



KANSAS GAS AND ELECTRIC COMPANY

June 6, 1984

Mr Harold R Denton, Director
Office of Nuclear Reactor Regulation
U S Nuclear Regulatory Commission
Washington, D C 20555

Mr J T Collins, Regional Administrator
Nuclear Regulatory Commission Region IV
611 Ryan Plaza Drive, Suite 1000
Arlington, Texas 76011

KMLNRC 84-086
Re: Docket No. STN 50-482
Subj: Fuel Load Forecast Information

Gentlemen:

On May 24, 1984 a meeting between our respective staffs was conducted at Wolf Creek Generating Station to provide you with the information required for your caseload planning. During that meeting Kansas Gas and Electric Company was requested to provide updated information in June. Attached is the updated information requested by your representatives.

Please contact me or Mr Gene Rathbun of my staff if you have any questions concerning the attached material.

Yours very truly

Glenn L Koester
for Glenn L Koester
Vice President - Nuclear

GLK:njp

Attachment

xc: PO'Connor
HBundy

8406120110 840606
PDR ADOCK 05000482
A PDR

Boo1
1/39

OATH OF AFFIRMATION

STATE OF KANSAS)
) SS:
COUNTY OF SEDGWICK)

I, Bernard Ruddick, of lawful age, being duly sworn upon oath, do depose, state and affirm that I am Vice President - Engineering of Kansas Gas and Electric Company, Wichita, Kansas, that I have signed the foregoing letter of transmittal for Glenn L Koester, Vice President - Nuclear of Kansas Gas and Electric Company, know the contents thereof, and that all statements contained therein are true.

KANSAS GAS AND ELECTRIC COMPANY

ATTEST:


By Bernard Ruddick
Bernard Ruddick
Vice President - Engineering

Joe R. Gibbens
Joe R Gibbens, Assistant Secretary

STATE OF KANSAS)
) SS:
COUNTY OF SEDGWICK)

BE IT REMEMBERED that on this 6th day of June, 1984, before me, Evelyn L Fry a Notary, personally appeared Bernard Ruddick, Vice President - Engineering of Kansas Gas and Electric Company, Wichita, Kansas, who is personally known to me and who executed the foregoing instrument, and he duly acknowledged the execution of the same for and on behalf of and as the act and deed of said Corporation.

IN WITNESS WHEREOF, I have hereunto set my hand and affixed my seal the date and place above written.



Evelyn L Fry
Notary

My commission expires on August 15, 1984.

CURRENT DESIGN ACTIVITIES REQUIRED
TO SUPPORT FUEL LOAD

<u>CONSTRUCTION SUPPORT</u>	<u>Schedule Completion</u>
* 79-14 Walkdown Approximately 70 percent complete as of 5/1/84	6/84
* N-5 Certification Preliminary stress certification complete	6/84
* Main Control Board and Auxiliary Shutdown Panel Human Factor Modifications	6/84*
* Redundant CO and CO ₂ Detection Alarm System	Complete

*Design activities for raised floor at Auxiliary S/D Panel are completed.

CURRENT DESIGN ACTIVITIES REQUIRED
TO SUPPORT FUEL LOAD
(Continued)

<u>STARTUP/OPERATIONAL</u>	<u>Schedule Completion</u>
* Halon Fire Protection System Modifications due to Callaway Testing	Complete
* Radiation Monitors Operational Problem Experienced at Callaway	Complete
* Security System Changes as a Result of Callaway Experience	Complete
* Replacement of Barton Transmitters with Rosemount - Optional Mounting Detail	Complete

CURRENT DESIGN ACTIVITIES REQUIRED
TO SUPPORT FUEL LOAD
(Continued)

LICENSING

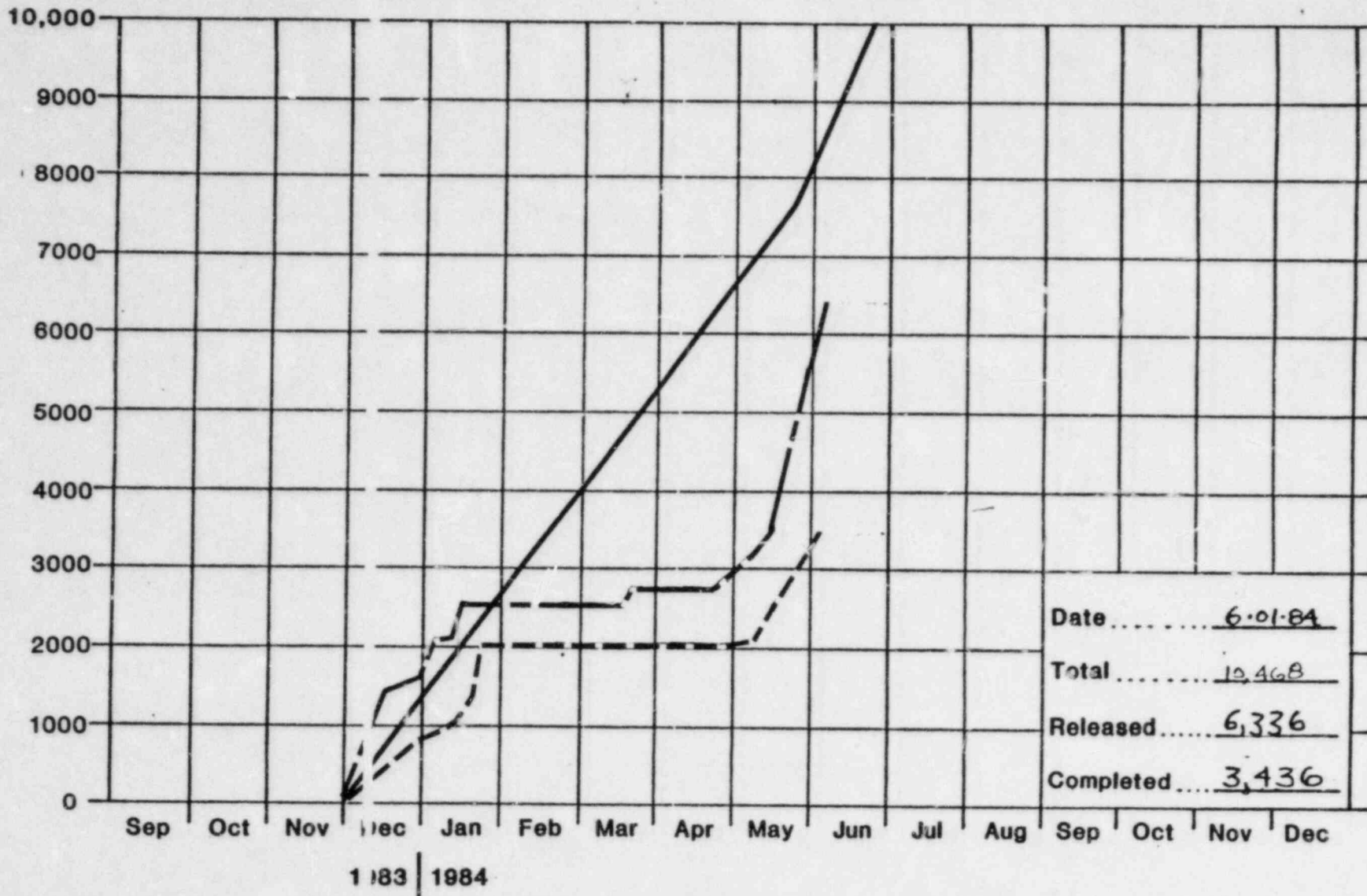
Schedule
Completion

* Fire Protection Changes as a Result of NRC Audit

Complete

O.C.F. Weekly Status

- Scheduled
- - - - - Qty. Released by KG&E
- - - - - Qty. Installed by O.C.F.

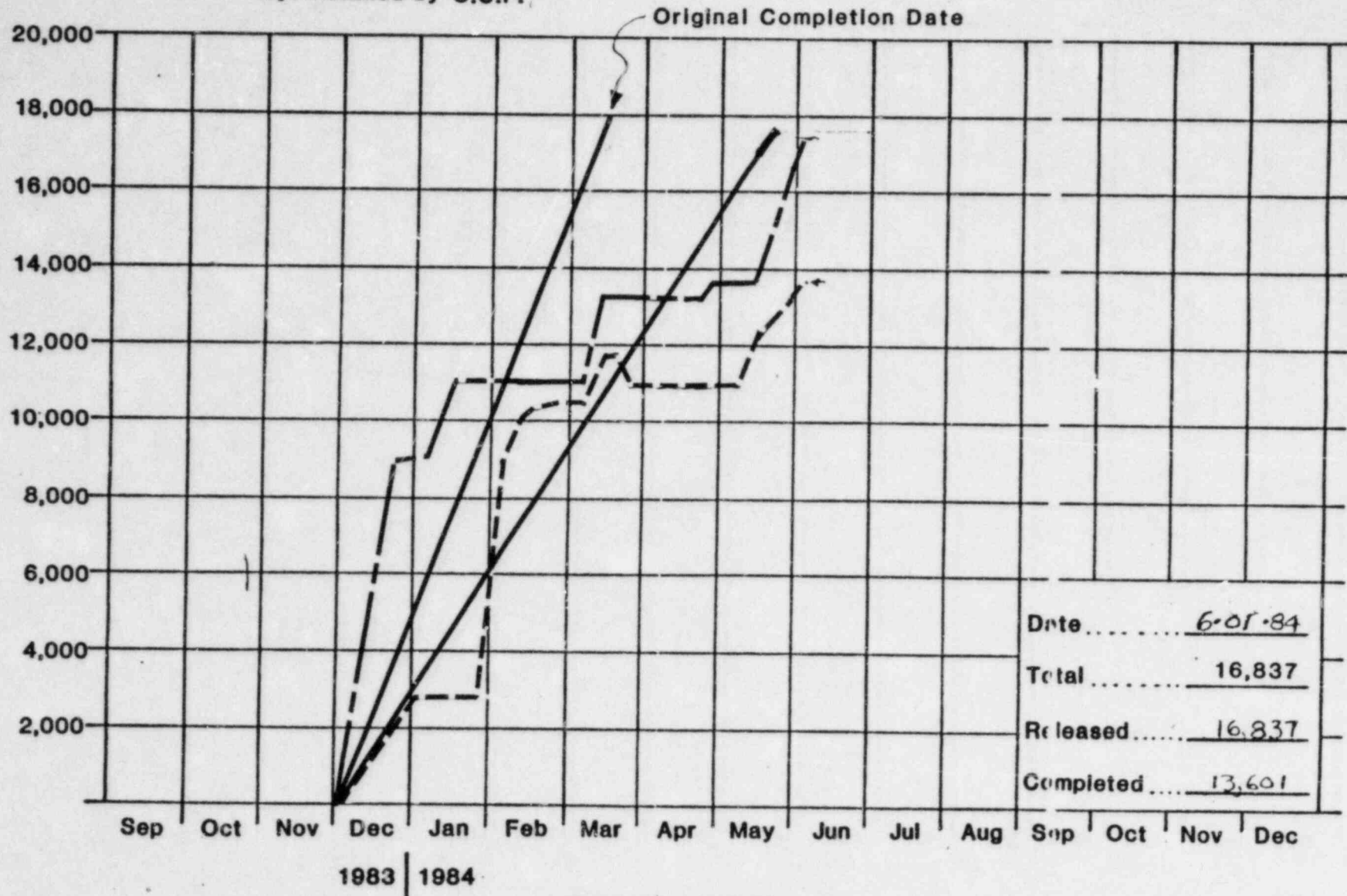


Date	<u>6-01-84</u>
Total	<u>10,468</u>
Released	<u>6,336</u>
Completed	<u>3,436</u>

PIPE

O.C.F. Weekly Status

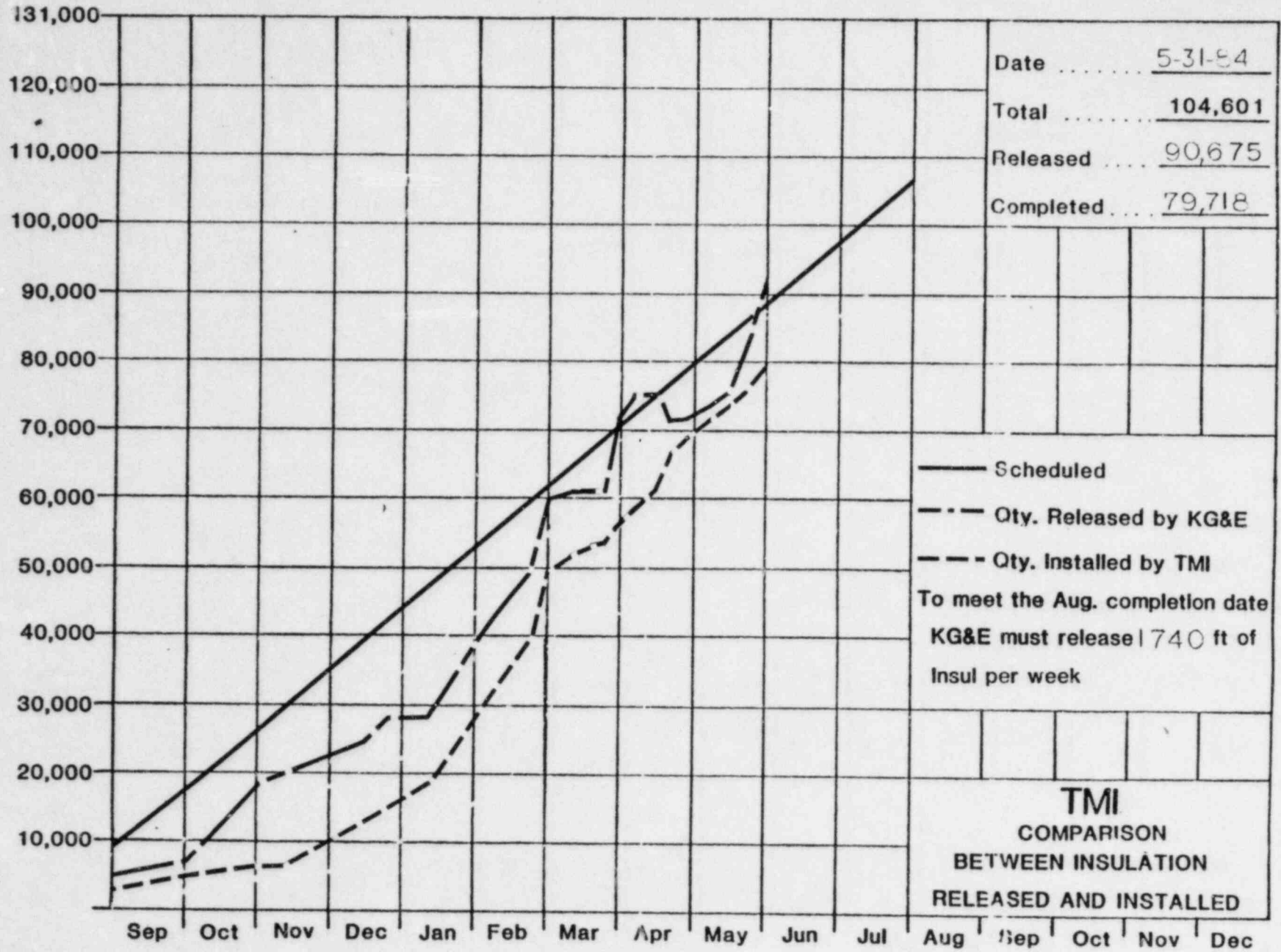
- Scheduled
- - - Qty. Released by KG&E
- - - Qty. Installed by O.C.F.



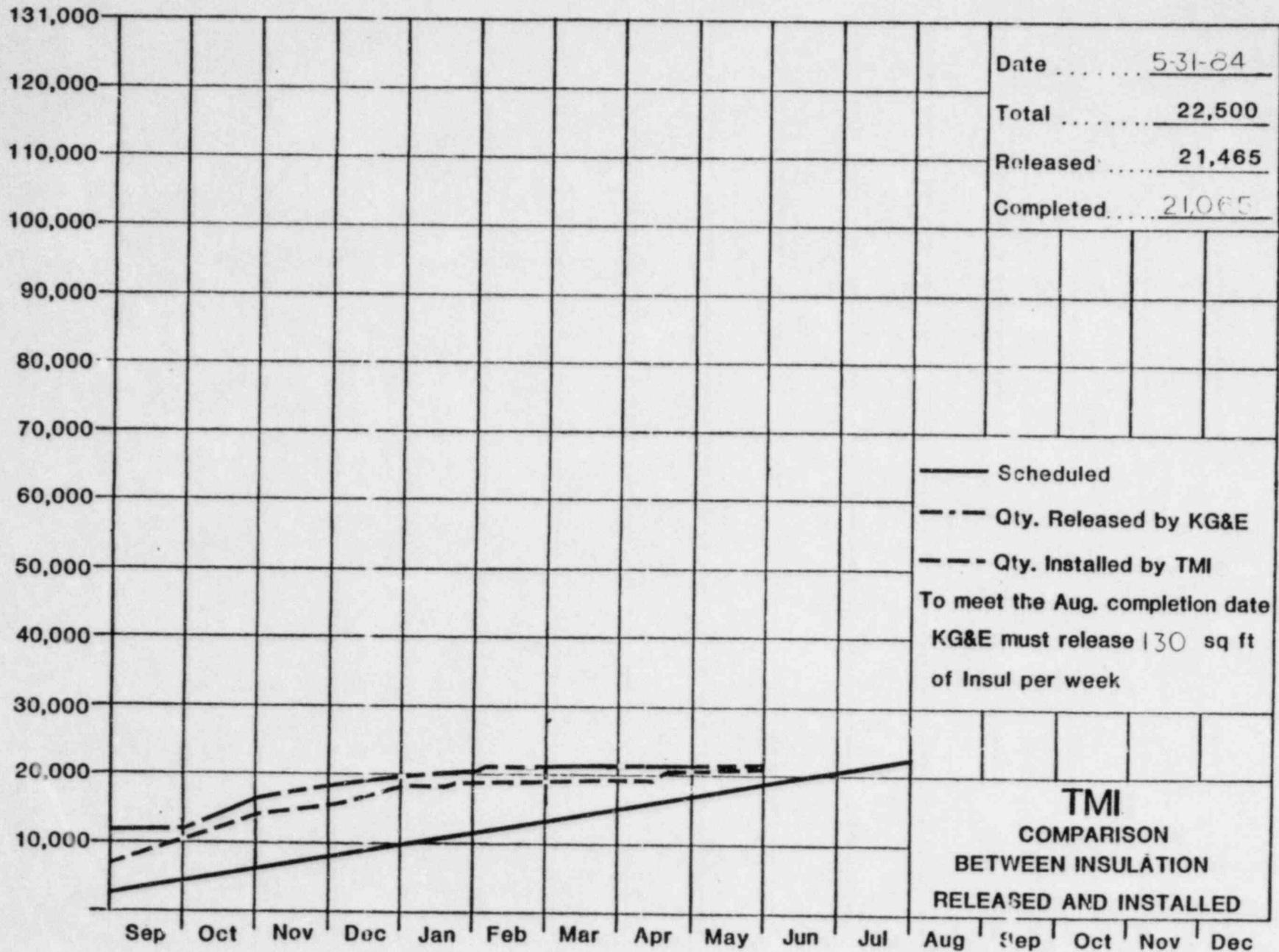
Date	<u>6-01-84</u>
Total	<u>16,837</u>
Released	<u>16,837</u>
Completed	<u>13,601</u>

EQUIPMENT

PIPING

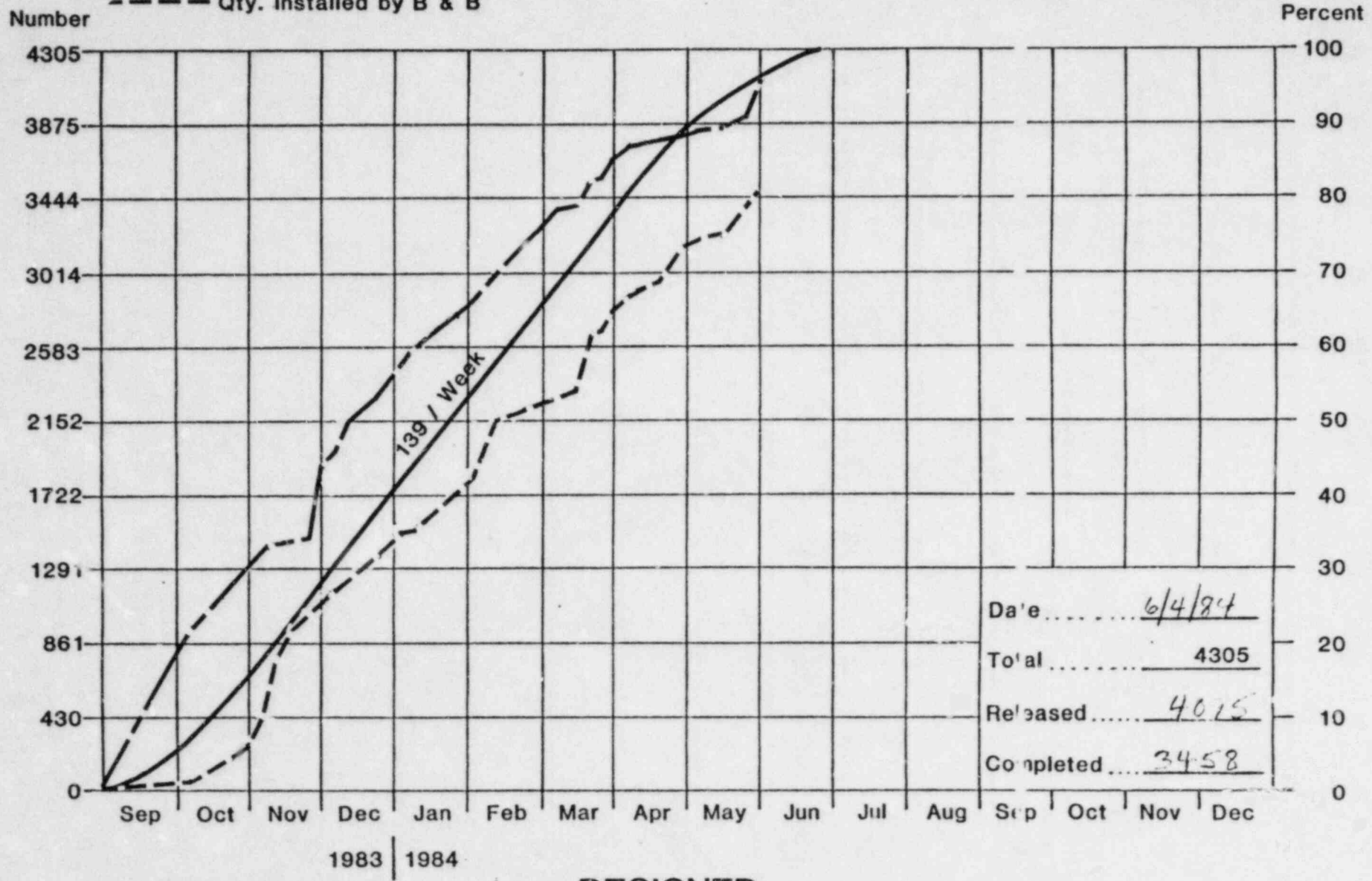


EQUIPMENT



Penetration Closures

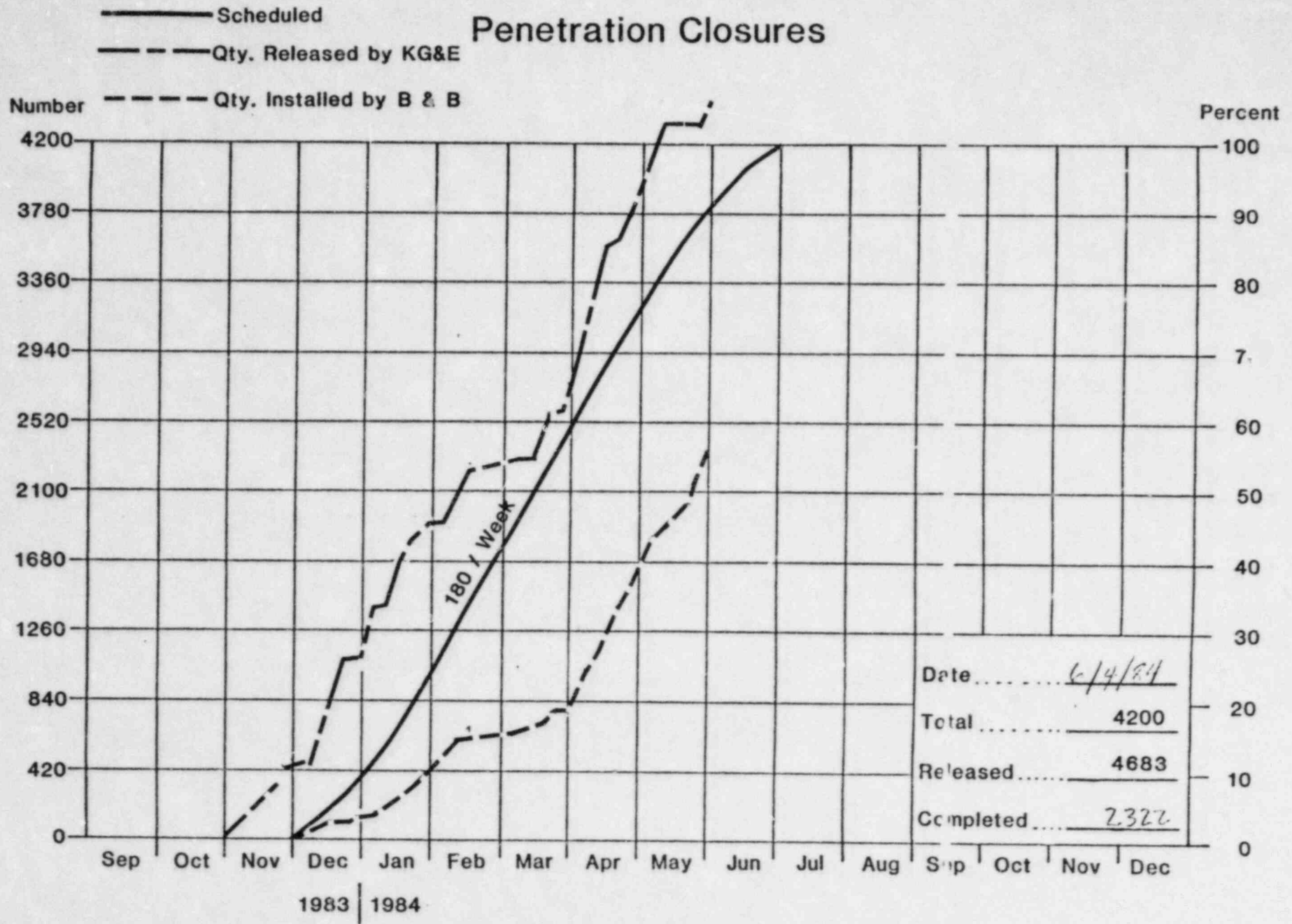
- Scheduled
- - - Qty. Released by KG&E
- - - Qty. Installed by B & B



Date	6/4/84
Total	4305
Released	4075
Completed	3458

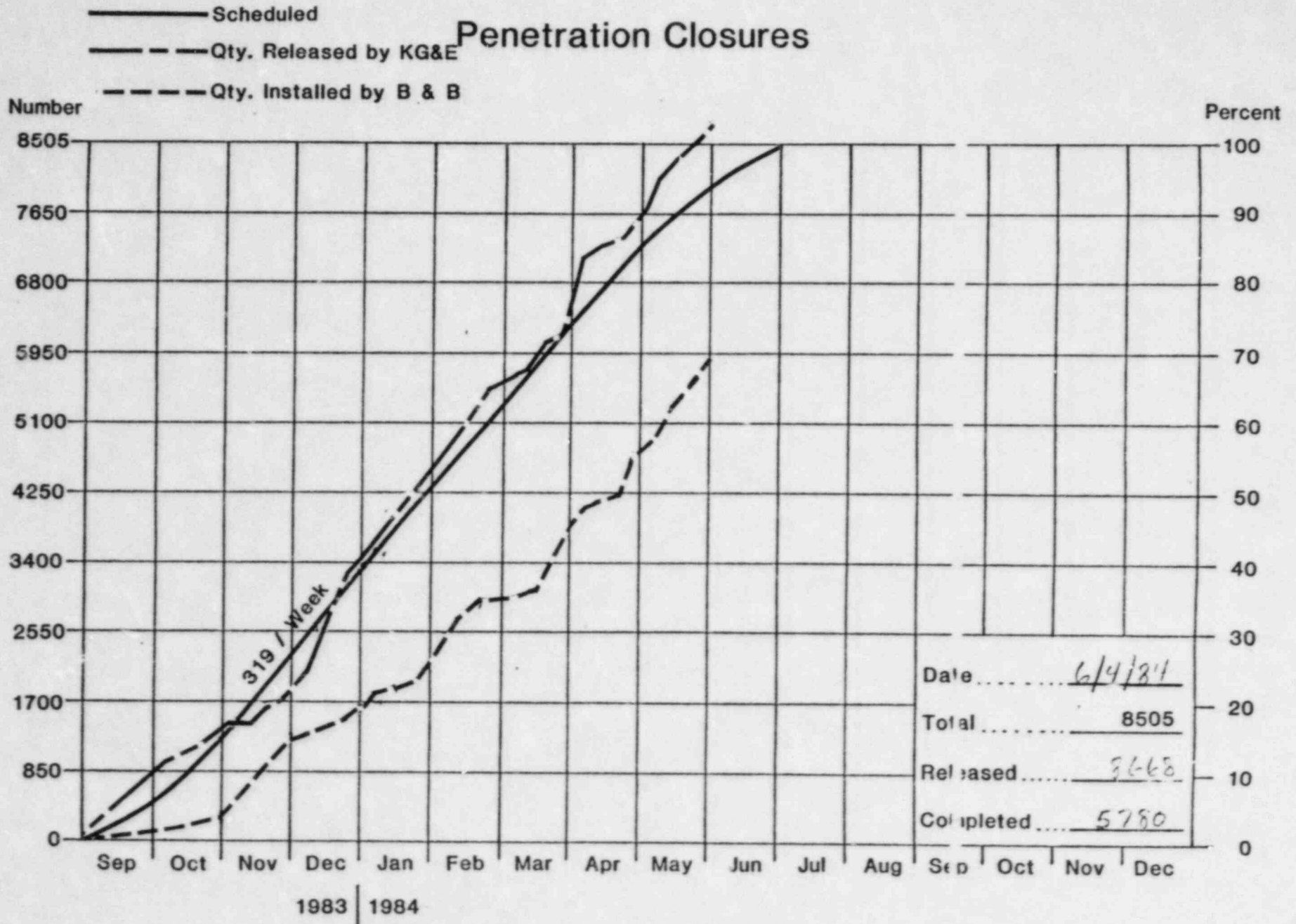
DESIGNED

Penetration Closures



SCHEDULED CONDUIT ENDS

Penetration Closures



TOTAL DESIGNED, & CONDUIT ENDS

CONTROL ROOM AND AUXILIARY SHUTDOWN PANEL
HUMAN FACTORS MODIFICATIONS

STATUS OF PREVIOUS REVIEWS

Total Findings	Resolve for Fuel Load	Engineering Work Completed	Open	Engineering Complete
299	191	188	3	6/21/84

FUTURE REVIEW

<u>Review</u>	<u>Scheduled</u>	<u>Remarks</u>
Control Room Environment *The Callaway Environmental Survey is complete. *Two significant findings were generated. Similar findings will probably be generated at Wolf Creek on June 4 & 5.	June 1984	Resolution of findings not required for Fuel Load

.DATE 29 MAY 84 16:30:38 RID 21 02 MAR 84 ROXY

. MAY 29, 1984 PROCEDURE STATUS

*PROCED.R.F.M.RSP. REWRITE . TECH. REV .INITL TYPE .EXTRNL REV .RESOLVE COM. J.T.G. . APPROVAL . TO NCR .TEST PERFM .

* NUM .V.A.S.SP.V.SCHED. ACT .SCHED. ACT .SCHED. ACT .SCHED. ACT .SCHED. ACT .SCHED. ACT .SCHED. ACT .SCHED. ACT .

*=====

*XXXXXX=PROCEDURE NUMBER

* X=REVISION

* X=FSAR (Y=NRC/N=NON-NRC/A=ACCEPTANCE)

* X=MILESTONE NUMBER

* XXX=RESPONSIBLE SUPERVISOR

* XXXXX XXXXX=REWRITE-SCHEDULED/ACTUAL

* XXXXX XXXXX=TECHNICAL REVIEW-SCHEDULED/ACTUAL

* XXXXX XXXXX=INITIAL TYPE-SCHEDULED/ACTUAL

* XXXXX XXXXX EXTERNAL REVIEW-SCHEDULED/ACTUAL

* XXXXX XXXXX=RESOLVE COMMENTS-SCHEDULED/ACTUAL

* XXXXX XXXXX=TO J.T.G.-SCHEDULED/ACTUAL

* APPROVAL-SCHEDULED/ACTUAL=XXXXX XXXXX

* TO NRC-SCHEDULED/ACTUAL=XXXXX XXXXX

* TEST PERFORMANCE-SCHEDULED/ACTUAL=XXXXX XXXX

SPECIAL CODES= X

=====

TEST PERFORMED= P

TEST PROCEDURE VAULTED= V

..... END REPJRT

```

-PS155 ** WOLF CREEK STARTUP SYSTEM - PROCEDURE STATUS REPORTS ** PAGE 1
          SORT BY PROCEDURE NUMBER
*PROCED. R.F.M.RSP. REWRITE * TECH. REV * INITL TYPE * EXTRNL REV * RESOLVE COM. * J.T.G. * APPROVAL * TO NRC * TEST PERFM * SPCL *
* EUM * V.A.S. * S.P.V. * SCHED. ACT * SCHED. ACT * SCHED. ACT * SCHED. ACT * SCHED. ACT * SCHED. ACT * SCHED. ACT * SCHED. ACT * SCHED. ACT * SCHED. ACT *
=====
030006 0 Y 3 JCG 40329 30901 40419 40106 40503 31216 40507 40612 40574 40521 40531 40607 40827
080006 0 N 5 CAO 40221 40217 40313 40410 40327 40403 40331 40417 40407 40502 40414 40503 40424 40507 40523
080008 0 N 5 CAO 40311 40215 40401 40409 40415 40405 40419 40413 40426 40516 11111 11111 40513 40518 40613
030008 0 Y 5 CAO 40310 40104 40331 40423 40414 40405 40418 40510 40425 40502 40512 40519 40806
080009 0 N 5 EJH 40221 40215 40313 40429 40329 40503 40331 11111 40424 40501 40424 40520 40501
080010 0 N 5 CAO 40313 40227 40403 40315 40422 40309 40426 40430 40503 40510 40520 40624
080011 0 N 5 CAO 40318 40210 40408 40416 40422 40406 40426 40515 40503 40510 40520 40624
080012 0 N 5 CAO 40318 40207 40408 40430 40422 40511 40426 40518 40503 11111 40520 40624
090013 0 N 5 RMA 40327 11111 40417 40419 40501 40420 40505 40517 40512 40519 40529 40625
090025 0 N 5 CAO 40318 40227 40408 40422 40426 40617 40573 11111 40624
080074 0 Y 5 SWS 40119 40301 40209 40410 40223 40405 40227 40423 40305 40430 40312 40503 40322 40507 40329 40509 40624
03A928 0 Y 5 SWS 40309 40419 40333 40424 40413 40420 40417 40424 40424 40503 40501 40504 40511 40508 40518 40508 40805
04AC01 0 N 5 EJH 40502 31206 40523 40404 40606 40320 40610 40617 40624
04AC03 1 Y 5 EJH 40316 11111 40405 11111 40420 11111 40424 11111 40501 40517 40508 40523 40518 40524 40730
04AC03 0 Y 5 EJH 31220 31212 40113 40110 40124 31230 40129 40204 40204 40322 40211 40323 40221 40323 40228 40324 40428
03AL02 0 Y 5 CAO 40226 31215 40318 40124 40601 40116 40405 40604 40412 40430 40419 40501 40429 40502 40506 40503 40724
03AL04 0 Y 5 CAO 40302 40104 40323 40501 40406 40425 40410 40501 40417 40508 40424 40510 40504 40510 40511 40511 40729
38B15A 0 Y 5 CAO 40221 31013 40313 40405 40327 40331 40331 40425 40407 40508 40414 40510 40424 40510 40501 40511 40719
38B15B 0 Y 5 EJH 40315 40310 40405 40403 40419 40327 40423 40430 40507 40517 40524 40813
08B803 0 N 5 CAO 40414 30810 40505 40102 40519 40508 40523 40515 40530 40606 40616 40712
08B809 0 N 5 CAO 40414 31013 40505 40111 40519 40102 40523 40419 40530 40606 40616 40712
08B810 0 N 5 CAO 40415 31013 40505 40427 40520 40424 40524 40518 40531 40607 40617 40713
04CF01 2 N 6 EJH 40213 11111 40305 11111 40319 40423 40323 40501 40330 40508 40406 11111 40416 40510 40514
04CF01 1 N 6 EJH 11111 11111 11111 11111 11111 11111 11111 11111 11111 11111 11111 11111 30907 11111 30915
03EF01 3 Y 8 J8H 11111 11111 11111 11111 11111 11111 11111 40522 11111 11111 11111 40524 40622
03EF01 2 Y 8 J8H 40207 11111 40223 11111 40313 40402 40317 40420 40324 40430 40331 40501 40410 40501 40501
03EF01 1 Y 8 J8H 31110 31116 31201 31215 31205 31219 40111 31226 40126 40102 40130 40112 40131 40119 40201 40319
03EF01 0 Y 8 J8H 11111 11111 11111 11111 11111 11111 11111 11111 11111 11111 11111 30819 11111 30819 11111
03EJ02 0 Y 5 CAO 40309 31212 40333 40111 40413 40102 40417 40405 40424 40503 40501 40511 40511 40511 40511 40805

```

```

** PS155 ** WOLF CREEK STARTUP SYSTEM - PROCEDURE STATUS REPORTS ** PAGE 2
** SORT BY PROCEDURE NUMBER **
PROCED-R.F.W.RSP. REWRITE * TECH. REV * INITL TYPE * EXTRNL REV * RESOLVE COM. J.T.G. * APPROVAL * TO NRC * TEST PERFM * SPCL *
NUM * V.A.S.SPV * SCHED. ACT * SCHED. ACT * SCHED. ACT * SCHED. ACT * SCHED. ACT * SCHED. ACT * SCHED. ACT * SCHED. ACT * SCHED. ACT *
=====
046H01 0 Y 3 JCG 40316 31201 40405 40106 40420 31220 40424 40316 40501 40503 40508 40504 40518 40507 40525 40508 40814
036P01 0 Y 7 JRB 40317 31001 40407 31227 40421 40127 40425 40406 40502 40521 40509 40524 40519 40528 40526 40529 40815
036P02 0 Y 7 JRB 40314 31001 40406 40210 40418 40127 40422 40406 40429 40516 40506 40521 40516 40522 40523 40523 40812
036S01 0 Y 2 JCG 40314 40102 40406 40218 40418 40213 40422 40416 40429 40516 40506 40517 40516 40521 40523 40522 40812
036T01 0 Y 2 JCG 40329 31108 40419 31220 40503 31206 40507 40227 40514 40515 40521 40517 40531 40517 40607 40518 40827
046X01 0 N 2 RMA 40515 40605 40619 40623 40630 40707 40717 40814
03HA01 0 Y 3 JRB 40412 31128 40503 40327 40517 40309 40521 40517 40528 40604 40621 40910
04HC03 0 Y 3 JBM 40309 40125 40333 40402 40413 40315 40417 40424 40424 40517 40501 40523 40511 40524 40518 40524 40805
04M001 0 N 3 JBM 40529 40320 40619 40525 40703 40519 40707 40714 40721 40731 40928
04MF02 0 N 3 JBM 40403 40307 40424 40516 40508 40503 40512 40519 40605 40701
03JE01 2 Y 7 JRB 40316 11111 40405 11111 40420 11111 40424 11111 40501 40514 40503 40526 40518 40526 40525
03JE01 1 Y 7 JRB 31228 11111 40118 40125 40201 40123 40205 11111 40212 40204 40219 40205 40229 40208 11111 40208 40307
03JE01 0 Y 7 EJM 11111 30913 11111 31025 11111 30826 11111 30912 11111 31202 11111 31021 11111 31205 11111 31205 11111
04K801 0 N 5 EJM 40722 40312 40826 40830 40906 40913 40923 40930
03KE03 0 N 4 JBM 40326 40321 40415 40424 40430 40420 40504 40510 40511 40518 40528 40809
04KF01 0 N 2 JRB 40528 40111 40618 40208 40702 40127 40706 40713 40720 40730 40827
04KF02 0 N 2 JRB 40528 40111 40618 40210 40702 40127 40706 40312 40713 40523 40720 11111 40730 40528 40827
03KJ01 1 Y 7 JRB 40319 11111 40409 11111 40423 40520 40427 40525 40504 40511 40521 40528
03KJ01 0 Y 7 JRB 31105 31017 31126 31101 31210 31024 31214 31028 31221 31210 31228 31212 40107 31213 40114 31214 40509
04LD01 0 N 5 SMS 40406 40125 40427 40321 40511 40313 40515 40424 40522 40529 11111 40608 40524 40615
04LF01 0 Y 5 EJM 40314 40125 40404 40302 40413 40222 40422 40429 40506 40516 40523 40812
03NE01 1 Y 7 JRB 40320 11111 40413 11111 40424 40522 40428 40528 40505 40512 40522 40529
03NE01 0 Y 7 JRB 31215 30825 40105 30926 40119 30826 40123 30923 40130 31214 40206 40127 40216 40127 40223 40128 40423
03NF02 0 Y 7 JRB 40405 40328 40426 40510 40514 40521 40607 40614 40903
03MF03 0 Y 7 EJM 40405 40501 20425 40510 40514 40521 40607 40614 40903
05PK02 0 N 0 SMS 40302 11111 40323 40411 40406 40409 40410 40502 40417 40508 40424 11111 40504 40511 40514 40519 P
04PK02 0 Y 0 SMS 40123 11111 40213 40514 40227 40511 40302 40516 40309 40525 40316 40326 40402 40601
04L003 0 N 5 RMA 40519 11111 40609 40417 40623 40328 40627 40510 40704 40711 40721 40728
03SA01 0 Y 7 RMA 40314 31001 40404 40313 40418 40229 40422 40627 40429 40506 40516 40523 40812

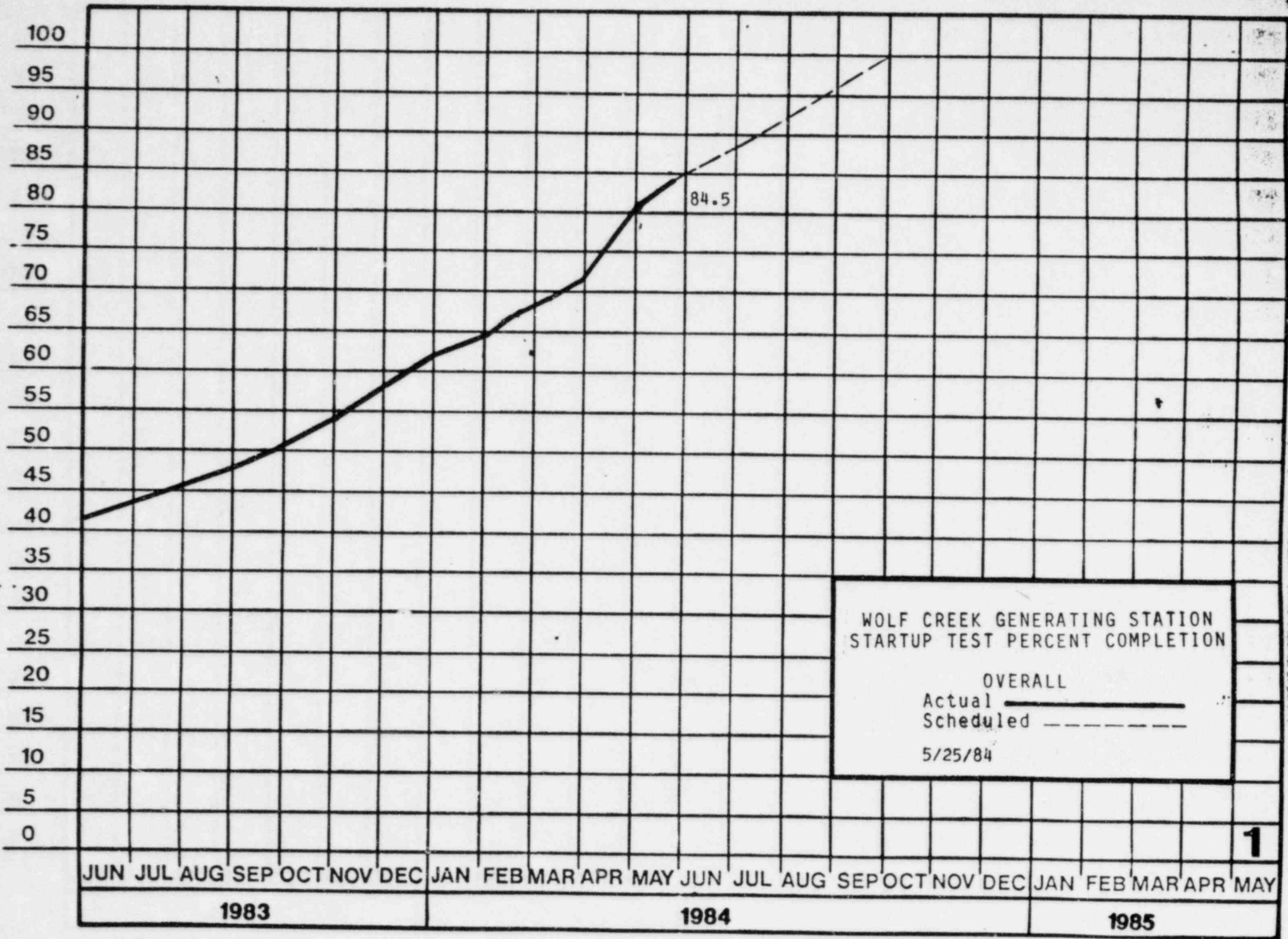
```

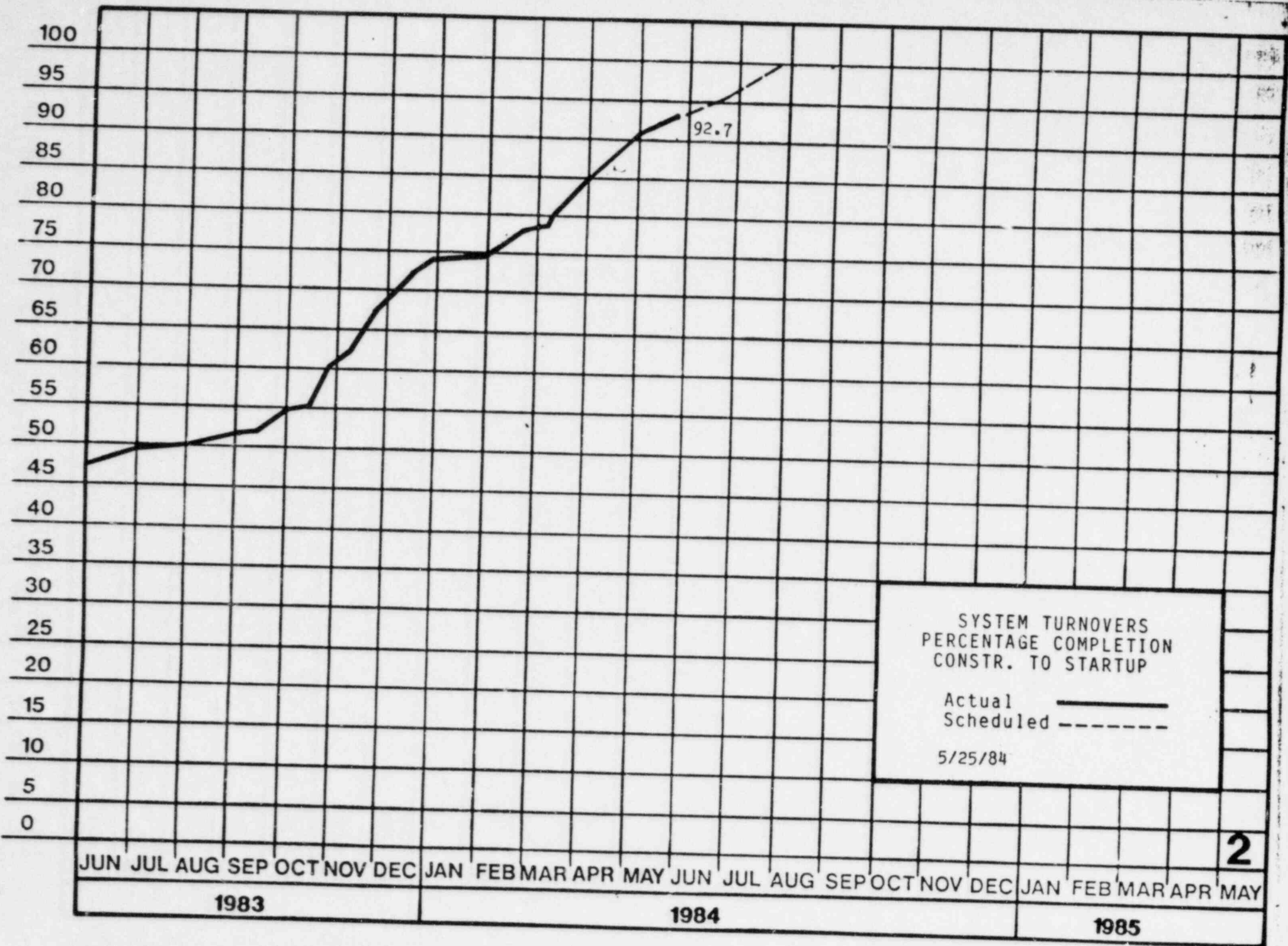

PS106 ** WOLF CREEK STARTUP SYSTEM - PROCEDURE STATUS REPORTS ** PAGE 4

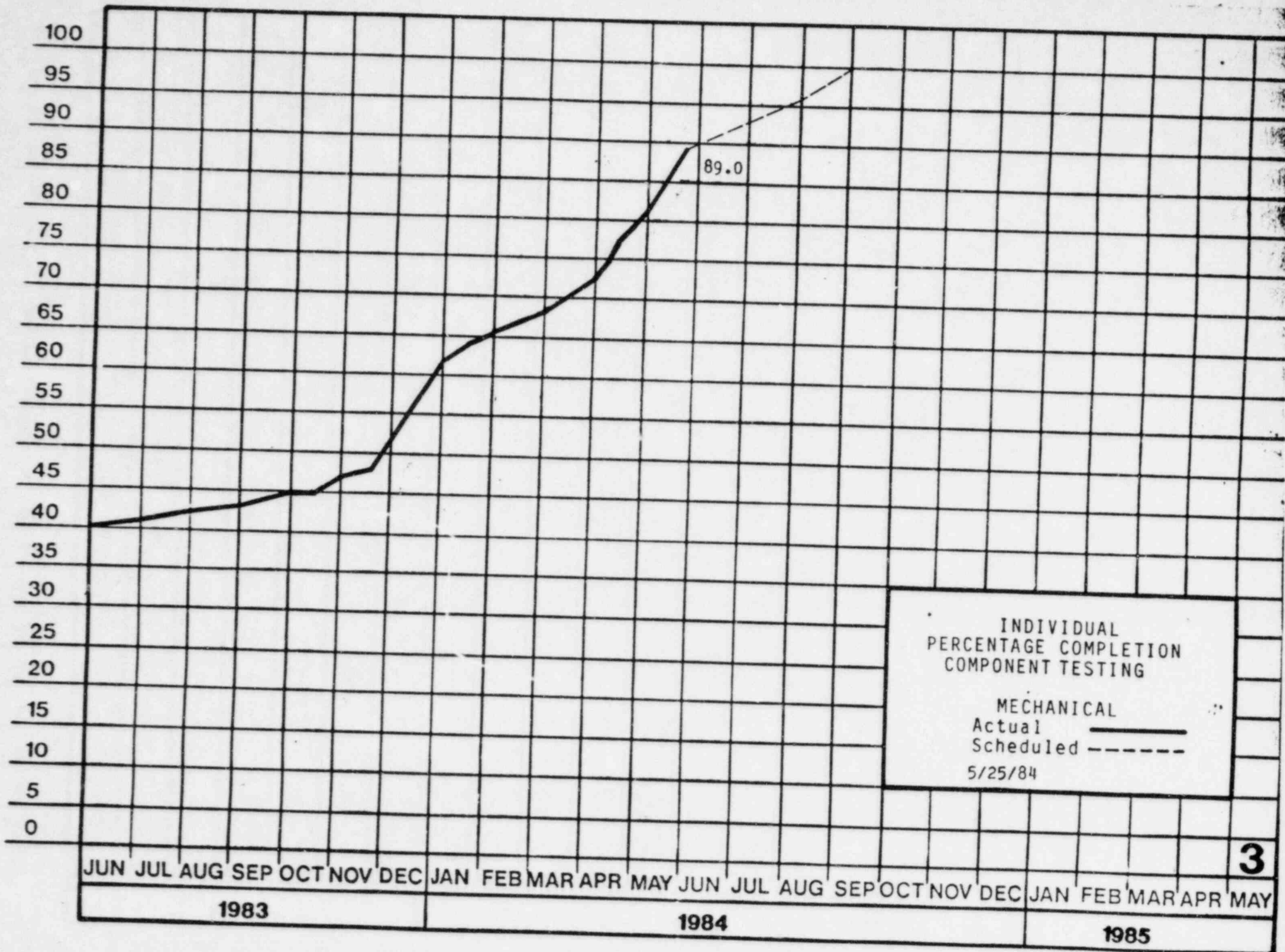
TOTALS FOR SORT BY PROCEDURE LIST MAY 29, 1984

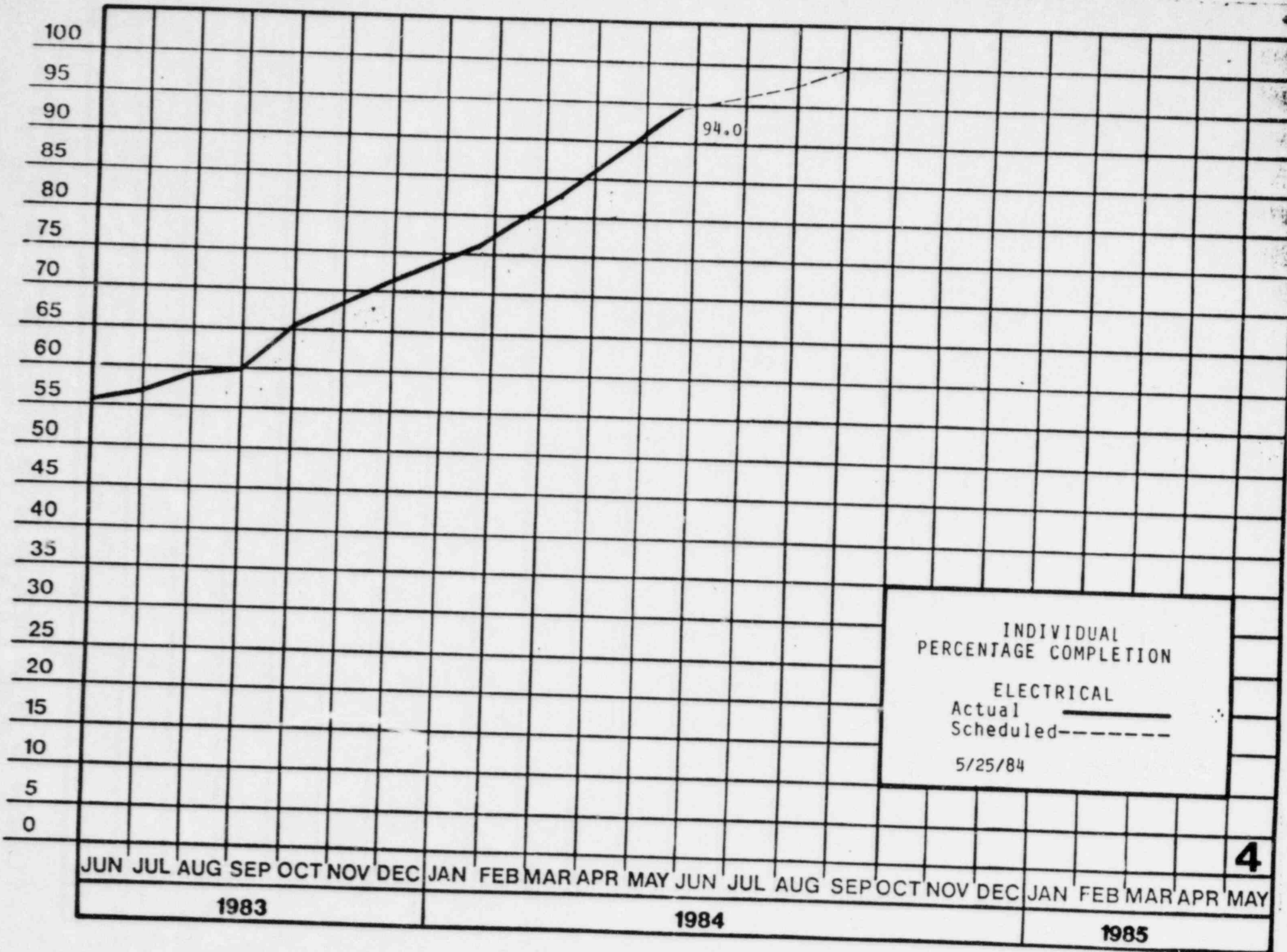
TOTAL PROCEDURES	TOTAL REWRITE	TOTAL TECH-REV	TOTAL INIT TYPE	TOTAL EXTNL	TOTAL RESOLVE	TOTAL J-T-G	TOTAL APPROVAL	TOTAL NRC	TOTAL TEST PERFM
56	55*	49*	50*	41*	23*	22*	22*	13*	1*

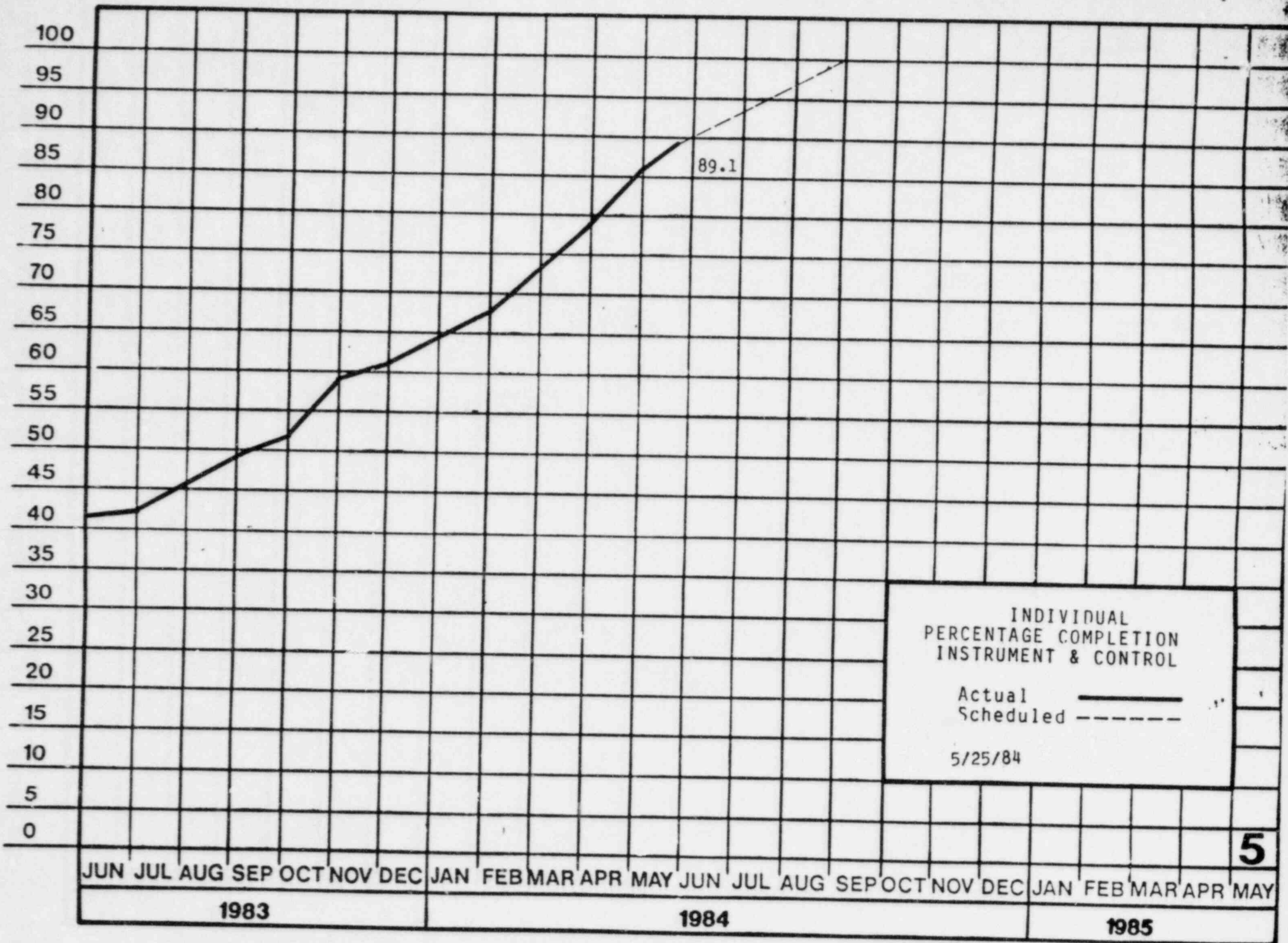
..... END REPORT

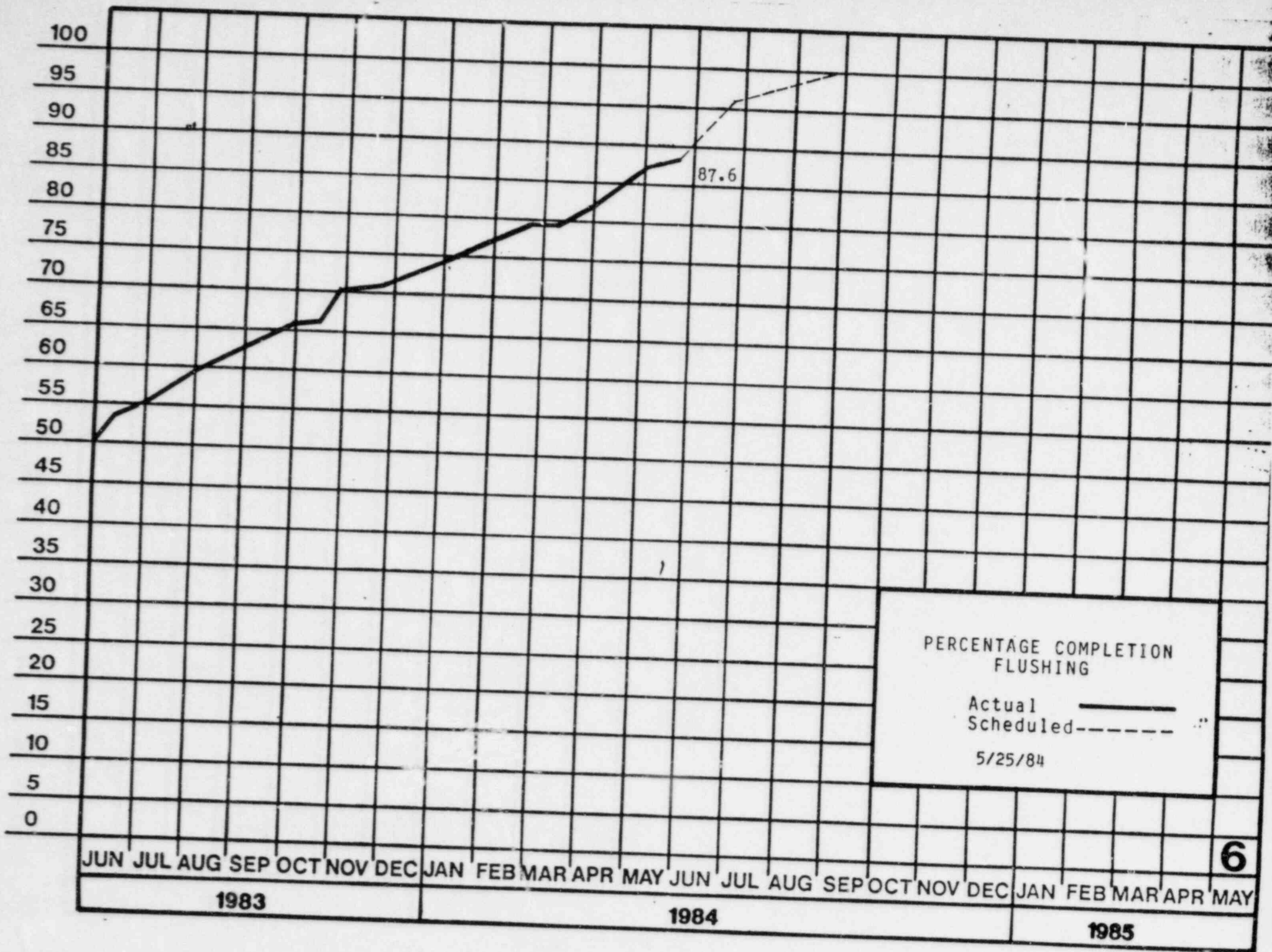


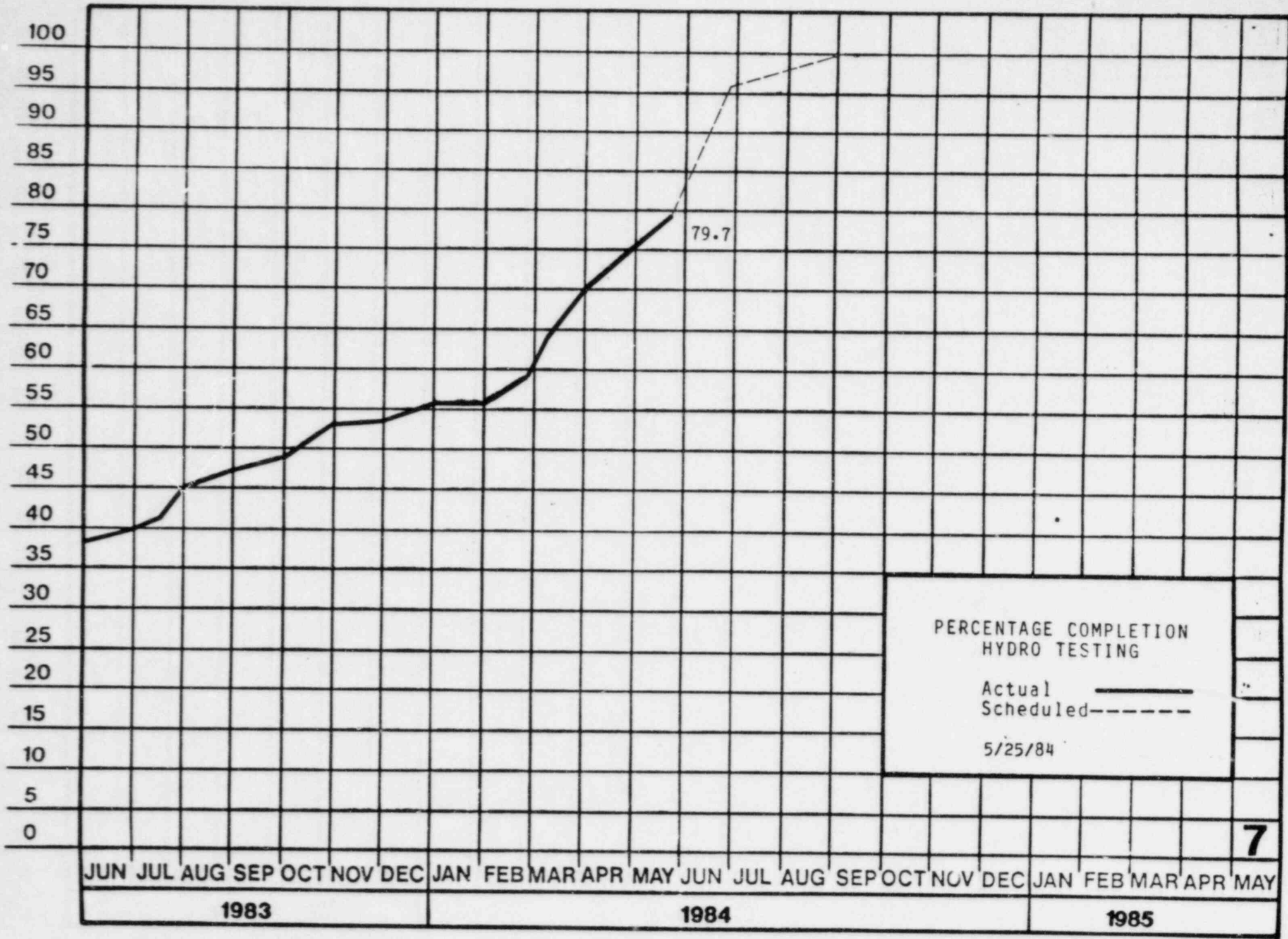


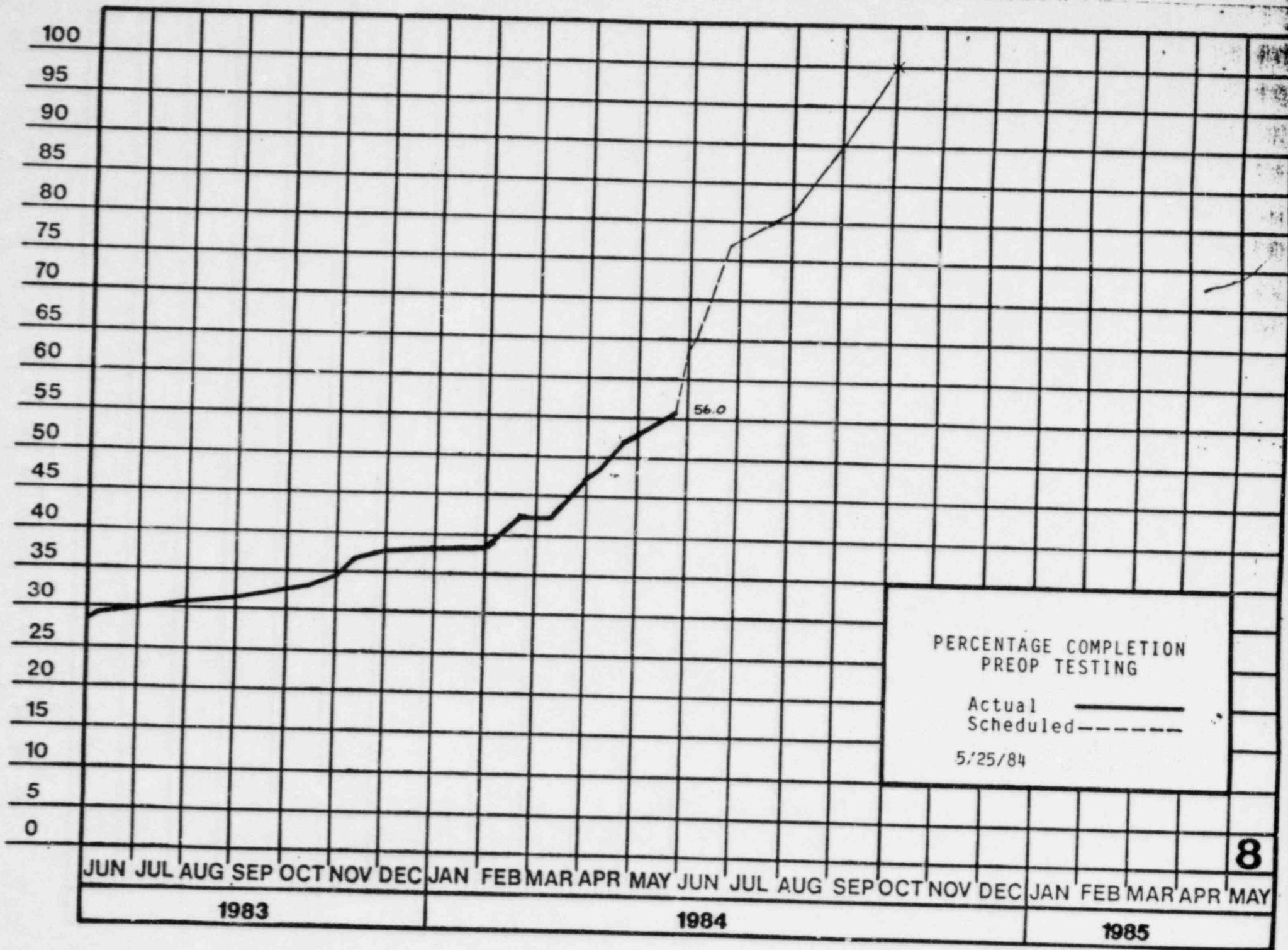












COMPLETIONS AND TO GO PREOP TEST SCHEDULE DATES
ALPHABETICAL LISTING

PROCEDURE TYPE NUMBER	DESCRIPTION	SCHEDULED START	SCHEDULED FINISH	DURATION (DAYS)
SU3 AB01	STEAM DUMP SYSTEM PREOP	5-24A	6-8F	15
SU3 AB02A	MAIN STEAM SAFETY VALVE TEST	8-5	8-6	2
SU3 AB02B	MAIN STEAM SAFETY VALVE TEST	8-5	8-6	2
SU3 AB03	MAIN STEAM ISOLATION VALVE TEST	5-24	5-31	8
SU3 AB04	MAIN STEAM SYSTEM PREOP	7-7	8-5	29
SU4 AC01	INITIAL TURBINE ROLL	7-30	8-2	4
SU4 AC02	TURBINE TRIP TEST	6-1	6-13	13
SU4 AC03	TURBINE SYSTEM COLD TEST	5-14A	5-29F	15
SU3 AE01	MAIN FEEDWATER SYSTEM PREOP	7-22	7-28	7
SU4 AF01	SECONDARY VENT & DRAIN SYSTEM TEST	5-2A	5-18F	16
SU3 AL01	AUX. FEEDWATER MOTOR DRIVEN PUMP & VALVE	4-24A	5-4F	10
SU3 AL02	AUX. FEEDWATER TURBINE PUMP TEST	7-24	7-25	2
SU3 AL03	AUX. FEEDWATER MOTOR PUMP ENDURANCE TEST	5-23A	5-31F	8
SU3 AL04	AUX. FEEDWATER WATER HAMMER TEST	7-29	7-30	2
SU3 AL05	AUX. FEEDWATER TURBINE PUMP ENDURANCE TEST	7-25	7-29	5
SU3 BB02	PRT COLD PREOP	6-2	6-9	8
SU8 BB03	RTD BYPASS FLOW TEST	7-12	7-13	2
SU3 BB04	PRESSURIZER PRESSURE CONTROL TEST	7-3	7-5	3
SU3 BB05	REACTOR COOLANT SYSTEM HOT PREOP	6-24	8-11	49
SU3 BB06	THERMAL EXPANSION TEST	6-24	8-11	49

COMPLETIONS AND TO GO PREOP TEST SCHEDULE DATES
ALPHABETICAL LISTING

PROCEDURE TYPE NUMBER	DESCRIPTION	SCHEDULED START	SCHEDULED FINISH	DURATION (DAYS)
SU3 BB07	PRESSURIZER LEVEL CONTROL TEST	6-30	7-2	3
SU3 BB08	PRESSURIZER HEATER/SPRAY CAPACITY TEST	7-2	8-11	42
SU8 BB09	REACTOR COOLANT SYSTEM FLOW TEST	7-12	7-13	2
SU8 BB10	REACTOR COOLANT SYSTEM FLOW COAST DOWN TEST	7-13	7-15	3
SU8 BB12	PRESSURIZER CONTROL SPRAY FLOW VERIFICATION TEST	6-28	6-30	3
SU3 BB13	PRESSURIZER RELIEF VALVE/PRT HOT TEST	7-5	7-9	5
SU3 BB14	REACTOR COOLANT SYSTEM DYNAMIC TEST	7-13	7-15	3
SU3 BB15A	RCS WATER INVENTORY LEAK RATE	7-19	7-20	2
SU3 BB15B	LEAK DETECTION SYSTEM	8-13	9-3	22
SU3 BB16	RTD/TC CROSS CALIBRATION TEST	6-17	6-28	12
SU3 BG01	CVCS MAJOR COMPONENT TEST	5-17	5-23	7
SU3 BG02	SEAL INJECTION PREOP	6-10	6-16	7
SU3 BG03	CHARGING SYSTEM PREOP	6-2	6-8	7
SU3 BG04	LETDOWN SYSTEM PREOP	6-15	6-22	8
SU3 BG05	BORIC ACID BLENDING TEST	5-23	6-15	23
SU3 BG06	CVCS HOT TEST	7-10	7-30	21
SU4 BM01	STEAM GENERATOR BLOWDOWN SYSTEM PREOP	5-27	6-3	8
SU4 CC01	GENERATOR GAS SYSTEM PREOP	5-20	5-26	7
SU4 CF01	LUBE OIL STORAGE AND TRANSFER PREOP	5-14	5-18	5

COMPLETIONS AND TO GO PREOP TEST SCHEDULE DATES
ALPHABETICAL LISTING

PROCEDURE TYPE NUMBER	DESCRIPTION	SCHEDULED START	SCHEDULED FINISH	DURATION (DAYS)
SU4 CO01	CARBON DIOXIDE SYSTEM	5-24A	6-2F	8
SU4 CQ01	SITE SECURITY PREOP	4-24A	7-18F	
SU4 EA01	SERVICE WATER PREOP	5-22	6-9	18
SU3 EC01	SPENT FUEL POOL COOLING PURIFICATION PREOP	5-16	6-11	26
SU3 EC02	SPENT FUEL POOL LEAK TEST	5-11A	5-18F	7
SU3 EF01	ESSENTIAL SERVICE WATER SYSTEM PREOP	5-1	5-22	22
SU3 EG01	COMPONENT COOLING WATER SYSTEM PREOP	5-23	6-10	18
SU3 EJ01	RESIDUAL HEAT REMOVAL COLD PREOP	5-11	5-27	17
SU3 EJ02	RESIDUAL HEAT REMOVAL HOT PREOP	8-5	8-8	4
SU3 EM01	SAFETY INJECTION SYSTEM COLD PREOP	4-20A	5-6F	
SU3 EM02	SAFETY INJECTION FLOW VERIFICATION	5-23	6-2	10
SU3 EM03	SAFETY INJECTION CHECK VALVE TEST	7-15	8-6	22
SU3 EM04	BORON INJECTION TANK AND RECIRC PUMP TEST	6-7	6-15	9
SU3 EN02	CONTAINMENT SPRAY SYSTEM PREOP	5-26	6-5	10
SU3 EP01	ACCUMULATOR SAFETY INJECTION ACCUMULATOR TEST.	5-10	6-9	30
SU4 GA01	PLANT HEATING PREOP	11-22-83A	6-1F	
SU4 GB01	CHILLED WATER SYSTEM PREOP	5-23A	6-13F	21
SU3 GG01	FUEL BLDG HVAC PREOP	4-9A	5-21A	
SU4 GH01	RADWASTE BLDG HVAC PREOP	8-14	9-10	27

COMPLETIONS AND TO GO PREOP TEST SCHEDULE DATES
ALPHABETICAL LISTING

PROCEDURE TYPE NUMBER	DESCRIPTION	SCHEDULED START	SCHEDULED FINISH	DURATION (DAYS)
SU3 GK01	CONTROL BLDG HVAC PREOP	4-30	5-19	20
SU3 GL01	AUX. BLDG HVAC PREOP	5-9A	6-4F	27
SU3 GN01	CONTAINMENT COOLING SYSTEM PREOP	6-28	8-5	39
SU3 GN02	CRDM COOLING PREOP	6-28	8-5	39
SU3 GP01	INTEGRATED LEAK RATE TEST (SU3 0001 in FSAR)	8-15	8-18	4
SU8 GP01	LOCAL LEAK RATE TEST	9-02A	6-23	
SU3 GP02	STRUCTURAL INTEGRITY TEST (SU3 0003 in FSAR)	8-12	8-15	4
SU3 GS01	POST-ACCIDENT HYDROGEN REMOVAL SYSTEM PREOP	8-12	8-25	14
SU3 GT01	CONTAINMENT PURGE SYSTEM PREOP	8-27	9-10	15
SU4 GX01	GROUNDING SYSTEM PREOP TEST	8-14	8-31	18
SU3 HA01	GASEOUS RADWASTE PREOP	9-10	9-30	21
SU4 HB01	LIQUID RADWASTE SYSTEM PREOPERATIONAL TEST	5-25	6-8	14
SU4 HB02	WASTE EVAPORATOR	6-8	6-16	9
SU4 HC01	SOLID RADWASTE SYSTEM PREOP	7-1	8-4	35
SU4 HC02	SOLID RADWASTE FILTER HANDLING PREOP	8-28	9-17	20
SU4 HC03	RESIN TRANSFER PREOP	8-5	8-25	22
SU4 HD01	DECONTAMINATION SYSTEM PREOP	8-28	9-10	14
SU4 HE01	BORON RECYCLE SYSTEM PREOP	6-2	6-22	21
SU4 HE02	BORON RECYCLE EVAPORATOR TEST	6-23	7-4	11

COMPLETIONS AND TO GO PREOP TEST SCHEDULE DATES
ALPHABETICAL LISTING

PROCEDURE TYPE NUMBER	DESCRIPTION	SCHEDULED START	SCHEDULED FINISH	DURATION (DAYS)
SU4 HF01	SECONDARY LIQUID WASTE PREOP	5-7	5-18	11
SU4 HF02	SECONDARY LIQUID WASTE EVAPORATOR PREOP	7-1	7-21	22
SU4 HY01	HYDROGEN SYSTEM	5-28A	6-4F	8
SU4 KB01	BREATHING AIR SYSTEM	9-30	9-30	1
SU4 KC01B	FIRE PROTECTION POWER BLOCK WET PIPING PREOP	5-12	5-26	15
SU4 KC02	FIRE PROTECTION SYSTEM HALON PREOP	5-24	6-12	19
SU4 KC03	FIRE PROTECTION SYSTEM DETECTION AND ALARM PREOP	5-24	6-5	12
SU8 KE03	POLAR CRANE LOAD TEST	8-9	8-11	3
SU3 KE04	FUEL TRANSFER SYSTEM	4-26A	4-30F	4
SU3 KE05	REFUELING MACHINE CHANGE FIXTURE PREOP	6-2	6-5	4
SU3 KE06	REFUELING MACHINE INDEXING TEST	6-5	6-6	2
SU3 KE07	PREOP INTEGRATED OPERATION OF FUEL HANDLING SYSTEM	5-22A	6-14F	4
SU4 KF01	PREOP TEST BRIDGE CRANES	8-27	9-8	13
SU4 KF02	PREOP TEST J.B. CRANES, HOISTS	8-27	9-8	13
SU4 KH01	HYDROGEN SUPPLY PREOP	5-9	5-20	11
SU4 KH02	SERVICE GASES	4-30	5-9	10
SU3 KJ01	DIESEL GENERATOR MECHANICAL PREOP	5-9	5-25	14
SU4 LD01	CHEMICAL WASTE SYSTEM PREOP	6-15	6-22	8
SU4 LE01	OILY WASTE SYSTEM PREOP	5-25	6-15	21
SU4 LF01	FLOOR AND EQUIPMENT DRAIN SYSTEM PREOP	8-12	9-5	25

COMPLETIONS AND TO GO PREOP TEST SCHEDULE DATES
ALPHABETICAL LISTING

PROCEDURE TYPE NUMBER	DESCRIPTION	SCHEDULED START	SCHEDULED FINISH	DURATION (DAYS)
SU4 MA01	STATIC GENERATOR TEST	5-8A	5-24F	16
SU5 MA01	MAIN GENERATOR SYSTEM ENERGIZATON	5-15	5-23	9
SU3 NB01	4160 V CLASS IE SYSTEM PREOP	6-11	6-18	8
SU3 NE01	DIESEL GENERATOR ELECTRICAL PREOP	5-29	6-23	25
SU3 NF01	LOAD SHEDDING AND LOAD SEQUENCER	8-12	9-1	21
SU3 NF02	LOCA SEQUENCER PREOP TEST	9-3	9-17	15
SU3 NF03	SHUTDOWN SEQUENCER PREOP TEST	9-3	9-17	15
SU3 NG01	480 V CLASS IE SYSTEM PREOP	6-11	6-18	8
SU3 NN01	INSTRUMENT AC SYSTEM CLASS IE PREOP	5-23	5-30	8
SU4 NT01	NITROGEN PREOP	4-5A	4-19F	4
SU4 PK02	125V NON CLASS IE DC SYSTEM PREOP (DCP-49)	6-1	6-6	6
SU5 PK02	125 V NON CLASS IE DC SYSTEM ENERGIZATION (DCP-49)	5-19A	5-25F	6
SU4 QD01	EMERGENCY LIGHTING SYSTEM PREOP	5-14A	5-29F	15
SU4 QF01	PUBLIC ADDRESS SYSTEM PREOP	5-11A	6-2F	22
SU4 QJ03	HEAT TRACE (AIRBORNE PROCESS RAD MONITORS)	9-24	9-30	7
SU8 RJ01	PLANT COMPUTER POINT VERIFICATION	data verification		
SU8 RJ02	PLANT COMPUTER (NSSS) ACCEPTANCE TEST	5-20	8-18	90
SU4 RM01	PROCESS SAMPLING	7-20	7-25	6
SU3 SA01	ENGINEERED SAFEGUARDS (NSSS) PREOP	8-12	9-2	21
SU8 SA01	ENGNRD SAFGRDS FEATURES STATUS PANEL/FIELD INPUT VERIF.	9-5	data verification	

COMPLETIONS AND TO GO PREOP TEST SCHEDULE DATES
ALPHABETICAL LISTING

PROCEDURE TYPE NUMBER	DESCRIPTION	SCHEDULED START	SCHEDULED FINISH	DURATION (DAYS)
SU3 SA02	ENGINEERED SAFEGUARDS (BOP) PREOP	7-21	8-11	21
SU3 SA03	ENGINEERED SAFEGUARDS	8-4	9-9	36
SU3 SB01	REACTOR PROTECTION LOGIC TEST	8-14	9-10	27
SU4 SD02	AREA RADIATION MONITORING SYSTEM PREOP (BOP)	9-18	9-30	13
SU8 SE01	NEUTRON MONITORING INDICATION & CONTROL TEST (<u>W</u>)	5-13	5-20	8
SU8 SF02	FUNCTIONAL CHECK OF DIGITAL ROD POSITION INDICATING SYSTEM	9-25	9-30	6
SU4 SG01	SEISMIC INSTRUMENTATION SYSTEM PREOP	8-28	9-6	10
SU3 SJ01	PRIMARY SAMPLING SYSTEM PREOP	6-24	7-19	26
SU4 SK01	PLANT SECURITY SYSTEM PREOP	4-24A	7-18F	
SU3 SP01	PROCESS RADIATION MONITORING SYSTEM PREOP	9-18	9-30	13
SU4 SQ02	LOOSE PARTS MONITORING SYSTEM (HFT)	6-28	8-5	39
SU8 SR01	INCORE NEUTRON MONITORING SYSTEM PREOP	8-2	9-29	59

COMPLETIONS AND TO GO PREOP TEST SCHEDULE DATES
ALPHABETICAL LISTING

PROCEDURE TYPE NUMBER	DESCRIPTION	SCHEDULED START	SCHEDULED FINISH	DURATION (DAYS)
SU3 0004	POWER CONVERSION AND ECCS SYSTEM THERMAL EXPANSION TEST	6-24	8-11	49
SU3 0005	POWER CONVERSION AND ECCS SYSTEM DYNAMIC TEST	7-5	7-25	21
SU8 0005	HVAC AIR BALANCE INSTRUCTIONS	As required		
SU3 0006	HEPA FILTER TEST	8-27	9-8	13
SU8 0007.1	PLANT PERFORMANCE TEST (HFT)	6-24	8-5	44
SU3 0008	HOT STANDBY TO COLD SHUTDOWN	8-6	8-7	2
SU3 0009	COMP. GAS ACCUMULATOR TEST	6-6	6-13	8
SU8 0006	RHR SUMP SUCTION DEMONSTRATION	8-27	8-31	5
SU8 0008	PRESSURIZER LEVEL INDICATION CROSS COMPARISON	6-13	6-21	8
SU8 0009	STEAM GENERATOR LEVEL INDICATION CROSS COMPARISON	6-1	6-15	15
SU8 0010	RV LEVEL INDICATION	6-24	8-11	49
SU8 0011	CORE SUB-COOLING MONITORING	6-24	8-11	49
SU8 0012	SOLID SYSTEM PRESSURE CONTROL	6-24	8-11	49
SU9 0013	HFT INSTRUMENT CORRELATION	6-25	7-3	9
SU9 0023	VOLTAGE VERIFICATION TEST	6-28	8-5	39
SU9 0024	X-CORE (SOURCE) NEUTRON MONITOR BACKGROUND NOISE SURVEY	6-24	8-11	49
SU9 0025	RCS HEAT LOSS (FORMERLY SU8-0006)	6-24	8-11	49

*** WOLF CREEK TRACKING SYSTEM ***

SYSTEM TURNED OVER TO STARTUP
 SORT BY SYSTEM
 MAY 26, 1984

SYS	DES	SYSTEM DESCRIPTION	T/O DATE	OPS T/O DATE	Q. / N.AGE.
1	AB-1	MAIN STEAM (SEC HYDRO BOUNDRIES)	830723		Q B
2	AB-2	MAIN STEAM (BALANCE OF SYST.)	840121		N B
3	AC-1	MAIN TURBINE (GE SCOPE)	831001		N B
4	AC-2	MAIN TURBINE (BECHTEL SCOPE)	831201		N B
5	AD	CONDENSATE	830107	840420	N B
6	AE	MAIN FEEDWATER	830128		Q B
7	AF-1	HEATER DRAIN PUMPS & TANK	821014		N B
8	AF-2	MISC PIPING TANKS, IIX, ETC.	840203		N B
9	AK	MAIN COND PIPING	821112		N B
10	AL	AUXILIARY FEEDWATER	821123		Q B
11	AN-1	STORAGE TANKS & TRANSFER SYSTEM	820614	840427	N B
12	AN-2	DEGASSIFIER & DEGASSIFIER PUMPS	820507	840427	N B
13	AP	CONDENSATE TRANSFER & STORAGE	820527	821230	N B
14	AQ	CONDENSATE & FEEDWATER CHEM. CONTROL	820201		N B
15	AX-1	ACID FEED (CWSH)	820124		N S/L
16	AX-2	ACID FEED (COND. DENIV)	820223	840427	N S/L
17	BB	REACTOR COOLANT	840127		Q B
18	BG-1	BORON ADDITION TO CHG PUMP SUCTION	831122		Q B
19	BG-2	CHARGING & LETDOWN	831122		Q B
20	BG-3	BORON THERMAL REGENERATION	840405		Q B
21	BL	REACTOR MAKEUP WATER	821019	840420	Q B
22	BM	STEAM GENERATOR BLOWDOWN	830203		Q B
23	BN	REFUELING WATER STORAGE	821027		Q B
24	CA-1	STEAM SEALS (GE SCOPE)	830810	840412	N B
25	CA-2	STEAM SEALS (BECHTEL SCOPE)	821230	840410	N B
26	CB	MAIN TURBINE & GENERATOR LUBE. OIL	820614	840416	N B
27	CC	GENERATOR HYDROGEN	830215		N B
28	CD	GENERATOR SEAL OIL	820614	840412	N B
29	CE	STATOR COOLING	820427		N B
30	CF	LUBE OIL STORAGE, TRANSFER & PURIF.	820414		N B
31	CG	CONDENSER AIR REMOVAL	830829	840412	N B
32	CH	MAIN TURBINE CONTROL OIL	820614		N B
33	CL-1	CHLORINE	820929		N S/L
34	CL-2	CHLORINATION SYSTEM	821130		N S/L
35	CO	CARBON DIOXIDE	830722		N S/L
36	CQ-1	SITE SECURITY (S&L)	821117		N S/L
37	CQ-2	SITE SECURITY (ROAD)	840215		N S/L
38	CS-1	SITE COMMUNICATION-TELEPHONE	810618	810909	N S/L
39	CS-2	SITE COMMUNICATION-ADMIN. BLDG.	810723	810909	N S/L
40	CS-3	SITE COMMUNICATIONS-SHOP BLDG	811019	820921	N S/L
41	CS-4	SITE COMM.-CHLOR. HOUSE & F.O. PMPHOUSE	811019	820818	N S/L
42	CS-5	SITE COMM.-CIRCUL WATER SCREEN HOUSE	811027	820930	N S/L
43	CS-6	SITE COMM-MKUP SCREEN HOUSE	810618	810909	N S/L
44	CS-7	SITE COMM.-SEWAGE TREATMENT PLANT	820209	820618	N S/L
45	CS-9	SITE COMM.-4/2 & 6/2 STORAGE AREA	820209	820918	N S/L
46	CS10	SITE COMMUNICATION-BLDG. INTERCONNECT.	820323	820918	N S/L

47	CS11	SITE COMM.-GUARDHOUSE & SECUR. D/G BLD.	831003		N	S&L
48	CW	CIRC WATER SYSTEM	820331		N	S&L
49	CZ	CAUSTIC HANDLING	820928	840427	N	S&L
50	DA	CIRCULATING WATER	821029		N	B
51	DC-1	BATTERY & DC DIST (MUSH)	820319	800908	N	S&L
52	DC-2	BATTERY & DC DIST (SHOP ADMIN, CWSH)	811010	820716	N	S&L
53	DM-1	EQUIP & FLOOR DRAINS (MUSH)	821222	810416	N	S&L
54	DM-2	EQUIP & FLOOR DRAINS (SHOP BLDG)	820111	820218	N	S&L
55	DM-3	EQUIP & FLOOR DRAINS (CWSH)	820331	820931	N	S&L
56	DM-4	EQUIP & FLOOR DRAINS (FUEL OIL BLDG)	811021	820215	N	S&L
57	DO	DIESEL FIRE PUMP FUEL OIL	820305		Q	S&L
58	EA	SERVICE WATER	820314		N	P
59	EB	TURBINE BLDG CLOSED COOLING WATER	820716	821223	N	B
60	EC-1	SPENT FUEL POOL, PUMPS, ETC.	831111		Q	B
61	EC-2	REFUEL POOL	831111		Q	B
62	EC-3	FUEL TRANSFER CANAL AND CONTROLS	831113		Q	B
63	EF-1	ESW (PIPING)	831103		Q	B
64	EF-2	ESW (PUMPS)	831109		Q	B
65	EG	COMPONENT COOLING WATER	831206		Q	B
66	EJ	RESIDUAL HEAT REMOVAL	831202		Q	B
67	EM-1	HIGH PRESSURE INJECTION	821202		Q	B
68	EM-2	BORON INJECTION	821126		Q	B
69	EN	CONTAINMENT SPRAY	840330		Q	B
70	EP	ACCUMULATOR SAFETY INJECTION	811206		Q	B
71	FA	AUXILIARY STEAM GENERATOR	820707		N	B
72	FB-1	AUX BOILER FEEDWATER SYSTEM	820630		Q	B
73	FB-2	MISC PIPING	820521		N	B
74	FB-3	REBOILER	820130		N	B
75	FC-1	AUXILIARY FEED PUMP TURBINES	811024		Q	B
76	FC-2	STEAM GENERATOR FEED PUMP TURBINE	830914		N	B
77	FC-3	AUX. TURBINES (SGFP TURBINE, A31)	831005		N	B
78	FE	AUXILIARY STEAM CHEMICAL ADDITION	820212		N	B
79	FO	FUEL OIL	820316	821110	N	S&L
80	FP1A	FIRE PROTECTION (ADMIN)	810528	821230	N	S&L
81	FP1B	FIRE PROTECTION (SHOP)	821202	821230	N	S&L
82	FP3A	FIRE PROTECTION PUMPS	821029	840511	Q	S&L
83	FP3B	FIRE PROTECTION (MANS AND HYDRANTS)	830203		Q	S&L
84	FP-4	FUEL OIL FOAM	820213	830621	N	S&L
85	GA	PLANT HEATING	820909		N	B
86	GB	CENTRAL CHILLED WATER	830803		N	B
87	GD	ESW PUMPHOUSE BLDG HVAC	820827	840427	Q	B
88	GE	TURBINE BLDG HVAC	830922		Q	B
89	GF-1	AUXILIARY BOILER AIR	820209	830111	N	B
90	GF-2	TENDON ACCESS	830604	840427	N	B
91	GF-3	MAIN STEAM ENCLOSURE	830929	840516	N	B
92	GF-4	AUXILIARY FEEDWATER PUMP ROOM COOLERS	820714	840427	Q	B
93	GF-5	MISC UNIT HEATERS	821005	830111	N	B
94	GG	FUEL HANDLING BLDG HVAC	830608	840501	Q	B
95	GH	RADWASTE BUILDING HVAC	840501		N	B
96	GK	CONTROL BUILDING HVAC	830929		Q	B
97	GL	AUXILIARY BLDG HVAC	831201		Q	B
98	GM	DIESEL BLDG HVAC	830926	840410	Q	B
99	GN-1	CONTAINMENT COOLING	840312		Q	B
100	GR	CONTAINMENT ATMOSPHERE	840301		N	B
101	GX-1	GROUNDING	840515		N	S&L
102	HA	GASEOUS RADWASTE	840516		Q	B
103	HB-1	REACTOR COOLANT DRAIN TANKS	821206		Q	B
104	HB-2	WASTE EVAPORATOR AND BALANCE	840503		Q	B
105	HB-3	CHEMICAL DRAIN TANKS AND PUMPS	840427		Q	B
106	HB-4	REVERSE OSMOSIS UNIT	840128		Q	B

107	HC-1	RESIN CHARGING TANKS	840330		Q	B
108	HC-2	SPENT RESIN TANKS AND PUMPS	840501		Q	B
109	HC-3	DECANTING, DRUMMING AND COMPACTOR	840323		Q	B
110	HE	BORON RECYCLE	840330		Q	B
111	HF-1	TDS TANKS AND PUMPS	820928		Q	B
112	HF-2	WASTE MONITOR TANKS AND PIPING	820929		Q	B
113	HF-3	DRAIN COLLECTOR TANKS	820930		Q	B
114	HT-1	HEAT TRACING- CIRC. WTR SCREEN HOUSE	830426	840228	N	S/L
115	HT-2	HEAT TRACING-SHOP BLDG	830426	840228	N	S/L
116	HX-1	HOISTS, CRANES & ELEVATORS (SHOP & ADMIN)	820522	820732	N	S/L
117	HX-2	HOISTS, CRANES & ELEVATORS (CASH)	820726	830511	N	S/L
118	HY	HYDROGEN	830722		N	S/L
119	JE	EMERGENCY FUEL OIL	831026		Q	B
120	KA-1	AIR COMPRESSORS AND DRYERS	820512	840423	Q	B
121	KA-2	INSTRUMENT AIR PIPING	820812		Q	B
122	KA-3	PLANT SERVICE AIR PIPING	820825		Q	B
123	KB	CONTAINMENT BREATHABLE AIR	840509		Q	B
124	KC1A	FIRE PROTECTION WET SYS. TURB. & COMM. COR	821230	840516	N	B
125	KC1B	F.P. WET-SYS. REMAINDER OF POWER BLOCK	840313		Q	9
126	KC-2	TRAN. DEL., XNB01, XNB02, XPD03, XPD04, XMR01	820930	840516	N	B
127	KC2A	FIRE PROTECTION (MULTI-PLXERS)	820416		Q	B
128	KC-3	FIRE PROTECTION (DETECTORS AND ALARMS)	840220		Q	B
129	KC-4	F.P. SYS-HALON 1301 (COMPUTER RM)	820422		N	B
130	KC-5	F.P. SYS-HALON 1301 (LD CENTRAL SET RM)	831219		Q	B
131	KC-6	F.P. SYS-HALON 1301 (ELECT PENE RM NO.1)	840405		Q	B
132	KC-7	F.P. SYS-HALON 1301 (ELECT PENE RM NO.2)	840417		Q	B
133	KC-8	F.P. SYS-HALON 1301 (SWITCHGEAR RYD)	840123		Q	B
134	KC-9	F.P. SYS-HALON 1301 (ESF SWTR RM NO.1)	840322		Q	B
135	KC10	F.P. SYS-HALON 1301 CONT. RM. CELL. TRENCHES	840418		Q	B
136	YE-1	FUEL HANDLING SYSTEM	830923		Q	B
137	YE-2	REACTOR VESSEL SERVICE	831026		Q	B
138	KH	SERVICE GASES	831215		N	B
139	KJ	STANDBY DIESEL ENGINES	831122		Q	B
140	LD	CHEMICAL WASTE	840320		N	B
141	LL-1	LIGHTING (MUSH)	800323	810416	N	S/L
142	LL2A	LIGHT (ADMIN)	810511	810515	N	S/L
143	LL2B	LIGHTING (SHOP)	811123	820215	N	S/L
144	LL-3	LIGHTING (CASH)	811119	820528	N	S/L
145	LL-4	LIGHTING (FENCE & ROADWAY)	820415	840508	N	S/L
146	LL-5	LIGHTING (CHLORINE BLDG)	810708	820215	N	S/L
147	LL-6	LIGHTING (GUARDHOUSE)	830927		N	
148	LV-1	LOW VOLTAGE (MUSH)	800323	810416	N	S/L
149	LV2A	LOW VOLTAGE (ADMIN)	810310	810515	N	S/L
150	LV2B	LOW VOLTAGE (SHOP)	811123	820218	N	S/L
151	LV-3	LOW VOLTAGE (CASH)	811119	820528	N	S/L
152	MA-1	MAIN GENERATOR (GE SCOPE)	831013		N	B
153	MA-2	MAIN GENERATOR	840106		N	B
154	MB-1	EXCITATION & VOLTAGE REGUL. (GE SCOPE)	831013	840516	N	B
155	MB-2	EXCITATION & VOLT. REGULATION	831103	840516	N	B
156	MR	STARTUP TRANSFORMER	810729	821022	N	B
157	NB	LOWER MEDIUM VOLTAGE (IE) 4.16KV	820414	830107	Q	B
158	NE	STANDBY GENERATION	831024		Q	B
159	NF	LOAD SHEDDING & EMERGENCY LOAD SEQUENCE	831123		Q	B
160	NG	LOW VOLTAGE SYSTEM (IE)	820503	820913	Q	B
161	NK	125 VOLT DC	810729		Q	9
162	NN	INSTRUMENT AC (IE)	820311	820930	Q	B
163	NT	NITROGEN	830801		N	S/L
164	OX	OXYGEN	830719		N	S/L
165	PA	HIGHER MEDIUM VOLTAGE 13.8KV	810729	821022	N	B
166	PB	LOWER MEDIUM VOLTAGE 4.16KV	811202	821004	N	B

167	PG	LOW VOLTAGE SYSTEM	820122	821007	Q	B
168	PJ	250 VOLT DC	820430		Q	B
169	PK-1	125 VOLT DC	810613		Q	B
170	PK-2	125 VOLT DC (COMM CORRIDOR)	840501		Q	B
171	PN	INSTRUMENT AC POWER	810722	820716	Q	B
172	PQ	UNINTERRUPTABLE AC	820223	821110	Q	B
173	QD	STANDBY LIGHTING DC	840405		Q	B
174	QE	TELEPHONE SYSTEM	830825	830916	N	B
175	QF-1	PUBLIC ADDRESS SYSTEM-MAINT. JACKS	821110		N	B
176	QF-2	INTERCOM-PUBLIC ADDRESS SYSTEM	840720		N	B
177	QF-3	ESW PUMP HOUSE-PUBLIC ADDRESS SYS.	821027		N	B
178	QJ-1	HEAT TRACE (FREEZE PROTECTION)	830929	840427	Q	B
179	QJ-2	HEAT TRACE (BORON)	840412		Q	B
180	RC	RAD CHEMISTRY COMPUTER	840312		N	B
181	RD	METEOROLOGICAL INST	840425	840425	N	B
182	RG-1	ADMIN BLDG A/C AND HUMID	810220	810515	N	S&L
183	RG-2	SHOP BLDG A/C AND HUMID	810414	810909	N	S&L
184	RJ-1	PLANT COMPUTER (SDP)	820529		N	B
185	RJ-2	PLANT COMPUTER (NSSS)	820507		N	B
186	RK	PLANT ANNUNCIATOR	810720		N	B
187	RL-1	MAIN CONTROL BRD (INTERVALS)	810717		Q	P
188	RL-2	MAIN CONTROL BRD (EXTERNALS)	840523		Q	B
189	RM	PROCESS SAMPLING	830523		Q	B
190	RP-1	MISCELLANEOUS CONTROL PANELS	810305		Q	B
191	RP-2	MISCELLANEOUS CONTROL PANELS	820415		Q	B
192	RR	RRIS COMPUTER SYSTEM	840113		N	B
193	RT	RRFIS COMPUTER SYSTEM	821114		N	B
194	SA	ENGINEERED SAFETY FEATURE ACTUATION	820902		Q	B
195	SB	REACTOR PROTECTION	821222		Q	B
196	SC	REACTOR INSTRUMENTATION	830325	840516	Q	B
197	SD-1	AREA RAD MONIT (FUEL BLDG)	840125	840410	Q	B
198	SE-1	NEUTRON MONITORING (EX-CORE)	840819		Q	B
199	SE-2	NEUTRON MONITORING (EX-CORE)	840425			
200	SF	REACTOR CONTROL	840430		Q	B
201	SJ	NUCLEAR SAMPLING	840516		Q	B
202	SK	PLANT SECURITY	831226		Q	B
203	SL-1	SITE AUX POWER (MUSH/MUDD)	800425	810308	N	S&L
204	SL-2	SITE AUX POWER (BDDG)	800523	810415	N	S&L
205	SL-3	SITE AUX POWER (SHOP AND ADMIN)	810122	810923	N	S&L
206	SL-4	SITE AUX POWER (FUEL OIL PUMPHOUSE)	810909	820215	N	S&L
207	SL-5	SITE AUX POWER (CWSH)	811012	821022	N	S&L
208	SQ	LOOSE PARTS MONITORING	831123	840510	Q	B
209	ST-1	SEWAGE TREATMENT (SHOP & ADMIN)	811019	820218	N	S&L
210	SW-1	SCREEN WASH (MUSH)	800724	810416	N	S&L
211	SW-2	SCREEN WASH (CWSH)	820216	830128	N	S&L
212	SY	SITE AUX POWER (SWITCHYARD)	810729	821006	N	S&L
213	SZ-1	SERVICE AIR (MUSH)	800717	810304	N	S&L
214	SZ-2	SERVICE AIR (CWSH)	820122	820913	N	S&L
215	SZ-3	SERVICE AIR (SHOP BLDG)	810729	821109	N	S&L
216	UJ-1	SUPERVISORY SYSTEM (MUSH, MUDD, BDDG)	830922	830107	N	S&L
217	UU-2	SUPERVISORY SYSTEM (CWSH)	820329	830107	N	S&L
218	UU-3	SUPERVISORY SYSTEM (SWITCHYARD)	810724	830107	N	S&L
219	VH-1	HEATING & VENTILATION (MUSH)	800424	810416	N	S&L
220	VH-2	HEATING & VENTILATION (CWSH)	820715	831017	N	S&L
221	VJ	HEATING & VENTILATION (KACHING SHOP)	810513	820317	N	S&L
222	VL	HEATING & VENTILATION (SHOP BLDG OFFICE)	810414	810909	N	S&L
223	VS	HEATING & VENTILATION (ADMIN BLDG)	810220	810515	N	S&L
224	VV-1	HEATING & VENTILATION (BDDG)	800714	810416	N	S&L
225	VV-2	HEAT & VENT (SHOP BLDG WATER TREAT AREA)	810501	820318	N	S&L
226	VV-3	HEAT & VENT (FUEL OIL PUMPHOUSE)	810909	820215	N	S&L

227	WD-1	DOMESTIC WATER ADMIN BLDG	810416	810515	N	S/L
228	WD-2	DOMESTIC WATER SHOP	820630	830128	N	S/L
229	WG	GLAND WATER	820305	821210	N	S/L
230	WL-1	COOL. LAKE #0 (FOR UHS FILL)	800430	810416	N	S/L
231	WL-2	COOL. LK #0 & BLOWDOWN	800925	810416	N	S/L
232	WM-1	DEMINERALIZED WATER	800502	810304	N	S/L
233	WM-2	DEMINERALIZED WATER	810117	830128	N	S/L
234	WS	SERVICE WATER	820604		N	S/L
235	WZ	RADIOACTIVE LIQUID RELEASE	830405	830428	N	S/L
236	ZA	ULT. HEAT SINK & ESWS DISCH STRUCTURE	820426	820706	Q	S/L
237	ZB	BLOWDOWN DISCHARGE STRUCTURE	810113	820304	N	S/L
238	ZC	CIRC WATER SCREENHOUSE	820831	820920	N	S/L
239	ZD	CIRC WATER DISCHARGE STRUCTURE	820413	820513	N	S/L
240	ZE	ESWS PUMPHOUSE	840409		Q	B
241	ZH	FD PUMPHOUSE	820415	821022	N	S/L
242	ZK	MAKEUP DISCHARGE STRUCTURE	810113	810304	N	S/L
243	ZL	LAKE AND SLUDGE POND	810121	810304	N	S/L
244	ZM	MAKEUP SCREENHOUSE	810119	810423	N	S/L
245	ZN	ADMINISTRATION BUILDING	810403	810515	N	S/L
246	ZP-1	SHOP BUILDING	810617	810630	N	S/L
247	ZP-2	CHLORINE BLDG	811221	820218	N	S/L
248	ZR	SITE RAILROAD	800828	810304	N	S/L
249	Z-5	DIESEL GENERATOR BUILDING	840420		Q	B
250	Z-6	FUEL BUILDING	840315	840410	Q	B

PREOPERATIONAL AND SPECIAL TEST

PROCEDURE STATUS

STATUS GIVEN AS OF MAY 30, 1984

- (a) Total number of procedures required for fuel load. 229 procedures
- | | |
|------------------|-----|
| Preops | 148 |
| Acceptance tests | 60 |
| Energizations | 15 |
- (b) Number of draft procedures not started. 1 total
- 1) Preop
NONE
 - 2) Acceptance tests
SU4 KB01
- (c) Number of draft procedures being written. 7 total
- 1) Preops (in rewrite or initial type)
SU3 NF02
SU3 NF03
SU3 SA03
SU4 SD02
 - 2) Acceptance Tests (in rewrite or initial type)
SU4 HD01
SU8 0009
SU9 0025

(d) Number of procedures approved:

195 total

1) Preops

SU3 AB01	SU3 BG04	SU3 GL01	SU3 NF01
SU3 AB02A	SU3 BG05	SU3 GM01	SU3 NG01
SU3 AB02B	SU3 BG06	SU3 GN01	SU3 NG02
SU3 AB03	SU4 BL01	SU3 GN02	SU3 NK01
SU3 AB04	SU4 BM01	SU3 GP01	SU3 NN01
SU3 AB05	SU4 CG01	SU8 GP01	SU4 PA01
SU4 AC02	SU4 CQ01	SU3 GP02	SU4 PB01
SU4 AC03	SU4 DA01	SU3 GS01	SU4 PG01
SU4 AD01	SU4 EA01	SU3 GT01	SU4 PJ01
SU3 AE01	SU4 EB01	SU4 HB01	SU4 PK01
SU3 AE02	SU3 EC01	SU4 HB02	SU4 PN01
SU4 AF01	SU3 EC02	SU4 HC01	SU4 QD01
SU3 AL01	SU3 EF01	SU4 HC02	SU4 QF01
SU3 AL02	SU3 EG01	SU4 HC03	SU4 QJ01
SU3 AL03	SU3 EJ01	SU4 HE01	SU4 RM01
SU3 AL04	SU3 EJ02	SU4 HE02	SU4 SD01
SU3 AL05	SU3 EM01	SU4 HF01	SU4 SG01
SU4 AQ01	SU3 EM02	SU3 JE01	SU3 SJ01
SU3 BB01	SU3 EM03	SU4 KC01A	SU4 SK01
SU3 BB02	SU3 EM04	SU4 KC01B	SU4 SQ02
SU3 BB04	SU3 EN01	SU4 KC02	SU3 0004
SU3 BB05	SU3 EN02	SU4 KC03	SU3 0005
SU3 BB06	SU3 EP01	SU3 KE01	SU3 0009
SU3 BB07	SU3 FC01	SU8 KE01	SU8 0005
SU3 BB08	SU4 FP03	SU3 KE02	SU8 0006
SU3 BB11	SU3 GD01	SU8 KE02	SU8 0007.1
SU3 BB13	SU4 GE01	SU3 KE03	SU9 0023
SU3 BB14	SU3 GF01	SU3 KE04	
SU3 BB15A	SU3 GF02	SU3 KE05	
SU3 BB16	SU3 GF03	SU3 KE06	
SU3 BG01	SU3 GG01	SU3 KE07	
SU3 BG02	SU4 GH01	SU4 LE01	
SU3 BG03	SU3 GK01	SU3 NB01	

2) Acceptance Tests

SU4 AK01	SU4 CZ01	SU4 KH01	SU4 SQ01
SU4 AN01	SU4 FB01	SU4 KH02	SU8 SR01
SU4 AX01	SU4 FB02	SU4 LD01	SU4 SW02
SU4 AX02	SU4 FC01	SU4 LL01	SU4 SZ02
SU8 BB12	SU4 F001	SU4 MA01	SU4 SZ03
SU4 CA01	SU4 FP04	SU4 MB01	SU4 UU01
SU4 CB01	SU4 GA01	SU4 NT01	SU4 UU02
SU4 CC01	SU4 GB01	SU4 OX01	SU4 VH01
SU4 CD01	SU4 GF01	SU8 RJ01	SU4 WG01
SU4 CE01	SU4 HT01	SU8 RJ02	SU4 WM01
SU4 CF01	SU4 HY01	SU4 RK01	SU8 0008
SU4 CH01	SU4 KA01	SU8 SE01	SU9 0024
SU4 CL01	SU4 KA02	SU8 SF02	
SU4 CO01	SU4 KP02	SU4 SL04	

3) Energizations

SU5 MA01	SU5 PJ01
SU5 MR01	SU5 PK01
SU5 NB01	SU5 PK02
SU5 NG01	SU5 PN01
SU5 PA01	SU5 PQ01
SU5 PB01	SU5 SL01
SU5 PG01	SU5 SL02
	SU5 SL04

(e) Number of procedures in review

26 total

1) Preops

SU3 BB15B	SU3 SA01
SU3 HA01	SU8 SA01
SU4 HF02	SU3 SA02
SU8 KE03	SU3 SB01
SU3 KJ01	SU3 SP01
SU4 LF01	SU3 0006
SU3 NE01	SU3 0008
SU4 PK02	SU8 0010
SU4 QJ03	SU8 0011

2) Acceptance Tests

SU4 AC01
SU8 BB03
SU8 BB09
SU8 BB10
SU4 CX01
SU4 KF01
SU8 0012
SU9 0013

(f) Total number of preop, acceptance tests and energizations required for Fuel Load, identifying each:

See "Procedure Status Report". All procedures required to be complete by Fuel Load. SU4 BM01 will be used twice and either SU3 AB02A or SU3 AB02B will be used, but not both:

Preops	148	229 procedures
Acceptance tests	66	
Energizations	15	

(g) Number of preop and acceptance tests and energizations completed, identifying each:

1) Preops 88 total

SU3 AB05	SU3 FC01	SU8 KE01
SU4 AD01	SU4 FP03	SU3 KE02
SU3 AE02	SU3 GD01	SU8 KE02
SU4 AF01	SU4 GE01	SU3 KE03
SU3 AL03	SU3 GF01	SU3 NG02
SU4 AQ01	SU3 GF02	SU3 NK01
SU3 BB01	SU3 GF03	SU4 PA01
SU3 BB11	SU3 GG01	SU4 PB01
SU4 BL01	SU3 GM01	SU4 PG01
SU4 CG01	SU3 JE01	SU4 PJ01
SU4 DA01	SU4 KA01	SU4 PK01
SU4 EB01	SU4 KA02	SU4 PN01
SU3 EM01	SU4 KC01A	SU4 QJ01
SU3 EN01	SU3 KE01	SU4 SD01

2) Acceptance tests

SU4 AK01	SU4 CH01	SU4 GF01	SU4 SW02
SU4 AN01	SU4 CL01	SU4 HT01	SU4 SZ02
SU4 AX01	SU4 CZ01	SU4 LL01	SU4 SZ03
SU4 AX02	SU4 FB01	SU4 MB01	SU4 UU01
SU4 CA01	SU4 FB02	SU4 OX01	SU4 UU02
SU4 CB01	SU4 FC01	SU4 RK01	SU4 VH01
SU4 CD01	SU4 FO01	SU4 SL04	SU4 WG01
SU4 CE01	SU4 FP04	SU4 SQ01	SU4 WM01

3) Energizations

SU5 MR01	SU5 PK01
SU5 NB01	SU5 PK02
SU5 NG01	SU5 PN01
SU5 PA01	SU5 PQ01
SU5 PB01	SU5 SLC1
SU5 PG01	SU5 SL02
SU5 PJ01	SU5 SLO4

(h) Number of preops and acceptance tests currently in progress identifying each and status:

1) Preops 19 total

SU3 AB01
SU3 AB03
SU4 AC03
SU3 AL01
SU4 C001
SU4 CQ01
SU3 EC02
SU4 GB01
SU3 GL01
SU4 HY01
SU3 KE04
SU3 KE07
SU4 QD01
SU4 QF01
SU4 SK01

2) Acceptance tests

SU4 GA01
SU4 KH01
SU4 MA01
SU4 NT01

(i) Number of systems and/or subsystems turned over to Startup identifying each:

See attached "Systems Turned Over to Startup" report.

250 total

(j) Number of systems turned over to Operations group, identifying each and outstanding open items for each system.

See above referenced report for systems transferred to Operations group.