

DEMONSTRATIVE AID #4

DOCKETED
USNRC

DEW POINT DATA* -- DIESEL AIR SYSTEM

'95 JUL 27 P4:07

DIESEL 1A

OFFICE OF SECRETARY
DOCKETING & SERVICE
BRANCH

DATE**	MWO	DEW POINT DEGREES F	INSTRUMENT	COMMENTS
1-20-89	1-88-09080	27.3	VP-1114 (CDD 5-2-89)	
3-3-89	1-88-02991			Delta T only 1 F. High temp. alarm in both dryers. Replaced Fan Replaced Compressor, Bypassed Fan relay switch, Filled unit with Freon Installed new Fan cut out switch
		43.9	VP-1114 (CDD 5-2-89)	
3-16-89	1-89-00984	22.6, 20.1	VP-1114 (CDD 5-2-89)	
6-21-89	1-89-02453	48	VP-2722 (CDD 9-2-89)	Dryer needs to be replaced
7-30-89	1-89-02798	43, 39	VP-2722 (CDD 9-2-89)	
8-24-98	1-89-03214	37, 35	VP-2721 (CDD 9-2-89)	
9-27-90	1-89-03652	44 5, 45	VP-2466 (CDD 3-7-90)	
10-20-89	1-89-04442	38 45	VP-2466 (CDD 3-7-90)	
11-20-89	1-89-06199	40, 37	VP-2466 (CDD 3-7-90)	
1-18-90	1-89-06445	44, 44	VP-2466 (CDD 3-7-90) VP-2710 (CDD 3-6-90)	
2-11-90	1-90-00045	37, 37	VP-2466 (CDD 3-7-90)	
3-9-90	1-90-00899	61, 66		As left Dew Point was out of spec
3-12-90	1-90-00899	48, 45		
3-29-90	1-90-01513	80, 60	VP-2466 (CDD 4-7-90)	DC written but rejected by SS who said to write MWO.
4-5-90	1-90-01651	86, 76 78, 77 83, 83	VP-2466 (CDD 4-7-90) VP-2466 (CDD 4-7-90) VP-2466 (CDD 4-7-90)	Receiver blowdown initiated
4-6-90	1-90-01651	85, 85 85, 85 80, 70 80	VP-2466 (CDD 4-7-90) VP-2466 (CDD 4-7-90) VP-2466 (CDD 4-7-90) VP-2466 (CDD 4-7-90)	K02 dryer being opened for inspection
		75	VP-1114(CDD 8-3-90)	

NUCLEAR REGULATORY COMMISSION

Docket No. 50-424/425-CLA-3 EXHIBIT NO. GPC II-100
In the matter of Georgia Power Co. et al., Vogtle Units 1 & 2
 Staff Applicant Intervenor Other
 Identified Received Rejected Reporter CR
Date 7-7-95 Witness Musbaugh

DOCKETED
JUL 11 1995
OFFICE OF THE
SECRETARY

4-7-90	1-90-01651	75, 80 15.33 75, 78	VP-2466 (CDD 4-7-90) GE Rental VP-1114 (CDD 8-3-90)	
4-11-90	1-90-01615	41.3, 36.2 38.5, 35.8	FS3529 Borrowed Inst	FS3529 has no official site calibration, not allowed to be used to verify acceptance criteria
5-9-90	1-90-02393			Air Pressure bleeding off Auto drain trap leaking by
5-14-90	1-90-02137	41, 43	VP-2721 (CDD 4-10-91)	
6-6-90	1-90-02652	12.9, 10.6 34.6, 41.4	VP-1114 (CDD 8-3-90) VP-1114 (CDD 8-3-90)	Sample taken at new point
7-3-90	1-90-03060	47.5, 38.3	VP-1114 (CDD 8-3-90)	
8-10-90	1-90-03369	43.1, 35.4	VP-1114 (CDD 9-3-90)	
8-25-90	1-90-03699	35.7, 37.8		
9-27-90	1-90-03937	41.5, 38.3	VP-1296 (CDD 8-17-91)	
10-22-90	1-90-04162	37.7, 33.1	VP-1296 (CDD 8-17-91)	
11-20-90	1-90-04399	39.9, 36.4	VP-1296 (CDD 8-17-91)	
12-21-90	1-90-04666	38.5		

KEY: Dew points: Dryer K01, Dryer K02
Bold Dew Point = Out of Specification
CDD = Calibration Due Date

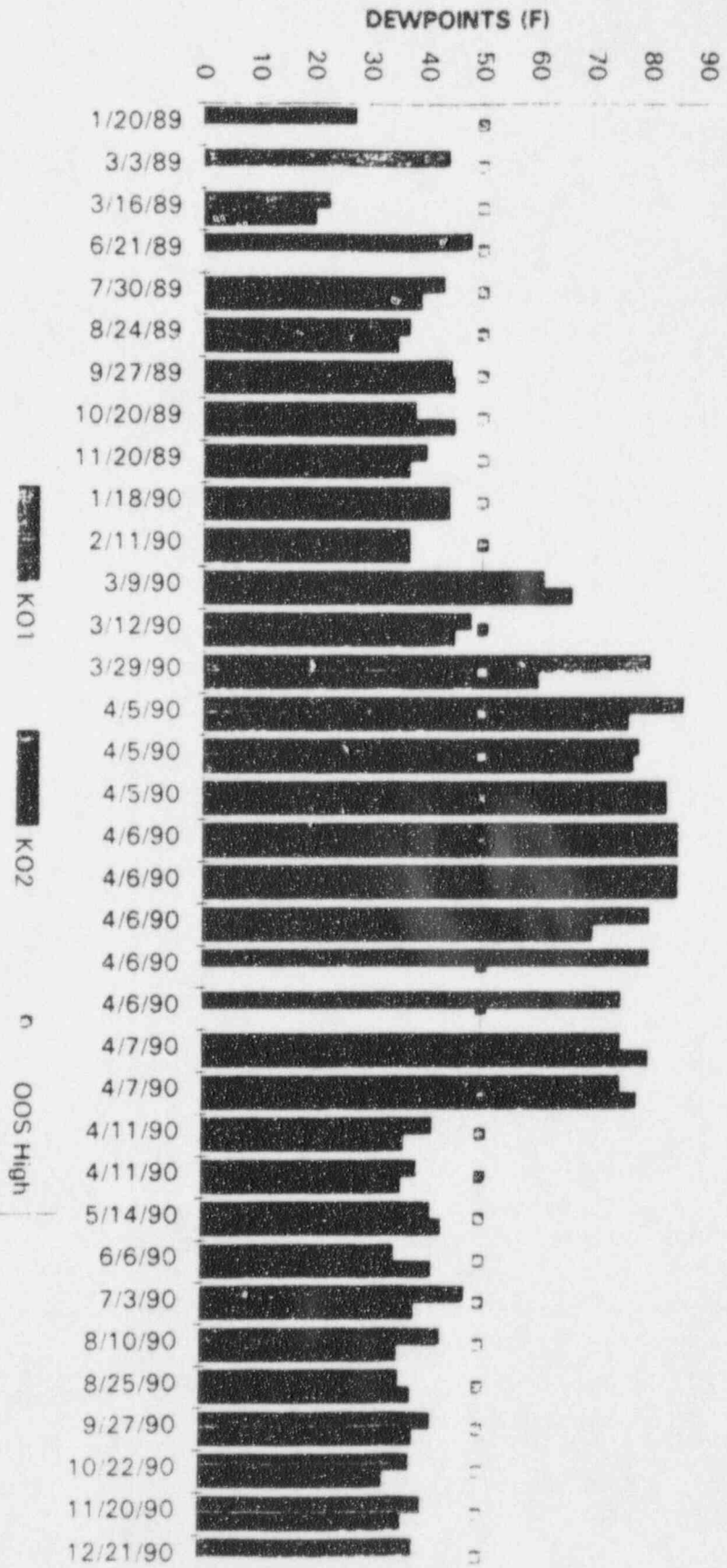
Maximum Allowable Dew Point is 50 F
Vogtle FSAR

Minimum Theoretical Value is 32 F

* Data from GPC MWO Listing

** Date from GPC MWO Listing (Technician initials,
dates from work performed block of MWO)

MWO = Maintenance Work Order



DEWPOINTS DIESEL 1A

DEMONSTRATIVE AID #4

DEW POINT DATA* -- DIESEL AIR SYSTEM

DIESEL 1B

<u>DATE**</u>	<u>MWO</u>	<u>DEW POINT DEGREES F</u>	<u>INSTRUMENT</u>	<u>COMMENTS</u>
1-12-89	1-88-08981	28.7, 27.3	VP-1114 (CDD 4-29-89)	
2-24-89	1-89-00822	19, 19.1	VP-1114 (CDD 4-29-89)	Previous dew points <32F are incorrect
3-1-89	1-89-00988	45.6, 33.8	VP-1114 (CDD 4-29-89)	
3-8-89	1-89-01066	-2, -12	VP-2466 (CDD 4-4-89)	
3-22-89	1-89-01066	-15, -27	VP-2466 (CDD 4-4-89)	
5-17-89	1-89-01066	45	VP-2466 (CDD 4-4-89)	
5-18-89	1-89-01066	39, 78	VP-2466 (CDD 4-4-89)	MWO 1-89-02188 written to correct problem
6-21-89	1-89-02459	48, 45	VP-2722(CDD 9-2-89)	
7-28-89	1-89-02800	47, 37	VP-2722(CDD 9-2-89)	
8-16-89	1-89-03217	38, 41		
8-22-89	1-89-03314	45, 42	VP-2721(CDD 9-2-89)	
9-27-89	1-89-03656	47, 45	VP-2466(CDD 3-7-90)	
10-20-89	1-89-04446	41, 44	VP-2466(CDD 3-7-90)	
11-13-89	1-89-05009	38, 32	VP-2466(CDD 3-7-90)	
12-18-89	1-89-06200	37, 33	VP-2466(CDD 3-7-90)	
1-8-90	1-89-06446	32, 32		
2-11-90	1-90-00466	37, 37		
3-9-90	1-90-00900	45		Dryer 2 OCS. could not be tested Dryer 2 tested 3-12-90 no data
3-29-90	1-90-01514	37, 34	VP-2466(CDD 4-7-90)	
<u>4-5-90</u>	1-90-01770	84, 82	VP-2466(CDD 4-7-90)	DC 1-90-186 written WRT# 08885 written
4-7-90	1-90-01770	85, 75 18, 18 80, 82	VP-2466(CDD 4-7-90) GE Rental VP-1114 (CDD 8-3-90)	

4-8-90	1-90-01770	44.5, 36.6 45.9, 40.8	VP-1114 (CDD 8-3-90) FS3529	FS3529 has no official site calibration, not allowed to be used to verify acceptance criteria
4-9-90	1-90-01788			Void, Instrument Out of calibration
4-10-90	1-90-01770	42.5, 41.4		
5-10-90	1-90-02391			Air Pressure bleeding off Auto drain trap leaking by Reworked, MER
5-12-90	1-90-02138	43.43	VP-2721 (CDD 4-10-91)	
6-22-90	1-90-02901	80.2 , 44.2	VP-1114 (CDD 8-3-90)	Dryer found not running
7-21-90	1-90-03216	43.9, 41.5	VP-1114 (CDD 8-3-90)	
8-14-90	1-90-03585	32.2, 32.7	VP-1114 (CDD 9-3-90)	
9-12-90	1-90-03807	46.6, 41.5	VP-1296 (CDD 8-17-91)	
10-8-90	1-90-04043	43.5, 46.8		
11-9-90	1-90-04257	43.2, 60	VP-1296 (CDD 8-17-91)	Fan motor not running Hold Tag on System
		40.6	VP-1296 (CDD 8-17-91)	
		64.4	VP-1296 (CDD 8-17-91)	Retest Dewpoint drifted up Found MWO 1-90-04394 written against dryer, dryer inoperable
11-26-90	1-90-04515	48.2, 44.9		
12-31-90	1-90-04870	42.6, 40.2	VP-1296 (CDD 8-17-91)	

KEY: Dew points: Dryer K01, Dryer K02
Bold Dew Point = Out of Specification
CDD = Calibration Due Date

Maximum Allowable Dew Point is 50 F
Vogtle FSAR

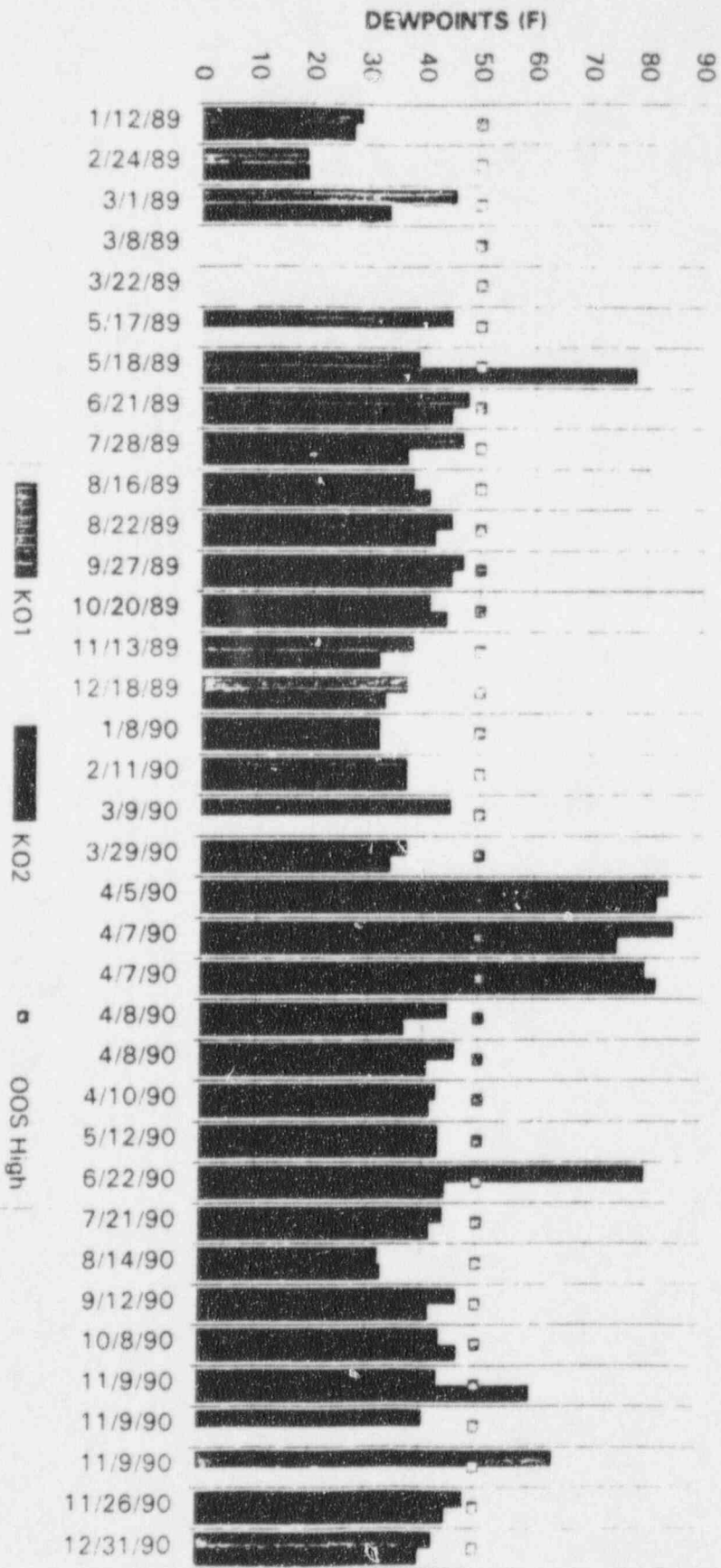
Minimum Theoretical Value is 32 F

* Data from GPC MWO Listing

** Date from GPC MWO Listing (Technician initials, dates from work performed block of MWO)

MWO = Maintenance Work Order

DEWPOINTS DIESEL 1B



DEMONSTRATIVE AID #4

DEW POINT DATA* -- DIESEL AIR SYSTEM

DIESEL 2A

DATE**	MWO	DEW POINT DEGREES F	INSTRUMENT	COMMENTS
3-13-89	2-89-01855	45.4, 47.7	VP-1114 (CDD 5-2-89)	
4-17-89	2-89-02500	50.2, 50.8	VP-1114 (CDD 5-2-89)	
6-21-89	2-89-03859	-13.5, -11.5	VP-2722 (CDD 9-2-89)	Values voided 2-89-04592
7-13-89	2-89-04220	35.48	VP-2722 (CDD 9-2-89)	
8-1-89	2-89-04592	49.48	VP-2722 (CDD 9-2-89)	
8-10-89	2-89-04564	40.40	VP-2722 (CDD 9-2-89)	
9-23-89	2-89-04986	43.47		
10-20-89	2-89-05436	46.49	VP-2466	
11-19-89	2-89-05887	33.33	VP-2466 (CDD 3-7-90)	
12-5-89	2-89-06178			Dryers short cycling. Found Supply breaker tripped. Unit continued tripping on high temp Cooling fan not operating. replaced
12-19-89	2-89-06450	42.42	VP-2466 (CDD 3-7-90)	
1-22-90	2-89-06680	15.16	VP-2624 (CDD 3-21-90)	Noted Out Of Spec., took readings on freon side of dryer delta T only 1-2 F. delta P low Recheck
		42.44	VP-2466 (CDD 3-7-90)	
2-17-90	2-90-00361	49.44	VP-2466 (CDD 3-7-90)	
3-2-90	2-90-00282			Compression unit has excessive noise and vibration. fan discovered installed backwards. corrected 3-2-91
3-15-90	2-90-00666	32.35		
4-8-90	2-90-00964	85.95	Alnor 7200	(VP-2466 is an Alnor 7200)
4-9-90	2-90-00964	66.1 49.6	VP-1114 (CDD 8-3-90) FS-3529	No site Cal.
4-9-90	2-90-00964	69.8, 64.1 61.5, 50.9	VP-1114 (CDD 8-3-90) FS-3529	No Site Cal. , Blowdown of air receivers initiated
		62.6, 57.4 54.1, 57.2	VP-1114 (CDD 8-3-90) FS-3529	No Site Cal.

4-9-90	2-90-01035				High air temp alarm for both 2A air dryers.
4-12-90	2-90-01139				Air dryer not working properly
4-14-90	2-90-00964	43.8, 47.3	VP-1114	(CDD 8-3-90)	
5-12-90	2-90-01299	45, 43	VP-2721	(CDD 4-10-91)	
6-7-90	2-90-01786	40.5, 44.3	VP-1114	(CDD 8-3-90)	
7-3-90	2-90-02503	46.2, 37.3	VP-1114	(CDD 8-3-90)	
8-10-90	2-90-03203	35.7, 64.5 (not logged)	VP-1114	(CDD 8-3-90) VP-1114 (CDD 8-3-90)	Initiated receiver blowdown Recheck failed, WRT 10413
8-26-90	2-90-02648	28.9 , 41.1			
10-4-90	2-90-04070	74.1 , 84.3			Receiver blowdown initiated
10-5-90	2-90-04070	48.1, 48.7			
10-22-90	2-90-04858	46.1, 46.9	VP-1296	(CDD 8-17-91)	
11-20-90	2-90-05297	48.5, 46.6	VP-1296	(CDD 8-17-91)	
12-21-90	2-90-05671	Not Provided	Not provided		

KEY: Dew points: Dryer K01, Dryer K02
Bold Dew Point = Out of Specification
CDD = Calibration Due Date

Maximum Allowable Dew Point is 50 F,
Vogtle FSAR

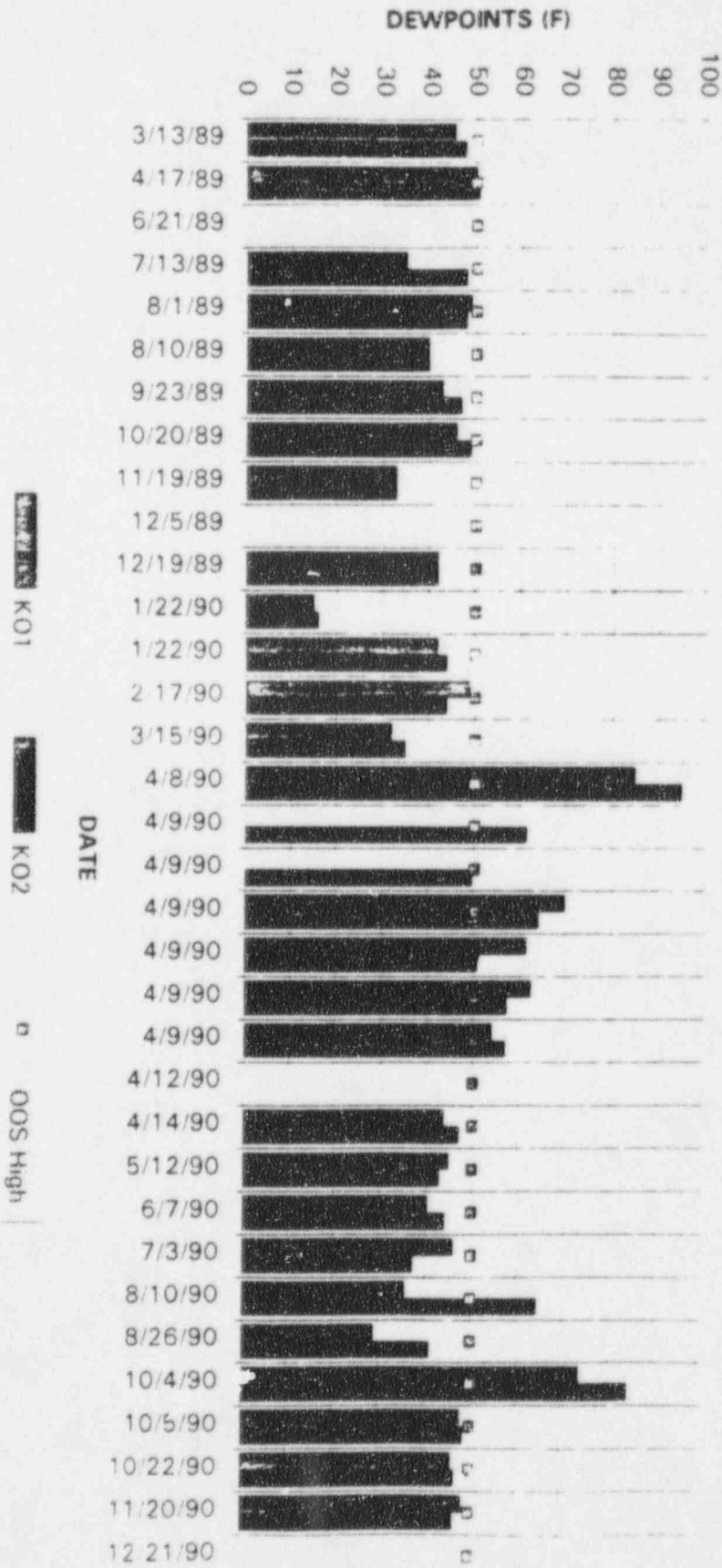
Minimum Theoretical Value is 32 F

* Data from GPC MWO Listing

** Date from GPC MWO Listing (Technician initials,
dates from work performed block of MWO)

MWO = Maintenance Work Order

DEWPOINTS DIESEL 2A



DEMONSTRATIVE AID #4

DEW POINT DATA* -- DIESEL AIR SYSTEM

DIESEL 2B

<u>DATE**</u>	<u>MWO</u>	<u>DEW POINT DEGREES F</u>	<u>INSTRUMENT</u>	<u>COMMENTS</u>
3-14-89	2-89-01855	45.4, 47.7	VP-1114 (CDD 5-2-89)	
3-16-89	2-89-02080	40, 43.2	VP-1114 (CDD 5-2-89)	
4-17-89	2-89-02500	50.2, 50.8	VP-1114 (CDD 5-2-89)	
6-20-89	2-89-03858	35, 36	VP-2722 (CDD 9-2-89)	Fans in auto. not running
7-16-89	2-89-04219	44.42		
8-22-89	2-89-04560	38, 40	VP-2722 (CDD 9-2-89)	
9-23-89	2-89-04984	45, 45		
10-20-89	2-89-05435	41, 44	VP-2466	
11-17-89	2-89-05790	34, 38	VP-2466 (CDD 3-7-90)	Initial reading was 17 DC-2-89-1502
12-06-89	2-89-06193	35, 50	VP-2466 (CDD 3-7-90)	Initial readings of 7, 19 had been improperly converted
01-03-90	2-89-06585	44, 47	VP-2466 (CDD 3-7-90) VP-2623 (CDD 3-6-90)	
02-02-90	2-90-00145	45, 45		
03-02-90	2-90-00560	34, 36	VP-2466 (CDD 3-7-90)	
04-02-90	2-90-00813	41, 44		
04-07-90	2-90-01021	75, 80 -10, 10 85, 80	VP-2466 (CDD 4-7-90) GE Rental VP-1114 (CDD 8-3-90)	
4-8-90	2-90-01021	39.5, 33.7	FS-3529 Borrowed Inst.	FS3529 has no official site calibration.
		33.7, 44.4	VP-1114 (CDD 8-3-90)	
5-14-90	2-90-01196	43, 45	VP-2721 (CDD 4-10-91)	
6-22-90	2-90-02193	32.7, 34	VP-1114 (CDD 8-3-90)	
7-21-90	2-90-02891	42.2, 44.3	VP-1114 (CDD 8-3-90)	
8-14-90	2-90-03446	40.2, 44.3	VP-1114 (CDD 9-3-90)	

9-12-90	2-90-03866	42.6, 47.8	VP-1296 (CDD 8-17-91)	
10-7-90	2-90-04432	74.8 , 43.7 78.4	VP-1296 (CDD 8-17-91) VP-1296 (CDD 8-17-91)	Receiver blowdown init.
10-11-90	2-90-04432	78	VP-1296 (CDD 8-17-91)	Drained 1 gallon water from dryer Wrote DC-2-90-231
10-24-90	2-90-04839	58.9 , 38.4	VP-1296 (CDD 8-17-91)	
11-05-90	2-90-05015	48, 49.5	VP-1296 (CDD 8-17-91)	
12-04-90	2-90-05441	49.8, 44.5	VP-1296 (CDD 8-17-91)	Informed SE DP close to limit, no action taken
12-31-90	2-90-05798	42, 45.1	VP-1296 (CDD 8-17-91)	

KEY: Dew points: Dryer K01, Dryer K02
Bold Dew Point = Out of Specification
CDD = Calibration Due Date


Maximum Allowable Dew Point is 50F.
Vogtle FSAR

Minimum Theoretical Value is 32 F

* Data from GPC MWO Listing
** Date from GPC MWO Listing (Technician initials
dates from work performed block of MWO)

MWO = Maintenance Work Order

DEWPOINTS DIESEL 2B



 K01
 K02
 OOS High