ENVIRONMENTAL QUALIFICATION REPORT FOR ELECTRICAL EQUIPMENT

LIMERICK GENERATING STATION
UNITS 1 AND 2

PHILADELPHIA ELECTRIC COMPANY

APRIL 1984

8405020049 840430
PDR ADOCK 05000352
A PDR

TABLE OF CONTENTS

		Page
INTRODUCTION		ii
1.0	Environmental Design Criteria for Mechanical and Electrical Equipment	1.1
2.0	Equipment Requiring Environmental Qualification	2.1
3.0	Environmental Service Conditions	3.1
	3.1 Environmental Conditions During Normal Plant Operation	3.1
	3.2 Accident Environmental Conditions	3.4
4.0	Qualification Testing and Analysis of Equipment	4.1
5.0	Methodology for Evaluating Environmental Qualification to Service Conditions	5.1
6.0	Corrective Action Plans	6.1
7.0	Justification for Interim Operation	7.1
8.0	Maintenance/Surveillance Program	8.1
9.0	Replacement Parts Program	9.1
10.0	References	10.1
11.0	NRC Questions and PECo Responses	11.1

Appendix A: Safety-Related Systems List

Appendix B: Safety-Related Electrical Equipment List

Appendix C: Plant Environments

Appendix D: Equipment Qualification Review Record

Appendix E: Equipment-Specific EQRR's

1

INTRODUCTION

In February 1980, the Nuclear Regulatory Commission (NRC) requested that Philadelphia Electric Company (PECo) perform a review of the Environmental Qualification (EQ) of safety-related equipment at the Limerick Generating Station (LGS) to identify the degree to which it complies with the applicable regulatory criteria. The purpose of this report is to discuss the LGS Electric Equipment Qualification Program and to demonstrate Limerick's compliance with the requirements of 10 CFR 50.49 and other applicable regulatory criteria. This LGS Mechanical Equipment Qualification Program will be discussed in a separate report. This report has been reviewed by the NRC and Section 11.0 contains copies of the NRC questions and the PECo responses. 1

The LGS EQ Program encompasses electrical equipment important to safety which has the potential to be subject to a harsh environment. A harsh environment is defined as an area that would be exposed to a significant increase in temperature, pressure, humidity and/or radiation levels during and after Design Basis Accidents (DBA's).

Mild environment equipment qualification is not included in the EQ Program discussed in this report. A mild environment is an environment that would at no time be significantly more severe than the environment that would occur during normal operation. Mild environment EQ is a quality assurance function and as such is addressed using 10 CFR 50, Appendix B and Regulatory Guide 1.33 Criteria.

1.0 ENVIRONMENTAL DESIGN CRITERIA FOR ELECTRICAL EQUIPMENT

All equipment important to safety must be capable of performing its safety function and/or remaining in a safe mode under all conditions postulated to occur during its installed life. This requirement is embodied in General Design Criteria 1, 2, 4 and 23 of Appendix A to 10 CFR 50, in Criteria III and XI of Appendix B to 10 CFR 50, and in 10 CFR 50.55 a(h) which incorporates by reference IEEE Standard 279-1971, "Criteria for Protection Systems for Nuclear Power Generating Stations."

In May 1980, the NRC issued a Commission Memorandum and Order (CLI 80-21) requiring nuclear utilities to demonstrate qualification of their Class IE Equipment. The memorandum and order outlined the following specific criteria to be used in evaluating qualification of electrical equipment:

1. The Division of Operating Reactors', "Guidelines for Evaluating Environmental Qualification of Class IE Electrical Equipment in Operating Reactors" (DOR Guidelines)

2. NUREG-0588, "Interim Staff Position on Environmental Qualification of Safety-Related Electrical Equipment" Revision 0, Category II for plants whose Construction Permit Safety Evaluation Report (CP-SER) was issued on or before July 1, 1974

3. NUREG-0588 Category I for plants whose CP-SER was issued following July 1, 1974 or plants which have a licensing commitment to IEEE 323-1974.

Since the LGS CP-SER was issued in June 1974, NUREG-0588 Category II requirements are applicable.

In January 1983, the NRC issued 10 CFR 50.49 on environmental qualification of electrical equipment.

The following sections demonstrate Limerick's conformance to the applicable regulations and regulatory criteria described above.

2.0 EQUIPMENT REQUIRING ENVIRONMENTAL QUALIFICATION

Equipment important to safety as defined in 10CFR50.49 includes both safety-related and non-safety-related equipment plus post-accident monitoring equipment. Safety-related equipment is defined as that equipment which is relied upon to remain functional during and following design basis events to ensure (a) the integrity of the reactor coolant pressure boundary, (b) the capability to shut down the reactor and maintain it in a safe shutdown condition, and (c) the capability to prevent or mitigate the consequences of accidents that could result in potential offsite exposures comparable to the guidelines of 10CFR Part 100. Also identified as important to safety is non-safety-related equipment whose failure under postulated environmental conditions could prevent the satisfactory accomplishment of required safety functions by safety-related equipment. Components required for display information and to perform post-accident sampling and monitoring and radiation monitoring (Regulatory Guide 1.97, "Instrumentation for Light-Water-Cooled Nuclear Power Plants to Assess Plant Conditions During and Following an Accident", Rev. 2, Category I and II Equipment) and TMI upgrades (NUREG-0737, "Clarification of TMI Action Plan Requirements", Rev. 1, Equipment) have been included to the extent required therein. Specifically included, in accordance with NRC guidance, are those systems required to achieve or support: 1

1. Emergency Reactor Shutdown
2. Containment Isolation
3. Reactor Core Cooling
4. Containment Heat Removal
5. Core Residual Heat Removal
6. Prevention of Significant Release of Radioactive Material to the Environment.

Limerick has established a comprehensive, systematic program for identifying electrical equipment required to be environmentally qualified. As discussed above, safety-related equipment is identified according to the safety function objectives of 10 CFR 50.49(b)(1), and is placed on the Limerick Project Q-List. 1

With respect to non-safety-related electrical equipment whose failure could prevent achieving these safety function objectives (see Paragraph (b)(2) of

10CFR50.49), a review of systems interactions has been performed to ascertain which components fall into this category. This systems interactions review took into account the following various studies and analyses:

a. Separation Review Program
   (1) High Energy Line Break analysis
   (2) Moderate Energy Line Break and Flooding study
   (3) Fire Hazard (Appendix R) Safe Shutdown study
   (4) Electrical Equipment Separation per Regulatory Guide 1.75

b. Common Sensor Failure study
c. Control Systems Failure study
d. Reactor Vessel Water Level Instrumentation study
e. Nuclear Safety Operational Analysis
f. Control Room Design Review

In addition, a study of the effects of high energy line breaks on control systems is in progress in response to IE Information Notice 79-22. Any components identified by these studies whose failure could prevent attainment of the safety function objectives are included on the project Q-List as appropriate. 1

A separate program to verify the equipment important to safety has been completed. This program, the PECO Component Classification Program, was initiated as a sub-program of the LGS Environmental Qualification Program and it addressed all Nuclear Steam Supply (NSS) and Balance of Plant (BOP) systems and components. This Classification Program involved a re-review of the following documents:

1. FSAR
2. QAD's
3. P&ID's
4. Instrument Index
5. Equipment Index
6. Electrical Drawings
7. System Descriptions and Operating Manuals

The postulated event analyses in Chapter 15 of the FSAR were reviewed to identify systems which have a safety-related function or support in any manner a safety-related function. A matrix of required systems versus postulated events was prepared and non-safety-related systems were identified. A classification sheet for each safety-related component was prepared on a system basis. Each of the component's functions in support of the Chapter 15 events were identified on the classification sheets and a five digit classification code was determined for each function. Then an overall component code was derived based on hierarchical order. 1

During the course of identifying the equipment which requires qualification, equipment important to safety was identified which is both subject to a harsh environment and for which exception is taken with respect to qualification to that harsh environment. In these instances the equipment meets one or more of the following exceptions:

1. Equipment is not required to perform its safety function to mitigate the effects of any LOCA or HELB accident in the harsh environment, and equipment failure in the harsh environment will not adversely impact safety functions or mislead the operator.

2. Equipment is required to perform its safety function to mitigate the effects of a specific DBA, but is not subjected to a harsh environment as a result of that DBA.

3. Equipment performs its function before its exposure to the harsh environment, and the adequacy of the time margin provided is justified; subsequent failure of the equipment as a result of the harsh environment will not degrade other safety functions or mislead the operator.

4. The safety function can be accomplished by some other designated equipment that has been adequately qualified and satisfies the single-failure criterion.

Appropriate justification for the determination of one of the above categories is provided on an equipment-specific basis.

Subsequent to identifying equipment requiring qualification, equipment locations were identified using design drawings and later verified by field inspection. All equipment is identified by architectural room numbers which have defined boundaries.

Appendix A, Table 1 contains the Master Systems List categorized by system safety function objective. Appendix B contains the list of electrical equipment encompassed by the Environmental Qualification Program. The equipment list identifies equipment by system included in Electrical Equipment Qualification Program. Regulatory Guide 1.97 equipment is identified on the equipment list by a note 0. Additionally, the qualification status and EQRR package number are provided by this list. The Qualification Status Codes are as follows:

Y - Qualified/EQRR provided
N - Qualification review incomplete/EQRR provided
(blank) - Qualification review incomplete/EQRR not provided
E - Exemption

3.0 ENVIRONMENTAL SERVICE CONDITIONS

Equipment environmental service conditions have been evaluated for normal/abnormal and accident environments. Plant rooms provide the defined boundaries for environments, and Table 1 in Appendix C provides a summary of environmental conditions by room number for normal and accident conditions. All areas inside containment and rooms containing high energy lines or post LOCA recirculatory fluid lines outside of containment are considered to be harsh environments. As a result harsh environments are limited to the primary containment, the Standby Gas Treatment fan room, and the reactor enclosure.

The methodology used to develop the environmental conditions is discussed below.

3.1 ENVIRONMENTAL CONDITIONS DURING NORMAL OPERATION

Temperature and Humidity

Temperature and humidity conditions during normal operation are maintained within the limits shown in Table 1 of Appendix C by the Heating, Ventilation and Air Conditioning (HVAC) Systems.

HVAC equipment serving safety-related areas is sized for peak thermal loads at a given time consisting of one or all of the following factors:

1. Maximum piping thermal loads for the room, if applicable, using maximum operating temperatures for the pipe contents for each mode or operation

2. Maximum internal electrical load assuming full lighting for the room and using, if applicable, the maximum control and equipment heat rejection for each mode of operation

3. Maximum heat transfer from miscellaneous equipment surfaces, if applicable, using the maximum operating temperature of the contents

4. Maximum heat transfer from the surfaces of the room including walls, floor and ceiling or roof.

FSAR Section 9.4 describes the HVAC Systems that maintain the temperature and humidity in each room within normal limits.

Normal Radiation

Each plant area has been categorized into a radiation zone according to expected radiation levels. Each room, corridor, and pipeway is evaluated for potential radiation sources during normal operation, including anticipated operational occurrences and shutdown.

The total integrated radiation doses for 40 years are provided in Table 1 of Appendix C. These doses were calculated for a 100% load factor and rated power during normal operation. The doses are based on design source terms of the radiation sources within each plant area. The normal radiation design source terms are based on a noble gas fission product release rate of 0.35 Ci/sec (after 30 minutes of decay) and the corresponding fission, activation, and corrosion product concentrations in the primary coolant.

Normal radiation source terms are based on conservative assumptions about system and equipment operations and characteristics to provide conservative radioactivity concentrations. For all systems transporting radioactive materials, conservative allowance is made for transit decay while at the same time providing for daughter product formation. Assumptions from NUREG-0016, "Calculation of Releases of Radioactive Materials in Gaseous and Liquid Effluents for Boiling Water Reactors", Revision 1, were also used where applicable. Therefore, the normal radiation source terms are not intended to approximate the actual system design radioactivity concentrations.

Aging

Aging effects on all electrical equipment important to safety are considered in the EQ Program to conform to the requirements of Section 4 of NUREG-0588. Components susceptible to aging are identified and evaluated using NRC-approved

methodologies. Several methods of evaluating the aging effects of a component have been incorporated into the LGS EQ Program.

Because LGS is a NUREG-0588, Category II Plant, aging of equipment prior to a DBA Test is only required for motors and valve motor operators. As a result, other types of equipment are evaluated on the basis of their materials' susceptibility to aging if pre-aging tests were not conducted.

The Arrhenius methodology is used for accelerated thermal aging. Other aging methods, such as the 10°C Rule, if used, are justified.

Equipment that has not been age conditioned prior to qualification testing is evaluated for its susceptibility to age-related degradation. A review of materials information and/or operating experience is used in the age susceptibility evaluation. Information derived from this evaluation is used in the Maintenance/ Surveillance Program described in Section 8.

Synergistic Effects

Synergistic effects, where known, are considered in the accelerated aging program. Specifically, where a supplier has identified a synergism or where PECo is aware of synergistic effects for a particular component, it has been addressed. Appropriate documentation is included in the qualification file. To date the only affected equipment has been cable.

Non-Seismic Plant-Induced Vibration

Effects of known normal vibratory loads on equipment, when significant, are considered in the EQ Program.

Dust

Ventilation filtration ensures a relatively clean, dust-free environment. In addition, plant procedures identify the actions required to maintain the HVAC filtration capability.

3.2 ACCIDENT ENVIRONMENTAL CONDITIONS

Operability Duration

The operability duration is the length of time during and following an accident that equipment must maintain its ability to perform its safety function. The safety functions include:

1. The ability to initiate short-term protective action

2. The ability to place the plant in a controlled condition

3. The ability to keep the plant in a stable condition after the accident and until personnel are able to enter the plant to inspect, repair, or replace equipment important to safety.

The operability duration is determined individually for each LGS piece of equipment. The longest duration an equipment type is evaluated for is 180 days. As in the generation of the equipment list, the Component Classification Program has been utilized in the review and establishment of operability duration.

Temperature, Pressure, and Humidity Conditions Inside Containment

The temperature and pressure conditions inside primary containment for the spectrum of LOCA's have been calculated using approved NRC methodology. The spectrum of LOCA's include:

1. Recirculation line guillotine breaks
2. Main steam line guillotine breaks
3. Intermediate size breaks
4. Small size breaks.

Temperature and pressure profiles were developed which bound the temperature and pressure conditions resulting from the entire range of breaks. The time-dependent pressure and temperature profiles are included in Appendix C Figures 2 and 3, respectively.

The following considerations were included in the analysis of post-LOCA temperature and pressure conditions:

1. The worst case single failure
2. Loss of offsite power as required
3. Maximum containment operating temperature
4. Heat load effects.

Environmental conditions inside primary containment have been evaluated for 180 days post-accident. The original analysis conducted to determine the post-accident conditions extended only 11.6 days post-accident. As a result, it was necessary to evaluate containment conditions from 11.6 to 180 days. The pressure curve was conservatively assumed to remain constant after 11.6 days. A plant-specific analysis was conducted to determine the temperature from 11.6 to 180 days. The analysis assumed that the drywell temperature varies directly with the suppression pool temperature.

The relative humidity inside primary containment is assumed to remain at 100% for 180 days.

Temperature and Pressure Conditions Outside Primary Containment

Temperature, pressure, and humidity conditions resulting from a LOCA or HELB outside of the primary containment have been evaluated for the reactor enclosure. Table 1 in Appendix C provides the extremes resulting from the spectrum of accident conditions for each of the rooms in the reactor enclosure.

The time-dependent temperature profile for the reactor enclosure following a LOCA is Figure 4 of Appendix C. The profile was determined by reviewing the most limiting occurrences following a pipe break. The following considerations were included in the LOCA analysis:

1. Maximum normal reactor enclosure temperature
2. Outdoor air temperature
3. Building heat sink
4. Equipment heat load

5. Operation of safeguard equipment
6. Loss of offsite power
7. The worst case single failure
8. Solar heat loading
9. Primary containment heat load
10. Temperature distribution
11. Cooling effects of various systems operations.

Relative humidity in the reactor enclosure was conservatively assumed to be 90% for 180 days following a LOCA.

The temperature profile following a HELB for the isolation valve compartment is Figure 5 of Appendix C. The isolation valve compartment is the only compartment in the reactor enclosure which contains equipment required to operate in order to provide long-term containment cooling and shutdown cooling following a HELB in that compartment. Other reactor enclosure compartments contain equipment required for short-term operation to limit the effects of the HELB (i.e., steam isolation dampers, containment isolation valves). However, the safety functions of this equipment will be completed once the blowdown has ceased. Equipment in this category is qualified to the peak temperature and pressure values given in Table 1 in Appendix C for the required duration.

Temperature and pressure conditions in the reactor enclosure were determined by reviewing the most limiting occurrences following a high energy line break. The following considerations were included in the HELB analysis:

1. Loss of offsite power if a trip of the Turbine Generator System or Reactor Protection System is a direct consequence of the postulated piping failure

2. The worst case single failure

3. Maximum normal operating temperatures

4. Outside air temperatures

5. Restoration of normal ventilation.

The equipment within the compartment in which the HELB was postulated to occur has been conservatively considered to be subject to an atmosphere of 100% relative humidity until normal ventilation is restored. When offsite power is available and when access is available to reset the steam flooding dampers which were tripped, the humid air in the compartment will be dispersed by the normal ventilation system. The relative humidity is assumed to increase only in the compartment containing the HELB because all compartments subject to steam flooding from HELB's are protected by redundant steam flooding dampers at all HVAC supply and exhaust openings. These compartments have steam tight boundaries.

Radiation

Post-LOCA radiation doses were calculated in accordance with NUREG-0737 using source terms specified in NUREG-0737 Item II.B.2 and NUREG-0588.

The following release fractions were used as a basis for determining the concentrations for the radiation dose calculations:

Containment atmosphere: 100% noble gases, 25% halogens
Depressurized Reactor Liquid: 50% halogens, 1% solids
Suppression pool liquid: 50% halogens, 1% solids.

For components inside primary containment, the total integrated gamma doses were calculated by adding the post-LOCA primary containment cloud dose to the 40-year normal operating dose.

Total Integrated Doses (TID) and dose rates for the primary containment are provided in Table 1 of Appendix C.

For compartments in the secondary containment, the post-LOCA gamma radiation levels were conservatively calculated by adding the maximum piping contact dose

in that compartment to the secondary containment cloud dose. Equipment-specific doses were calculated on as-required bases accounting for distance and spatial relationships. The total integrated gamma dose was then determined by adding the post-LOCA integrated dose to the normal operating integrated dose. The equipment specific doses for selected pieces of equipment are provided in Table 2 of Appendix C. 1

Secondary containment piping doses were calculated based on the radionuclide concentrations present in piping and components for the following systems:

1. Core Spray System
2. HPCI System
3. RCIC System
4. RHR System
5. CRD Hydraulic System
6. RWCU System
7. Gaseous Radwaste System
8. Post-Accident Sampling System
9. Recombiner System
10. Reactor Enclosure Recirculation System
11. Standby Gas Treatment System.

For piping system calculations, appropriate dilution volumes, system design, operating modes were considered in accordance with NUREG-0737 Item II.B.2.

For calculation of radiation doses for the secondary containment atmosphere, the Reactor Enclosure Recirculation System (RERS) filters, and the Standby Gas Treatment System (SGTS) filters, the primary containment design leak rate was assumed, together with consideration of RERS and SGTS design and operating modes, in accordance with NUREG-0737 Item II B.2.

Beta doses were also calculated for the primary and secondary containment. The doses were calculated by assuming that 100% of the core noble gas inventory, 50% of the core halogen inventory, and 1% of the core solid fission product inventory are released. The beta doses and dose rates were calculated assuming an infinite cloud geometry.

The TID's and dose rates for the reactor enclosure are in Table 1 of Appendix C.

The Radiation doses resulting from HELB's are bounded by the LOCA TID. Non-DBA event, e.g., HELB, radiation dose reduction factors that can be applied to the existing LOCA radiation doses have been determined based on the non-DBA source terms provided in NUREG-0588, Section 1.4(1) and are included as Table 3 of Appendix C. Additional radiation dose reduction factors to account for dose attenuation due to distance, radioactive piping "deadlegs," event duration and other event-specific parameters can be determined and applied on a case-by-case basis. 1

Seismic and Hydrodynamic

Dynamic qualification of equipment due to seismic and hydrodynamic loads from SRV and LOCA will be addressed in FSAR Section 3.10 and DAR Section 7.1.7.

Submergence

Submergence of equipment outside containment may be caused by either a HELB or a Moderate Energy Line Break (MELB). The impact of submergence was determined as part of the Separation Review Program (SRP). The SRP ensures that the reactors can be shut down and maintained in a safe shutdown condition in the event of a postulated rupture of a pipe, a non-pipe break generated missile, or a fire. With respect to submergence, analyses were performed for those compartments which have a potential for flooding to determine the flood elevations. Chapter 5 of the Fire Protection Evaluation Report (FPER) lists the equipment in each fire zone, many of which are susceptible to submergence. Based on a loss of all susceptible equipment in a given compartment and postulating the worst case single active failure, safe shutdown flowcharts were reviewed to determine that safe shutdown paths remain. In the cases where the loss of susceptible equipment coincident with the single active failure cause the loss of all shutdown paths, appropriate protective actions are taken to qualify the equipment for submergence or to relocate the equipment. The Equipment Qualification Review Record (Appendix E) for each electrical component indicates if the component is qualified for submergence or if qualification for submergence is not applicable.

Containment Spray

Limerick has the capability of demineralized water spray actuation to mitigate the effects of a LOCA. Therefore, the effects of spray (i.e. spray impingement, dripping) on equipment important to safety are evaluated.

4.0 QUALIFICATION TESTING AND ANALYSIS OF EQUIPMENT

All qualification testing and analysis of electrical equipment important to safety are being evaluated for compliance with the Category II NUREG-0588 guidelines. Equipment testing is reviewed to determine the extent to which it simulates plant conditions and provides sufficient margin. Factors considered during the review of testing include test procedure, test set-up, test sequence, margin and test anomalies.

Supplemental analyses (i.e., beta shielding, thermal degradation) are performed, as required, to support qualification. All analyses based on partial test data are completed using approved methodologies with adequate justification. Equipment-specific analyses are contained in the EQ file along with the appropriate justification.

5.0 METHODOLOGY FOR EVALUATING ENVIRONMENTAL QUALIFICATION SERVICE CONDITIONS

Electrical equipment important to safety is evaluated by comparing demonstrated environmental conditions with required conditions. This evaluation includes review for both 40-year normal environments and accident environments resulting from a spectrum of LOCA's and HELB's. The equipment qualification documentation is considered acceptable when it is demonstrated that the equipment can perform its required safety function under the postulated environmental conditions.

PECo assembles, evaluates, and reviews equipment qualification documentation per PECo Electrical Engineering Procedure (UDP) EE-SES-2. An Equipment Qualification Review Record (EQRR) is completed for each electrical component important to safety requiring EQ. The EQRR form with a description of its entries is provided in Appendix D.

The EQRR's demonstrate that each required parameter is enveloped by the qualified values. Additionally, the EQRR's provide the equipment's description, function, interfaces, maintenance requirements and any corrective actions required to achieve qualification.

Appendix E contains the EQRR's sorted alphanumerically by system.

6.0 CORRECTIVE ACTION PLANS

Corrective action plans have been developed for all equipment whose documentation does not support qualification. The following corrective action plans have been developed for equipment following assessment of its qualification deficiency:

1. Replace equipment with qualified equipment (Category I, NUREG-0588),

2. Partially retest equipment in accordance with NUREG-0588, Category II, or

3. Relocate equipment to a less severe environmental zone for which equipment qualification can be demonstrated.

Corrective action plans are identified on the EQRR for all equipment with qualification deficiencies.

Corrective action plans are expected to be completed prior to fuel load. In the event that completion of some actions plans are delayed, justification for interim operation will be provided.

7.0 JUSTIFICATION FOR INTERIM OPERATION

Justification for interim operation will be provided for all equipment whose qualification can not be demonstrated prior to fuel load. Analyses will be performed to ensure that failure of the equipment will not impact the prescribed safety functions, affect in a detrimental way other safety equipment or functions, or mislead an operator into taking an action that could adversely alter the course of the accident.

8.0 MAINTENANCE/SURVEILLANCE PROGRAM

A maintenance and surveillance program is being developed by PECo to ensure the continued environmental qualification of equipment during plant operation.

The objectives of this maintenance and surveillance program are to ensure that the qualified equipment will perform its intended function in the environment in which it is expected to operate and to maintain retrievable records.

The list of environmentally qualified equipment identifies equipment to be included in the maintenance and surveillance program. The list will be kept current to include mechanical equipment and ensure that equipment added to the plant because of design modifications is incorporated into the qualification program and the maintenance and surveillance program.

For each piece of equipment, a maintenance and surveillance program is being developed based on information such as requirements resulting from the equipment qualification report, manufacturers' recommendations, material analyses, previous experience with similar equipment, etc. The qualification-specific requirements are identified on the individual EQRR forms for each piece of equipment. The initially developed maintenance and surveillance programs will be modified during plant life if additional information such as corrective maintenance frequency, surveillance testing, and industry experience (e.g., NRC information notices, circulars or bulletins, manufacturers' alert, LER's, reliability data bases, etc.) identifies any unanticipated degradation trends. In addition, the maintenance and surveillance program identifies the lubricants suitable for each application and environment. These maintenance and surveillance activities are performed by trained personnel using detailed procedures, as necessary. Spare and replacement parts are discussed in Section 9.0.

The plant maintenance program will be computerized to efficiently handle scheduling and documentation of maintenance requirements and activities. Periodic computer schedules will identify when equipment maintenance, replacement, testing, or calibration is required. Appropriate plant departments will complete the work. On completion of scheduled activities, a documented notification will be made indicating work completion which will then be entered into the computer to

document completion and facilitate rescheduling. This computerized scheduling program will be used to alert appropriate plant departments of preventive maintenance, surveillance, and replacement requirements for environmentally qualified equipment.

Quality assurance and control programs will require inspections, verifications, and audits of activities and procedures important to safety. These will be performed on environmentally qualified equipment to ensure that schedules, maintenance, procedures, replacements, and documentation are completed in a correct and timely manner.

The maintenance and surveillance program will be consistent with NRC requirements and will be implemented at the time of fuel load.

9.0 REPLACEMENT PARTS PROGRAM

For the purpose of this discussion the following definitions are provided:

Equipment	A product that is manufactured
Device	A piece of electrical or electronic equipment that has been qualified as a unit by test or analysis
Components	Items from which a device is assembled (e.g., resistors, capacitors, wires, connectors, transistors, tubes, switches, springs, etc.)
Assembly	Two or more components sharing a common mounting or support structure
Module	Any assembly of interconnected components which constitutes an identifiable unit. A module can be disconnected, removed as a unit, and replaced with a spare. It has definable performance characteristics which permit it to be tested as a unit. A module can be a card or other subassembly.

Replacement components, assemblies, and modules for equipment important to safety are being ordered to meet the environmental requirements of original specifications or to the environmental conditions found necessary as a result of this program. A certificate of conformance is considered sufficient documentation to support qualification for component, assembly, and module replacement parts which are in-kind replacements for the originally supplied equipment. However, if in-kind replacement parts are not available, the effect of the new part on the environmental qualification of the equipment will be evaluated. Supplemental documentation will be included in the EQ file as appropriate.

For those equipment items important to safety upon which maintenance activities are normally performed by the replacement of complete devices, replacement devices will be procured to NUREG-0588 Category I effective on the date of

commercial operation unless justification for not procuring to this level is documented.

Spare equipment used to facilitate plant maintenance, such as transmitters, will be evaluated to the generic requirements for its worst case potential application per NUREG-0588 Category II.

10.0 EQRR REFERENCE LIST

Ref. No.	Title
1	Bechtel Specification 8031-M-171 Rev. 2 "Specification for Environmental Qualification Service Conditions."
5	Electric Calculation #6300 E20 Rev. 3 "Voltage Regulation Study."
7	Vendor Print 8031-E-53-Q3-1-2, NTS Analysis Report No. 528-1132, Rev. A, dated 5/18/83 "Nuclear Environmental Qualification of Twenty-Six (26) 480-Volt AC Motor Control Center for the LGS."
8	Vendor Print 8031-E-40-42-2 "Design Qualification for Electric Penetration Assemblies - Report No. IPS-269.1 dated 6/23/81 by Conax Corporation."
	8031-E-40-42-3S Conax IPS-269.2 Supplement to IPS-269.1
	8031-E-40-42-4S Conax IPS-1113 Thermal Capability Withstand Test
9	Vendor Prints:
	8031-E-28-B-47-2: Rockbestos Report No. QR1801 "Qualification of Firewall III Class 1E Electric Cables Chemically Cross-Linked with Factory Insulation Rework" dated 5/18/82.
	8031-E-28B-48-2 Rockbestos Report No. QR1802.
	8031-E-31A-17-2 "Qualification of Firewall III Class 1E
	8031-E-31B-45-2 Electric Cables Irradiation Cross-Lined Insulation with Factory Insulation Rework (Instrument Cable)" dated 5/18/82.
10	Vendor Prints:
	8031-E-28B-70-1 Rockbestos Report No. QR1812R
	8031-E-31A-22-1 "Qualification of Firewall III Class 1E
	8031-E-31B-49-1 Instrumentation and Control Cables Containing Factory Splices and KXL420 Rework" dated 6/24/82.
12	Vendor Prints:
	8031-M-60B-31-4 Indeeco Qualification Plan 17173-1, "Generic Qualification Plan for Electric Duct Heaters."
	8031-M-60B-31-5S Qualification Plan 17173-1 Addendum

Ref. No.	Title		
	8031-M-60B-66-1	CCL Qualification Report A-575-83, "Nuclear Environmental Qualification Report of Electric Duct Heaters and Controls for LGS."	1
	DC #161739	Letter from Indeeco to Bechtel dated 8/8/83.	
13	*		
15	LGS FSAR Table 3.11-2.		
20	Vendor Prints:		
	8031-E-28B-68-3	Rockbestos Report No. QR1806R	
	8031-E-31A-20-3	"Qualification of Firewall III Class 1E	
	8031-E-31B-47-3	Electric Cables (Irradiation Cross-Linked Insulation)," dated 5/18/82.	
	8031-E-28B-69-3	Rockbestos Report No. QR1807R	
	8031-E-31A-21-3	"Qualification of Firewall III Class 1E	1
	8031-E-31B-48-3	Electrical Cables (Chemically Cross-Linked Insulation)" dated 5/18/82.	
21	Vendor print 8031-E-28-2-5 "Anaconda's Results of Cable Tests and Qualification Tests per Specification No. 8031-E-29 for 5kV-and 15 kV-power cables for Limerick Generating Station" dated 1/18/80.		
22	Vendor Prints:		
	8031-E-28B-72-1	Rockbestos Technical Report TS1982-YJK-2	
	8031-E-31A-24-1	"Analysis of Beta-Radiation Effect,"	
	8031-E-31B-52-1	date 5/82.	
	8031-E-28B-72-2	Supplement to Rockbestos Technical	
	8031-E-31A-24-2	Report TS1982-YJK-2, dated 6/28/82.	
	8031-E-31B-52-2		
27	**		
29	**		
30	**		
36	Vendor Prints:		
	8031-M-123-394-6	Reliance Electric Company Summary Report NUC-9 "Nuclear Power Motor Systems Type Test Support Analysis Random Wound Motors," dated 7/1/78.	

*See Reference 85
**See Reference 78

Reliance Electric Company Supplemental Report to NUC-9 Rev. 1 dated 4/14/80.

Reliance Electric Company Supplement to Report NUC-9 for Arizona Nuclear Power Project Palo Verde and Georgia Power Company Plant Vogtle, dated 7/7/80.

1

Reliance Electric Company Supplemental Report to NUC-9 Rev. 2, dated 7/15/81.

8031-M-123-322-11 Installation, operation, and maintenance instructions for fan cabinets.

37 Vendor Print 8031-E-31A-19-2, Rockbestos Report No. QR #2805 "Qualification of Firewall III Class 1E Electric Cables (Irradiation Cross-Linked Insulation with 20 mil Insulation Wall)" dated 3/15/82.

38 Vendor Prints:

8031-E-28A-1-2 Anaconda Co. Results of Qualification Tests per Specification 8031-E-28 (Rev. 10) for 600 V Power, Control and Instrumentation Cable, dated 3/25/80.

8031-E-28A-4-1 FIRL Final Report F-C4350-3, July 1976 Test of Electrical Cables Subjected to Thermal Aging, Gamma Radiation and Loss-of-Coolant-Accident Simulation.

40 Bechtel Specification 8031-E-28 Rev. 16 "600 Volt Power, Control and Instrumentation Cable."

41 Vendor Print 8031-M-1-A61-4010-L-4.3, GE 22A4947 Rev. 2 "Special Wire and Cable."

42 Vendor Print 8031-E-31B-41-4 Rockbestos Report No. QR #2806, dated 4/23/82 "Report on Qualification Tests for Second Generation Solid Dielectric Coaxial Construction and Cellular Dielectric Coaxial Construction."

47 Vendor Prints:

1

8031-M-123-395-5 Joy Manufacturing Co. Report No. X-604 "Qualification Testing of Joy Axivane Fan and Reliance Electric Motor for Class I Service for

Ref. No.	Title	
		Nuclear Containment per IEEE 334-1974" dated 3/20/80.
	8031-M-123-322-11	Installation, operation, and maintenance instructions for fan cabinets.
48	Vendor Print 8031-M-164-40-2 Westinghouse MM-9112, dated 1/18/80 "Qualification Document - Class 1E Medium A.C. Motors (outside containment)."	
49	Bechtel General Specification 8031-G-10 Rev. 9, "General Project Requirements for Integral and Fractional Horsepower Induction Motors."	
50	Vendor Prints:	
	8031-M-245-14-4	TRP 2375 - Rev. A Qualification Test Report, Aging, Seismic and Accident Simulation Test of Target Rock Corporation 1: Solenooid Valve, Model 77CC-001 (modified per SK4017). TRP 2302 - Rev. C Qualification Test Report, Aging, Seismic and Accident Simulation Test 1: Solenoid Valve, Model 76HH-002. TRC-SK10672 Rev. A - Electrical Assembly. Valve Comparison Chart, 76EE Series.
	8031-M-245-93-1	TRC-3727 DBA Humidity Values and Valve applicability agreement.
	8031-M-245-105-1	TRC Report 30R8 Applies to Model No. 76EE-001 to 013.
	8031-M-245-101-1	TRC Report 3814 Applies to Model No. 76E-014 to 016.
	8031-M-245-102-1	TRC Report 3815 Applies to Model No. 76EE-014 to 016.
52	LGS FSAR Table 6.2-17 "Containment Penetration Data."	
53	**	
55	Vendor Print 8031-E-24-2-2 Limitorque Valve Actuators dated 3/10/81.	
56	Vendor Print 8031-E-24-3-1 Limitorque Report #B0003 dated 6/7/76 "Qualification Type Test Report for	

**See Reference 78

Ref. No.	Title
	Limitorque Valve Actuators for Class 1E Service Outside Primary Containment."
57	Vendor Print 8031-E-24-1-1 Limitorque Report #B0009, dated 4/30/76 "Qualification Type Test Report for Limitorque dc Valve Actuators for BWR Service."
58	Vendor Print 8031-E-24-4-1 Limitorque Project #600376A, dated 5/13/76 "Qualification Type Test Report for Limitorque Valve Actuators for BWR Service."
59	Regulatory Guide 1.9 Rev. 2 December 1979 "Selection of Diesel Generator Set Capacity for Standby Power Supplies."
60	Document Control No. 116009 "LGS Auxiliary Electrical System Voltage Regulation Study" dated 12/24/81.
63	Bechtel General Specification 8031-G-11, Rev. 13. "General Project Requirements for Valve Motor Operators."
64	Bechtel General Specification 8031-G-12, Rev. 14. "General Project Requirements for Standard Instruments, Controls, and Local Control Boards Supplied with Station Equipment.
65	**
66	**
67	**
68	**
69	Vendor Print 8031-M-70-127-4, Paul Munroe Hydraulic, Inc. Qualification Report PA86231 with Appendices and Supplementary data.
71	Electric Calculation 6407E.09 Rev. 5 "Cable Sizing 125/250 Volt DC System."
72	Bechtel Specification 8031-E-17 Rev. 4 Section 6. "Battery Chargers" Design and Construction Details.
73	Document Control No. 117443. C&D Batteries letter to Bechtel, dated 1/15/82 "Cell Volts for Items 1, 2A, 3A and 5."
74	**

**See Reference 78

Ref. No.	Title
76	**
78	Bechtel General Specification 8031-G-18 Rev. 7 "General Project Requirements for Environmental Qualification of Class 1E Equipment Located in Harsh Environments."
79	Mechanical Calculation #M-76-42 Rev. 0 dated 2/16/82. "Environmental Conditions for RM202 Pipe Tunnel."
82	Vendor Prints: 8031-E-28B-71-1 8031-E-31A-23-1 8031-E-31B-51-1 — The Rockbestos Instruments Accuracy Document.
83	Vendor Prints: 8031-F-E-3-1-1 — FRC Final Report F-C5205-3 "Qualification Test Program for Terminal Blocks for Weidmuller." 8031-F-E-3-2-1 — Wyle Report No. 58687, dated 6/29/82 "Loss-of-Coolant Accident Testing of Five Weidmuller Terminal Blocks."
84	Vendor Prints: 8031-F-E-4-1-1 — Amp Qualification Report 110-11004, Released 2-2-82. 8031-F-E-4-2-1 — Amp Engineering Evaluation Report EER-35. 8031-F-E-4-3-1 — Amp Catalog Information - "Design Properties" of KYNAR insulation.
85	Bechtel Specification 8031-M-171 Rev. 3 "Specification for Environmental Qualification Service Conditions."
86	Vendor Prints: 8031-M-70-101-2S — Bettis Nuclear Qualification Test Report No. 37274 (incomplete) with Appendix FS-C: ASCO Test Report Appendix FS-D: NAMCO EA-790 Test Report. 8031-M-70-101-4S 8031-P-144-58-1 — Bettis Nuclear Qualification Test Report No. 37274 (incomplete). 8031-M-70-101-6S 8031-P-144-58-2S — Bettis letter dated 2/7/83. 8031-M-70-101-7S — NAMCO letter dated 2/7/83.
87	Vendor Print 8031-F-E-6-1-1 Qualification Test Report for Buchanan Terminal and Fuse Blocks.

**See Reference 78

Ref. No.	Title
93	Vendor Print 8031-F-E-1-1-1 "Markel Braided Fiberglass Sleeving."
94	Vendor Print 8031-F-E-2-4-1 "EQ Test Report for Raychem WCSF-N Nuclear In-Line Cable Splice Assemblies for Raychem Corp."
95	Vendor Print 8031-F-E-2-2-1 Raychem Report #EDR 2001 dated 8/10/78 "Heat Aging Study of WCSF Compound."
96	Vendor Print 8031-F-E-2-1-1 Raychem Report #EDR5019 dated 3/4/80 "Palo Verde I Test Report." 1
97	Vendor Print 8031-M-203-31-1 "Test Report Class 1E Design Qualification Testing of Analog High Range Radiation Monitor (RD-23, RP-2C, RP-23 and RP-20-01) dated 12/15/80.
103	Vendor Print 8031-M-66-185-6 "Environmental Qualification Test Report on the Alison Fire Detection/Extinguishment System Report #377-82.026, Rev. 0."
104	Vendor Print 8031-M-242-1-28-1 Limitorque Report #B0003, dated 6/7/76 "Qualification Type Test Report for Limitorque Valve Actuators for Class 1E Service Outside Primary Containment."
105	Vendor Print 8031-M-66-217-2 MCC Powers Report #377-81-13-A Rev. 3 dated 3/4/83 "Environmental Qualification Test Report on the MINCO Duct Mounted RTD Series S9322 for LGS."
106	Vendor Print 8031-M-69C-89-1, Reliance Electric Company Engineering Report "Nuclear Power Motor Systems Support Analysis Class H Insulation Qualified Life for 4824-RY Insulation, April 28, 1983 for Joy-Bechtel S/O 1XF-882464."
107	Vendor Print 8031-E-31B-50-1 Rockbestos Technical Report TS-YJK-3 dated June, 1982 "Bechtel/SF Questions on COAX Application."
108	Document Control No. 131919, Letter from Rockbestos to Bechtel dated 7/28/82 "Class 1E Qualification of 600 Volt Rated with 20 Mils of Insulation."
110	Bechtel Specification 8031-E-13 Rev. 6, Section 6.1 "Batteries Types and Ratings."
113	Vendor Print 8031-F-E-5-6-1 AMP Inc. Engineering Test Report 110-11506 (released 12/12, reissued 10/1/78). Amp Lugs, EQRR 194.

Ref. No.	Title
114	Vendor Print 8031-M-206-22-1 "Rosemount Qualification Test Report 108025, Rev. A."
115	Vendor Print 8031-M-235-37-1 "Comsip Delphi, Inc. H_2-0_2 Analyzer Test Plan and Report."
116	Letter Joy to AAF, dated 8/7/79 - Enclosure to letter AAF to BPC dated 8/23/79, Document Control No. 067910.
117	Vendor Print 8031-M-69C-28-3S Reliance Electric Co. Instructional Manual B-3645 - Duty Master Nuclear Service Class 1E Integral Horsepower Induction Motors December 1977.
119	Vendor Prints: 8031-M-70-101-5S ASCO Qualification Report No. AQR-67368 8031-P-144-67-1 Rev. 0 "Report on Qualification of ASCO DC #154711 Catalog NP-1 Solenoid Valves."
120	Document Control #148279 Lewis Control Systems Qualification Test of Sample Pump and Selected Pump Components under Simulated LOCA while Operational."
121	Bechtel Specific 8031-359 Rev. 1 "Valve Air Operator."
122	Vendor Print 8031-M-267-1 Vol. I, "NTS Report #548-8854-2 Rev. B Vol. 1 of 3 for Weed Instrument Co."
123	Calculation No. EQ-2, Rev. 3, Sh. 13E and 73B "Radiation Dose Calculation for H_2-0_2 Analyzer" for P.O. #8031-M-235.
124	Electrical Calculation #6470E24 "Voltage Regulation."
125	Vendor Prints: 8031-M-113-364-1 "Qualification for NAMCO Control Limit Switches Model EA-180" dated 3/3/78. 8031-M-113-364-5S "NAMCO Estimation of Qualified Life of Nuclear Switches" dated 4/26/79.
126	Vendor Prints: 8031-F-E-9-1-1 Rockbestos Report QR #1806R dated 5/3/83 "Qualification of Firewall III Class 1E Electric Cables (Irradiation Cross-Linked Insulation)." 8031-F-E-9-2-1 Rockbestos Report QR #1807R dated 5/3/83 "Qualification of Firewall III Class 1E Electric Cables (Chemically Cross-Linked Insulation)."

Ref. No.	Title
127	Vendor Prints: 8031-M-113-364-3S NAMCO Report No. QTR105 dated 8/28/80 8031-P-144-72-1 DC #154710 "Qualification of EA180 Series Limit Switches."
128	Vendor Print 8031-E-24-6-1 Limitorque Addendum A (to Report #B0003) Rev. C dated 10/15/79.
129	Vendor Print 8031-E-24-8-1 Limitorque Addendum A (to Report #B0009) Rev. C dated 10/16/79.
130	Vendor Print 8031-E-24-9-1 Limitorque Addendum A (to Report #600376A) Rev. B dated 1/23/79.
131	Vendor Prints: 8031-F-E-7-1-1 Conax Report ISP-713 dat 4/30/81 "Electric Conductor Seal Assembly Qualificaton Report." 8031-F-E-7-2-1 Conax Report IPS-725 Rev. A dated 12/2/81 "Installation Manual for Electric Conductor Seal Assemblies with Long Body."
132	Vendor Print 8031-F-E-7-3-1 Conax Report IPS-409.1 dated 2/25/82 "Addendum to Design Qualification Report IPS-409 for Electric Conductor Seal Assemblies (ECSAs).
133	Document Control No. 150520 dated 3/21/83 TWX from Conax to Bechtel "Addendum to Conax Report IPS-409.1."
134	Vendor Print 8031-M-113-331-1 and 2S "Nuclear Qualification Report for NAMCO EA-740 Limit Switches NAMCO Report QTR-111 Rev. 0."
135	Vendor Print 8031-E-33D-16-5 "Testing Report for P.O. #8031-E-33D-AC."
136	Bechtel Specification 8031-M-203 Rev. U "Process/Airborne Radiation Monitoring Systems."
137	Document Control No. 154713 NAMCO Test Report No. QTR-107, Rev. 0 dated 3/11/83 "Qualification of EA170 Series Limit Switches."
138	Document Control No. 154712 ASCO Test Report No. AQS-21678/TR Rev. A dated July 1979 "Report on Qualification of ASCO Catalog NP-1 Soleniod Valves."
139	Vendor Print 8031-E-7-477-4, BBC Report No. 33-55112-QSA Rev. 3, dated 5/17/83 "Class 1E Electrical Equipment Environmental Qualification Report."

Ref. No.	Title
140	Bechtel Calculation #2006 "Compartment Pressurization Due to Pipe Breaks in the Reactor Enclosure" Rev. 2.
141	Vendor Print 8031-E-10-283-3 (i) Letter, BBE to Bechtel, dated 6/6/83 "Qualification Information." (ii) BBE Report No. 33-55181-QS Rev. 2 dated 5/31/83. "Class 1E Electrical Equipment Qualification Report for Secondary Unit Substation Switchgear and BBE Supplied Transformer."
142	Vendor Prints: 8031-M-113-6-2S ITT Report No. 721.77.095 "NH90 Qualification Report." 8031-M-113-6-3S ITT Report No. 721.77.095, Addenudm #4 "HN91 and 95 Series Actuators Model B-92VAC/60HZ Input Power Tests-Summary and Conclusion." 8031-M-113-6-4S ITT Engineering Data and Qualification Reports. 8031-M-113-6-6S ITT Qualification Reports. 8031-M-113-6-7S "Limerick ITT Model Nos." AWV Transmittal dated 5/2/83. 8031-M-113-6-8S Mobil Oil Co. letter to Bechtel, dated 5/6/83 "Thermal Stability of Mobil SHC924 Oil." 8031-M-113-6-9S Gulf Radiation Technology Report GULF-RT-C12494, 1/25/73 Amended 3/75 "Radiation Testing of a Hydroamotor Actuator." 8031-M-113-263-2 "ITT Actuator Material and Processes Certification" dated 2/15/79.
143	Bechtel Specification 8031-M-66-R/8 "Heating, Ventilating and Air Conditioning Instruments and Controls."
144	Vendor Print 8031-M-66-279-8 MCC Powers Report No. 377-83.033 Rev. 3 dated 10/28/83. "Environmental Qualification Test Report on Safety Related HVAC Instruments for the LGS 1 and 2."
146	Vendor Print 8031-M-66-538-1 BBE Report No. RC-5027-B dated 5/20/83 "Qualification Report of Class 1E Electrical Equipment ITE-62L Time Delay Relay" and BBC Certification No.

Ref. No.	Title
	RC-5027-B dated 5/20/83 "Equipment Performance Specification."
147	Vendor Print 8031-F-E-12-1-1; FRC-F-C5022-1 Term. Blk. Qual. Test, dated 10/78.
148	Vendor Print 8031-F-E-11-1-1 (i) GE Qualification Report #235A1996, 5/18/72. (ii) Westinghouse Qualification Test Report #PEN-TR-77-30, 3/30/77. (iii) Elastimold Test Report Section No. 470-70, 12/73. (iv) EQG Calculation No. E-974-1.
149	Document Control No. 161927, dated 8/8/83. Letter, Limitorque to Bechtel, "Qualification Information."
150	Document Control No. 163158, dated 8/29/83. TWX, Limitorque to Bechtel "Qualification Information."
151	Vendor Print 8031-M-206-30(1)-1, 8031-M-206-30(2)-1, 8031-M-206-30(3)-1 "Qualification Report No. D830040 with Wyle Report No. 45592-3."
153	Vendor Print 8031-F-E-2-5-1 Wyle Report No. 58442-2 "Environmental Qualification Test Report of Raychem Nuclear Cable Breakout and End Sealing Kits."
154	Vendor Print 8031-F-E-2-6-1 Wyle Report No. 48452-3 "Environmental Qualification Test Report of Raychem N-MCK Nuclear Motor Connection Kits."
155	Vendor Print 8031-F-E-2-7-1 Wyle Report No. 58722-1 "Environmental Qualification Test Report of Raychem NPKV Nuclear Plant Stub Conntection Kit."
156	Vendor Print 8031-F-E-2-8-1 Wyle Report No. 58722-6 "Environmental Qualification Test Report of Raychem Nuclear Plant Kit (NKP)."
157	Vendor Pring 8031-F-E-2-9-1 Raychem Report EDR-5037 Rev. 2 "Performance Test of 8 kV In-Line Type Motor Connection Splices, Raychem Type NMCK8."
158	Document Control No. 165065, dated 9/22/83. Letter, Raychem to Bechtel, "Qualification Information."
159	Vendor Print No. 8031-F-E-13-2-1 "Nuclear Environmental Qualification Test Report No.

Ref. No.	Title
	ES-2000 Rev. A, on EGP, EML, ETR Series Relays by Control Products Division, Amerace Corporation."
160	EQG Calculation EE1130-1.
161	Vendor Print 8031-M-66-672-2 CCL Report No. A-600-83 dated 10/19/83 "Nuclear Environmental Qualification Report of Six HVAC Control Devices for LGS Units 1 and 2."
162	Vendor Print 8031-M-66-720-1 (i) CCL Report No. A-606-83 date 11/30/83 "Environmental Qualification Report of Two FCI Flow Switches." (ii) FCI Report No. 708188 Dated 9/8/83 "Hermetic Seal Analysis"
163	Vendor Print 8031-M-203-48-1 General Atomic Report No. E-255-978 "Energy Response Test and Dose Rate Calibration of Model RD-23 High-Range Radiation Monitor Detector."
164	Document Control No. 157445 Letter, ASCO to Bechtel 6/9/83, "Qualification Information."
165	Vendor Prints: 8031-FSC-198-66-1(F) Report M-97 Accelerated Thermal and Radiation Aging of BISCO SF-150NH Nov. 24, 1981." 8031-FSC-198-68-1(F) "FNR-PML Report 4-77 Gamma Irradiation Damage Tests BISCO Foam Samples." 8031-FSC-198-83-1(F) "Heat Aging Data for DOW CORNING 3-6548 Silicone RTV Foam." 8031-FSC-198-86-1(F) "Certification of Compliance for Thermal Aging of SGR600 boot fabric and BISCOSEAL." 8031-FSC-198-93-2(F) "Material data Sheet" for Silicone foam and SF-20." 8031-FSC-198-94-1(F) "Information about Silicone RTV Foam."
166	Vendor Print 8031-M-203-67-1 General Atomic E-115-1070 "Digital High-Range Radiation Monitor System Equipment Manual.
167	Vendor Prints: 8031-M-266-12(1)-1 "ITT Barton Qualification 8031-M-266-12(2)-1 Test Report No. R3-580A-9 8031-M-266-12(3)-1 (12/22/83) on ITT Barton 580A

Ref. No.	Title
	8031-M-266-12(4)-1 Series Differential Pressure Switches."
168	Document Control No. 171561 dated 1/3/84, TWX from Consip to Bechtel "Oxygen Analyzer Accuracy."
169	EQG Calc. No. E-982-1 Rev. 0 "NAMCO EA-180 Switches 180 Days Post-LOCA Requirements"
170	Vendor Prints: 8031-M-245C-24-1 Valcor Document NO. S-1441 Rev. B dated 10/5/82 "Qualification Analysis Report for Class 1E Nuclear Valves" 8031-M-245C-25-1 Valcor Document No. QR526-5683-6 Rev. C dated 6/21/83 "Qualification Test Report on Solenoid Valves" 8031-M-245C-26-1 (a) Valcor Document No. QR52600-515 Rev. C dated 11/12/79 "Qualification Test Report for IEEE Class 1E Solenoid Valves" (b) Valcor Document No. SKA-11618 Rev. A "Similarity Qualification Test Report on Solenoid Valves"
171	EQG Calc. EE-1626-1 "Valcor Solenoid Valves 180 Days Post-LOCA Requirements"
172	M/R 8031-M-245C "Quality Assured Process Solenoid Valve"
173	Vendor Print 8031-F-E-14-1-1 (a) FIRL Final Report F-C4497-2 "Qualification Tests of Electric Cables Under Simulated Reactor Containment Service Conditions Including LOCA" dated March 1977. (b) GE Spec. No. CW-1454 dated 2/16/79 "Specifications for Vulkene Supreme Power and Control Cables" (c) GE Product Data PD-8 dated 6/30/77
174	EQG Calc. No. E-1688-1 "Qualification of General Electric Vulkene Supreme Cables"
175	Vendor Print 8031-M-267-18-2 Weed Instrument Co. Document No. 3035-00124-016 Rev. 2 "IEEE 323-1974 Project Specific Similarity Analysis Addendum to Qualification Report No. 548-8854-2."
176	Document Control No. 155779, ASCO Letter to Bechtel.
177	Document Control No. 173895, ASCO Engineering Report #213.
178	Document Control No. 174750 "Radiation Qualification of Love Controls Proportional Controller."

Ref. No.	Title
179	(a) Document Control No. 154712, ASCO Test Report No. AQS21678/TR Rev. A "Generic Qualification of ASCO NP-1 Solenoid Valves." 1 (b) Document Control No. 155803 "Supplement #3 To AQS-21678/TR."
500	GE Letter T-4793 Design Report-Anticipated Transient Without Scram (ATWS) BOP Information Spec. 22A8465.
501	FSAR Section 5.4.1.1.1 Reactor Coolant System and Connected Systems, Design Basis, Residual Heat Removal Mode (Shutdown Cooling Mode). EQG Calculation No. E-974-1. 1
502	FSAR Section 5.4.7.1.2 Reactor Coolant System and Connected Systems, Design Basis, Design Basis for Isolation of RHR from Reactor Coolant System.
503	FSAR Section 5.4.7.1.2 Reactor Coolant System and connected Systems, Design, Basis, Design Basis for Reliability and Operability.
504	FSAR Section 5.4.7.2.2 Reactor Coolant System and Connected Systems, System Design, Equipment and Component Description.
505	FSAR Section 5.4.7.2.6 Reactor Coolant System and Connected Systems, System Design, Manual Action.
506	FSAR Section 5.4.8 Reactor Coolant System and Connected Systems, Reactor Water Cleanup (RWCU) System.
507	FSAR Section 6.2.3.2.3 Engineered Safety Features, System Design, Containment Bypass Leakage.
508	FSAR Section 6.2.3.2.3.1 Engineered Safety Features, System Design Water Seals.
509	FSAR Section 6.2.4.3.1.3.1.5 Engineered Safety Features, Design Evaluation, RHR, RCIC, CS, and HPCI Pump Suction Lines.
510	FSAR Section 6.2.4.3.1.2.2.1 Engineered Safety Features, Design Evauation, Main Steam, RCIC, and HPCI Steam Lines, and RHR Shutdown Cooling Supply Line.
511	FSAR Section 6.2.4.3.1.3.1.1 Engineered Safety Features, Design Evaluation, CS, HPCI, and RHR Test Line and Minimum Flow Bypass Lines.
512	FSAR Section 6.2.4.3.1.3.1.4 Engineered Safety Features, Design Evaluation, HPCI Turbine Exhaust Line.

Ref. No.	Title
513	FSAR Section 6.2.4.3.1.3.2.4 Engineered Safety Features, Design Evaluation, RCIC and HPCI Turbine Exhaust Vacuum Breaker Lines.
514	FSAR Section 6.2.5.2.1 Engineered Safety Features, Combustible Gas Control In Containment, Containment Hydrogen Recombiner Subsystem.
515	FSAR Section 6.3.2.2.1 Engineered Safety Features, Emergency Core Cooling Systems, Equipment and Component Descriptions, High Pressure Coolant Injection (HPCI) System.
516	FSAR Section 6.3.2.2.3 Engineered Safety Features, Emergency Core Cooling Systems, Equipment and Component Descriptions, Core Spray (CS) System.
517	FSAR Section 6.3.2.2.4 Engineered Safety Features, Equipment and Component Descriptions, Low Pressure Coolant Injection System.
518	FSAR Table 6.2-25 ESF Containment Penetrations Compliance with 10CFR Part 50, Appendix J.
519	FSAR Table 6.2-26 ESF Remotely Actuated Valves Required for Post-Accident System Isolation.
520	FSAR Table 6.2-27 ESF Essential/Nonessential Systems.
521	FSAR Section 9.2 Auxiliary Systems, Water Systems.
522	FSAR Section 9.2.3.2 Auxiliary Systems, System Description.
523	FSAR Section 9.4.5.1 Auxiliary Systems, Containment Atmospheric Control (CAC) System.
524	FSAR Section 9.3.5 Auxiliary Systems, Standby Liquid Control System.
525	FSAR Secton 10.4.7 Steam and Power Conversion System, Condensate and Feedwater Systems.
526	FSAR Section 10.4.7.2.2 Steam and Power Conversion Systems, System Description, Feedwater System.
527	FSAR Section 5.4.6.1 Reactor Coolant System and Connected Systems, Reactor Core Isolation Cooling System Design Bases.
528	FSAR Section 6.2.4.3.1.3.1.2 Engineered Safety Features, Design Evaluation, RCIC Turbine Exhaust, Vacuum Pump Discharge and RCIC Pump Minimum Flow Bypass Lines.

Ref. No.	Title
529	FSAR Section 7.4.1.1.3.1 Instrumentation and Control Systems, Systems required for Safe Shutdown, Reactor Core Isolation Cooling System, General.
530	BPC Memorandum (Document ControlNo. 154981) Radiation Dose for Rooms 502 and 576.
532	FSAR Section 9.2.2.2 Water Systems, Engineering Service Water System, System Description.
533	FSAR Section 6.5.1.1.2 Fission Product Removal and Control Systems, Standby Gas Treatment System, System Description.
534	FSAR Section 9.4.2.1.3 Heating, Ventilation, and Air Conditioning systems, Reactor Enclosure and Refueling Area Ventilation Systems, System Evaluation.
535	Vendor Print 8031-M-70-101-7S NAMCO Report for EA 740, Drawing NO. EA 749-20010. Limit Switches, EQRRs 145, 142.
536	FSAR Section 9.3.1.3.2 Process Auxiliaries, Primary Containment Instrument Gas System, System Description.
537	FSAR Section 6.2.
538	FSAR Section 9.2.2.3 Water Systems, Emergency Service Water System, Safety Evaluation.
540	Vendor Print 8031-M-206-26-1 Rosemount EQRR 1 (needs further details).
544	FSAR Section 9.4.2.2.1 Heating, Ventilation, and Air Conditioning Systems, Reactor Enclosure and Refueling Area Ventilation Sytems, Safety-Related Reactor Enclosure Air Cooling System, Design Basis.
545	FSAR Section 9.4.1.5.1 Heating, Ventilation, and Air Conditioning Systems, Control Room and Control Structure Ventilation Systems, SGTS Equipmnet Compartment HVAC Systems, Safety Evaluation.
546	FSAR Section 9.4.5.2.3 Heating, Ventilation, and Air Conditioning Systems, Primary Containment Ventilation Sysem, Drywell Air Cooling System, Design Basis.
547	FSAR Section 6.5.1.3.2 Engineered Safety Features, Fission Product Removal and Control Systems, Reactor Enclosure Recirculation System Filter Units, System Description.

Ref. No.	Title
548	FSAR Section 9.4.2.1.1 Heating, Ventilation, and Air Conditioning systems, Reactor Enclosure and Refueling Area Ventilation Systems, Design Basis.
549	FSAR Section 6.2.5.2.2 Engineered Safety Features, Combustible Gas Control in Containment, Combustible Gas Analyzer Subsystem.
550	FSAR Section 9.3.1.3.3 Process Auxiliaries, Compressed Air and Gas Systems, Primary Containment Instrument Gas System, Safety Evaluation.
600	BPC EQG Calculation E-960-1 Rev. 0 dated 3/29/83. NAMCO Limit Switches, models EA180 and EA740, EQRR 150.
601	BPC EQG Calculation E-715-1 Rev. 0 dated 3/8/83. Weed RTDS, EQRR 179.
602	BPC EQG Review Notice 1084E, dated 6/1/83. Reliance Motor Temperature and Radiation Evaluation, EQRR 63.
603	BPC EQG Calculaton E-1053-1 Rev. 0 dated 5/16/83. ITT Electro-Hydraulic Actuator, EQRR 149.
604	BPC EQG Calculation E-609-1 Rev. 0 dated 10/14/82. Rosemount Transmitters, EQRR 1.
605	BPC EQG Calculation E-856-2 EQRR 182.
606	BPC EQG Calculation 292 Part 3-3 dated 3/4/83. AMP Lugs, EQRR 194.
607	BPC EQG Calculation E-712 Rev. 0 dated 1/11/83. Cutler Hammer MCCs, Champlain Cable, EQRR 16.
608	BPC EQG Calculation E-1057-1 Rev. 0 dated 7/15/83. Buchanan Terminal Blocks, EQRR 205.
609	BPC EQG Calculation E-965-1 Rev. 0 dated 3/29/83. ASCO NP-1 180 Days Post LOCA Requirements.
610	BPC EQG Calculation E-974-1 Rev. 0 dated 7/16/83. EQ Analysis fo rElastimold Connectors.
611	PECO EQG Radiation Analysis Reference EPRI NP-1588, EQRR 58.
612	BPC EQG Calculation E-109A-3 Rev. 1 dated 2/25/83. Limitorque Motor Operators, EQRRs 91, 92, 93, 96, 98, 99, 100, 101, 102, 103, 104, 105, 106, 109, 110, 111, 112, 115, 118, 120, 121, 123, 125, 127 and 207.

Ref. No.	Title
613	BPC EQG Calculation E-557 (Part I)-2. Limitorque Motor Operators, EQRRs (Same as 612).
614	BPC EQG Calculation E-93A-2 Rev. 0 dated 3/29/83. Limitorque Motor Operators, EQRRs (Same as 613).
615	BPC EQG Calculation E-246 (Part 2)-1 Rev. 2 dated 3/22/83. Limitorque Motor Operators, EQQ 120.
616	BPC EQG Calculation E-91-3 Rev. 1 dated 3/22/83. Limitorque Motor Operators, EQRRs 89, 90, 104, 120, 123, and 207.
617	BPB EQG Calculation E-1071-1 Rev. 0 dated 5/25/83. Potter Brumfield Relay, Littleman Fuse Holder, Bussman fuse, SIS Wire, SSK Heater Cable, Cold Lead, and Thermocouple qualification EQRR 26.
618	BPC IOM 144933 dated 1/13/83 to W. C. McDaniel from D. T. Dexheimer. SGTS Heater temperature Detector (Thermal Cutouts) Radiation qualification, EQRR 184.
619	BPC IOM 128730 dated 6/24/82 to W. C. McDaniel from D. T. Dexheimer. H2/02 Combustible Gas Analyzers Pump Motor Radiation Requirement, EQRR 59.
620	BPC EQG Calculation E-246 (Part 2)-1 Rev. 1 dated 3/22/83. Limitoque Motor Operators, EQRR 120.
621	BPC EQG Calculation E-246 (Part 2)-1 Rev. 1 dated 3/22/83. Limitorque Motor Operators, EQRR 207.
622	Thermal Cutout Qualification Calculation.
623	BPC EQG Calculation E-1573-1, Namco Limit Switches Post LOCA Requirements.
700	BPC DCN 155779 Automatic Switch Company letter to BPC dated 5/17/83. ASCO Pressure Differential Switch, EQRR 142.
701	Vendor Letters Westinghouse Electric dated 6/1/83 and 10/14/83, BPC Document Control Numbers 128881, and 138569, respectively. Safeguard Fill Pump Motors, EQRR 73.
800	Package 100; Rosemount Transmitters, 1151 Series: Report #37327B; Qualification of Differential Pressure Transmitters for General Electric, San Jose for Essential Service. Report #127227; Nuclear Service Qualification Testing, Interim Report, Rosemount Incorporated Model 1151DP Differential Transmitter.

Ref. No.	Title
801	Package 200; Target Rock Corp. Report #2199; Report of Test on TRC Model 7567F S/R Valve Pneumatic Actuator Assembly. Report #2063C; Qualification Test Procedure 1/2" 3-way Solenoid Valve Assembly. Draft Technical Manual, Model 7567F.
802	Package 300; PYCO Temperature Elements Report #111275; Method of Measuring Air flow for Thermocouple Response for PYCO. Report #122375; Report of Environmental Aging of Thermocouple Assemblies.
803	Package 400; Conax Explosive Trigger Assembly Report #TR-39; Environmental Qualification Test Report for Conax Valve P/N 1832-159-01.
804	Package 500; ECCS Pump Motor Report #NEDE-30125; Limerick 1 and 2, ECCS Motor Data Comparison with Qualification Data.
805	Package 600; Ametek Flow Element Environmental Qualification Report for E32-N006B,F,K,P.
806	Package 700; Ametek Flow Transmitter Environmental Qualification Report for E32-N053B,F,K,P.
807	Package 800; MSIV Pilot Valve Report #2792-03-03; Rockwell Test Report Report #126-62; Environmental Testing of MSS/RV Air Control Valves. Report #2864-02-01; Rockwell Test Report.
808	Package 900; GECO Heater Environmental Qualification Report for E32-B001.
809	Package A00; Siemens Motor Environmental Qualification Report for E32-C001 and C002.
810	Package B00; Gould Transmitter Environmental Qualification Report for E41-N062B,F.

11.0 NRC QUESTIONS AND PECO RESPONSES

This section contains copies of the questions received from the NRC on December 19, 1983 concerning the LQS Electrical Equipment Qualification Program and the Philadelphia Electric Company's responses. In addition, the answer to question Q270.8 includes PECO's response to supplemental requests by the NRC for information on the Surveillance and Maintenance Programs for Class 1E cables located inside containment. 1

11.0 NRC QUESTIONS AND PECO RESPONSES

This section contains copies of the NRC questions concerning the LQS Electrical Equipment Qualification Program and the Philadelphia Electric Company's responses. 1

UNITED STATES
NUCLEAR REGULATORY COMMISSION
WASHINGTON, D. C. 20555

OCT 19 1983

Docket Nos.: 50-352
and 50-353

Mr. Edward G. Bauer, Jr.
Vice President & General Counsel
Philadelphia Electric Company
2301 Market Street
Philadelphia, Pennsylvania 19101

Dear Mr. Bauer:

Subject: Request for Additional Information in the Limerick Operating License Application

As a result of our continuing review of the environmental qualification program in the Limerick Generating Station, Unit Nos. 1 and 2, we have developed the enclosed positions and requests for additional information.

Please amend your application to comply with the requirements listed in the Enclosure. Our review schedule is based on the assumption that the additional information will be available for our review by December 30, 1983. If you wish clarification of the requests or if you cannot meet these dates, please telephone the Licensing Project Manager, L. Kintner, within seven days after receipt of this letter.

Sincerely,

A. Schwencer

A. Schwencer, Chief
Licensing Branch No. 2
Division of Licensing

Enclosure:
As stated

cc: See next page

270.0 Environmental Qualification Section EQB

270.1 (SRP 3.11) FSAR Table 3.2-1, which lists the structures systems and components that are under the control of the Limerick QA program, is expected to be amended to resolve an open item in Section 17.3 of the Limerick SER. Amend FSAR Table 3.2-1 to be acceptable to the NRC and correlate the systems listed in the amended Table 3.2-1 of the FSAR with the systems listed in Appendix A, "List of Systems Important to Safety", of the environmental qualification (EQ) program submittal of October 1983. Provide justification for any system listed in Table 3.2-1 which is excluded from Appendix A (e.g., all components of the system are located in a mild environment, etc.). Identify the Class IE function for any systems which are added to Appendix A.

270.2 (SRP 3.11) Identify, by categories listed in NUREG-0737, the components included in the qualification program in response to TMI Action Plan Requirements.

270.3 (SRP 3.11) Provide a statement that IE equipment located in areas which experience a significant increase in radiation during a LOCA has been reviewed for possible damage to solid state devices.

270.4 (SRP 3.11) Indicate your compliance with a one hour time margin for equipment with operability times less than 10 hours, or provide justifications for reduced margins.

270.5 (SRP 3.11) Final rule, 10 CFR 50.49, states that equipment required to remain functional during and following design basis events be included in the qualification program. Indicate that all design basis events (e.g., moderate energy line breaks, fuel handling accident, etc.) as defined in the rule, have been considered in the development of the list of systems and equipment submitted.

270.6 (SRP 3.11) Verify that your EQ program includes, without exception, all Reg. Guide 1.97, Rev. 2 Category 1 and 2 equipment in a harsh environment which is currently installed or which will be installed prior to fuel load.

270.7 (SRP 3.11) The temperature profile, Figure 3C, shown on page C-30 of your October 1983 submittal is not consistent with that in the FSAR. Also the method and results of the temperature calculation in the FSAR are expected to be amended in accordance with Section 6.2.1.3.3 of the Limerick SER (NUREG-0991). Revise Figure 3C in the EQ program and applicable portions of the FSAR to be consistent with the temperature profile accepted by the NRC staff in NUREG-0991.

270.8 (SRP 3.11) Provide information on the specific maintenance/ surveillance activities to be performed on 1) Cables located inside containment, 2) Limitorque valve operators, 3) ASCO solenoid valves, 4) Conax electrical penetrations, 5) temperature/pressure/level sensors and transmitters.

270.9 (SRP 3.11) A number of EQRR sheets state that deficiency resolutions are to be completed by December 1, 1983. Please provide the revised qualification status and EQRR for those component items for which the deficiencies have been resolved.

270.10 (SRP 3.11) A number of discrepancies have been noted in the EQRR sheets, for example;

- EQRR 1, pages 766 through 777, states that the required accuracy is to be determined yet the equipment is listed as qualified with no outstanding items

- EQRR 142, pages 495 through 568, reference 119 is used as the qualification document for ASCO solenoid release model X8018A4. This model could not be located in reference 119.

- EQRR 182, pages 569 through 588 and 1246 through 1255, the accuracy requirement is not specified yet the equipment is listed as qualified with no outstanding items

- EQRR P311, page 1095, shows inadequate margin for operating time and radiation. EQRR P106, page 1300, specified radiation is not enveloped.

- EQRR pages 815 and 853 show deficiencies in temperature and/or pressure but no resolution is stated.

These and all other similar discrepancies must be eliminated. Revised EQRR sheets should be resubmitted prior to the site audit to reflect any changes in the qualification status.

270.11 (SRP 3.11) Appendix C, table 1 of the EQ submittal references notes in superscript letters appearing in columns titled "pressure", "temperature" and Humidity". These reference notes appear to have been omitted. Please provide reference notes a through q.

270.12 (SRP 3.11) Indicate what actions will be taken for equipment items whose "qualified life" is less than 40 years.

PHILADELPHIA ELECTRIC COMPANY

2301 MARKET STREET

P.O. BOX 8699

PHILADELPHIA, PA. 19101

(215) 841-4502

JOHN S. KEMPER
VICE-PRESIDENT
ENGINEERING AND RESEARCH

January 16, 1984

Mr. A. Schwencer, Chief
Licensing Branch No. 2
Division of Licensing
U. S. Nuclear Regulatory Commission
Washington, D.C. 20555

Docket Nos. 50-352
50-353

Subject: Limerick Generating Station, Units 1 and 2
Environmental Qualification Report

Reference: Letter from A. Schwencer to E. G. Bauer, Jr.
dated December 19, 1983

File: GOVT 1-1 (NRC)

Dear Mr. Schwencer:

The reference letter transmitted requests for additional information (RAI) from the Environmental Qualification Section. Enclosed are our responses to these RAI. As an aid to your review of the response to RAI 270.7, we have enclosed the report referenced in the response, Drywell Temperature Response to a Small Steam Break.

These responses will be included in Revision 1 of the Environmental Qualification Report scheduled to be submitted in April, 1984.

Sincerely,

John S. Kemper

JLP/gra/010984435

Enclosures

Copy to: See Attached Service List

Additional Information Required for
Limerick Environmental Qualification Program

Q 270.1
(SRP 3.11)

FSAR Table 3.2-1, which lists the structures systems and components that are under the control of the Limerick QA program, is expected to be amended to resolve an open item in Section 17.3 of the Limerick SER. Amend FSAR Table 3.2-1 to be acceptable to the NRC and correlate the systems listed in the amended Table 3.2-1 of the FSAR with the systems listed in Appendix A, "List of Systems Important to Safety", of the environmental qualification (EQ) program submittal of October 1983. Provide justification for any system listed in Table 3.2-1 which is excluded from Appendix A (e.g., all components of the system are located in a mild environment, etc.). Identify the Class IE function for any systems which are added to Appendix A.

Response

The requested systems correlation is shown on the following pages.

SYSTEM CORRELATION

TABLE 3.2-1 SYSTEMS		ENVIRONMENTAL QUALIFICATION REPORT	JUSTIFICATION FOR EXCLUSION
I	NSSS		
A.	Reactor System	Not included	Does not contain electrical equipment.
B.	Nuclear Boiler System	Nuclear Boiler System Nuclear Boiler Instrumentation Nuclear Steam Supply Shutoff System	Not applicable.
C.	CRD Hydraulic System	Same	Not applicable.
D.	Recirculation System	Reactor Recirculation System	Not applicable.
E.	Reactor Water Cleanup System	Same	Not applicable.
F.	Traversing Incore Probe (TIP) System	Not included except TIP drive isolation valves which are included in Primary Containment Instrument Gas System.	Not required to mitigate the effects of a Design Basis Event.
II	Engineered Safety Features		
A.	Reactor Core Isolation Cooling (RCIC) System	Same	Not applicable.
B.	Residual Heat Removal System	Same	Not applicable.
C.	Core Spray System	Same	Not applicable.
D.	High-Pressure Coolant Injection (HPCI) System	Same	Not applicable.
E.	Standby Liquid Control System	Same	Not applicable.
III	Fuel Storage and Handling: Reactor Vessel Servicing	Not included except RHR inter-tie valves which are included in Residual Heat Removal (RHR).	Not required to mitigate the Effects of a Design Basis Event.
IV	Radioactive Waste Management	Not included.	Not required to mitigate the Effects of a Design Basis Event.

Question 270.1

TABLE 3.2-1 SYSTEMS	ENVIRONMENTAL QUALIFICATION REPORT	JUSTIFICATION FOR EXCLUSION
V. Water Systems		
A. Service Water System	Not included	All equipment located in a mild environment area.
B. Emergency Service Water System	Same	Not applicable.
C. RHR Service Water System	Residual Heat Removal (RHR)	Not applicable.
D. Reactor Enclosure Cooling Water System	Reactor Enclosure Cooling Water - Iso Valves	Not applicable.
E. Turbine Enclosure Cooling Water System	Not included.	All equipment located in a mild environment area.
F. Circulating Water System	Not included.	All equipment located in a mild environment area.
VI Diesel Generator System	Not included.	All equipment located in a mild environment area.
VII Heating, Ventilating, and Air Conditioning Systems		
A. Control Structure	Not included.	All equipment located in a mild environment area.
B. Reactor Enclosure and Refueling Area		
1. Reactor Enclosure and Refueling Aea	Reactor Enclosure HVAC Recirc. Mode	Not applicable.
2. Refueling Floor HVAC System (Normal Operation)	Not included.	Not required to mitigate the Effects of a Design Basis Event.
3. Reactor Enclosure Air Recirculation System	Reactor Enclosure HVAC Recirc. Mode.	Not applicable.
4. Standby Gas Treatment System	Same	Not applicable.
5. RHR, HPCI, RCIC and CS Rooms HVAC	ECCS Pump Room HVAC	Not applicable.

TABLE 3.2-1 SYSTEMS	ENVIRONMENTAL QUALIFICATION REPORT	JUSTIFICATION FOR EXCLUSION
C. Primary Containment		
1. Drywell Cooling System	Drywell HVAC	Not applicable.
2. Purge System	Containment Atmospheric Control System (CAC)	Not applicable.
3. Hydrogen Recombiner	Added	Note 1
4. Vacuum Relief System	Not included.	Does not contain safety-related electrical equipment.
D. Radwaste and Offgas Enclosure	Not included.	All equipment located in a mild environment area.
E. Turbine Enclosure	Not included.	All equipment located in a mild environment area.
F. Diesel-Generator Enclosure	Not included.	All equipment located in a mild environment area.
G. Spray Pond Pump Structure	Not included.	All equipment located in a mild environment area.
H. Miscellaneous Pump Structures Schuylkill, Perkiomen, Circulating Water	Not included.	All equipment located in a mild environment area.
I. Miscellaneous Structures (Auxiliary Boiler, Fuel Oil Transfer, Water Treatment, Sewage Treatment)	Not included.	Does not contain safety-related electrical equipment.
J. Administration Building	Not included.	Does not contain safety-related electrical equipment.
K. Hot Maintenance Shop	Not included.	Does not contain safety-related electrical equipment.

Note 1 - Although the manufacturer has conducted an environmental qualification test for this system, the BWR Owners Group has demonstrated that the Hydrogen Recombiners are not required to serve any safety function in BWR's with inerted containments. This position is expressed in BWR Owners Group letter to D. G. Eisenhut (NRC) dated 8/13/82 and NUSCO letter to W. J. Dircks (NRC) dated 8/6/82. The NRC Staff is continuing its consideration of this issue (ref. SECY-83-292). The Hydrogen Recombiners may be deleted from the Environmental Qualification Report Appendix A & B lists subsequent to an NRC Staff decision.

Question 270.1

TABLE 3.2-1 SYSTEMS	ENVIRONMENTAL QUALIFICATION REPORT	JUSTIFICATION FOR EXCLUSION
VIII Main Steam and Power Conversion System	Not included.	All equipment located in a mild environment area.
IX Instrumentation and Control Systems		
A. Reactor Protection (Trip) System	Nuclear Boiler System	Not applicable.
B. Engineered Safety Features System		
1. Emergency core cooling Systems:		
High pressure coolant injection.	Same	Not applicable.
Automatic depressurization system.	Nuclear Boiler System	Not applicable.
Core spray	Same	Not applicable.
Low pressure coolant injection (RHR)	Residual Heat Removal (RHR)	Not applicable.
2. Primary containment and reactor vessel isolation control system.	Not included	All equipment location in a mild environment area.
3. Class 1E powe system	4 kV Power 440 V Load Centers and MCC's	Not applicable.
4. RHR containment spray mode.	Residual Heat Removal (RHR)	Not applicable.
5. Service water systems:		
RHR service water	Residual Heat Removal (RHR)	Not applicable.
Emergency service water	Same	Not applicable.
6. Containment atmospheric control systems:		
Combustible gas control system	Containment Atmospheric Control System	Not applicable.
Combustible gas monitoring system	Containment Atmospheric Control System	Not applicable.

Question 270.1

TABLE 3.2-1 SYSTEMS	ENVIRONMENTAL QUALIFICATION REPORT	JUSTIFICATION FOR EXCLUSION
Primary containment vacuum relief system	Containment Atmospheric Control System	Not applicable.
7. Main steam line isolation valve leakage control system.	Main Steam Isolation Valve-Leakage	Not applicable.
8. RHR suppression pool cooling system.	Residual Heat Removal (RHR)	Not applicable.
9. Reactor enclosure recirculation system.	Reactor Enclosure HVAC-Recirc. Mode	Not applicable.
10. Reactor enclosure isolation system.	Reactor Enclosure HVAC-Recirc. Mode	Not applicable.
11. Habitability and control room isolation	Not included.	All equipment located in a mild environment area.
12. Standby gas treatment filter room and acees area unit coolers.	Not included.	All equipment located in a mild environment area.
13. Diesel-generator enclosure ventilation system.	Not included.	All equipment located in a mild environment area.
14. Spray pond pump structure ventilation system.	Not included.	All equipment located in a mild environment area.
15. ESF switchgear and battery rooms cooling system.	Not included.	All equipment located in a mild environment area.
16. Emergency core cooling system pump compartment unit coolers.	ECCS Pump Room HVAC	Not applicable.
17. Drywell unit coolers	Drywell HVAC	Not applicable.
18. Control enclosure chilled water system	Not included.	All equipment located in a mild environment area.

TABLE 3.2-1 SYSTEMS	ENVIRONMENTAL QUALIFICATION REPORT	JUSTIFICATION FOR EXCLUSION
19. Auxilary equipment room ventilation system.	Not included.	All equipment located in a mild environment area.
20. Standby gas treatment system.	Same	Not applicable.
C. Safety-Related Display Instrumentation.	Various Systems - Identified by Note 0 in EQR.	Not applicable.
D. Systems Required for Safe Shutdown.		
1. Reactor core isolation cooling system.	Same	Not applicable.
2. Standby liquid control system.	Same	Not applicable.
3. Reactor shutdown cooling mode of the RHR system	Residual Heat Removal (RHR)	Not applicable.
4. Remote shutdown system	Not included.	All equipment located in a mild environment area.
E. Control Systems Not Required For Safety	Not included	Not required to mitigate the Effects of a Design Basis Event.
1. Reactor pressure vessel instrumentation.		
2. Reactor manual control system.		
3. Recirculation control system.		
4. Feedwater control system.		
5. Pressure regulator and turbine generator system.		

TABLE 3.2-1 SYSTEMS	ENVIRONMENTAL QUALIFICATION REPORT	JUSTIFICATION FOR EXCLUSION
6. Neutron monitoring system Traversing incore probe Rod block monitor Source range monitor		
7. Reactor water cleanup system.		
8. Spent fuel pool cooling and cleanup system.		
9. Radwaste system Gaseous radwaste system Liquid radwaste system Solid radwaste system		
10. Area radiation monitoring system.		
11. Process computer.		
12. Containment instrument gas system.		
13. Refueling interlocks		
14. Leak detection system.		
15. Fire protection and suppression system.		
16. Non-Safety-Related equipment area cooling ventilation systems.		
17. Process radiation monitoring system.		
18. Rod sequence control system.		

TABLE 3.2-1 SYSTEMS	ENVIRONMENTAL QUALIFICATION REPORT	JUSTIFICATION FOR EXCLUSION
X Electric Systems		
A. Engineered Safety Features AC Equipment		
1. 4 kV switchgear, including safeguard bus feeder breakers, protective relays, control panels.	4 kV Power	Not applicable.
2. 440 V load centers, including 4160/440 V transformers, protective relays, control panels.	440 V Load Centers and MCC's	Not applicable.
3. 440 V motor control centers.	440 V Load Centers and MCC's	Not applicable.
B. Engineered Safety Features DC Equipment		
1. 125 V and 125 V/250V station batteries and racks, battery chargers	Not included	All equipment located in a mild environment area.
2. Motor control center and distribution panels, including protective relays.	Safeguard DC Power	Not applicable
C. 120 V Vital AC System Equipment		
1. 120 V distribution panels	Not included.	All equipment located in a mild environment area.
D. Electric Cables for Safety-Related Equipment		
1. 5 kV power cables	Class 1E Power Interfaces	Not applicable.

TABLE 3.2-1 SYSTEMS	ENVIRONMENTAL QUALIFICATION REPORT	JUSTIFICATION FOR EXCLUSION
2. 600 V power cables, including all dc power cables.	Class 1E Power Interfaces	Not applicable.
3. Control and instrumentation cables.	Class 1E Power Interfaces	Not applicable.
E. All Other Instrumentation Systems Required for Safety		
1. Process radiation monitoring system.	Same	Not applicable.
2. Neutron monitoring system	Not included	Required for RG 1.97, however it performs its safety function prior to exposure to harsh environment. System exempted in its entirety. Not required to mitigate the Effects of a Design Basis Event.
3. Safety relief valve position indication.	Same	Not applicable.
4. Leak detection systems Main steam line leak detection RCIC system leak detection RWCU system leak detecton HPCI system leak detection	Plant Leak Detection	Not applicable.
5. Containment instrument gas system-ADS control	Primary Containment Instrument Gas	Not applicable.
6. Deleted		
7. High-pressure/low-pressure systems interlock.	Residual Heat Removal (RHR) Core Spray	Not applicable.
8. Safeguard piping full system.	Same	Not applicable.

TABLE 3.2-1 SYSTEMS	ENVIRONMENTAL QUALIFICATION REPORT	JUSTIFICATION FOR EXCLUSION
F. Miscellaneous Electrical		
1. Primary containment enclosure electrical penetration assemblies.	Class 1E Power Interfaces	Not applicable.
2. Raceway systems, safety-related.	Not included	Environmental qualification not required for metallics.
3. Emergency lighting related	Not included.	Not required to mitigate the Effects of a Design Basis Event.
4. Emergency lighting system	Not included.	Not required to mitigate the Effects of a Design Basis Event.
5. Emergency communications systems	Not included.	Not required to mitigate the Effects of a Design Basis Event.
6. Motors, non-safety-related	Not included.	Not required to mitigate the Effects of a Design Basis Event.
7. Inverters		
8. Valve operators	Miscellaneous Systems	Not applicable.
G. Offsite Power Systems	Not included.	Not required to mitigate the Effects of a Design Basis Event.
XI Auxilary Systems		
A. Safeguard Piping Fill System Including Feed-water Fill System.	Safeguard Piping Fill System	Not applicable.
B. Suppression Pool Cleanup Systems.	Same	Not applicable.
C. Demineralized Water Makeup System.	Not included.	Not required to mitigate the Effects of a Design Basis Event.
D. Drywell Chilled Water System.	Drywell Chilled Water - Isolation Valves	Not applicable.

TABLE 3.2-1 SYSTEMS	ENVIRONMENTAL QUALIFICATION REPORT	JUSTIFICATION FOR EXCLUSION
E. Control Structure Chilled Water System.	Not included.	All equipment located in a mild environment area.
F. Compressed Air and Instrument Gas System.	Not included.	Not required to mitigate the Effects of a Design Basis Event.
G. Sampling System.	Containment Atmospheric Control System (CAC)	Not applicable.
H. Equipment and Floor Drains	Same	Not applicable.
I. Fire Protection System	Not included.	Not required to mitigate the Effects of a Design Basis Event.
J1. Nitrogen System	Containment Atmospheric Control System (CAC)	Not applicable.
J2. Generator External Hydrogen System	Not included.	Not required to mitigate the Effects of a Design Basis Event.
K. Post-Accident Sampling System	Containment Atmospheric Control System (CAC)	Not applicable.
XII Enclosures	Not included.	Does not contain electrical equipment.
XIII Spray Pond	Not included.	All equipment located in a mild environment area.

Q 270.2 (SRP 3.11) Identify, by categories listed in NUREG-0737, the components included in the qualification program in response to TMI Action Plan Requirements.

Response

The NUREG-0737 components included in the qualification program are summarized on the following pages.

Q 270.2
(SRP 3.11)

NUREG 0737 Clarification Item	Component-Plant I.D. Number
II.B.1	PSV-41-F013A
	PSV-41-F013H
	PSV-41-FO13J
	PSV-41-F013N
	PSV-41-F013S
	HV-41-1F001*
	HV-41-1F002*
	HV-49-1F007
	HV-49-1F008
	HV-55-1F002
	HV-55-1F003
II.D.3	ZE-41-115A-1
	B-1
	C-1
	D-1
	E-1
	F-1
	G-1
	H-1
	J-1
	K-1
	L-1
	M-1
	N-1
	S-1
	ZT-41-115A-1
	B-1
	C-1
	D-1
	E-1
	F-1
	G-1
	H-1
	J-1
	K-1
	L-1
II.F.1	LT-42-115A
	115B
	1N085A*
	PT-42-101
	103A*
	103B*
	PT-57-101
	121

NUREG 0737 Clarification Item	Component-Plant I.D. Number
II.F.1 (cont'd)	AE-57-151
	AIT-57-151
	AE-57-188
	AIT-57-188
II.F.2	TE-42-104A*
	104B*
	104C*
	104D*
	105 *
II.I.e	PT-49-1N035A*
	1N035E*

* These items were not identified in the 10/83 revision of the EQR, however, all are qualified and will be incorporated within the next revision of the EQR.

Q 270.3 (SRP 3.11) Provide a statement that 1E equipment located in areas which experience a significant increase in radiation during a LOCA has been reviewed for possible damage to solid state devices.

Response

All areas which experience a significant increase in radiation during a LOCA are considered a harsh environment by the Equipment Qualification Program. Accordingly, all Class 1E equipment located in these areas including solid state devices have been reviewed for possible damage due to radiation.

Q 270.4 (SRP 3.11) Indicate your compliance with a one hour time margin, for equipment with operability times less than 10 hours, or provide justification for reduced margins.

Response

The Environmental Qualification Report indicates compliance with the one hour time margin for equipment with operability times less than 10 hours except for the P0399 series Environmental Qualification Review Records (EQRR). Justification for this exception is based on 1) an adequate degree of margin with respect to the specified operating time requirement (see response to question Q 270.10), 2) the subsequent failure of these instruments will not cause other safety-related equipment to malfunction and 3) the subsequent failure of these instruments will not mislead the plant operator.

Q 270.5 (SRP 3.11) Final rule, 10 CFR 50.49, states that equipment required to remain functional during and following design basis events be included in the qualification program. Indicate that all design basis events (e.g. moderate energy line breaks, fuel handling accident, etc.) as defined in the rule, have been considered in the development of the list of systems and equipment submitted.

Response

All design basis events as defined in 10CFR 50.49 have been considered in the development of the LGS Environmental Qualification Report Appendix A systems list and Appendix B equipment list. Section 2.0 has been changed to provide additional information.

Q 270.6 (SRP 3.11) Verify that your EQ program includes, without exception, all Reg. Guide 1.97, Rev. 2 Category 1 and 2 equipment in a harsh environment which is currently installed or which will be installed prior to fuel load.

Response

All Reg. Guide 1.97, Rev. 2 Category 1 and 2 equipment located in a harsh environment is included in the EQ program. This equipment is identified by a Note 0 in Appendix B of the Environmental Qualification Report except the Neutron Monitoring System which is exempted as noted in the response to Question 270.1 (SRP 3.11).

Q 270.7 (SRP 3.11) The temperature profile, Figure 3C, shown on page C-30 of your October 1983 submittal is not consistent with that in the FSAR. Also, the method and results of the temperature calculation in the FSAR are expected to be amended in accordance with Section 6.2.1.3.3 of the Limerick SER (NUREG-0991). Revise Figure 3C in the EQ program and applicable portions of the FSAR to be consistent with the temperature profile accepted by the NRC staff in NUREG-0991.

Response

The temperature profile, Figure 3C, shown on page C-30 of the Environmental Qualification Report is consistent with both the transient analyses for the main steam line break, recirculaton line break, and intermediate size line break as discussed in section 6.2.1.1.3.3 and the transient analysis for small primary steam break as discussed in the report "Drywell Temperature Response to a Small Break, A Realistic Environment Qualification Envelope, Limerick Generating Station, Units 1 and 2", General Electric Company, November 1983. As discussed in the EQR, this composite temperature profile envelopes these primary containment transients. FSAR Sections 3.11 and 6.2 have been changed to reference this report for environmental qualification considerations following a small steam break.

Q 270.8 (SRP 3.11) Provide information on the specific maintenance/surveillance activities to be performed on 1) Cables located inside containment, 2) Limitorque valve operators, 3) ASCO solenoid valves, 4) Conax electrical penetrations, 5) temperature/pressure/level sensors and transmitters.

Response

1) Part of the environmental qualification program for cables includes pre-aging the test specimens at elevated temperatures for a duration based on Arrhenius calculations. The pre-aging simulates at least 40 years service temperature exposure within the LGS primary containment. Based on the successful completion of testing, periodic replacements of cables are not required due to age related degradation. It should also be noted that the testing is conservative in view of the fact that the pre-aging was performed in an air environment whereas the actual environment will normally be inerted with nitrogen. Although maintenance of cable is not indicated based on the qualification test results, the electrical equipment in primary containment is periodically tested via surveillance tests and is periodically maintained as required by the plant maintenance program. The results of the surveillance tests prove the operability of not only the equipment, but also the electrical cable and interface devices. The equipment maintenance work also enables the maintenance personnel to physically inspect the cable and interface devices. Degradation which is detected during these inspections will be evaluated and appropriate actions taken.

During the NRC's onsite audit on the LGS EQ Program, A. Masciantonio raised a question relating to how PECo will address the potential effects of low dose rates upon class 1E cables inside containment. In response to this concern, PECo indicated that it has previously agreed to participate in a five year project at the Electrical Insulation Research Center (EIRC) of the University of Connecticut to monitor the aging of cables placed in reactor containments on an ongoing basis. This program will accomplish the following objectives:

* Determine the changes in properties of commercial electrical cables subject to actual environments in reactor containments.

* Develop reliable lifetime evaluation procedures for continuing certification of cables used in nuclear reactors.

* Correlate performance histories of cables placed in different reactors and different exposure conditions.

* Alert utilities to any deterioration of the electrical quality of cables in advance of possible failures.

* Provide guidance for purchase of cables providing reliable durability.

Essentially, the program consists of placing 12 pre-packaged bundles of cables inside each primary containment at a number of nuclear units. Whenever each reactor is shut down thereafter, estimated to occur in eighteen-month intervals, the utility will remove one bundle, decontaminate it, and ship it to EIRC for analysis and evaluation. The

characterization data obtained will be compared to similar analyses conducted on virgin cable samples. The data obtained will be entered in a computer data bank and correlations based on temperature and radiation exposure will be carried out for each type of reactor to develop as complete a history of cable deterioration as is possible. This information obtained will be directly usable for assessing the actual aging performance of cables placed in containments at various locations. This will provide a reliable assurance that such cables are, in fact, living up to expectations or, alternatively, alert utilities to impending problems well in advance of actual electrical failure or possible failure under accident conditions.

2) Based on an evaluation of the environmental qualification of Limitorque valve operators and Peach Bottom operating experience, PECO initiated a comprehensive inspection and rework program for the operators. This program has been in-progress during Limerick construction and will be completed before plant start-up. It is our judgment that this program will preempt the necessity for any unusual maintenance beyond normal lubrication requirements which are identified in the plant maintenance procedures. The valve operators are periodically tested via surveillance tests and the opening and/or closing time of critical valves is measured thus providing a mechanism to detect changes in the operator characteristics which bear investigation. In addition, following certain maintenance activities, the drive motor load current is measured thereby providing another means to evaluate operability and identify unusual conditions which warrant investigation.

3) ASCO solenoid valves have also been environmentally qualified by a program which included thermal pre-aging. Component replacements are based on an evaluation of the in plant service conditions as compared to the test bases. Requirements which are identified by the comparison are identified in the EQR and then incorporated into the computerized plant maintenance program. In general, plant surveillance tests periodically exercise the solenoid valves and prove operability.

4) The Conax penetrations have been analyzed for susceptibility to thermal degradation based on material tests and the Limerick specific service conditions. The result of the analysis is that the penetrations have a qualified life in excess of 40 years therefore specific qualification related surveillance tests have not been developed, however, as indicated in the preceding response pertaining to cable in primary containment, equipment surveillance tests prove the operability of electrical interface devices in addition to the equipment itself.

5) Instrumentation has been environmentally qualified in a program which includes thermal pre-aging. Maintenance requirements for all equipment in the Limerick Environmental Qualification Program are provided on the individual Environmental Qualification Review Records. This information is reviewed by plant personnel who then incorporate the specific requirements into the computerized plant maintenance program. Instrumentation operability is checked periodically via surveillance tests.

Q 270.9 (SRP 3.11) A number of EQRR sheets state that deficiency resolutions are to be completed by December 1, 1983. Please provide the revised qualification status and EQRR for those component items for which the deficiencies have been resolved.

Response

Revisions have been made to the EQRR sheets for which deficiencies have been resolved. In general most deficiencies are expected to be resolved by February 13, 1984. An exception will be one test program on Veam/Litton in line plug connectors (ref. EQRR 44) which will be in progress with an expected completion of 6/1/84.

Q 270.10 (SRP 3.11) A number of discrepancies have been noted in the EQRR sheets, for example:

EQRR 1, pages 766 through 777, states that the required accuracy is to be determined yet the equipment is listed as qualified with no outstanding items.

EQRR 142, paged 495 through 568, reference 119 is used as the qualification document for ASCO solenoid release model X8018A4. This model could not be located in reference 119.

EQRR 182, pages 569 through 568 and 1246 through 1255, the accuracy requirement is not specified yet the equipment is listed as qualified with no outstanding items.

EQRR P311, page 1095, shows inadequaie margin for operating time and radiaiton. EQRR P106, page 1300, specified radiation is not enveloped.

EQRR pages 815 and 853 show deficiencies in temperature and/or pressure but no resolution is stated.

These and all other similar discrepancies must be eliminated. Revised EQRR sheets should be resubmitted prior to the site audit to reflect any changes in the qualification status.

Response

The EQRR sheets which contain discrepancies or are incomplete have been changed to provide current status.

Q 270.11 (SRP 3.11) Appendix C, table 1 of the EQ submittal references notes in superscript letters appearing in columns titled "pressure", "temperature" and "humidity". These reference notes appear to have been omitted. Please provide reference notes a through q.

Response

Only superscript letters a through g are used to identify the particular line break accident resulting in the values of temperature, pressure and relative humidity given in Table 1. The identification of these breaks is provided as Note 4 of Table 1 on page C-11 of the EQR. These same letters (except capitals) are used on the Appendix E EQRR sheets.

Q 270.12 (SRP 3.11) Indicate what actions will be taken for equipment items whose "qualified life" is less than 40 years.

Response

Qualification maintenance requirements are identified on the individual EQRR sheets. This information is reviewed by plant operating personnel who incorporate the specific requirements into the computerized plant maintenance program. This computerized program ensures that required maintenance is automatically brought to the attention of responsible plant personnel so that appropriate refurbishment can be performed to maintain the equipment's qualified life.

APPENDIX A

LIST OF SYSTEMS IMPORTANT TO SAFETY

TABLE 1

SYSTEMS IMPORTANT TO SAFETY
LGS ELECTRICAL EQUIPMENT
ENVIRONMENTAL QUALIFICATION REPORT

SYSTEM NAME	SAFTEY FUNCTION OBJECTIVE
CLASS 1E POWER INTERFACES	ALL
CONTAINMENT ATMOSPHERIC CONTROL SYS. (CAC)	CI
CONTROL ROD DRIVE (CRD)	SS
CORE SPRAY	CC
DRYWELL CHILLED WATER--ISOLATION VALVES	CI
DRYWELL HVAC	CI
ECCS PUMP ROOM HVAC	RHR,SS,CC
EMERGENCY SERVICE WATER	RHR,SS,CC
EQUIPMENT & FLOOR DRAINS	CI
HIGH PRESSURE COOLANT INJECTION (HPCI)	CC
MAIN STEAM ISOLATION VALVE-LEAKAGE CONTROL SYSTEM (MSIV-LCS)	EC
NUCLEAR BOILER INSTRUMENTATION (NBI)	CC,SS,CI,RHR
NUCLEAR BOILER SYSTEM (NBS)	ALL
NUCLEAR STEAM SUPPLY SHUTOFF SYSTEM (NS4)	CI
PLANT LEAK DETECTION	CI
PRIMARY CONTAINMENT INSTRUMENT GAS	CI
PROCESS RADIATION MONITORING SYSTEM	EC
REACTOR CORE ISOLATION COOLING SYS. (RCIC)	CC
REACTOR ENCLOSURE COOLING WATER--ISO. VALVES	CI
REACTOR ENCLOSURE HVAC--RECIRC. MODE	SS
REACTOR WATER CLEANUP SYSTEM (RWCU)	CI
REACTOR RECIRCULATION SYSTEM	CI,SS
RESIDUAL HEAT REMOVAL (RHR)	RHR,CI,SS,CC
SAFEGUARD DC POWER	ALL
SAFEGUARD PIPING FILL SYSTEM	CI,CIN
SAFETY RELIEF VALVE POSITION INDICATION	CC
STANDBY LIQUID CONTROL SYSTEM (SLC)	SS
STANDBY GAS TREATMENT SYSTEM (SGTS)	CI,EC
SUPPRESSION POOL CLEANUP SYSTEM	CI
4KV POWER	ALL
440V LOAD CENTERS & MCC'S	ALL

SS = SAFE SHUTDOWN
CI = CONTAINMENT ISOLATION
CC = CORE COVERAGE
CIN= CONTAINMENT INTEGRITY
RHR= RESIDUAL HEAT REMOVAL
EC = EFFLUENT CONTROL
ALL= ALL THE ABOVE

APPENDIX B

LIST OF ELECTRICAL EQUIPMENT IMPORTANT TO SAFETY

EQUIPMENT IMPORTANT TO SAFETY
LGS ELECTRICAL EQUIPMENT ENVIRONMENTAL QUALIFICATION REPORT
REVISIONS SINCE 02/16/84

PLANT ID	DESCRIPTION OF CHANGE
FT-26-076-1,2	DELETED - MILD ENVIRONMENT
FV-C-26-076 1,2	DELETED - MILD ENVIRONMENT
HV-44-1F039	ADDED
HV-51-182A,B	DELETED - MCC BRK LOCKED OPEN
HV-76-141,142	DELETED - MILD ENVIRONMENT
HV-76-157,158	DELETED - MILD ENVIRONMENT
LS-HV-41-1F084,1F085	CHANGED ID FROM LS-HV TO ZS-
LS-HV-59-102,131,135	CHANGED ID FROM LS-HV TO ZS-
LS-HV-59-129A,B	CHANGED ID FROM LS-HV TO ZS-
LT-42-140A,B	DELETED - SHOULD HAVE BEEN LT-52-140A,B
LT-52-140A,B	ADDED - SEE LT-42-140A,B
PT-52-1N054A&B	ADDED
RE-26-076-1,2,3	DELETED - MILD ENVIRONMENT
SV-26-076-1,2,3,5,6	DELETED - MILD ENVIRONMENT
SV-26-076-7,8,9,10	DELETED - MILD ENVIRONMENT
SV-57-139	ADDED
SV-57-146A,B	ADDED
SV-57-147A,B	ADDED
TE-11-007A,B	ADDED
TE-48-1N006	CORRECTED COMPONENT DESCRIPTION
TI-57-122	DELETED - MILD ENVIRONMENT
TSHL-48-1N003	CORRECTED COMPONENT DESCRIPTION
TT-57-122	DELETED - MILD ENVIRONMENT
TT-76-010A,B	DELETED - MILD ENVIRONMENT
ZE-41-115A-1 TO S-1	CHANGED FORMAT OF ID
ZE-41-115A-2 TO S-2	DELETED - SPARE EQUIPMENT
ZS-26-190A,B,C,D	DELETED - LS ARE INTEGRAL WITH SV
ZS-51-141A,B,C,D	DELETED PER LS STUDY
ZS-51-150A,B	DELETED PER LS STUDY
ZS-51-179A,B-180A,B	DELETED PER LS STUDY
ZS-76-196,197	CHANGED SYSTEM FROM SGTS TO R.E. HVAC-RECIRC. MODE
ZT-41-115A-1 TO S-1	CHANGED FORMAT OF ID
ZT-41-115A-2 TO S-2	DELETED - SPARE EQUIPMENT
1AC186,1BC186	DELETED (76) FROM PLANT ID;CHANGED SYSTEM FROM R.E. HVAC-RECIRC MODE TO SGTS
1AC224	ADDED
1AC696	ADDED
1AS403	ADDED
1BC224	ADDED
1BC696	ADDED
1BS403	ADDED
10B201 - RELAY	ADDED
10B202 - RELAY	ADDED
10C901	ADDED-(EQRRS ARE FOR INDIVIDUAL COMPONENTS)
10C902	ADDED-(EQRRS ARE FOR INDIVIDUAL COMPONENTS)
48-1AS213,1BS213	CORRECTED COMPONENT DESCRIPTION
76-ALS-FDC-192A,B	MODIFIED PLANT ID FORMAT
76-E/S FF-082	ADDED
76-E/S FF-083	ADDED
76-E/S FF-092	ADDED
76-E/S FF-093	ADDED
76-E/S FF-158	ADDED

PLANT ID	DESCRIPTION OF CHANGE
76-E/S FF-159	ADDED
76-FUSE-10C207	ADDED
76-LT-1CC208	ADDED

54 RECORDS PRINTED

SYSTEM	PLANT ID	DESCRIPTION	EQRR#	QUALIFIED	NOTES
CONTAINMENT ATMOSPHERIC CONTROL SYS. (CAC)	AE-57-150	HYDROGEN ANALYZING ELE	59	Y	
CONTAINMENT ATMOSPHERIC CONTROL SYS. (CAC)	AE-57-151	HYDROGEN ANALYZING ELE	59	Y	T
CONTAINMENT ATMOSPHERIC CONTROL SYS. (CAC)	AE-57-187	HYDROGEN ANALYZING ELE	59	Y	
CONTAINMENT ATMOSPHERIC CONTROL SYS. (CAC)	AE-57-188	HYDROGEN ANALYZING ELE	59	Y	T
CONTAINMENT ATMOSPHERIC CONTROL SYS. (CAC)	AIT-57-150	ANALYSIS TRANSMITTER	59	Y	
CONTAINMENT ATMOSPHERIC CONTROL SYS. (CAC)	AIT-57-151	ANALYSIS TRANSMITTER	59	Y	T
CONTAINMENT ATMOSPHERIC CONTROL SYS. (CAC)	AIT-57-187	ANALYSIS TRANSMITTER	59	Y	
CONTAINMENT ATMOSPHERIC CONTROL SYS. (CAC)	AIT-57-188	ANALYSIS TRANSMITTER	59	Y	T
CONTAINMENT ATMOSPHERIC CONTROL SYS. (CAC)	HV-57-104	SOLENOID OPERATOR	88	Y	O
CONTAINMENT ATMOSPHERIC CONTROL SYS. (CAC)	HV-57-105	MOTOR OPERATOR	123	Y	O
CONTAINMENT ATMOSPHERIC CONTROL SYS. (CAC)	HV-57-109	MOTOR OPERATOR	119	Y	O
CONTAINMENT ATMOSPHERIC CONTROL SYS. (CAC)	HV-57-111	MOTOR OPERATOR	123	Y	O
CONTAINMENT ATMOSPHERIC CONTROL SYS. (CAC)	HV-57-112	MOTOR OPERATOR	120	Y	O
CONTAINMENT ATMOSPHERIC CONTROL SYS. (CAC)	HV-57-114	SOLENOID OPERATOR	88	Y	O
CONTAINMENT ATMOSPHERIC CONTROL SYS. (CAC)	HV-57-115	MOTOR OPERATOR	120	Y	O
CONTAINMENT ATMOSPHERIC CONTROL SYS. (CAC)	HV-57-116	MOTOR OPERATOR	123	Y	
CONTAINMENT ATMOSPHERIC CONTROL SYS. (CAC)	HV-57-117	SOLENOID OPERATOR	124	Y	O
CONTAINMENT ATMOSPHERIC CONTROL SYS. (CAC)	HV-57-118	SOLENOID OPERATOR	124	Y	O
CONTAINMENT ATMOSPHERIC CONTROL SYS. (CAC)	HV-57-121	SOLENOID OPERATOR	87	Y	O
CONTAINMENT ATMOSPHERIC CONTROL SYS. (CAC)	HV-57-123	SOLENOID OPERATOR	88	Y	O
CONTAINMENT ATMOSPHERIC CONTROL SYS. (CAC)	HV-57-124	SOLENOID OPERATOR	88	Y	O
CONTAINMENT ATMOSPHERIC CONTROL SYS. (CAC)	SV-57-129A	SOLENOID VALVE	59	Y	
CONTAINMENT ATMOSPHERIC CONTROL SYS. (CAC)	SV-57-129B	SOLENOID VALVE	59	Y	
CONTAINMENT ATMOSPHERIC CONTROL SYS. (CAC)	HV-57-131	SOLENOID OPERATOR	87	Y	O
CONTAINMENT ATMOSPHERIC CONTROL SYS. (CAC)	HV-57-135	MOTOR OPERATOR	120	Y	O
CONTAINMENT ATMOSPHERIC CONTROL SYS. (CAC)	HV-57-147	MOTOR OPERATOR	120	Y	O

SYSTEM	PLANT ID	DESCRIPTION	EQRR#	QUALIFIED	NOTES
CONTAINMENT ATMOSPHERIC CONTROL SYS. (CAC)	SV-57-151	SOLENOID VALVE	59	Y	R
CONTAINMENT ATMOSPHERIC CONTROL SYS. (CAC)	SV-57-152	SOLENOID VALVE	59	Y	R
CONTAINMENT ATMOSPHERIC CONTROL SYS. (CAC)	HV-57-160A	MOTOR OPERATOR	127	Y	
CONTAINMENT ATMOSPHERIC CONTROL SYS. (CAC)	HV-57-160B	MOTOR OPERATOR	127	Y	
CONTAINMENT ATMOSPHERIC CONTROL SYS. (CAC)	HV-57-161	MOTOR OPERATOR	119	Y	O
CONTAINMENT ATMOSPHERIC CONTROL SYS. (CAC)	HV-57-162	MOTOR OPERATOR	119	Y	O
CONTAINMENT ATMOSPHERIC CONTROL SYS. (CAC)	HV-57-163	MOTOR OPERATOR	119	Y	O
CONTAINMENT ATMOSPHERIC CONTROL SYS. (CAC)	HV-57-164	MOTOR OPERATOR	119	Y	O
CONTAINMENT ATMOSPHERIC CONTROL SYS. (CAC)	HV-57-165	MOTOR OPERATOR	123	Y	R
CONTAINMENT ATMOSPHERIC CONTROL SYS. (CAC)	HV-57-167	MOTOR OPERATOR	123	Y	R
CONTAINMENT ATMOSPHERIC CONTROL SYS. (CAC)	HV-57-168A	MOTOR OPERATOR	123	Y	
CONTAINMENT ATMOSPHERIC CONTROL SYS. (CAC)	HV-57-168B	MOTOR OPERATOR	123	Y	
CONTAINMENT ATMOSPHERIC CONTROL SYS. (CAC)	SV-57-187	SOLENOID VALVE	59	Y	
CONTAINMENT ATMOSPHERIC CONTROL SYS. (CAC)	SV-57-188	SOLENOID VALVE	59	Y	
CONTAINMENT ATMOSPHERIC CONTROL SYS. (CAC)	SV-57-189	SOLENOID VALVE	59	Y	
CONTAINMENT ATMOSPHERIC CONTROL SYS. (CAC)	SV-57-194	SOLENOID VALVE	59	Y	
CONTAINMENT ATMOSPHERIC CONTROL SYS. (CAC)	SV-57-199A	SOLENOID VALVE	59	Y	
CONTAINMENT ATMOSPHERIC CONTROL SYS. (CAC)	SV-57-199B	SOLENOID VALVE	59	Y	
CONTAINMENT ATMOSPHERIC CONTROL SYS. (CAC)	LS-HV-57-104	LIMIT SWITCH	88	Y	
CONTAINMENT ATMOSPHERIC CONTROL SYS. (CAC)	LS-HV-57-114	LIMIT SWITCH	88	Y	
CONTAINMENT ATMOSPHERIC CONTROL SYS. (CAC)	LS-HV-57-117	LIMIT SWITCH	124	Y	O
CONTAINMENT ATMOSPHERIC CONTROL SYS. (CAC)	LS-HV-57-118	LIMIT SWITCH	124	Y	O
CONTAINMENT ATMOSPHERIC CONTROL SYS. (CAC)	LS-HV-57-121	LIMIT SWITCH	87	Y	O
CONTAINMENT ATMOSPHERIC CONTROL SYS. (CAC)	LS-HV-57-123	LIMIT SWITCH	88	Y	O
CONTAINMENT ATMOSPHERIC CONTROL SYS. (CAC)	LS-HV-57-124	LIMIT SWITCH	88	Y	
CONTAINMENT ATMOSPHERIC CONTROL SYS. (CAC)	LS-HV-57-131	LIMIT SWITCH	87	Y	

SYSTEM	PLANT ID	DESCRIPTION	EQRR#	QUALIFIED	NOTES
CONTAINMENT ATMOSPHERIC CONTROL SYS. (CAC)	PDSL-57-150	PRESSURE DIFF SWITCH	59	Y	
CONTAINMENT ATMOSPHERIC CONTROL SYS. (CAC)	PDSL-57-151	PRESSURE DIFF SWITCH	59	Y	
CONTAINMENT ATMOSPHERIC CONTROL SYS. (CAC)	PDSL-57-187	PRESSURE DIFF SWITCH	59	Y	
CONTAINMENT ATMOSPHERIC CONTROL SYS. (CAC)	PDSL-57-188	PRESSURE DIFF SWITCH	59	Y	
CONTAINMENT ATMOSPHERIC CONTROL SYS. (CAC)	PSL-57-127A	PRESSURE SWITCH	59	Y	
CONTAINMENT ATMOSPHERIC CONTROL SYS. (CAC)	PSL-57-127B	PRESSURE SWITCH	59	Y	
CONTAINMENT ATMOSPHERIC CONTROL SYS. (CAC)	PSL-57-128A	PRESSURE SWITCH	59	Y	
CONTAINMENT ATMOSPHERIC CONTROL SYS. (CAC)	PSL-57-128B	PRESSURE SWITCH	59	Y	
CONTAINMENT ATMOSPHERIC CONTROL SYS. (CAC)	PSL-57-197A	PRESSURE SWITCH	59	Y	
CONTAINMENT ATMOSPHERIC CONTROL SYS. (CAC)	PSL-57-197B	PRESSURE SWITCH	59	Y	
CONTAINMENT ATMOSPHERIC CONTROL SYS. (CAC)	PSL-57-198A	PRESSURE SWITCH	59	Y	
CONTAINMENT ATMOSPHERIC CONTROL SYS. (CAC)	PSL-57-198B	PRESSURE SWITCH	59	Y	
CONTAINMENT ATMOSPHERIC CONTROL SYS. (CAC)	PT-57-101	PRESSURE TRANSMITTER	1	Y	TO
CONTAINMENT ATMOSPHERIC CONTROL SYS. (CAC)	PT-57-121	PRESSURE TRANSMITTER	1	Y	TO
CONTAINMENT ATMOSPHERIC CONTROL SYS. (CAC)	PT-57-139	PRESSURE TRANSMITTER	1	Y	TO R
CONTAINMENT ATMOSPHERIC CONTROL SYS. (CAC)	SV-57-101	SOLENOID VALVE	54	Y	O
CONTAINMENT ATMOSPHERIC CONTROL SYS. (CAC)	SV-57-127A	SOLENOID VALVE	59	Y	
CONTAINMENT ATMOSPHERIC CONTROL SYS. (CAC)	SV-57-127B	SOLENOID VALVE	59	Y	
CONTAINMENT ATMOSPHERIC CONTROL SYS. (CAC)	SV-57-128A	SOLENOID VALVE	59	Y	
CONTAINMENT ATMOSPHERIC CONTROL SYS. (CAC)	SV-57-128B	SOLENOID VALVE	59	Y	
CONTAINMENT ATMOSPHERIC CONTROL SYS. (CAC)	SV-57-132	SOLENOID VALVE	54	Y	O
CONTAINMENT ATMOSPHERIC CONTROL SYS. (CAC)	SV-57-133	SOLENOID VALVE	54	Y	O
CONTAINMENT ATMOSPHERIC CONTROL SYS. (CAC)	SV-57-134	SOLENOID VALVE	54	Y	O
CONTAINMENT ATMOSPHERIC CONTROL SYS. (CAC)	SV-57-139	SOLENOID VALVE	54	Y	O
CONTAINMENT ATMOSPHERIC CONTROL SYS. (CAC)	SV-57-141	SOLENOID VALVE	54	Y	O
CONTAINMENT ATMOSPHERIC CONTROL SYS. (CAC)	SV-57-142	SOLENOID VALVE	54	Y	O

SYSTEM	PLANT ID	DESCRIPTION	EQRR#	QUALIFIED	NOTES
CONTAINMENT ATMOSPHERIC CONTROL SYS. (CAC)	SV-57-143	SOLENOID VALVE	54	Y	O
CONTAINMENT ATMOSPHERIC CONTROL SYS. (CAC)	SV-57-144	SOLENOID VALVE	54	Y	O
CONTAINMENT ATMOSPHERIC CONTROL SYS. (CAC)	SV-57-145	SOLENOID VALVE	54	Y	O
CONTAINMENT ATMOSPHERIC CONTROL SYS. (CAC)	SV-57-146A	SOLENOID VALVE	54	Y	O
CONTAINMENT ATMOSPHERIC CONTROL SYS. (CAC)	SV-57-146B	SOLENOID VALVE	54	Y	O
CONTAINMENT ATMOSPHERIC CONTROL SYS. (CAC)	SV-57-147A	SOLENOID VALVE	54	Y	O
CONTAINMENT ATMOSPHERIC CONTROL SYS. (CAC)	SV-57-147B	SOLENOID VALVE	54	Y	O
CONTAINMENT ATMOSPHERIC CONTROL SYS. (CAC)	SV-57-150	SOLENOID VALVE	54	Y	O
CONTAINMENT ATMOSPHERIC CONTROL SYS. (CAC)	SV-57-153	SOLENOID VALVE	59	Y	
CONTAINMENT ATMOSPHERIC CONTROL SYS. (CAC)	SV-57-154	SOLENOID VALVE	59	Y	
CONTAINMENT ATMOSPHERIC CONTROL SYS. (CAC)	SV-57-155	SOLENOID VALVE	59	Y	
CONTAINMENT ATMOSPHERIC CONTROL SYS. (CAC)	SV-57-159	SOLENOID VALVE	54	Y	O
CONTAINMENT ATMOSPHERIC CONTROL SYS. (CAC)	SV-57-172	SOLENOID VALVE	212	Y	
CONTAINMENT ATMOSPHERIC CONTROL SYS. (CAC)	SV-57-173	SOLENOID VALVE	212	Y	
CONTAINMENT ATMOSPHERIC CONTROL SYS. (CAC)	SV-57-176	SOLENOID VALVE	212	Y	
CONTAINMENT ATMOSPHERIC CONTROL SYS. (CAC)	SV-57-177	SOLENOID VALVE	212	Y	
CONTAINMENT ATMOSPHERIC CONTROL SYS. (CAC)	SV-57-181	SOLENOID VALVE	212	Y	O
CONTAINMENT ATMOSPHERIC CONTROL SYS. (CAC)	SV-57-183	SOLENOID VALVE	212	Y	O
CONTAINMENT ATMOSPHERIC CONTROL SYS. (CAC)	SV-57-184	SOLENOID VALVE	54	Y	O
CONTAINMENT ATMOSPHERIC CONTROL SYS. (CAC)	SV-57-185	SOLENOID VALVE	54	Y	O
CONTAINMENT ATMOSPHERIC CONTROL SYS. (CAC)	SV-57-186	SOLENOID VALVE	54	Y	O
CONTAINMENT ATMOSPHERIC CONTROL SYS. (CAC)	SV-57-190	SOLENOID VALVE	212	Y	O
CONTAINMENT ATMOSPHERIC CONTROL SYS. (CAC)	SV-57-191	SOLENOID VALVE	54	Y	O
CONTAINMENT ATMOSPHERIC CONTROL SYS. (CAC)	SV-57-195	SOLENOID VALVE	54	Y	O
CONTAINMENT ATMOSPHERIC CONTROL SYS. (CAC)	SV-57-197A	SOLENOID VALVE	59	Y	
CONTAINMENT ATMOSPHERIC CONTROL SYS. (CAC)	SV-57-197B	SOLENOID VALVE	59	Y	

SYSTEM	PLANT ID	DESCRIPTION	EQRR#	QUALIFIED	NOTES
CONTAINMENT ATMOSPHERIC CONTROL SYS. (CAC)	SV-57-198A	SOLENOID VALVE	59	Y	
CONTAINMENT ATMOSPHERIC CONTROL SYS. (CAC)	SV-57-198B	SOLENOID VALVE	59	Y	
CONTAINMENT ATMOSPHERIC CONTROL SYS. (CAC)	TE-57-122	TEMPERATURE ELEMENT	179	Y	R
CONTAINMENT ATMOSPHERIC CONTROL SYS. (CAC)	TE-57-125	TEMPERATURE ELEMENT	179	Y	R
CONTAINMENT ATMOSPHERIC CONTROL SYS. (CAC)	TS-57-130	TEMPERATURE SWITCH	59	Y	R
CONTAINMENT ATMOSPHERIC CONTROL SYS. (CAC)	TS-57-180	TEMPERATURE SWITCH	59	Y	R
CONTAINMENT ATMOSPHERIC CONTROL SYS. (CAC)	TSL-57-129	TEMPERATURE SWITCH	59	Y	R
CONTAINMENT ATMOSPHERIC CONTROL SYS. (CAC)	57-1AP253	MOTOR	59	Y	
CONTAINMENT ATMOSPHERIC CONTROL SYS. (CAC)	57-1AP254	MOTOR	59	Y	
CONTAINMENT ATMOSPHERIC CONTROL SYS. (CAC)	57-1BP253	MOTOR	59	Y	
CONTAINMENT ATMOSPHERIC CONTROL SYS. (CAC)	57-1BP254	MOTOR	59	Y	
CONTAINMENT ATMOSPHERIC CONTROL SYS. (CAC)	10C901	HEAT TRACE PANEL	26	Y	
CONTAINMENT ATMOSPHERIC CONTROL SYS. (CAC)	10C902	HEAT TRACE PANEL	26	Y	
CONTAINMENT ATMOSPHERIC CONTROL SYS. (CAC)	1AS403	'A' RECOMBINER SKID			
CONTAINMENT ATMOSPHERIC CONTROL SYS. (CAC)	1AC224	'A' RECOMBINER POWER PANEL			
CONTAINMENT ATMOSPHERIC CONTROL SYS. (CAC)	1AC696	'A' RECOMBINER CONTROL PNL.			
CONTAINMENT ATMOSPHERIC CONTROL SYS. (CAC)	1BS403	'B' RECOMBINER SKID			
CONTAINMENT ATMOSPHERIC CONTROL SYS. (CAC)	1BC224	'B' RECOMBINER POWER PANEL			
CONTAINMENT ATMOSPHERIC CONTROL SYS. (CAC)	1BC696	'B' RECOMBINER CONTROL PNL.			

CCPN TOTAL

SYSTEM	PLANT ID	DESCRIPTION	EQRR#	QUALIFIED	NOTES
CONTROL ROD DRIVE (CRD)	HV-46-125	MOTOR OPERATOR	123	Y	R
CONTROL ROD DRIVE (CRD)	HV-46-126	MOTOR OPERATOR	123	Y	R
CONTROL ROD DRIVE (CRD)	HV-46-127	MOTOR OPERATOR	123	Y	R
CONTROL ROD DRIVE (CRD)	HV-46-128	MOTOR OPERATOR	123	Y	R
CONTROL ROD DRIVE (CRD)	HS-46-127	HAND SWITCH		E	E
CONTROL ROD DRIVE (CRD)	HS-46-128	HAND SWITCH		E	E
CONTROL ROD DRIVE (CRD)	LSH-47-1N013A	LEVEL SWITCH HIGH			
CONTROL ROD DRIVE (CRD)	LSH-47-1N013B	LEVEL SWITCH HIGH			
CONTROL ROD DRIVE (CRD)	LSH-47-1N013C	LEVEL SWITCH HIGH			
CONTROL ROD DRIVE (CRD)	LSH-47-1N013D	LEVEL SWITCH HIGH			
CONTROL ROD DRIVE (CRD)	LSH-47-1N013E	LEVEL SWITCH HIGH			
CONTROL ROD DRIVE (CRD)	LSH-47-1N013F	LEVEL SWITCH HIGH			
CONTROL ROD DRIVE (CRD)	LSH-47-1N013G	LEVEL SWITCH HIGH			
CONTROL ROD DRIVE (CRD)	LSH-47-1N013H	LEVEL SWITCH HIGH			
CONTROL ROD DRIVE (CRD)	LT-47-1N012A	LEVEL TRANSMITTER			
CONTROL ROD DRIVE (CRD)	LT-47-1N012B	LEVEL TRANSMITTER			
CONTROL ROD DRIVE (CRD)	LT-47-1N012C	LEVEL TRANSMITTER			
CONTROL ROD DRIVE (CRD)	LT-47-1N012D	LEVEL TRANSMITTER			
CONTROL ROD DRIVE (CRD)	PT-46-1N005	PRESSURE TRANSMITTER			O
CONTROL ROD DRIVE (CRD)	SV-47-1F160A	SOLENOID OPERATOR			
CONTROL ROD DRIVE (CRD)	SV-47-1F160B	SOLENOID OPERATOR			
CONTROL ROD DRIVE (CRD)	SV-47-1F162A	SOLENOID OPERATOR			
CONTROL ROD DRIVE (CRD)	SV-47-1F162B	SOLENOID OPERATOR			
CONTROL ROD DRIVE (CRD)	SV-47-1F162C	SOLENOID OPERATOR			
CONTROL ROD DRIVE (CRD)	SV-47-1F162D	SOLENOID OPERATOR			
CONTROL ROD DRIVE (CRD)	SV-47-1F163A	SOLENOID VALVES			

SYSTEM	PLANT ID	DESCRIPTION	EQRR#	QUALIFIED	NOTES
CONTROL ROD DRIVE (CRD)	SV-47-1F163B	SOLENOID VALVES			
CONTROL ROD DRIVE (CRD)	SV-47-1F182A	SOLENOID OPERATOR			
CONTROL ROD DRIVE (CRD)	SV-47-1F182B	SOLENOID OPERATOR			
CONTROL ROD DRIVE (CRD)	SV-47-1-17	SOLENOID OPERATOR			
CONTROL ROD DRIVE (CRD)	SV-47-1-18	SOLENOID OPERATOR			

CCPN TOTAL

SYSTEM	PLANT ID	DESCRIPTION	EQRR#	QUALIFIED	NOTES
CORE SPRAY	FT-52-1N003A	FLOW TRANSMITTER	1	Y	O
CORE SPRAY	FT-52-1N003B	FLOW TRANSMITTER	1	Y	O
CORE SPRAY	FT-52-1N051A	FLOW TRANSMITTER	P1F2	Y	
CORE SPRAY	FT-52-1N051B	FLOW TRANSMITTER	P1F3	Y	
CORE SPRAY	HV-52-1F001A	MOTOR OPERATOR	207	Y	O
CORE SPRAY	HV-52-1F001B	MOTOR OPERATOR	207	Y	O
CORE SPRAY	HV-52-1F001C	MOTOR OPERATOR	207	Y	O
CORE SPRAY	HV-52-1F001D	MOTOR OPERATOR	207	Y	O
CORE SPRAY	HV-52-1F004A	MOTOR OPERATOR	106	Y	
CORE SPRAY	HV-52-1F004B	MOTOR OPERATOR	106	Y	
CORE SPRAY	HV-52-1F005	MOTOR OPERATOR	207	Y	O
CORE SPRAY	HV-52-1F006A	SOLENOID OPERATOR		E	R
CORE SPRAY	HV-52-1F006B	SOLENOID OPERATOR		E	R
CORE SPRAY	HV-52-1F108	SOLENOID OPERATOR		E	R
CORE SPRAY	HV-52-1F015A	MOTOR OPERATOR	109	Y	O
CORE SPRAY	HV-52-1F015B	MOTOR OPERATOR	109	Y	O
CORE SPRAY	HV-52-1F031A	MOTOR OPERATOR	126	Y	O
CORE SPRAY	HV-52-1F031B	MOTOR OPERATOR	126	Y	O
CORE SPRAY	HV-52-1F037	VALVE OPERATOR	207	Y	
CORE SPRAY	HV-52-1F039A	SOLENOID OPERATOR	124	Y	
CORE SPRAY	HV-52-1F039B	SOLENOID OPERATOR	124	Y	
CORE SPRAY	HV-52-139	MOTOR OPERATOR	123	Y	O R
CORE SPRAY	ZS-52-1F039A	LIMIT SWITCH	124	Y	O
CORE SPRAY	ZS-52-1F039B	LIMIT SWITCH	124	Y	O
CORE SPRAY	LT-52-140A	LEVEL TRANSMITTER	1	Y	O
CORE SPRAY	LT-52-140B	LEVEL TRANSMITTER	1	Y	O

SYSTEM	PLANT ID	DESCRIPTION	EQRR#	QUALIFIED	NOTES
CORE SPRAY	PT-52-1N054A	PRESSURE TRANSMITTER	P1F7	Y	R
CORE SPRAY	PT-52-1N054B	PRESSURE TRANSMITTER	P1F8	Y	R
CORE SPRAY	PT-52-1N055A	PRESSURE TRANSMITTER	P1B3	Y	
CORE SPRAY	PT-52-1N055C	PRESSURE TRANSMITTER	P1B4	Y	
CORE SPRAY	PT-52-1N055E	PRESSURE TRANSMITTER	P1B5	Y	
CORE SPRAY	PT-52-1N055G	PRESSURE TRANSMITTER	P1B6	Y	
CORE SPRAY	SV-52-139	SOLENOID VALVE	54	Y	O R
CORE SPRAY	52-1AP206	PUMP MOTOR	P505	Y	
CORE SPRAY	52-1BP206	PUMP MOTOR	P506	Y	
CORE SPRAY	52-1CP206	PUMP MOTOR	P507	Y	
CORE SPRAY	52-1DP206	PUMP MOTOR	P508	Y	

CCPN TOTAL

SYSTEM	PLANT ID	DESCRIPTION	EQRR#	QUALIFIED	NOTES
DRYWELL CHILLED WATER-ISOLATION VALVES	HV-87-122	MOTOR OPERATOR	90	Y	0
DRYWELL CHILLED WATER-ISOLATION VALVES	HV-87-123	MOTOR OPERATOR	90	Y	0
DRYWELL CHILLED WATER-ISOLATION VALVES	HV-87-128	MOTOR OPERATOR	90	Y	0
DRYWELL CHILLED WATER-ISOLATION VALVES	HV-87-129	MOTOR OPERATOR	90	Y	0

CCPN TOTAL

SYSTEM	PLANT ID	DESCRIPTION	EQPR#	QUALIFIED	NOTES
DRYWELL HVAC	FE-77-105A	FLOW ELEMENT	155	Y	R
DRYWELL HVAC	FE-77-105B	FLOW ELEMENT	155	Y	R
DRYWELL HVAC	FE-77-105C	FLOW ELEMENT	155	Y	R
DRYWELL HVAC	FE-77-105D	FLOW ELEMENT	155	Y	R
DRYWELL HVAC	FE-77-105E	FLOW ELEMENT	155	Y	R
DRYWELL HVAC	FE-77-105F	FLOW ELEMENT	155	Y	R
DRYWELL HVAC	FE-77-105G	FLOW ELEMENT	155	Y	R
DRYWELL HVAC	FE-77-105H	FLOW ELEMENT	155	Y	R
DRYWELL HVAC	FE-77-106A	FLOW ELEMENT	155	Y	R
DRYWELL HVAC	FE-77-106B	FLOW ELEMENT	155	Y	R
DRYWELL HVAC	FE-77-106C	FLOW ELEMENT	155	Y	R
DRYWELL HVAC	FE-77-106D	FLOW ELEMENT	155	Y	R
DRYWELL HVAC	FE-77-106E	FLOW ELEMENT	155	Y	R
DRYWELL HVAC	FE-77-106F	FLOW ELEMENT	155	Y	R
DRYWELL HVAC	FE-77-106G	FLOW ELEMENT	155	Y	R
DRYWELL HVAC	FE-77-106H	FLOW ELEMENT	155	Y	R
DRYWELL HVAC	FSL-77-105A	FLOW SWITCH	155	Y	R
DRYWELL HVAC	FSL-77-105B	FLOW SWITCH	155	Y	R
DRYWELL HVAC	FSL-77-105C	FLOW SWITCH	155	Y	R
DRYWELL HVAC	FSL-77-105D	FLOW SWITCH	155	Y	R
DRYWELL HVAC	FSL-77-105E	FLOW SWITCH	155	Y	R
DRYWELL HVAC	FSL-77-105F	FLOW SWITCH	155	Y	R
DRYWELL HVAC	FSL-77-105G	FLOW SWITCH	155	Y	R
DRYWELL HVAC	FSL-77-105H	FLOW SWITCH	155	Y	R
DRYWELL HVAC	FSL-77-106A	FLOW SWITCH	155	Y	R
DRYWELL HVAC	FSL-77-106B	FLOW SWITCH	155	Y	R

SYSTEM	PLANT ID	DESCRIPTION	EQRR#	QUALIFIED	NOTES
DRYWELL HVAC	FSL-77-106C	FLOW SWITCH	155	Y	R
DRYWELL HVAC	FSL-77-106D	FLOW SWITCH	155	Y	R
DRYWELL HVAC	FSL-77-106E	FLOW SWITCH	155	Y	R
DRYWELL HVAC	FSL-77-106F	FLOW SWITCH	155	Y	R
DRYWELL HVAC	FSL-77-106G	FLOW SWITCH	155	Y	R
DRYWELL HVAC	FSL-77-106H	FLOW SWITCH	155	Y	R
DRYWELL HVAC	77-LT-1BC208	IND. LIGHT	159	Y	
DRYWELL HVAC	77-LT-1CC208	IND. LIGHT	159	Y	
DRYWELL HVAC	77-LT-1DC208	IND. LIGHT	159	Y	
DRYWELL HVAC	77-LT-1AC208	IND. LIGHT	159	Y	
DRYWELL HVAC	77-RELAY-1AC208	RELAY PANEL	159	Y	
DRYWELL HVAC	77-RELAY-1BC208	RELAY PANEL	159	Y	
DRYWELL HVAC	77-RELAY-1CC208	RELAY PANEL	159	Y	
DRYWELL HVAC	77-RELAY-1DC208	RELAY PANEL	159	Y	
DRYWELL HVAC	77-TB-1AC208	TERMINAL BLOCK	159	Y	
DRYWELL HVAC	77-TB-1BC208	TERMINAL BLOCK	159	Y	
DRYWELL HVAC	77-TB-1CC208	TERMINAL BLOCK	159	Y	
DRYWELL HVAC	77-TB-1DC208	TERMINAL BLOCK	159	Y	
DRYWELL HVAC	77-TDRELAY-1AC208	RELAY PANEL	159	Y	
DRYWELL HVAC	77-TDRELAY-1BC208	RELAY PANEL	159	Y	
DRYWELL HVAC	77-TDRELAY-1CC208	RELAY PANEL	159	Y	
DRYWELL HVAC	77-TDRELAY-1DC208	RELAY PANEL	159	Y	
DRYWELL HVAC	77-1AV212	FAN MOTOR	30	Y	
DRYWELL HVAC	77-1BV212	FAN MOTOR	30	Y	
DRYWELL HVAC	77-1GV212	FAN MOTOR	30	Y	
DRYWELL HVAC	77-1HV212	FAN MOTOR	30	Y	

CCPN TOTAL

SYSTEM	PLANT ID	DESCRIPTION	EQRR#	QUALIFIED	NOTES
ECCS PUMP ROOM HVAC	PDSH-76-128A	PRESS DIFF SWITCH	142	Y	R
ECCS PUMP ROOM HVAC	PDSH-76-128B	PRESS DIFF SWITCH	142	Y	R
ECCS PUMP ROOM HVAC	PDSH-76-153A	PRESS DIFF SWITCH	142	Y	R
ECCS PUMP ROOM HVAC	PDSH-76-153B	PRESS DIFF SWITCH	142	Y	R
ECCS PUMP ROOM HVAC	PDSH-76-156A	PRESS DIFF SWITCH	142	Y	R
ECCS PUMP ROOM HVAC	PDSH-76-156B	PRESS DIFF SWITCH	142	Y	R
ECCS PUMP ROOM HVAC	PDSH-76-157A	PRESS DIFF SWITCH	142	Y	R
ECCS PUMP ROOM HVAC	PDSH-76-157B	PRESS DIFF SWITCH	142	Y	R
ECCS PUMP ROOM HVAC	PDSH-76-158A	PRESS DIFF SWITCH	142	Y	R
ECCS PUMP ROOM HVAC	PDSH-76-158B	PRESS DIFF SWITCH	142	Y	R
ECCS PUMP ROOM HVAC	PDSH-76-159A	PRESS DIFF SWITCH	142	Y	R
ECCS PUMP ROOM HVAC	PDSH-76-159B	PRESS DIFF SWITCH	142	Y	R
ECCS PUMP ROOM HVAC	PDSH-76-160A	PRESS DIFF SWITCH	142	Y	R
ECCS PUMP ROOM HVAC	PDSH-76-160B	PRESS DIFF SWITCH	142	Y	R
ECCS PUMP ROOM HVAC	PDSH-76-163A	PRESS DIFF SWITCH	142	Y	R
ECCS PUMP ROOM HVAC	PDSH-76-163B	PRESS DIFF SWITCH	142	Y	R
ECCS PUMP ROOM HVAC	PDSH-76-164A	PRESS DIFF SWITCH	142	Y	R
ECCS PUMP ROOM HVAC	PDSH-76-164B	PRESS DIFF SWITCH	142	Y	R
ECCS PUMP ROOM HVAC	PDSH-76-166A	PRESS DIFF SWITCH	142	Y	R
ECCS PUMP ROOM HVAC	PDSH-76-166B	PRESS DIFF SWITCH	142	Y	R
ECCS PUMP ROOM HVAC	PDSH-76-167A	PRESS DIFF SWITCH	142	Y	R
ECCS PUMP ROOM HVAC	PDSH-76-167B	PRESS DIFF SWITCH	142	Y	R
ECCS PUMP ROOM HVAC	PDSH-76-168A	PRESS DIFF SWITCH	142	Y	R
ECCS PUMP ROOM HVAC	PDSH-76-168B	PRESS DIFF SWITCH	142	Y	R
ECCS PUMP ROOM HVAC	PDSH-76-169A	PRESS DIFF SWITCH	142	Y	R
ECCS PUMP ROOM HVAC	PDSH-76-169B	PRESS DIFF SWITCH	142	Y	R

SYSTEM	PLANT ID	DESCRIPTION	EQRR#	QUALIFIED	NOTES
ECCS PUMP ROOM HVAC	PDSH-76-170A	PRESS DIFF SWITCH	142	Y	R
ECCS PUMP ROOM HVAC	PDSH-76-170B	PRESS DIFF SWITCH	142	Y	R
ECCS PUMP ROOM HVAC	PDSH-76-171A	PRESS DIFF SWITCH	142	Y	R
ECCS PUMP ROOM HVAC	PDSH-76-171B	PRESS DIFF SWITCH	142	Y	R
ECCS PUMP ROOM HVAC	PDSH-76-172A	PRESS DIFF SWITCH	142	Y	R
ECCS PUMP ROOM HVAC	PDSH-76-172B	PRESS DIFF SWITCH	142	Y	R
ECCS PUMP ROOM HVAC	PDSH-76-173A	PRESS DIFF SWITCH	142	Y	R
ECCS PUMP ROOM HVAC	PDSH-76-173B	PRESS DIFF SWITCH	142	Y	R
ECCS PUMP ROOM HVAC	PDSH-76-174A	PRESS DIFF SWITCH	142	Y	R
ECCS PUMP ROOM HVAC	PDSH-76-174B	PRESS DIFF SWITCH	142	Y	R
ECCS PUMP ROOM HVAC	PDSH-76-175A	PRESS DIFF SWITCH	142	Y	R
ECCS PUMP ROOM HVAC	PDSH-76-175B	PRESS DIFF SWITCH	142	Y	R
ECCS PUMP ROOM HVAC	PDSH-76-176A	PRESS DIFF SWITCH	142	Y	R
ECCS PUMP ROOM HVAC	PDSH-76-176B	PRESS DIFF SWITCH	142	Y	R
ECCS PUMP ROOM HVAC	PDSH-76-177A	PRESS DIFF SWITCH	142	Y	R
ECCS PUMP ROOM HVAC	PDSH-76-177B	PRESS DIFF SWITCH	142	Y	R
ECCS PUMP ROOM HVAC	PDSH-76-182A	PRESS DIFF SWITCH	142	Y	R
ECCS PUMP ROOM HVAC	PDSH-76-182B	PRESS DIFF SWITCH	142	Y	R
ECCS PUMP ROOM HVAC	PDSH-76-183A	PRESS DIFF SWITCH	142	Y	R
ECCS PUMP ROOM HVAC	PDSH-76-183B	PRESS DIFF SWITCH	142	Y	R
ECCS PUMP ROOM HVAC	PDSH-76-184A	PRESS DIFF SWITCH	142	Y	R
ECCS PUMP ROOM HVAC	PDSH-76-184B	PRESS DIFF SWITCH	142	Y	R
ECCS PUMP ROOM HVAC	PDSH-76-185A	PRESS DIFF SWITCH	142	Y	R
ECCS PUMP ROOM HVAC	PDSH-76-185B	PRESS DIFF SWITCH	142	Y	R
ECCS PUMP ROOM HVAC	PDSH-76-186A	PRESS DIFF SWITCH	142	Y	R
ECCS PUMP ROOM HVAC	PDSH-76-186B	PRESS DIFF SWITCH	142	Y	R

SYSTEM	PLANT ID	DESCRIPTION	EQR#'s	QUALIFIED	NOTES
ECCS PUMP ROOM HVAC	PDSH-76-187A	PRESS DIFF SWITCH	142	Y	R
ECCS PUMP ROOM HVAC	PDSH-76-187B	PRESS DIFF SWITCH	142	Y	R
ECCS PUMP ROOM HVAC	PDSH-76-188A	PRESS DIFF SWITCH	142	Y	R
ECCS PUMP ROOM HVAC	PDSH-76-188B	PRESS DIFF SWITCH	142	Y	R
ECCS PUMP ROOM HVAC	PDSH-76-190A	PRESS DIFF SWITCH	142	Y	R
ECCS PUMP ROOM HVAC	PDSH-76-190B	PRESS DIFF SWITCH	142	Y	R
ECCS PUMP ROOM HVAC	PDSH-76-191A	PRESS DIFF SWITCH	142	Y	R
ECCS PUMP ROOM HVAC	PDSH-76-191B	PRESS DIFF SWITCH	142	Y	R
ECCS PUMP ROOM HVAC	PDSH-76-192A	PRESS DIFF SWITCH	142	Y	R
ECCS PUMP ROOM HVAC	PDSH-76-192B	PRESS DIFF SWITCH	142	Y	R
ECCS PUMP ROOM HVAC	PDSH-76-194A	PRESS DIFF SWITCH	142	Y	R
ECCS PUMP ROOM HVAC	PDSH-76-194B	PRESS DIFF SWITCH	142	Y	R
ECCS PUMP ROOM HVAC	PDSH-76-195A	PRESS DIFF SWITCH	142	Y	R
ECCS PUMP ROOM HVAC	PDSH-76-195B	PRESS DIFF SWITCH	142	Y	R
ECCS PUMP ROOM HVAC	PDSH-76-196A	PRESS DIFF SWITCH	142	Y	R
ECCS PUMP ROOM HVAC	PDSH-76-196B	PRESS DIFF SWITCH	142	Y	R
ECCS PUMP ROOM HVAC	PDSH-76-197A	PRESS DIFF SWITCH	142	Y	R
ECCS PUMP ROOM HVAC	PDSH-76-197B	PRESS DIFF SWITCH	142	Y	R
ECCS PUMP ROOM HVAC	PDSH-76-198A	PRESS DIFF SWITCH	142	Y	R
ECCS PUMP ROOM HVAC	PDSH-76-198B	PRESS DIFF SWITCH	142	Y	R
ECCS PUMP ROOM HVAC	PDSH-76-199A	PRESS DIFF SWITCH	142	Y	R
ECCS PUMP ROOM HVAC	PDSH-76-199B	PRESS DIFF SWITCH	142	Y	R
ECCS PUMP ROOM HVAC	SV-76-128A	SOLENOID OPERATOR	142	Y	
ECCS PUMP ROOM HVAC	SV-76-128B	SOLENOID OPERATOR	142	Y	
ECCS PUMP ROOM HVAC	SV-76-153A	SOLENOID OPERATOR	142	Y	
ECCS PUMP ROOM HVAC	SV-76-153B	SOLENOID OPERATOR	142	Y	

SYSTEM	PLANT ID	DESCRIPTION	EQRR#	QUALIFIED	NOTES
ECCS PUMP ROOM HVAC	SV-76-156A	SOLENOID OPERATOR	142	Y	
ECCS PUMP ROOM HVAC	SV-76-156B	SOLENOID OPERATOR	142	Y	
ECCS PUMP ROOM HVAC	SV-76-163A	SOLENOID OPERATOR	142	Y	
ECCS PUMP ROOM HVAC	SV-76-163B	SOLENOID OPERATOR	142	Y	
ECCS PUMP ROOM HVAC	SV-76-166A	SOLENOID OPERATOR	142	Y	
ECCS PUMP ROOM HVAC	SV-76-166B	SOLENOID OPERATOR	142	Y	
ECCS PUMP ROOM HVAC	SV-76-167A	SOLENOID OPERATOR	142	Y	
ECCS PUMP ROOM HVAC	SV-76-167B	SOLENOID OPERATOR	142	Y	
ECCS PUMP ROOM HVAC	SV-76-168A	SOLENOID OPERATOR	142	Y	
ECCS PUMP ROOM HVAC	SV-76-168B	SOLENOID OPERATOR	142	Y	
ECCS PUMP ROOM HVAC	SV-76-169A	SOLENOID OPERATOR	142	Y	
ECCS PUMP ROOM HVAC	SV-76-169B	SOLENOID OPERATOR	142	Y	
ECCS PUMP ROOM HVAC	SV-76-170A	SOLENOID OPERATOR	142	Y	
ECCS PUMP ROOM HVAC	SV-76-170B	SOLENOID OPERATOR	142	Y	
ECCS PUMP ROOM HVAC	SV-76-171A	SOLENOID OPERATOR	142	Y	
ECCS PUMP ROOM HVAC	SV-76-171B	SOLENOID OPERATOR	142	Y	
ECCS PUMP ROOM HVAC	SV-76-172A	SOLENOID OPERATOR	142	Y	
ECCS PUMP ROOM HVAC	SV-76-172B	SOLENOID OPERATOR	142	Y	
ECCS PUMP ROOM HVAC	SV-76-173A	SOLENOID OPERATOR	142	Y	
ECCS PUMP ROOM HVAC	SV-76-173B	SOLENOID OPERATOR	142	Y	
ECCS PUMP ROOM HVAC	SV-76-174A	SOLENOID OPERATOR	142	Y	
ECCS PUMP ROOM HVAC	SV-76-174B	SOLENOID OPERATOR	142	Y	
ECCS PUMP ROOM HVAC	SV-76-175A	SOLENOID OPERATOR	142	Y	
ECCS PUMP ROOM HVAC	SV-76-175B	SOLENOID OPERATOR	142	Y	
ECCS PUMP ROOM HVAC	SV-76-176A	SOLENOID OPERATOR	142	Y	
ECCS PUMP ROOM HVAC	SV-76-176B	SOLENOID OPERATOR	142	Y	

SYSTEM	PLANT ID	DESCRIPTION	EQRR#	QUALIFIED	NOTES
ECCS PUMP ROOM HVAC	SV-76-177A	SOLENOID OPERATOR	142	Y	
ECCS PUMP ROOM HVAC	SV-76-177B	SOLENOID OPERATOR	142	Y	
ECCS PUMP ROOM HVAC	SV-76-178A	SOLENOID OPERATOR	142	Y	
ECCS PUMP ROOM HVAC	SV-76-178B	SOLENOID OPERATOR	142	Y	
ECCS PUMP ROOM HVAC	SV-76-179A	SOLENOID OPERATOR	142	Y	
ECCS PUMP ROOM HVAC	SV-76-179B	SOLENOID OPERATOR	142	Y	
ECCS PUMP ROOM HVAC	SV-76-180A	SOLENOID OPERATOR	142	Y	
ECCS PUMP ROOM HVAC	SV-76-180B	SOLENOID OPERATOR	142	Y	
ECCS PUMP ROOM HVAC	SV-76-181A	SOLENOID OPERATOR	142	Y	
ECCS PUMP ROOM HVAC	SV-76-181B	SOLENOID OPERATOR	142	Y	
ECCS PUMP ROOM HVAC	SV-76-182A	SOLENOID OPERATOR	142	Y	
ECCS PUMP ROOM HVAC	SV-76-182B	SOLENOID OPERATOR	142	Y	
ECCS PUMP ROOM HVAC	SV-76-183A	SOLENOID OPERATOR	142	Y	
ECCS PUMP ROOM HVAC	SV-76-183B	SOLENOID OPERATOR	142	Y	
ECCS PUMP ROOM HVAC	SV-76-184A	SOLENOID OPERATOR	142	Y	
ECCS PUMP ROOM HVAC	SV-76-184B	SOLENOID OPERATOR	142	Y	
ECCS PUMP ROOM HVAC	SV-76-185A	SOLENOID OPERATOR	142	Y	
ECCS PUMP ROOM HVAC	SV-76-185B	SOLENOID OPERATOR	142	Y	
ECCS PUMP ROOM HVAC	SV-76-186A	SOLENOID OPERATOR	142	Y	
ECCS PUMP ROOM HVAC	SV-76-186B	SOLENOID OPERATOR	142	Y	
ECCS PUMP ROOM HVAC	SV-76-187A	SOLENOID OPERATOR	142	Y	
ECCS PUMP ROOM HVAC	SV-76-187B	SOLENOID OPERATOR	142	Y	
ECCS PUMP ROOM HVAC	SV-76-188A	SOLENOID OPERATOR	142	Y	
ECCS PUMP ROOM HVAC	SV-76-188B	SOLENOID OPERATOR	142	Y	
ECCS PUMP ROOM HVAC	SV-76-189A	SOLENOID OPERATOR	142	Y	
ECCS PUMP ROOM HVAC	SV-76-189B	SOLENOID OPERATOR	142	Y	

SYSTEM	PLANT ID	DESCRIPTION	EQRR#	QUALIFIED	NOTES
ECCS PUMP ROOM HVAC	SV-76-190A	SOLENOID OPERATOR	142	Y	
ECCS PUMP ROOM HVAC	SV-76-190B	SOLENOID OPERATOR	142	Y	
ECCS PUMP ROOM HVAC	SV-76-191A	SOLENOID OPERATOR	142	Y	
ECCS PUMP ROOM HVAC	SV-76-191B	SOLENOID OPERATOR	142	Y	
ECCS PUMP ROOM HVAC	SV-76-192A	SOLENOID OPERATOR	142	Y	
ECCS PUMP ROOM HVAC	SV-76-192B	SOLENOID OPERATOR	142	Y	
ECCS PUMP ROOM HVAC	SV-76-193A	SOLENOID VALVE	54	Y	
ECCS PUMP ROOM HVAC	SV-76-193B	SOLENOID VALVE	54	Y	
ECCS PUMP ROOM HVAC	SV-76-194A	SOLENOID OPERATOR	142	Y	
ECCS PUMP ROOM HVAC	SV-76-194B	SOLENOID OPERATOR	142	Y	
ECCS PUMP ROOM HVAC	SV-76-195A	SOLENOID OPERATOR	142	Y	
ECCS PUMP ROOM HVAC	SV-76-195B	SOLENOID OPERATOR	142	Y	
ECCS PUMP ROOM HVAC	SV-76-196A	SOLENOID OPERATOR	142	Y	
ECCS PUMP ROOM HVAC	SV-76-196B	SOLENOID OPERATOR	142	Y	
ECCS PUMP ROOM HVAC	SV-76-197A	SOLENOID OPERATOR	142	Y	
ECCS PUMP ROOM HVAC	SV-76-197B	SOLENOID OPERATOR	142	Y	
ECCS PUMP ROOM HVAC	SV-76-198A	SOLENOID OPERATOR	142	Y	
ECCS PUMP ROOM HVAC	SV-76-198B	SOLENOID OPERATOR	142	Y	
ECCS PUMP ROOM HVAC	SV-76-199A	SOLENOID OPERATOR	142	Y	
ECCS PUMP ROOM HVAC	SV-76-199B	SOLENOID OPERATOR	142	Y	
ECCS PUMP ROOM HVAC	TE-76-121A	TEMPERATURE ELEMENT	182	Y	
ECCS PUMP ROOM HVAC	TE-76-121B	TEMPERATURE ELEMENT	182	Y	
ECCS PUMP ROOM HVAC	TE-76-122A	TEMPERATURE ELEMENT	182	Y	
ECCS PUMP ROOM HVAC	TE-76-122B	TEMPERATURE ELEMENT	182	Y	
ECCS PUMP ROOM HVAC	TE-76-123A	TEMPERATURE ELEMENT	182	Y	
ECCS PUMP ROOM HVAC	TE-76-123B	TEMPERATURE ELEMENT	182	Y	

SYSTEM	PLANT ID	DESCRIPTION	EQRR#	QUALIFIED	NOTES
ECCS PUMP ROOM HVAC	TE-76-123C	TEMPERATURE ELEMENT	182	Y	
ECCS PUMP ROOM HVAC	TE-76-123D	TEMPERATURE ELEMENT	182	Y	
ECCS PUMP ROOM HVAC	TE-76-123E	TEMPERATURE ELEMENT	182	Y	
ECCS PUMP ROOM HVAC	TE-76-123F	TEMPERATURE ELEMENT	182	Y	
ECCS PUMP ROOM HVAC	TE-76-123G	TEMPERATURE ELEMENT	182	Y	
ECCS PUMP ROOM HVAC	TE-76-123H	TEMPERATURE ELEMENT	182	Y	
ECCS PUMP ROOM HVAC	TE-76-124A	TEMPERATURE ELEMENT	182	Y	
ECCS PUMP ROOM HVAC	TE-76-124B	TEMPERATURE ELEMENT	182	Y	
ECCS PUMP ROOM HVAC	TE-76-124C	TEMPERATURE ELEMENT	182	Y	
ECCS PUMP ROOM HVAC	TE-76-124D	TEMPERATURE ELEMENT	182	Y	
ECCS PUMP ROOM HVAC	TE-76-124E	TEMPERATURE ELEMENT	182	Y	
ECCS PUMP ROOM HVAC	TE-76-124F	TEMPERATURE ELEMENT	182	Y	
ECCS PUMP ROOM HVAC	TE-76-124G	TEMPERATURE ELEMENT	182	Y	
ECCS PUMP ROOM HVAC	TE-76-124H	TEMPERATURE ELEMENT	182	Y	
ECCS PUMP ROOM HVAC	TIT-76-121A	TEMP IND TRANSMITTER	144	Y	R
ECCS PUMP ROOM HVAC	TIT-76-121B	TEMP IND TRANSMITTER	144	Y	R
ECCS PUMP ROOM HVAC	TIT-76-122A	TEMP IND TRANSMITTER	144	Y	R
ECCS PUMP ROOM HVAC	TIT-76-122B	TEMP IND TRANSMITTER	144	Y	R
ECCS PUMP ROOM HVAC	TIT-76-123A	TEMP IND TRANSMITTER	144	Y	R
ECCS PUMP ROOM HVAC	TIT-76-123B	TEMP IND TRANSMITTER	144	Y	R
ECCS PUMP ROOM HVAC	TIT-76-123C	TEMP IND TRANSMITTER	144	Y	R
ECCS PUMP ROOM HVAC	TIT-76-123D	TEMP IND TRANSMITTER	144	Y	R
ECCS PUMP ROOM HVAC	TIT-76-123E	TEMP IND TRANSMITTER	144	Y	R
ECCS PUMP ROOM HVAC	TIT-76-123F	TEMP IND TRANSMITTER	144	Y	R
ECCS PUMP ROOM HVAC	TIT-76-123G	TEMP IND TRANSMITTER	144	Y	R
ECCS PUMP ROOM HVAC	TIT-76-123H	TEMP IND TRANSMITTER	144	Y	R

SYSTEM	PLANT ID	DESCRIPTION	EQRR#	QUALIFIED	NOTES
ECCS PUMP ROOM HVAC	TIT-76-124A	TEMP IND TRANSMITTER	144	Y	R
ECCS PUMP ROOM HVAC	TIT-76-124B	TEMP IND TRANSMITTER	144	Y	R
ECCS PUMP ROOM HVAC	TIT-76-124C	TEMP IND TRANSMITTER	144	Y	R
ECCS PUMP ROOM HVAC	TIT-76-124D	TEMP IND TRANSMITTER	144	Y	R
ECCS PUMP ROOM HVAC	TIT-76-124E	TEMP IND TRANSMITTER	144	Y	R
ECCS PUMP ROOM HVAC	TIT-76-124F	TEMP IND TRANSMITTER	144	Y	R
ECCS PUMP ROOM HVAC	TIT-76-124G	TEMP IND TRANSMITTER	144	Y	R
ECCS PUMP ROOM HVAC	TIT-76-124H	TEMP IND TRANSMITTER	144	Y	R
ECCS PUMP ROOM HVAC	TSHHH-76-121A	TEMPERATURE SWITCH	159	Y	R
ECCS PUMP ROOM HVAC	TSHHH-76-121B	TEMPERATURE SWITCH	159	Y	R
ECCS PUMP ROOM HVAC	TSHHH-76-122A	TEMPERATURE SWITCH	159	Y	R
ECCS PUMP ROOM HVAC	TSHHH-76-122B	TEMPERATURE SWITCH	159	Y	R
ECCS PUMP ROOM HVAC	TSHHH-76-123A	TEMPERATURE SWITCH	159	Y	R
ECCS PUMP ROOM HVAC	TSHHH-76-123B	TEMPERATURE SWITCH	159	Y	R
ECCS PUMP ROOM HVAC	TSHHH-76-123C	TEMPERATURE SWITCH	159	Y	R
ECCS PUMP ROOM HVAC	TSHHH-76-123D	TEMPERATURE SWITCH	159	Y	R
ECCS PUMP ROOM HVAC	TSHHH-76-123E	TEMPERATURE SWITCH	159	Y	R
ECCS PUMP ROOM HVAC	TSHHH-76-123F	TEMPERATURE SWITCH	159	Y	R
ECCS PUMP ROOM HVAC	TSHHH-76-123G	TEMPERATURE SWITCH	159	Y	R
ECCS PUMP ROOM HVAC	TSHHH-76-123H	TEMPERATURE SWITCH	159	Y	R
ECCS PUMP ROOM HVAC	TSHHH-76-124A	TEMPERATURE SWITCH	159	Y	R
ECCS PUMP ROOM HVAC	TSHHH-76-124B	TEMPERATURE SWITCH	159	Y	R
ECCS PUMP ROOM HVAC	TSHHH-76-124C	TEMPERATURE SWITCH	159	Y	R
ECCS PUMP ROOM HVAC	TSHHH-76-124D	TEMPERATURE SWITCH	159	Y	R
ECCS PUMP ROOM HVAC	TSHHH-76-124E	TEMPERATURE SWITCH	159	Y	R
ECCS PUMP ROOM HVAC	TSHHH-76-124F	TEMPERATURE SWITCH	159	Y	R

SYSTEM	PLANT ID	DESCRIPTION	EQRR#	QUALIFIED	NOTES
ECCS PUMP ROOM HVAC	TSHHH-76-124G	TEMPERATURE SWITCH	159	Y	R
ECCS PUMP ROOM HVAC	TSHHH-76-124H	TEMPERATURE SWITCH	159	Y	R
ECCS PUMP ROOM HVAC	TSHL-76-121A	TEMPERATURE SWITCH	159	Y	R
ECCS PUMP ROOM HVAC	TSHL-76-121B	TEMPERATURE SWITCH	159	Y	R
ECCS PUMP ROOM HVAC	TSHL-76-122A	TEMPERATURE SWITCH	159	Y	R
ECCS PUMP ROOM HVAC	TSHL-76-122B	TEMPERATURE SWITCH	159	Y	R
ECCS PUMP ROOM HVAC	TSHL-76-123A	TEMPERATURE SWITCH	159	Y	R
ECCS PUMP ROOM HVAC	TSHL-76-123B	TEMPERATURE SWITCH	159	Y	R
ECCS PUMP ROOM HVAC	TSHL-76-123C	TEMPERATURE SWITCH	159	Y	R
ECCS PUMP ROOM HVAC	TSHL-76-123D	TEMPERATURE SWITCH	159	Y	R
ECCS PUMP ROOM HVAC	TSHL-76-123E	TEMPERATURE SWITCH	159	Y	R
ECCS PUMP ROOM HVAC	TSHL-76-123F	TEMPERATURE SWITCH	159	Y	R
ECCS PUMP ROOM HVAC	TSHL-76-123G	TEMPERATURE SWITCH	159	Y	R
ECCS PUMP ROOM HVAC	TSHL-76-123H	TEMPERATURE SWITCH	159	Y	R
ECCS PUMP ROOM HVAC	TSHL-76-124A	TEMPERATURE SWITCH	159	Y	R
ECCS PUMP ROOM HVAC	TSHL-76-124B	TEMPERATURE SWITCH	159	Y	R
ECCS PUMP ROOM HVAC	TSHL-76-124C	TEMPERATURE SWITCH	159	Y	R
ECCS PUMP ROOM HVAC	TSHL-76-124D	TEMPERATURE SWITCH	159	Y	R
ECCS PUMP ROOM HVAC	TSHL-76-124E	TEMPERATURE SWITCH	159	Y	R
ECCS PUMP ROOM HVAC	TSHL-76-124F	TEMPERATURE SWITCH	159	Y	R
ECCS PUMP ROOM HVAC	TSHL-76-124G	TEMPERATURE SWITCH	159	Y	R
ECCS PUMP ROOM HVAC	TSHL-76-124H	TEMPERATURE SWITCH	159	Y	R
ECCS PUMP ROOM HVAC	ZS-76-201-21A	POSITION SWITCH	142	Y	
ECCS PUMP ROOM HVAC	ZS-76-201-21B	POSITION SWITCH	142	Y	
ECCS PUMP ROOM HVAC	ZS-76-201-22A	POSITION SWITCH	142	Y	
ECCS PUMP ROOM HVAC	ZS-76-201-22B	POSITION SWITCH	142	Y	

SYSTEM	PLANT ID	DESCRIPTION	EQRR#	QUALIFIED	NOTES
ECCS PUMP ROOM HVAC	ZS-76-201-23A	POSITION SWITCH	142	Y	
ECCS PUMP ROOM HVAC	ZS-76-201-23B	POSITION SWITCH	142	Y	
ECCS PUMP ROOM HVAC	ZS-76-201-39A	POSITION SWITCH	142	Y	
ECCS PUMP ROOM HVAC	ZS-76-201-39B	POSITION SWITCH	142	Y	
ECCS PUMP ROOM HVAC	ZS-76-201-68A	POSITION SWITCH	142	Y	
ECCS PUMP ROOM HVAC	ZS-76-201-68B	POSITION SWITCH	142	Y	
ECCS PUMP ROOM HVAC	ZS-76-202-104A	POSITION SWITCH	142	Y	
ECCS PUMP ROOM HVAC	ZS-76-202-104B	POSITION SWITCH	142	Y	
ECCS PUMP ROOM HVAC	ZS-76-202-118A	POSITION SWITCH	142	Y	
ECCS PUMP ROOM HVAC	ZS-76-202-118B	POSITION SWITCH	142	Y	
ECCS PUMP ROOM HVAC	ZS-76-202-20A	POSITION SWITCH	142	Y	
ECCS PUMP ROOM HVAC	ZS-76-202-20B	POSITION SWITCH	142	Y	
ECCS PUMP ROOM HVAC	ZS-76-202-33A	POSITION SWITCH	142	Y	
ECCS PUMP ROOM HVAC	ZS-76-202-33B	POSITION SWITCH	142	Y	
ECCS PUMP ROOM HVAC	ZS-76-202-40A	POSITION SWITCH	142	Y	
ECCS PUMP ROOM HVAC	ZS-76-202-40B	POSITION SWITCH	142	Y	
ECCS PUMP ROOM HVAC	ZS-76-202-41A	POSITION SWITCH	142	Y	
ECCS PUMP ROOM HVAC	ZS-76-202-41B	POSITION SWITCH	142	Y	
ECCS PUMP ROOM HVAC	ZS-76-202-67A	POSITION SWITCH	142	Y	
ECCS PUMP ROOM HVAC	ZS-76-202-67B	POSITION SWITCH	142	Y	
ECCS PUMP ROOM HVAC	ZS-76-203-1A	POSITION SWITCH	142	Y	
ECCS PUMP ROOM HVAC	ZS-76-203-1B	POSITION SWITCH	142	Y	
ECCS PUMP ROOM HVAC	ZS-76-203-10A	POSITION SWITCH	142	Y	
ECCS PUMP ROOM HVAC	ZS-76-203-10B	POSITION SWITCH	142	Y	
ECCS PUMP ROOM HVAC	ZS-76-203-14A	POSITION SWITCH	142	Y	
ECCS PUMP ROOM HVAC	ZS-76-203-14B	POSITION SWITCH	142	Y	

SYSTEM	PLANT ID	DESCRIPTION	EQRR#	QUALIFIED	NOTES
ECCS PUMP ROOM HVAC	ZS-76-203-16A	POSITION SWITCH	142	Y	
ECCS PUMP ROOM HVAC	ZS-76-203-16B	POSITION SWITCH	142	Y	
ECCS PUMP ROOM HVAC	ZS-76-203-17A	POSITION SWITCH	142	Y	
ECCS PUMP ROOM HVAC	ZS-76-203-17B	POSITION SWITCH	142	Y	
ECCS PUMP ROOM HVAC	ZS-76-203-20A	POSITION SWITCH	142	Y	
ECCS PUMP ROOM HVAC	ZS-76-203-20B	POSITION SWITCH	142	Y	
ECCS PUMP ROOM HVAC	ZS-76-203-22A	POSITION SWITCH	142	Y	
ECCS PUMP ROOM HVAC	ZS-76-203-22B	POSITION SWITCH	142	Y	
ECCS PUMP ROOM HVAC	ZS-76-203-23A	POSITION SWITCH	142	Y	
ECCS PUMP ROOM HVAC	ZS-76-203-23B	POSITION SWITCH	142	Y	
ECCS PUMP ROOM HVAC	ZS-76-203-24A	POSITION SWITCH	142	Y	
ECCS PUMP ROOM HVAC	ZS-76-203-24B	POSITION SWITCH	142	Y	
ECCS PUMP ROOM HVAC	ZS-76-203-25A	POSITION SWITCH	142	Y	
ECCS PUMP ROOM HVAC	ZS-76-203-25B	POSITION SWITCH	142	Y	
ECCS PUMP ROOM HVAC	ZS-76-203-26A	POSITION SWITCH	142	Y	
ECCS PUMP ROOM HVAC	ZS-76-203-26B	POSITION SWITCH	142	Y	
ECCS PUMP ROOM HVAC	ZS-76-203-27A	POSITION SWITCH	142	Y	
ECCS PUMP ROOM HVAC	ZS-76-203-27B	POSITION SWITCH	142	Y	
ECCS PUMP ROOM HVAC	ZS-76-203-28A	POSITION SWITCH	142	Y	
ECCS PUMP ROOM HVAC	ZS-76-203-28B	POSITION SWITCH	142	Y	
ECCS PUMP ROOM HVAC	ZS-76-203-29A	POSITION SWITCH	142	Y	
ECCS PUMP ROOM HVAC	ZS-76-203-29B	POSITION SWITCH	142	Y	
ECCS PUMP ROOM HVAC	ZS-76-203-3A	POSITION SWITCH	142	Y	
ECCS PUMP ROOM HVAC	ZS-76-203-3B	POSITION SWITCH	142	Y	
ECCS PUMP ROOM HVAC	ZS-76-203-30A	POSITION SWITCH	142	Y	
ECCS PUMP ROOM HVAC	ZS-76-203-30B	POSITION SWITCH	142	Y	

SYSTEM	PLANT ID	DESCRIPTION	EQRR#	QUALIFIED	NOTES
ECCS PUMP ROOM HVAC	ZS-76-203-31A	POSITION SWITCH	142	Y	
ECCS PUMP ROOM HVAC	ZS-76-203-31B	POSITION SWITCH	142	Y	
ECCS PUMP ROOM HVAC	ZS-76-203-37A	POSITION SWITCH	142	Y	
ECCS PUMP ROOM HVAC	ZS-76-203-37B	POSITION SWITCH	142	Y	
ECCS PUMP ROOM HVAC	ZS-76-203-38A	POSITION SWITCH	142	Y	
ECCS PUMP ROOM HVAC	ZS-76-203-38B	POSITION SWITCH	142	Y	
ECCS PUMP ROOM HVAC	ZS-76-203-39A	POSITION SWITCH	142	Y	
ECCS PUMP ROOM HVAC	ZS-76-203-39B	POSITION SWITCH	142	Y	
ECCS PUMP ROOM HVAC	ZS-76-203-4A	POSITION SWITCH	142	Y	
ECCS PUMP ROOM HVAC	ZS-76-203-4B	POSITION SWITCH	142	Y	
ECCS PUMP ROOM HVAC	ZS-76-203-42A	POSITION SWITCH	142	Y	
ECCS PUMP ROOM HVAC	ZS-76-203-42B	POSITION SWITCH	142	Y	
ECCS PUMP ROOM HVAC	ZS-76-203-43A	POSITION SWITCH	142	Y	
ECCS PUMP ROOM HVAC	ZS-76-203-43B	POSITION SWITCH	142	Y	
ECCS PUMP ROOM HVAC	ZS-76-203-44A	POSITION SWITCH	142	Y	
ECCS PUMP ROOM HVAC	ZS-76-203-44B	POSITION SWITCH	142	Y	
ECCS PUMP ROOM HVAC	ZS-76-203-9A	POSITION SWITCH	142	Y	
ECCS PUMP ROOM HVAC	ZS-76-203-9B	POSITION SWITCH	142	Y	
ECCS PUMP ROOM HVAC	76-HS-1AC208	HAND SWITCH	144	Y	R
ECCS PUMP ROOM HVAC	76-HS-1BC208	HAND SWITCH	144	Y	R
ECCS PUMP ROOM HVAC	76-HS-1CC208	HAND SWITCH	144	Y	R
ECCS PUMP ROOM HVAC	76-HS-1DC208	HAND SWITCH	144	Y	R
ECCS PUMP ROOM HVAC	76-HS-10C234	HAND SWITCH	159	Y	R
ECCS PUMP ROOM HVAC	76-HS-10C245	HAND SWITCH	159	Y	R
ECCS PUMP ROOM HVAC	76-RELAY-1AC208	RELAY PANEL	159	Y	R
ECCS PUMP ROOM HVAC	76-RELAY-1BC208	RELAY PANEL	159	Y	R

SYSTEM	PLANT ID	DESCRIPTION	EQRR#	QUALIFIED	NOTES
ECCS PUMP ROOM HVAC	76-RELAY-1CC208	RELAY PANEL	159	Y	R
ECCS PUMP ROOM HVAC	76-RELAY-1DC208	RELAY PANEL	159	Y	R
ECCS PUMP ROOM HVAC	76-RELAY-10C234	RELAY PANEL	159	Y	
ECCS PUMP ROOM HVAC	76-RELAY-10C245	RELAY PANEL	159	Y	
ECCS PUMP ROOM HVAC	76-SJR-10C234	POSITION SWITCH	159	Y	
ECCS PUMP ROOM HVAC	76-SJR-10C245	POSITION SWITCH	159	Y	
ECCS PUMP ROOM HVAC	76-1AV208	FAN MOTOR	62	Y	
ECCS PUMP ROOM HVAC	76-1AV209	FAN MOTOR	62	Y	
ECCS PUMP ROOM HVAC	76-1AV210	FAN MOTOR	62	Y	
ECCS PUMP ROOM HVAC	76-1AV211	FAN MOTOR	62	Y	
ECCS PUMP ROOM HVAC	76-1BV208	FAN MOTOR	62	Y	
ECCS PUMP ROOM HVAC	76-1BV209	FAN MOTOR	62	Y	
ECCS PUMP ROOM HVAC	76-1BV210	FAN MOTOR	62	Y	
ECCS PUMP ROOM HVAC	76-1BV211	FAN MOTOR	62	Y	
ECCS PUMP ROOM HVAC	76-1CV210	FAN MOTOR	62	Y	
ECCS PUMP ROOM HVAC	76-1CV211	FAN MOTOR	62	Y	
ECCS PUMP ROOM HVAC	76-1DV210	FAN MOTOR	62	Y	
ECCS PUMP ROOM HVAC	76-1DV211	FAN MOTOR	62	Y	
ECCS PUMP ROOM HVAC	76-1EV210	FAN MOTOR	62	Y	
ECCS PUMP ROOM HVAC	76-1EV211	FAN MOTOR	62	Y	
ECCS PUMP ROOM HVAC	76-1FV210	FAN MOTOR	62	Y	
ECCS PUMP ROOM HVAC	76-1FV211	FAN MOTOR	62	Y	
ECCS PUMP ROOM HVAC	76-1GV210	FAN MOTOR	62	Y	
ECCS PUMP ROOM HVAC	76-1GV211	FAN MOTOR	62	Y	
ECCS PUMP ROOM HVAC	76-1HV210	FAN MOTOR	62	Y	
ECCS PUMP ROOM HVAC	76-1HV211	FAN MOTOR	62	Y	

CCPN TOTAL

SYSTEM	PLANT ID	DESCRIPTION	EQRR#	QUALIFIED	NOTES
EMERGENCY SERVICE WATER	FT-11-011A	FLOW TRANSMITTER	1	Y	0
EMERGENCY SERVICE WATER	FT-11-011B	FLOW TRANSMITTER	1	Y	0
EMERGENCY SERVICE WATER	FT-11-013A	FLOW TRANSMITTER	1	Y	0
EMERGENCY SERVICE WATER	FT-11-013B	FLOW TRANSMITTER	1	Y	0
EMERGENCY SERVICE WATER	FT-11-015A	FLOW TRANSMITTER	1	Y	0
EMERGENCY SERVICE WATER	FT-11-015B	FLOW TRANSMITTER	1	Y	0
EMERGENCY SERVICE WATER	HV-11-011A	MOTOR OPERATOR	120	Y	
EMERGENCY SERVICE WATER	HV-11-011B	MOTOR OPERATOR	120	Y	
EMERGENCY SERVICE WATER	HV-11-015A	MOTOR OPERATOR	120	Y	
EMERGENCY SERVICE WATER	HV-11-015B	MOTOR OPERATOR	120	Y	
EMERGENCY SERVICE WATER	HV-11-041	SOLENOID OPERATOR	80	Y	
EMERGENCY SERVICE WATER	HV-11-042	SOLENOID OPERATOR	78	Y	
EMERGENCY SERVICE WATER	HV-11-043	SOLENOID OPERATOR	78	Y	
EMERGENCY SERVICE WATER	HV-11-044	SOLENOID OPERATOR	80	Y	
EMERGENCY SERVICE WATER	HV-11-048	SOLENOID OPERATOR	124	Y	
EMERGENCY SERVICE WATER	HV-11-049	SOLENOID OPERATOR	124	Y	
EMERGENCY SERVICE WATER	HV-11-071	SOLENOID OPERATOR	80	Y	
EMERGENCY SERVICE WATER	HV-11-072	SOLENOID OPERATOR	78	Y	
EMERGENCY SERVICE WATER	HV-11-073	SOLENOID OPERATOR	78	Y	
EMERGENCY SERVICE WATER	HV-11-074	SOLENOID OPERATOR	80	Y	
EMERGENCY SERVICE WATER	HV-11-078	SOLENOID OPERATOR	124	Y	
EMERGENCY SERVICE WATER	HV-11-079	SOLENOID OPERATOR	124	Y	
EMERGENCY SERVICE WATER	HV-11-101A	SOLENOID OPERATOR	124	Y	
EMERGENCY SERVICE WATER	HV-11-101B	SOLENOID OPERATOR	124	Y	
EMERGENCY SERVICE WATER	HV-11-101C	SOLENOID OPERATOR	124	Y	
EMERGENCY SERVICE WATER	HV-11-101D	SOLENOID OPERATOR	124	Y	

SYSTEM	PLANT ID	DESCRIPTION	EQRR#	QUALIFIED	NOTES
EMERGENCY SERVICE WATER	HV-11-101E	SOLENOID OPERATOR	124	Y	
EMERGENCY SERVICE WATER	HV-11-101F	SOLENOID OPERATOR	124	Y	
EMERGENCY SERVICE WATER	HV-11-101G	SOLENOID OPERATOR	124	Y	
EMERGENCY SERVICE WATER	HV-11-101H	SOLENOID OPERATOR	124	Y	
EMERGENCY SERVICE WATER	HV-11-103A	SOLENOID OPERATOR	83	Y	
EMERGENCY SERVICE WATER	HV-11-103B	SOLENOID OPERATOR	83	Y	
EMERGENCY SERVICE WATER	HV-11-104A	SOLENOID OPERATOR	78	Y	
EMERGENCY SERVICE WATER	HV-11-104B	SOLENOID OPERATOR	78	Y	
EMERGENCY SERVICE WATER	HV-11-104C	SOLENOID OPERATOR	78	Y	
EMERGENCY SERVICE WATER	HV-11-104D	SOLENOID OPERATOR	78	Y	
EMERGENCY SERVICE WATER	HV-11-104E	SOLENOID OPERATOR	78	Y	
EMERGENCY SERVICE WATER	HV-11-104F	SOLENOID OPERATOR	78	Y	
EMERGENCY SERVICE WATER	HV-11-104G	SOLENOID OPERATOR	78	Y	
EMERGENCY SERVICE WATER	HV-11-104H	SOLENOID OPERATOR	78	Y	
EMERGENCY SERVICE WATER	HV-11-106A	SOLENOID OPERATOR	124	Y	
EMERGENCY SERVICE WATER	HV-11-106B	SOLENOID OPERATOR	124	Y	
EMERGENCY SERVICE WATER	HV-11-121	SOLENOID OPERATOR	80	Y	
EMERGENCY SERVICE WATER	HV-11-123	SOLENOID OPERATOR	80	Y	
EMERGENCY SERVICE WATER	HV-11-124	SOLENOID OPERATOR	81	Y	
EMERGENCY SERVICE WATER	HV-11-125	SOLENOID OPERATOR	80	Y	
EMERGENCY SERVICE WATER	HV-11-126	SOLENOID OPERATOR	80	Y	
EMERGENCY SERVICE WATER	HV-11-127	SOLENOID OPERATOR	81	Y	
EMERGENCY SERVICE WATER	HV-11-128	SOLENOID OPERATOR	81	Y	
EMERGENCY SERVICE WATER	TE-11-007A	SOLENOID OPERATOR	179	Y	
EMERGENCY SERVICE WATER	TE-11-007B	SOLENOID OPERATOR	179	Y	

CCPN TOTAL

SYSTEM	PLANT ID	DESCRIPTION	EQRP#	QUALIFIED	NOTES
EQUIPMENT & FLOOR DRAINS	HV-61-102	MOTOR OPERATOR	123	Y	
EQUIPMENT & FLOOR DRAINS	HV-61-110	SOLENOID OPERATOR	82	Y	
EQUIPMENT & FLOOR DRAINS	HV-61-111	SOLENOID OPERATOR	77	Y	
EQUIPMENT & FLOOR DRAINS	HV-61-130	SOLENOID OPERATOR	82	Y	
EQUIPMENT & FLOOR DRAINS	HV-61-131	SOLENOID OPERATOR	78	Y	
EQUIPMENT & FLOOR DRAINS	HV-61-132	MOTOR OPERATOR	123	Y	
EQUIPMENT & FLOOR DRAINS	LSHL-61-110	LEVEL SWITCH		E	R
EQUIPMENT & FLOOR DRAINS	LSHL-61-111	LEVEL SWITCH		E	R
EQUIPMENT & FLOOR DRAINS	LSHL-61-130	LEVEL SWITCH		E	R
EQUIPMENT & FLOOR DRAINS	LSHL-61-131	LEVEL SWITCH		E	R
EQUIPMENT & FLOOR DRAINS	LT-61-115	LEVEL TRANSMITTER	1	Y	O
EQUIPMENT & FLOOR DRAINS	LT-61-135	LEVEL TRANSMITTER	1	Y	O
EQUIPMENT & FLOOR DRAINS	ZS-61-110	POSITION SWITCH	82	Y	O
EQUIPMENT & FLOOR DRAINS	ZS-61-111	POSITION SWITCH	77	Y	O
EQUIPMENT & FLOOR DRAINS	HV-61-112	POSITION SWITCH	123	Y	O R
EQUIPMENT & FLOOR DRAINS	ZS-61-130	POSITION SWITCH	82	Y	O
EQUIPMENT & FLOOR DRAINS	ZS-61-131	POSITION SWITCH	78	Y	O

CCPN TOTAL

SYSTEM	PLANT ID	DESCRIPTION	EQRR#	QUALIFIED	NOTES
HIGH PRESSURE COOLANT INJECTION (HPCI)	FT-55-1N008	FLOW TRANSMITTER	1	Y	O
HIGH PRESSURE COOLANT INJECTION (HPCI)	FT-55-1N051	FLOW TRANSMITTER		E	E
HIGH PRESSURE COOLANT INJECTION (HPCI)	HV-55-1F001	MOTOR OPERATOR	108	Y	
HIGH PRESSURE COOLANT INJECTION (HPCI)	HV-55-1F002	MOTOR OPERATOR	112	Y	TO
HIGH PRESSURE COOLANT INJECTION (HPCI)	HV-55-1F003	MOTOR OPERATOR	112	Y	TO
HIGH PRESSURE COOLANT INJECTION (HPCI)	HV-55-1F004	MOTOR OPERATOR	94	Y	
HIGH PRESSURE COOLANT INJECTION (HPCI)	HV-55-1F006	MOTOR OPERATOR	108	Y	
HIGH PRESSURE COOLANT INJECTION (HPCI)	HV-55-1F007	MOTOR OPERATOR	108	Y	
HIGH PRESSURE COOLANT INJECTION (HPCI)	HV-55-1F008	MOTOR OPERATOR	114	Y	O
HIGH PRESSURE COOLANT INJECTION (HPCI)	HV-55-1F011	MOTOR OPERATOR	108	Y	
HIGH PRESSURE COOLANT INJECTION (HPCI)	HV-55-1F012	MOTOR OPERATOR	207	Y	O
HIGH PRESSURE COOLANT INJECTION (HPCI)	HV-55-1F028	MOTOR OPERATOR	124	Y	O
HIGH PRESSURE COOLANT INJECTION (HPCI)	HV-55-1F029	MOTOR OPERATOR	124	Y	O
HIGH PRESSURE COOLANT INJECTION (HPCI)	HV-55-1F041	MOTOR OPERATOR	122	Y	
HIGH PRESSURE COOLANT INJECTION (HPCI)	HV-55-1F042	MOTOR OPERATOR	94	Y	O
HIGH PRESSURE COOLANT INJECTION (HPCI)	HV-55-1F054	MOTOR OPERATOR		E	E
HIGH PRESSURE COOLANT INJECTION (HPCI)	HV-55-1F071	MOTOR OPERATOR	107	Y	O
HIGH PRESSURE COOLANT INJECTION (HPCI)	HV-55-1F072	MOTOR OPERATOR	94	Y	O
HIGH PRESSURE COOLANT INJECTION (HPCI)	HV-55-1F093	MOTOR OPERATOR	90	Y	O
HIGH PRESSURE COOLANT INJECTION (HPCI)	HV-55-1F095	MOTOR OPERATOR	90	Y	O
HIGH PRESSURE COOLANT INJECTION (HPCI)	HV-55-1F100	MOTOR OPERATOR	123	Y	O
HIGH PRESSURE COOLANT INJECTION (HPCI)	HV-55-1F105	MOTOR OPERATOR	105	Y	
HIGH PRESSURE COOLANT INJECTION (HPCI)	HV-56-1F025	MOTOR OPERATOR	124	Y	
HIGH PRESSURE COOLANT INJECTION (HPCI)	HV-56-1F026	MOTOR OPERATOR	124	Y	
HIGH PRESSURE COOLANT INJECTION (HPCI)	HV-56-1F059	MOTOR OPERATOR	123	Y	
HIGH PRESSURE COOLANT INJECTION (HPCI)	LSH-55-1N014	LEVEL SWITCH		E	E

SYSTEM	PLANT ID	DESCRIPTION	EQRR#	QUALIFIED	NOTES
HIGH PRESSURE COOLANT INJECTION (HPCI)	LT-55-1N061B	LEVEL TRANSMITTER	1	Y	R
HIGH PRESSURE COOLANT INJECTION (HPCI)	LT-55-1N061F	LEVEL TRANSMITTER	1	Y	R
HIGH PRESSURE COOLANT INJECTION (HPCI)	LT-55-1N062B	LEVEL TRANSMITTER	PB07	Y	
HIGH PRESSURE COOLANT INJECTION (HPCI)	LT-55-1N062F	LEVEL TRANSMITTER	PB08	Y	
HIGH PRESSURE COOLANT INJECTION (HPCI)	PDT-55-1N057B	PRESSURE DIFF TRANSMITTR	P1C2	Y	
HIGH PRESSURE COOLANT INJECTION (HPCI)	PDT-55-1N057D	PRESSURE DIFF TRANSMITTR	P1C3	Y	
HIGH PRESSURE COOLANT INJECTION (HPCI)	PT-55-1N013	PRESSURE TRANSMITTR		E	E
HIGH PRESSURE COOLANT INJECTION (HPCI)	PT-55-1N050	PRESSURE TRANSMITTER		E	E
HIGH PRESSURE COOLANT INJECTION (HPCI)	PT-55-1N058B	PRESSURE TRANSMITTER	P1B7	Y	
HIGH PRESSURE COOLANT INJECTION (HPCI)	PT-55-1N058D	PRESSURE TRANSMITTER	P1B8	Y	
HIGH PRESSURE COOLANT INJECTION (HPCI)	PT-55-1N058F	PRESSURE TRANSMITTER	P1B9	Y	
HIGH PRESSURE COOLANT INJECTION (HPCI)	PT-55-1N058H	PRESSURE TRANSMITTER	P1C1	Y	
HIGH PRESSURE COOLANT INJECTION (HPCI)	PT-56-1N052	PRESSURE TRANSMITTER		E	E
HIGH PRESSURE COOLANT INJECTION (HPCI)	PT-56-1N053	PRESSURE TRANSMITTER		E	E
HIGH PRESSURE COOLANT INJECTION (HPCI)	PT-56-1N055B	PRESSURE TRANSMITTER		E	E
HIGH PRESSURE COOLANT INJECTION (HPCI)	PT-56-1N055D	PRESSURE TRANSMITTER		E	E
HIGH PRESSURE COOLANT INJECTION (HPCI)	PT-56-1N055F	PRESSURE TRANSMITTER		E	E
HIGH PRESSURE COOLANT INJECTION (HPCI)	PT-56-1N055H	PRESSURE TRANSMITTER		E	E
HIGH PRESSURE COOLANT INJECTION (HPCI)	PT-56-1N056B	PRESSURE TRANSMITTER		E	E
HIGH PRESSURE COOLANT INJECTION (HPCI)	PT-56-1N056F	PRESSURE TRANSMITTER		E	E
HIGH PRESSURE COOLANT INJECTION (HPCI)	ZS-56-111	POSITION SWITCH		E	E
HIGH PRESSURE COOLANT INJECTION (HPCI)	ZS-56-112	POSITION SWITCH		E	E
HIGH PRESSURE COOLANT INJECTION (HPCI)	56-10S211	TURBINE CONTROLS		E	E
HIGH PRESSURE COOLANT INJECTION (HPCI)	56-10P213	PUMP MOTOR		E	E
HIGH PRESSURE COOLANT INJECTION (HPCI)	56-10P215	CONDENSATE PUMP MOTOR		E	E
HIGH PRESSURE COOLANT INJECTION (HPCI)	56-10P216	MOTOR		E	E

CCPN TOTAL

SYSTEM	PLANT ID	DESCRIPTION	EQRR#	QUALIFIED	NOTES
MSIV-LEAKAGE CONTOL SYSTEM (LCS)	FE-40-1N006B	FLOW ELEMENT	P601	N	
MSIV-LEAKAGE CONTOL SYSTEM (LCS)	FE-40-1N006F	FLOW ELEMENT	P602	N	
MSIV-LEAKAGE CONTOL SYSTEM (LCS)	FE-40-1N006K	FLOW ELEMENT	P603	N	
MSIV-LEAKAGE CONTOL SYSTEM (LCS)	FE-40-1N006P	FLOW ELEMENT	P604	N	
MSIV-LEAKAGE CONTOL SYSTEM (LCS)	FT-40-1N053B	FLOW TRANSMITTER	P701	N	
MSIV-LEAKAGE CONTOL SYSTEM (LCS)	FT-40-1N053F	FLOW TRANSMITTER	P702	N	
MSIV-LEAKAGE CONTOL SYSTEM (LCS)	FT-40-1N053K	FLOW TRANSMITTER	P703	N	
MSIV-LEAKAGE CONTOL SYSTEM (LCS)	FT-40-1N053P	FLOW TRANSMITTER	P704	N	
MSIV-LEAKAGE CONTOL SYSTEM (LCS)	HV-40-1F001B	MOTOR OPERATOR	123	Y	O
MSIV-LEAKAGE CONTOL SYSTEM (LCS)	HV-40-1F001F	MOTOR OPERATOR	123	Y	O
MSIV-LEAKAGE CONTOL SYSTEM (LCS)	HV-40-1F001K	MOTOR OPERATOR	123	Y	O
MSIV-LEAKAGE CONTOL SYSTEM (LCS)	HV-40-1F001P	MOTOR OPERATOR	123	Y	O
MSIV-LEAKAGE CONTOL SYSTEM (LCS)	HV-40-1F002B	MOTOR OPERATOR	123	Y	
MSIV-LEAKAGE CONTOL SYSTEM (LCS)	HV-40-1F002F	MOTOR OPERATOR	123	Y	
MSIV-LEAKAGE CONTOL SYSTEM (LCS)	HV-40-1F002K	MOTOR OPERATOR	123	Y	
MSIV-LEAKAGE CONTOL SYSTEM (LCS)	HV-40-1F002P	MOTOR OPERATOR	123	Y	
MSIV-LEAKAGE CONTOL SYSTEM (LCS)	HV-40-1F003B	MOTOR OPERATOR	123	Y	
MSIV-LEAKAGE CONTOL SYSTEM (LCS)	HV-40-1F003F	MOTOR OPERATOR	123	Y	
MSIV-LEAKAGE CONTOL SYSTEM (LCS)	HV-40-1F003K	MOTOR OPERATOR	123	Y	
MSIV-LEAKAGE CONTOL SYSTEM (LCS)	HV-40-1F003P	MOTOR OPERATOR	123	Y	
MSIV-LEAKAGE CONTOL SYSTEM (LCS)	HV-40-1F006	MOTOR OPERATOR	123	Y	
MSIV-LEAKAGE CONTOL SYSTEM (LCS)	HV-40-1F007	MOTOR OPERATOR	123	Y	
MSIV-LEAKAGE CONTOL SYSTEM (LCS)	HV-40-1F008	MOTOR OPERATOR	123	Y	
MSIV-LEAKAGE CONTOL SYSTEM (LCS)	HV-40-1F009	MOTOR OPERATOR	123	Y	
MSIV-LEAKAGE CONTOL SYSTEM (LCS)	PDT-40-1N054	PRESS DIFF TRANSMITTER	P109	Y	R
MSIV-LEAKAGE CONTOL SYSTEM (LCS)	PT-40-1N050	PRESSURE TRANSMITTER	P101	Y	R

SYSTEM	PLANT ID	DESCRIPTION	EQRR#	QUALIFIED	NOTES
MSIV-LEAKAGE CONTOL SYSTEM (LCS)	PT-40-1N051B	PRESSURE TRANSMITTER	1	Y	O
MSIV-LEAKAGE CONTOL SYSTEM (LCS)	PT-40-1N051F	PRESSURE TRANSMITTER	1	Y	O
MSIV-LEAKAGE CONTOL SYSTEM (LCS)	PT-40-1N051K	PRESSURE TRANSMITTER	1	Y	O
MSIV-LEAKAGE CONTOL SYSTEM (LCS)	PT-40-1N051P	PRESSURE TRANSMITTER	1	Y	O
MSIV-LEAKAGE CONTOL SYSTEM (LCS)	PT-40-1N055	PRESSURE TRANSMITTER	P102	Y	R
MSIV-LEAKAGE CONTOL SYSTEM (LCS)	PT-40-1N056	PRESSURE TRANSMITTER	1	Y	O
MSIV-LEAKAGE CONTOL SYSTEM (LCS)	PT-40-1N058	PRESSURE TRANSMITTER	P103	Y	R
MSIV-LEAKAGE CONTOL SYSTEM (LCS)	PT-40-1N060	PRESSURE TRANSMITTER	P104	Y	R
MSIV-LEAKAGE CONTOL SYSTEM (LCS)	PT-40-1N061B	PRESSURE TRANSMITTER	P111	Y	R
MSIV-LEAKAGE CONTOL SYSTEM (LCS)	PT-40-1N061F	PRESSURE TRANSMITTER	P112	Y	R
MSIV-LEAKAGE CONTOL SYSTEM (LCS)	PT-40-1N061K	PRESSURE TRANSMITTER	P150	Y	R
MSIV-LEAKAGE CONTOL SYSTEM (LCS)	PT-40-1N061P	PRESSURE TRANSMITTER	P113	Y	R
MSIV-LEAKAGE CONTOL SYSTEM (LCS)	40-1AK209	MOTOR	PA02	Y	
MSIV-LEAKAGE CONTOL SYSTEM (LCS)	40-1BE284	ELECTRIC HEATER	P901	Y	
MSIV-LEAKAGE CONTOL SYSTEM (LCS)	40-1EK209	MOTOR	PA03	Y	
MSIV-LEAKAGE CONTOL SYSTEM (LCS)	40-1FE284	ELECTRIC HEATER	P902	Y	
MSIV-LEAKAGE CONTOL SYSTEM (LCS)	40-1KE284	ELECTRIC HEATER	P903	Y	
MSIV-LEAKAGE CONTOL SYSTEM (LCS)	40-1PE284	ELECTRIC HEATER	P904	Y	
MSIV-LEAKAGE CONTOL SYSTEM (LCS)	40-10K208	MOTOR	PA01	Y	

CCPN TOTAL

SYSTEM	PLANT ID	DESCRIPTION	EQRR#	QUALIFIED	NOTES
NUCLEAR BOILER INSTRUMENTATION (NBI)	HV-42-147A	MOTOR OPERATOR	123	Y	O
NUCLEAR BOILER INSTRUMENTATION (NBI)	HV-42-147B	MOTOR OPERATOR	123	Y	O
NUCLEAR BOILER INSTRUMENTATION (NBI)	HV-42-147C	MOTOR OPERATOR	123	Y	O
NUCLEAR BOILER INSTRUMENTATION (NBI)	HV-42-147D	MOTOR OPERATOR	123	Y	O
NUCLEAR BOILER INSTRUMENTATION (NBI)	LT-42-1N080A	LEVEL TRANSMITTER	P156	Y	
NUCLEAR BOILER INSTRUMENTATION (NBI)	LT-42-1N080B	LEVEL TRANSMITTER	P157	Y	
NUCLEAR BOILER INSTRUMENTATION (NBI)	LT-42-1N080C	LEVEL TRANSMITTER	P158	Y	
NUCLEAR BOILER INSTRUMENTATION (NBI)	LT-42-1N080D	LEVEL TRANSMITTER	P159	Y	
NUCLEAR BOILER INSTRUMENTATION (NBI)	LT-42-1N081A	LEVEL TRANSMITTER	P160	Y	
NUCLEAR BOILER INSTRUMENTATION (NBI)	LT-42-1N081B	LEVEL TRANSMITTER	P161	Y	
NUCLEAR BOILER INSTRUMENTATION (NBI)	LT-42-1N081C	LEVEL TRANSMITTER	P162	Y	
NUCLEAR BOILER INSTRUMENTATION (NBI)	LT-42-1N081D	LEVEL TRANSMITTER	P163	Y	
NUCLEAR BOILER INSTRUMENTATION (NBI)	LT-42-1N085A	LEVEL TRANSMITTER	1	Y	TO R
NUCLEAR BOILER INSTRUMENTATION (NBI)	LT-42-1N085B	LEVEL TRANSMITTER	1	Y	TO R
NUCLEAR BOILER INSTRUMENTATION (NBI)	LT-42-1N091A	LEVEL TRANSMITTER	P164	Y	
NUCLEAR BOILER INSTRUMENTATION (NBI)	LT-42-1N091B	LEVEL TRANSMITTER	P165	Y	
NUCLEAR BOILER INSTRUMENTATION (NBI)	LT-42-1N091C	LEVEL TRANSMITTER	P166	Y	
NUCLEAR BOILER INSTRUMENTATION (NBI)	LT-42-1N091D	LEVEL TRANSMITTER	P167	Y	
NUCLEAR BOILER INSTRUMENTATION (NBI)	LT-42-1N091E	LEVEL TRANSMITTER	P168	Y	
NUCLEAR BOILER INSTRUMENTATION (NBI)	LT-42-1N091F	LEVEL TRANSMITTER	P169	Y	
NUCLEAR BOILER INSTRUMENTATION (NBI)	LT-42-1N091G	LEVEL TRANSMITTER	P170	Y	
NUCLEAR BOILER INSTRUMENTATION (NBI)	LT-42-1N091H	LEVEL TRANSMITTER	P171	Y	
NUCLEAR BOILER INSTRUMENTATION (NBI)	LT-42-1N095A	LEVEL TRANSMITTER	P172	Y	
NUCLEAR BOILER INSTRUMENTATION (NBI)	LT-42-1N095C	LEVEL TRANSMITTER	P173	Y	
NUCLEAR BOILER INSTRUMENTATION (NBI)	LT-42-1N097A	LEVEL TRANSMITTER	P174	Y	
NUCLEAR BOILER INSTRUMENTATION (NBI)	LT-42-1N097E	LEVEL TRANSMITTER	P175	Y	

SYSTEM	PLANT ID	DESCRIPTION	EQRR#	QUALIFIED	NOTES
NUCLEAR BOILER INSTRUMENTATION (NBI)	LT-42-1N402A	LEVEL TRANSMITTER	P1D5	Y	R
NUCLEAR BOILER INSTRUMENTATION (NBI)	LT-42-1N402B	LEVEL TRANSMITTER	P1D6	Y	R
NUCLEAR BOILER INSTRUMENTATION (NBI)	LT-42-1N402E	LEVEL TRANSMITTER	P1D7	Y	R
NUCLEAR BOILER INSTRUMENTATION (NBI)	LT-42-1N402F	LEVEL TRANSMITTER	P1D8	Y	R
NUCLEAR BOILER INSTRUMENTATION (NBI)	LT-42-115A	LEVEL TRANSMITTER	1	Y	TO
NUCLEAR BOILER INSTRUMENTATION (NBI)	LT-42-115B	LEVEL TRANSMITTER	1	Y	TO
NUCLEAR BOILER INSTRUMENTATION (NBI)	PT-42-C71-1N050A	PRESSURE TRANSMITTER	P129	Y	
NUCLEAR BOILER INSTRUMENTATION (NBI)	PT-42-C71-1N050B	PRESSURE TRANSMITTER	P130	Y	
NUCLEAR BOILER INSTRUMENTATION (NBI)	PT-42-C71-1N050C	PRESSURE TRANSMITTER	P131	Y	
NUCLEAR BOILER INSTRUMENTATION (NBI)	PT-42-C71-1N050D	PRESSURE TRANSMITTER	P132	Y	
NUCLEAR BOILER INSTRUMENTATION (NBI)	PT-42-1N078A	PRESSURE TRANSMITTER	P133	Y	
NUCLEAR BOILER INSTRUMENTATION (NBI)	PT-42-1N078B	PRESSURE TRANSMITTER	P134	Y	
NUCLEAR BOILER INSTRUMENTATION (NBI)	PT-42-1N078C	PRESSURE TRANSMITTER	P135	Y	
NUCLEAR BOILER INSTRUMENTATION (NBI)	PT-42-1N078D	PRESSURE TRANSMITTER	P136	Y	
NUCLEAR BOILER INSTRUMENTATION (NBI)	PT-42-1N090A	PRESSURE TRANSMITTER	P137	Y	
NUCLEAR BOILER INSTRUMENTATION (NBI)	PT-42-1N090B	PRESSURE TRANSMITTER	P138	Y	
NUCLEAR BOILER INSTRUMENTATION (NBI)	PT-42-1N090C	PRESSURE TRANSMITTER	P139	Y	
NUCLEAR BOILER INSTRUMENTATION (NBI)	PT-42-1N090D	PRESSURE TRANSMITTER	P140	Y	
NUCLEAR BOILER INSTRUMENTATION (NBI)	PT-42-1N090E	PRESSURE TRANSMITTER	P141	Y	
NUCLEAR BOILER INSTRUMENTATION (NBI)	PT-42-1N090F	PRESSURE TRANSMITTER	P142	Y	
NUCLEAR BOILER INSTRUMENTATION (NBI)	PT-42-1N090G	PRESSURE TRANSMITTER	P143	Y	
NUCLEAR BOILER INSTRUMENTATION (NBI)	PT-42-1N090H	PRESSURE TRANSMITTER	P144	Y	
NUCLEAR BOILER INSTRUMENTATION (NBI)	PT-42-1N090J	PRESSURE TRANSMITTER	P145	Y	
NUCLEAR BOILER INSTRUMENTATION (NBI)	PT-42-1N090K	PRESSURE TRANSMITTER	P146	Y	
NUCLEAR BOILER INSTRUMENTATION (NBI)	PT-42-1N090N	PRESSURE TRANSMITTER	P147	Y	
NUCLEAR BOILER INSTRUMENTATION (NBI)	PT-42-1N090P	PRESSURE TRANSMITTER	P148	Y	

SYSTEM	PLANT ID	DESCRIPTION	EQRR#	QUALIFIED	NOTES
NUCLEAR BOILER INSTRUMENTATION (NBI)	PT-42-1N094A	PRESSURE TRANSMITTER	P1D9	Y	
NUCLEAR BOILER INSTRUMENTATION (NBI)	PT-42-1N094B	PRESSURE TRANSMITTER	P149	Y	
NUCLEAR BOILER INSTRUMENTATION (NBI)	PT-42-1N094C	PRESSURE TRANSMITTER	P1E1	Y	
NUCLEAR BOILER INSTRUMENTATION (NBI)	PT-42-1N094D	PRESSURE TRANSMITTER	P151	Y	
NUCLEAR BOILER INSTRUMENTATION (NBI)	PT-42-1N094E	PRESSURE TRANSMITTER	P152	Y	
NUCLEAR BOILER INSTRUMENTATION (NBI)	PT-42-1N094F	PRESSURE TRANSMITTER	P153	Y	
NUCLEAR BOILER INSTRUMENTATION (NBI)	PT-42-1N094G	PRESSURE TRANSMITTER	P154	Y	
NUCLEAR BOILER INSTRUMENTATION (NBI)	PT-42-1N094H	PRESSURE TRANSMITTER	P155	Y	
NUCLEAR BOILER INSTRUMENTATION (NBI)	PT-42-1N403A	PRESSURE TRANSMITTER	P1E2	Y	R
NUCLEAR BOILER INSTRUMENTATION (NBI)	PT-42-1N403B	PRESSURE TRANSMITTER	P1E3	Y	R
NUCLEAR BOILER INSTRUMENTATION (NBI)	PT-42-1N403E	PRESSURE TRANSMITTER	P1E4	Y	R
NUCLEAR BOILER INSTRUMENTATION (NBI)	PT-42-1N403F	PRESSURE TRANSMITTER	P1E5	Y	R
NUCLEAR BOILER INSTRUMENTATION (NBI)	PT-42-101	PRESSURE TRANSMITTER	1	Y	TO R
NUCLEAR BOILER INSTRUMENTATION (NBI)	PT-42-103A	PRESSURE TRANSMITTER	1	Y	TO R
NUCLEAR BOILER INSTRUMENTATION (NBI)	PT-42-103B	PRESSURE TRANSMITTER	1	Y	TO R

CCPN TOTAL

SYSTEM	PLANT ID	DESCRIPTION	EQRR#	QUALIFIED	NOTES
NUCLEAR BOILER SYSTEM (NBS)	TE-42-104A	TEMPERATURE ELEMENT	179	Y	T R
NUCLEAR BOILER SYSTEM (NBS)	TE-42-104B	TEMPERATURE ELEMENT	179	Y	T R
NUCLEAR BOILER SYSTEM (NBS)	TE-42-104C	TEMPERATURE ELEMENT	179	Y	T R
NUCLEAR BOILER SYSTEM (NBS)	TE-42-104D	TEMPERATURE ELEMENT	179	Y	T R
NUCLEAR BOILER SYSTEM (NBS)	TE-42-105	TEMPERATURE ELEMENT	179	Y	T
NUCLEAR BOILER SYSTEM (NBS)	HV-C-41-1F020	MOTOR OPERATOR	56	Y	O
NUCLEAR BOILER SYSTEM (NBS)	HV-01-108	MOTOR OPERATOR	105	Y	
NUCLEAR BOILER SYSTEM (NBS)	HV-01-109	MOTOR OPERATOR	105	Y	
NUCLEAR BOILER SYSTEM (NBS)	HV-01-111	MOTOR OPERATOR	105	Y	
NUCLEAR BOILER SYSTEM (NBS)	HV-01-150	MOTOR OPERATOR	99	Y	
NUCLEAR BOILER SYSTEM (NBS)	HV-41-1F001	MOTOR OPERATOR	123	Y	
NUCLEAR BOILER SYSTEM (NBS)	HV-41-1F002	MOTOR OPERATOR	123	Y	T
NUCLEAR BOILER SYSTEM (NBS)	HV-41-1F011A	MOTOR OPERATOR	103	Y	T
NUCLEAR BOILER SYSTEM (NBS)	HV-41-1F011B	MOTOR OPERATOR	103	Y	
NUCLEAR BOILER SYSTEM (NBS)	HV-41-1F016	MOTOR OPERATOR	104	Y	O
NUCLEAR BOILER SYSTEM (NBS)	HV-41-1F019	MOTOR OPERATOR	104	Y	O
NUCLEAR BOILER SYSTEM (NBS)	HV-41-1F022A	SOLENOID OPERATOR	P801	Y	
NUCLEAR BOILER SYSTEM (NBS)	HV-41-1F022B	SOLENOID OPERATOR	P802	Y	
NUCLEAR BOILER SYSTEM (NBS)	HV-41-1F022C	SOLENOID OPERATOR	P803	Y	
NUCLEAR BOILER SYSTEM (NBS)	HV-41-1F022D	SOLENOID OPERATOR	P804	Y	
NUCLEAR BOILER SYSTEM (NBS)	HV-41-1F028A	SOLENOID OPERATOR	P805	Y	
NUCLEAR BOILER SYSTEM (NBS)	HV-41-1F028B	SOLENOID OPERATOR	P806	Y	
NUCLEAR BOILER SYSTEM (NBS)	HV-41-1F028C	SOLENOID OPERATOR	P807	Y	
NUCLEAR BOILER SYSTEM (NBS)	HV-41-1F028D	SOLENOID OPERATOR	P808	Y	
NUCLEAR BOILER SYSTEM (NBS)	HV-41-1F032A	MOTOR OPERATOR	116	Y	
NUCLEAR BOILER SYSTEM (NBS)	HV-41-1F032B	MOTOR OPERATOR	116	Y	

SYSTEM	PLANT ID	DESCRIPTION	EQRR#	QUALIFIED	NOTES
NUCLEAR BOILER SYSTEM (NBS)	HV-41-1F084	SOLENOID OPERATOR	124	Y	0
NUCLEAR BOILER SYSTEM (NBS)	HV-41-1F085	SOLENOID OPERATOR	124	Y	0
NUCLEAR BOILER SYSTEM (NBS)	HV-41-109A	MOTOR OPERATOR	106	Y	0
NUCLEAR BOILER SYSTEM (NBS)	HV-41-109B	MOTOR OPERATOR	106	Y	0
NUCLEAR BOILER SYSTEM (NBS)	HV-41-140	MOTOR OPERATOR	123	Y	0
NUCLEAR BOILER SYSTEM (NBS)	HV-41-141	MOTOR OPERATOR	123	Y	0
NUCLEAR BOILER SYSTEM (NBS)	HV-41-142	MOTOR OPERATOR	104	Y	0
NUCLEAR BOILER SYSTEM (NBS)	HV-41-143	MOTOR OPERATOR	104	Y	0
NUCLEAR BOILER SYSTEM (NBS)	ZS-41-1F084	LIMIT SWITCH	124	Y	0
NUCLEAR BOILER SYSTEM (NBS)	ZS-41-1F085	LIMIT SWITCH	124	Y	0
NUCLEAR BOILER SYSTEM (NBS)	PDT-41-1N086A	PRESS DIFF TRANSMITTER	P114	Y	
NUCLEAR BOILER SYSTEM (NBS)	PDT-41-1N086B	PRESS DIFF TRANSMITTER	P115	Y	
NUCLEAR BOILER SYSTEM (NBS)	PDT-41-1N086C	PRESS DIFF TRANSMITTER	P116	Y	
NUCLEAR BOILER SYSTEM (NBS)	PDT-41-1N086D	PRESS DIFF TRANSMITTER	P117	Y	
NUCLEAR BOILER SYSTEM (NBS)	PDT-41-1N087A	PRESS DIFF TRANSMITTER	P118	Y	
NUCLEAR BOILER SYSTEM (NBS)	PDT-41-1N087B	PRESS DIFF TRANSMITTER	P119	Y	
NUCLEAR BOILER SYSTEM (NBS)	PDT-41-1N087C	PRESS DIFF TRANSMITTER	P120	Y	
NUCLEAR BOILER SYSTEM (NBS)	PDT-41-1N087D	PRESS DIFF TRANSMITTER	P121	Y	
NUCLEAR BOILER SYSTEM (NBS)	PDT-41-1N088A	PRESS DIFF TRANSMITTER	P122	Y	
NUCLEAR BOILER SYSTEM (NBS)	PDT-41-1N088B	PRESS DIFF TRANSMITTER	P123	Y	
NUCLEAR BOILER SYSTEM (NBS)	PDT-41-1N088C	PRESS DIFF TRANSMITTER	P1D4	Y	
NUCLEAR BOILER SYSTEM (NBS)	PDT-41-1N088D	PRESS DIFF TRANSMITTER	P124	Y	
NUCLEAR BOILER SYSTEM (NBS)	PDT-41-1N089A	PRESS DIFF TRANSMITTER	P125	Y	
NUCLEAR BOILER SYSTEM (NBS)	PDT-41-1N089B	PRESS DIFF TRANSMITTER	P126	Y	
NUCLEAR BOILER SYSTEM (NBS)	PDT-41-1N089C	PRESS DIFF TRANSMITTER	P127	Y	
NUCLEAR BOILER SYSTEM (NBS)	PDT-41-1N089D	PRESS DIFF TRANSMITTER	P128	Y	

SYSTEM	PLANT ID	DESCRIPTION	EQRR#	QUALIFIED	NOTES
NUCLEAR BOILER SYSTEM (NBS)	PSV-41-1F013A	SOLENOID VALVE	P201	Y	T
NUCLEAR BOILER SYSTEM (NBS)	PSV-41-1F013B	SOLENOID VALVE	P202	Y	
NUCLEAR BOILER SYSTEM (NBS)	PSV-41-1F013C	SOLENOID VALVE	P243	Y	
NUCLEAR BOILER SYSTEM (NBS)	PSV-41-1F013D	SOLENOID VALVE	P203	Y	
NUCLEAR BOILER SYSTEM (NBS)	PSV-41-1F013E	SOLENOID VALVE	P204	Y	
NUCLEAR BOILER SYSTEM (NBS)	PSV-41-1F013F	SOLENOID VALVE	P205	Y	
NUCLEAR BOILER SYSTEM (NBS)	PSV-41-1F013G	SOLENOID VALVE	P206	Y	
NUCLEAR BOILER SYSTEM (NBS)	PSV-41-1F013H	SOLENOID VALVE	P207	Y	T
NUCLEAR BOILER SYSTEM (NBS)	PSV-41-1F013J	SOLENOID VALVE	P208	Y	T
NUCLEAR BOILER SYSTEM (NBS)	PSV-41-1F013K	SOLENOID VALVE	P209	Y	
NUCLEAR BOILER SYSTEM (NBS)	PSV-41-1F013L	SOLENOID VALVE	P210	Y	
NUCLEAR BOILER SYSTEM (NBS)	PSV-41-1F013M	SOLENOID VALVE	P211	Y	
NUCLEAR BOILER SYSTEM (NBS)	PSV-41-1F013N	SOLENOID VALVE	P212	Y	T
NUCLEAR BOILER SYSTEM (NBS)	PSV-41-1F013S	SOLENOID VALVE	P213	Y	T
NUCLEAR BOILER SYSTEM (NBS)	PT-41-125A	PRESSURE TRANSMITTER	1	Y	R
NUCLEAR BOILER SYSTEM (NBS)	PT-41-125B	PRESSURE TRANSMITTER	1	Y	R
NUCLEAR BOILER SYSTEM (NBS)	PT-41-126A	PRESSURE TRANSMITTER	1	Y	R
NUCLEAR BOILER SYSTEM (NBS)	PT-41-126B	PRESSURE TRANSMITTER	1	Y	R
NUCLEAR BOILER SYSTEM (NBS)	TE-41-101A	TEMPERATURE ELEMENT	179	Y	
NUCLEAR BOILER SYSTEM (NBS)	TE-41-101B	TEMPERATURE ELEMENT	179	Y	
NUCLEAR BOILER SYSTEM (NBS)	TE-41-101C	TEMPERATURE ELEMENT	179	Y	
NUCLEAR BOILER SYSTEM (NBS)	TE-41-101D	TEMPERATURE ELEMENT	179	Y	
NUCLEAR BOILER SYSTEM (NBS)	TE-41-101E	TEMPERATURE ELEMENT	179	Y	
NUCLEAR BOILER SYSTEM (NBS)	TE-41-101F	TEMPERATURE ELEMENT	179	Y	
NUCLEAR BOILER SYSTEM (NBS)	TE-41-101G	TEMPERATURE ELEMENT	179	Y	
NUCLEAR BOILER SYSTEM (NBS)	TE-41-101H	TEMPERATURE ELEMENT	179	Y	

SYSTEM	PLANT ID	DESCRIPTION	EQRR#	QUALIFIED	NOTES
NUCLEAR BOILER SYSTEM (NBS)	TE-41-103A	TEMPERATURE ELEMENT	179	Y	
NUCLEAR BOILER SYSTEM (NBS)	TE-41-103B	TEMPERATURE ELEMENT	179	Y	
NUCLEAR BOILER SYSTEM (NBS)	TE-41-103C	TEMPERATURE ELEMENT	179	Y	
NUCLEAR BOILER SYSTEM (NBS)	TE-41-103D	TEMPERATURE ELEMENT	179	Y	
NUCLEAR BOILER SYSTEM (NBS)	TE-41-103E	TEMPERATURE ELEMENT	179	Y	
NUCLEAR BOILER SYSTEM (NBS)	TE-41-103F	TEMPERATURE ELEMENT	179	Y	
NUCLEAR BOILER SYSTEM (NBS)	TE-41-103G	TEMPERATURE ELEMENT	179	Y	
NUCLEAR BOILER SYSTEM (NBS)	TE-41-103H	TEMPERATURE ELEMENT	179	Y	
NUCLEAR BOILER SYSTEM (NBS)	ZS-41-122A	POSITION SWITCH	220	Y	O
NUCLEAR BOILER SYSTEM (NBS)	ZS-41-122B	POSITION SWITCH	220	Y	O
NUCLEAR BOILER SYSTEM (NBS)	ZS-41-122C	POSITION SWITCH	220	Y	O
NUCLEAR BOILER SYSTEM (NBS)	ZS-41-122D	POSITION SWITCH	220	Y	O
NUCLEAR BOILER SYSTEM (NBS)	ZS-41-123A	POSITION SWITCH	220	Y	O
NUCLEAR BOILER SYSTEM (NBS)	ZS-41-123B	POSITION SWITCH	220	Y	O
NUCLEAR BOILER SYSTEM (NBS)	ZS-41-123C	POSITION SWITCH	220	Y	O
NUCLEAR BOILER SYSTEM (NBS)	ZS-41-123D	POSITION SWITCH	220	Y	O

CCPN TOTAL

SYSTEM	PLANT ID	DESCRIPTION	EQRR#	QUALIFIED	NOTES
PLANT LEAK DETECTION	TE-25-(41)-1N010A	TEMPERATURE ELEMENT	P301	Y	
PLANT LEAK DETECTION	TE-25-(41)-1N010B	TEMPERATURE ELEMENT	P302	Y	
PLANT LEAK DETECTION	TE-25-(41)-1N010C	TEMPERATURE ELEMENT	P303	Y	
PLANT LEAK DETECTION	TE-25-(41)-1N010D	TEMPERATURE ELEMENT	P304	Y	
PLANT LEAK DETECTION	TE-25-(41)-1N011A	TEMPERATURE ELEMENT	P369	Y	
PLANT LEAK DETECTION	TE-25-(41)-1N011B	TEMPERATURE ELEMENT	P370	Y	
PLANT LEAK DETECTION	TE-25-(41)-1N011C	TEMPERATURE ELEMENT	P371	Y	
PLANT LEAK DETECTION	TE-25-(41)-1N011D	TEMPERATURE ELEMENT	P372	Y	
PLANT LEAK DETECTION	TE-25-(41)-1N012A	TEMPERATURE ELEMENT	P373	Y	
PLANT LEAK DETECTION	TE-25-(41)-1N012B	TEMPERATURE ELEMENT	P374	Y	
PLANT LEAK DETECTION	TE-25-(41)-1N012C	TEMPERATURE ELEMENT	P375	Y	
PLANT LEAK DETECTION	TE-25-(41)-1N012D	TEMPERATURE ELEMENT	P376	Y	
PLANT LEAK DETECTION	TE-25-(41)-1N013A	TEMPERATURE ELEMENT	P378	Y	
PLANT LEAK DETECTION	TE-25-(41)-1N013B	TEMPERATURE ELEMENT	P379	Y	
PLANT LEAK DETECTION	TE-25-(41)-1N013C	TEMPERATURE ELEMENT	P380	Y	
PLANT LEAK DETECTION	TE-25-(41)-1N013D	TEMPERATURE ELEMENT	P381	Y	
PLANT LEAK DETECTION	TE-25-(44)-1N016A	TEMPERATURE ELEMENT	P305	Y	
PLANT LEAK DETECTION	TE-25-(44)-1N016AA	TEMPERATURE ELEMENT	P314	Y	
PLANT LEAK DETECTION	TE-25-(44)-1N016D	TEMPERATURE ELEMENT	P305	Y	
PLANT LEAK DETECTION	TE-25-(44)-1N016DD	TEMPERATURE ELEMENT	P315	Y	
PLANT LEAK DETECTION	TE-25-(44)-1N016E	TEMPERATURE ELEMENT	P306	Y	
PLANT LEAK DETECTION	TE-25-(44)-1N016H	TEMPERATURE ELEMENT	P307	Y	
PLANT LEAK DETECTION	TE-25-(44)-1N016J	TEMPERATURE ELEMENT	P308	Y	
PLANT LEAK DETECTION	TE-25-(44)-1N016M	TEMPERATURE ELEMENT	P309	Y	
PLANT LEAK DETECTION	TE-25-(44)-1N016N	TEMPERATURE ELEMENT	P310	Y	
PLANT LEAK DETECTION	TE-25-(44)-1N016S	TEMPERATURE ELEMENT	P311	Y	

SYSTEM	PLANT ID	DESCRIPTION	EQRR#	QUALIFIED	NOTES
PLANT LEAK DETECTION	TE-25-(44)-1N016T	TEMPERATURE ELEMENT	P312	Y	
PLANT LEAK DETECTION	TE-25-(44)-1N016W	TEMPERATURE ELEMENT	P313	Y	
PLANT LEAK DETECTION	TE-25-(44)-1N022A	TEMPERATURE ELEMENT	P316	Y	
PLANT LEAK DETECTION	TE-25-(44)-1N022AA	TEMPERATURE ELEMENT	P360	Y	
PLANT LEAK DETECTION	TE-25-(44)-1N022D	TEMPERATURE ELEMENT	P317	Y	
PLANT LEAK DETECTION	TE-25-(44)-1N022DD	TEMPERATURE ELEMENT	P361	Y	
PLANT LEAK DETECTION	TE-25-(44)-1N022E	TEMPERATURE ELEMENT	P318	Y	
PLANT LEAK DETECTION	TE-25-(44)-1N022H	TEMPERATURE ELEMENT	P319	Y	
PLANT LEAK DETECTION	TE-25-(44)-1N022J	TEMPERATURE ELEMENT	P320	Y	
PLANT LEAK DETECTION	TE-25-(44)-1N022M	TEMPERATURE ELEMENT	P321	Y	
PLANT LEAK DETECTION	TE-25-(44)-1N022N	TEMPERATURE ELEMENT	P357	Y	
PLANT LEAK DETECTION	TE-25-(44)-1N022S	TEMPERATURE ELEMENT	P322	Y	
PLANT LEAK DETECTION	TE-25-(44)-1N022T	TEMPERATURE ELEMENT	P358	Y	
PLANT LEAK DETECTION	TE-25-(44)-1N022W	TEMPERATURE ELEMENT	P359	Y	
PLANT LEAK DETECTION	TE-25-(44)-1N023A	TEMPERATURE ELEMENT	P382	Y	
PLANT LEAK DETECTION	TE-25-(44)-1N023AA	TEMPERATURE ELEMENT	P364	Y	
PLANT LEAK DETECTION	TE-25-(44)-1N023D	TEMPERATURE ELEMENT	P383	Y	
PLANT LEAK DETECTION	TE-25-(44)-1N023DD	TEMPERATURE ELEMENT	P365	Y	
PLANT LEAK DETECTION	TE-25-(44)-1N023E	TEMPERATURE ELEMENT	P323	Y	
PLANT LEAK DETECTION	TE-25-(44)-1N023H	TEMPERATURE ELEMENT	P324	Y	
PLANT LEAK DETECTION	TE-25-(44)-1N023J	TEMPERATURE ELEMENT	P325	Y	
PLANT LEAK DETECTION	TE-25-(44)-1N023M	TEMPERATURE ELEMENT	P326	Y	
PLANT LEAK DETECTION	TE-25-(44)-1N023N	TEMPERATURE ELEMENT	P362	Y	
PLANT LEAK DETECTION	TE-25-(44)-1N023S	TEMPERATURE ELEMENT	P327	Y	
PLANT LEAK DETECTION	TE-25-(44)-1N023T	TEMPERATURE ELEMENT	P363	Y	
PLANT LEAK DETECTION	TE-25-(44)-1N023W	TEMPERATURE ELEMENT	P328	Y	

SYSTEM	PLANT ID	DESCRIPTION	EQRR#	QUALIFIED	NOTES
PLANT LEAK DETECTION	TE-25-115A	TEMPERATURE ELEMENT	P384	Y	R
PLANT LEAK DETECTION	TE-25-115B	TEMPERATURE ELEMENT	P385	Y	R
PLANT LEAK DETECTION	TE-25-115C	TEMPERATURE ELEMENT	P386	Y	R
PLANT LEAK DETECTION	TE-25-115D	TEMPERATURE ELEMENT	P387	Y	R
PLANT LEAK DETECTION	TE-25-116A	TEMPERATURE ELEMENT	P388	Y	R
PLANT LEAK DETECTION	TE-25-116B	TEMPERATURE ELEMENT	P389	Y	R
PLANT LEAK DETECTION	TE-25-116C	TEMPERATURE ELEMENT	P390	Y	R
PLANT LEAK DETECTION	TE-25-116D	TEMPERATURE ELEMENT	P391	Y	R
PLANT LEAK DETECTION	TE-25-117A	TEMPERATURE ELEMENT	P392	Y	R
PLANT LEAK DETECTION	TE-25-117B	TEMPERATURE ELEMENT	P393	Y	R
PLANT LEAK DETECTION	TE-25-117C	TEMPERATURE ELEMENT	P394	Y	R
PLANT LEAK DETECTION	TE-25-117D	TEMPERATURE ELEMENT	P395	Y	R
PLANT LEAK DETECTION	TE-25-118A	TEMPERATURE ELEMENT	P396	Y	R
PLANT LEAK DETECTION	TE-25-118B	TEMPERATURE ELEMENT	P397	Y	R
PLANT LEAK DETECTION	TE-25-118C	TEMPERATURE ELEMENT	P398	Y	R
PLANT LEAK DETECTION	TE-25-118D	TEMPERATURE ELEMENT	P399	Y	R
PLANT LEAK DETECTION	TE-25-119A	TEMPERATURE ELEMENT	P3A0	Y	R
PLANT LEAK DETECTION	TE-25-119B	TEMPERATURE ELEMENT	P3A1	Y	R
PLANT LEAK DETECTION	TE-25-119C	TEMPERATURE ELEMENT	P3A2	Y	R
PLANT LEAK DETECTION	TE-25-119D	TEMPERATURE ELEMENT	P3A3	Y	R
PLANT LEAK DETECTION	TE-25-(49)-1N011	TEMPERATURE ELEMENT	P3A4	Y	R
PLANT LEAK DETECTION	TE-25-(49)-1N021A	TEMPERATURE ELEMENT	P329	Y	
PLANT LEAK DETECTION	TE-25-(49)-1N021C	TEMPERATURE ELEMENT	P330	Y	
PLANT LEAK DETECTION	TE-25-(49)-1N022A	TEMPERATURE ELEMENT	P331	Y	
PLANT LEAK DETECTION	TE-25-(49)-1N022C	TEMPERATURE ELEMENT	P332	Y	
PLANT LEAK DETECTION	TE-25-(49)-1N023A	TEMPERATURE ELEMENT	P333	Y	

SYSTEM	PLANT ID	DESCRIPTION	EQRR#	QUALIFIED	NOTES
PLANT LEAK DETECTION	TE-25-(49)-1N023C	TEMPERATURE ELEMENT	P334	Y	
PLANT LEAK DETECTION	TE-25-(49)-1N025A	TEMPERATURE ELEMENT	P335	Y	
PLANT LEAK DETECTION	TE-25-(49)-1N025C	TEMPERATURE ELEMENT	P336	Y	
PLANT LEAK DETECTION	TE-25-(49)-1N025E	TEMPERATURE ELEMENT	P366	Y	
PLANT LEAK DETECTION	TE-25-(49)-1N025G	TEMPERATURE ELEMENT	P337	Y	
PLANT LEAK DETECTION	TE-25-(49)-1N025J	TEMPERATURE ELEMENT	P338	Y	
PLANT LEAK DETECTION	TE-25-(49)-1N025L	TEMPERATURE ELEMENT	P367	Y	
PLANT LEAK DETECTION	TE-25-(49)-1N025N	TEMPERATURE ELEMENT	P339	Y	
PLANT LEAK DETECTION	TE-25-(49)-1N025R	TEMPERATURE ELEMENT	P340	Y	
PLANT LEAK DETECTION	TE-25-(49)-1N025T	TEMPERATURE ELEMENT	P341	Y	
PLANT LEAK DETECTION	TE-25-(49)-1N025V	TEMPERATURE ELEMENT	P342	Y	
PLANT LEAK DETECTION	TE-25-(51)-1N009C	TEMPERATURE ELEMENT			
PLANT LEAK DETECTION	TE-25-(51)-1N009D	TEMPERATURE ELEMENT			
PLANT LEAK DETECTION	TE-25-(51)-1N029C	TEMPERATURE ELEMENT	P3A7	Y	R
PLANT LEAK DETECTION	TE-25-(51)-1N029D	TEMPERATURE ELEMENT	P3A8	Y	R
PLANT LEAK DETECTION	TE-25-(51)-1N030C	TEMPERATURE ELEMENT	P3A5	Y	R
PLANT LEAK DETECTION	TE-25-(51)-1N030D	TEMPERATURE ELEMENT	P3A6	Y	R
PLANT LEAK DETECTION	TE-25-(55)-1N025B	TEMPERATURE ELEMENT	P343	Y	
PLANT LEAK DETECTION	TE-25-(55)-1N025D	TEMPERATURE ELEMENT	P344	Y	
PLANT LEAK DETECTION	TE-25-(55)-1N025F	TEMPERATURE ELEMENT	P345	Y	
PLANT LEAK DETECTION	TE-25-(55)-1N025H	TEMPERATURE ELEMENT	P346	Y	
PLANT LEAK DETECTION	TE-25-(55)-1N025K	TEMPERATURE ELEMENT	P347	Y	
PLANT LEAK DETECTION	TE-25-(55)-1N025M	TEMPERATURE ELEMENT	P348	Y	
PLANT LEAK DETECTION	TE-25-(55)-1N025P	TEMPERATURE ELEMENT	P349	Y	
PLANT LEAK DETECTION	TE-25-(55)-1N025S	TEMPERATURE ELEMENT	P350	Y	
PLANT LEAK DETECTION	TE-25-(55)-1N028B	TEMPERATURE ELEMENT	P368	Y	

SYSTEM	PLANT ID	DESCRIPTION	EQRR#	QUALIFIED	NOTES
PLANT LEAK DETECTION	TE-25-(55)-1N028D	TEMPERATURE ELEMENT	P352	Y	
PLANT LEAK DETECTION	TE-25-(55)-1N029B	TEMPERATURE ELEMENT	P353	Y	
PLANT LEAK DETECTION	TE-25-(55)-1N029D	TEMPERATURE ELEMENT	P354	Y	
PLANT LEAK DETECTION	TE-25-(55)-1N030B	TEMPERATURE ELEMENT	P355	Y	
PLANT LEAK DETECTION	TE-25-(55)-1N030D	TEMPERATURE ELEMENT	P356	Y	

CCPN TOTAL

SYSTEM	PLANT ID	DESCRIPTION	EQRR#	QUALIFIED	NOTES
PRIMARY CONTAINMENT INSTRUMENT GAS	HV-59-101	MOTOR OPERATOR	123	Y	O R
PRIMARY CONTAINMENT INSTRUMENT GAS	HV-59-102	SOLENOID OPERATOR	124	Y	
PRIMARY CONTAINMENT INSTRUMENT GAS	HV-59-129A	SOLENOID OPERATOR	124	Y	
PRIMARY CONTAINMENT INSTRUMENT GAS	HV-59-129B	SOLENOID OPERATOR	124	Y	
PRIMARY CONTAINMENT INSTRUMENT GAS	HV-59-131	SOLENOID OPERATOR	124	Y	
PRIMARY CONTAINMENT INSTRUMENT GAS	HV-59-135	SOLENOID OPERATOR	124	Y	
PRIMARY CONTAINMENT INSTRUMENT GAS	HV-59-140	MOTOR OPERATOR	123	Y	
PRIMARY CONTAINMENT INSTRUMENT GAS	HV-59-141	MOTOR OPERATOR	123	Y	
PRIMARY CONTAINMENT INSTRUMENT GAS	HV-59-142	MOTOR OPERATOR	123	Y	
PRIMARY CONTAINMENT INSTRUMENT GAS	HV-59-143	MOTOR OPERATOR	123	Y	
PRIMARY CONTAINMENT INSTRUMENT GAS	HV-59-151A	MOTOR OPERATOR	123	Y	O R
PRIMARY CONTAINMENT INSTRUMENT GAS	HV-59-151B	MOTOR OPERATOR	123	Y	O R
PRIMARY CONTAINMENT INSTRUMENT GAS	ZS-59-102	LIMIT SWITCH	124	Y	
PRIMARY CONTAINMENT INSTRUMENT GAS	ZS-59-129A	LIMIT SWITCH	124	Y	O
PRIMARY CONTAINMENT INSTRUMENT GAS	ZS-59-129B	LIMIT SWITCH	124	Y	O
PRIMARY CONTAINMENT INSTRUMENT GAS	ZS-59-131	LIMIT SWITCH	124	Y	O
PRIMARY CONTAINMENT INSTRUMENT GAS	ZS-59-135	LIMIT SWITCH	124	Y	O
PRIMARY CONTAINMENT INSTRUMENT GAS	PDS-59-106A	PRESSURE SWITCH	180	N	O
PRIMARY CONTAINMENT INSTRUMENT GAS	PDS-59-106B	PRESSURE SWITCH	180	N	O
PRIMARY CONTAINMENT INSTRUMENT GAS	PT-59-103A	PRESSURE TRANSMITTER	1	Y	O
PRIMARY CONTAINMENT INSTRUMENT GAS	PT-59-103B	PRESSURE TRANSMITTER	1	Y	O
PRIMARY CONTAINMENT INSTRUMENT GAS	PT-59-152A	PRESSURE TRANSMITTER	1	Y	O
PRIMARY CONTAINMENT INSTRUMENT GAS	PT-59-152B	PRESSURE TRANSMITTER	1	Y	O
PRIMARY CONTAINMENT INSTRUMENT GAS	SV-59-150A	SOLENOID VALVE	212	Y	
PRIMARY CONTAINMENT INSTRUMENT GAS	SV-59-150B	SOLENOID VALVE	212	Y	
PRIMARY CONTAINMENT INSTRUMENT GAS	SV-59-152A	SOLENOID VALVE	212	Y	

SYSTEM	PLANT ID	DESCRIPTION	EQRR#	QUALIFIED	NOTES
PRIMARY CONTAINMENT INSTRUMENT GAS	SV-59-152B	SOLENOID VALVE	212	Y	
PRIMARY CONTAINMENT INSTRUMENT GAS	XV-59-140A	SHEAR VALVE		E	E
PRIMARY CONTAINMENT INSTRUMENT GAS	XV-59-140B	SHEAR VALVE		E	E
PRIMARY CONTAINMENT INSTRUMENT GAS	XV-59-140C	SHEAR VALVE		E	E
PRIMARY CONTAINMENT INSTRUMENT GAS	XV-59-140D	SHEAR VALVE		E	E
PRIMARY CONTAINMENT INSTRUMENT GAS	XV-59-140E	SHEAR VALVE		E	E
PRIMARY CONTAINMENT INSTRUMENT GAS	XV-59-141A	SOLENOID VALVE		E	E
PRIMARY CONTAINMENT INSTRUMENT GAS	XV-59-141B	SOLENOID VALVE		E	E
PRIMARY CONTAINMENT INSTRUMENT GAS	XV-59-141C	SOLENOID VALVE		E	E
PRIMARY CONTAINMENT INSTRUMENT GAS	XV-59-141D	SOLENOID VALVE		E	E
PRIMARY CONTAINMENT INSTRUMENT GAS	XV-59-141E	SOLENOID VALVE		E	E

CCPN TOTAL

SYSTEM	PLANT ID	DESCRIPTION	EQRR#	QUALIFIED	NOTES
PROCESS RADIATION MONITORING SYSTEM	HS-26-022A	HAND SWITCH			
PROCESS RADIATION MONITORING SYSTEM	HS-26-121C	HAND SWITCH			
PROCESS RADIATION MONITORING SYSTEM	HS-26-121D	HAND SWITCH			
PROCESS RADIATION MONITORING SYSTEM	RE-26-022A	RADIATION ELEMENT			
PROCESS RADIATION MONITORING SYSTEM	RE-26-022B	RADIATION ELEMENT			
PROCESS RADIATION MONITORING SYSTEM	RE-26-1N010A	RADIATION ELEMENT			
PROCESS RADIATION MONITORING SYSTEM	RE-26-1N010B	RADIATION ELEMENT			
PROCESS RADIATION MONITORING SYSTEM	RE-26-1N010C	RADIATION ELEMENT			
PROCESS RADIATION MONITORING SYSTEM	RE-26-1N010D	RADIATION ELEMENT			
PROCESS RADIATION MONITORING SYSTEM	RE-26-1N011A	RADIATION ELEMENT			
PROCESS RADIATION MONITORING SYSTEM	RE-26-1N011B	RADIATION ELEMENT			
PROCESS RADIATION MONITORING SYSTEM	RE-26-1N011C	RADIATION ELEMENT			
PROCESS RADIATION MONITORING SYSTEM	RE-26-1N011D	RADIATION ELEMENT			
PROCESS RADIATION MONITORING SYSTEM	RE-26-121C	RADIATION ELEMENT			
PROCESS RADIATION MONITORING SYSTEM	RE-26-121D	RADIATION ELEMENT			
PROCESS RADIATION MONITORING SYSTEM	RE-26-191A	RADIATION ELEMENT	58	Y	
PROCESS RADIATION MONITORING SYSTEM	RE-26-191B	RADIATION ELEMENT	58	Y	
PROCESS RADIATION MONITORING SYSTEM	RE-26-191C	RADIATION ELEMENT	58	Y	
PROCESS RADIATION MONITORING SYSTEM	RE-26-191D	RADIATION ELEMENT	58	Y	
PROCESS RADIATION MONITORING SYSTEM	RE-41-D12-1N006A	RADIATION ELEMENT			
PROCESS RADIATION MONITORING SYSTEM	RE-41-D12-1N006B	RADIATION ELEMENT			
PROCESS RADIATION MONITORING SYSTEM	RE-41-D12-1N006C	RADIATION ELEMENT			
PROCESS RADIATION MONITORING SYSTEM	RE-41-D12-1N006D	RADIATION ELEMENT			
PROCESS RADIATION MONITORING SYSTEM	SV-26-190A	SOLENOID VALVE	212	Y	O
PROCESS RADIATION MONITORING SYSTEM	SV-26-190B	SOLENOID VALVE	212	Y	O
PROCESS RADIATION MONITORING SYSTEM	SV-26-190C	SOLENOID VALVE	212	Y	O

SYSTEM	PLANT ID	DESCRIPTION	EQRR#	QUALIFIED	NOTES
PROCESS RADIATION MONITORING SYSTEM	SV-26-190D	SOLENOID VALVE	212	Y	0
PROCESS RADIATION MONITORING SYSTEM	26-AP0AS578	PUMP MOTOR			
PROCESS RADIATION MONITORING SYSTEM	26-AP0BS578	PUMP MOTOR			
PROCESS RADIATION MONITORING SYSTEM	26-AP1CS579	PUMP MOTOR			
PROCESS RADIATION MONITORING SYSTEM	26-AP1DS579	PUMP MOTOR			

CCPN TOTAL

SYSTEM	PLANT ID	DESCRIPTION	EQRR#	QUALIFIED	NOTES
REACTOR CORE ISOLATION COOLING SYS. (RCIC)	FT-49-1N003	FLOW TRANSMITTER	1	Y	O
REACTOR CORE ISOLATION COOLING SYS. (RCIC)	HV-49-1F002	MOTOR OPERATOR	123	Y	O
REACTOR CORE ISOLATION COOLING SYS. (RCIC)	HV-49-1F007	MOTOR OPERATOR	115	Y	TO
REACTOR CORE ISOLATION COOLING SYS. (RCIC)	HV-49-1F008	MOTOR OPERATOR	115	Y	TO
REACTOR CORE ISOLATION COOLING SYS. (RCIC)	HV-49-1F010	MOTOR OPERATOR	95	Y	
REACTOR CORE ISOLATION COOLING SYS. (RCIC)	HV-49-1F012	MOTOR OPERATOR	107	Y	
REACTOR CORE ISOLATION COOLING SYS. (RCIC)	HV-49-1F013	MOTOR OPERATOR	107	Y	O
REACTOR CORE ISOLATION COOLING SYS. (RCIC)	HV-49-1F019	MOTOR OPERATOR	207	Y	O
REACTOR CORE ISOLATION COOLING SYS. (RCIC)	HV-49-1F022	MOTOR OPERATOR	113	Y	
REACTOR CORE ISOLATION COOLING SYS. (RCIC)	HV-49-1F025	SOLENOID VALVE	124	Y	
REACTOR CORE ISOLATION COOLING SYS. (RCIC)	HV-49-1F026	SOLENOID VALVE	124	Y	
REACTOR CORE ISOLATION COOLING SYS. (RCIC)	HV-49-1F029	MOTOR OPERATOR	95	Y	
REACTOR CORE ISOLATION COOLING SYS. (RCIC)	HV-49-1F031	MOTOR OPERATOR	95	Y	O
REACTOR CORE ISOLATION COOLING SYS. (RCIC)	HV-49-1F060	MOTOR OPERATOR	94	Y	O
REACTOR CORE ISOLATION COOLING SYS. (RCIC)	HV-49-1F076	MOTOR OPERATOR	123	Y	O
REACTOR CORE ISOLATION COOLING SYS. (RCIC)	HV-49-1F080	MOTOR OPERATOR	89	Y	
REACTOR CORE ISOLATION COOLING SYS. (RCIC)	HV-49-1F084	MOTOR OPERATOR	89	Y	O
REACTOR CORE ISOLATION COOLING SYS. (RCIC)	HV-50-1F004	SOLENOID VALVE	124	Y	
REACTOR CORE ISOLATION COOLING SYS. (RCIC)	HV-50-1F005	SOLENOID VALVE	124	Y	
REACTOR CORE ISOLATION COOLING SYS. (RCIC)	HV-50-1F045	MOTOR OPERATOR	113	Y	
REACTOR CORE ISOLATION COOLING SYS. (RCIC)	HV-50-1F046	MOTOR OPERATOR	123	Y	
REACTOR CORE ISOLATION COOLING SYS. (RCIC)	HV-50-112	MOTOR OPERATOR	207	Y	
REACTOR CORE ISOLATION COOLING SYS. (RCIC)	LSH-50-110	LEVEL SWITCH		E	E
REACTOR CORE ISOLATION COOLING SYS. (RCIC)	LSH-50-120	LEVEL SWITCH		E	E
REACTOR CORE ISOLATION COOLING SYS. (RCIC)	LSL-50-121	LEVEL SWITCH		E	R
REACTOR CORE ISOLATION COOLING SYS. (RCIC)	LV-49-1F054	SOLENOID OPERATOR		E	R

SYSTEM	PLANT ID	DESCRIPTION	EQRR#	QUALIFIED	NOTES
REACTOR CORE ISOLATION COOLING SYS. (RCIC)	LV-50-110	SOLENOID VALVE		E	R
REACTOR CORE ISOLATION COOLING SYS. (RCIC)	PDT-49-1N057A	PRESS DIFF TRANSMITTER			
REACTOR CORE ISOLATION COOLING SYS. (RCIC)	PDT-49-1N057C	PRESS DIFF TRANSMITTER			
REACTOR CORE ISOLATION COOLING SYS. (RCIC)	PT-49-1N035A	PRESSURE TRANSMITTER	1	Y	T R
REACTOR CORE ISOLATION COOLING SYS. (RCIC)	PT-49-1N035E	PRESSURE TRANSMITTER	1	Y	T R
REACTOR CORE ISOLATION COOLING SYS. (RCIC)	PT-49-1N050	PRESSURE TRANSMITTER	P1F5	Y	
REACTOR CORE ISOLATION COOLING SYS. (RCIC)	PT-49-1N058A	PRESSURE TRANSMITTER	P179	Y	R
REACTOR CORE ISOLATION COOLING SYS. (RCIC)	PT-49-1N058C	PRESSURE TRANSMITTER	P180	Y	R
REACTOR CORE ISOLATION COOLING SYS. (RCIC)	PT-49-1N058E	PRESSURE TRANSMITTER	P181	Y	R
REACTOR CORE ISOLATION COOLING SYS. (RCIC)	PT-49-1N058G	PRESSURE TRANSMITTER	P182	Y	R
REACTOR CORE ISOLATION COOLING SYS. (RCIC)	PT-50-1N052	PRESSURE TRANSMITTER	P1F6	Y	R
REACTOR CORE ISOLATION COOLING SYS. (RCIC)	PT-50-1N053	PRESSURE TRANSMITTER	P183	Y	
REACTOR CORE ISOLATION COOLING SYS. (RCIC)	PT-50-1N055A	PRESSURE TRANSMITTER	P184	Y	
REACTOR CORE ISOLATION COOLING SYS. (RCIC)	PT-50-1N055C	PRESSURE TRANSMITTER	P185	Y	
REACTOR CORE ISOLATION COOLING SYS. (RCIC)	PT-50-1N055E	PRESSURE TRANSMITTER	P186	Y	
REACTOR CORE ISOLATION COOLING SYS. (RCIC)	PT-50-1N055G	PRESSURE TRANSMITTER	P187	Y	
REACTOR CORE ISOLATION COOLING SYS. (RCIC)	PT-50-1N056A	PRESSURE TRANSMITTER	P188	Y	
REACTOR CORE ISOLATION COOLING SYS. (RCIC)	PT-50-1N056E	PRESSURE TRANSMITTER	P189	Y	
REACTOR CORE ISOLATION COOLING SYS. (RCIC)	50-105212	TURBINE CONTROLS		E	E

CCPN TOTAL

SYSTEM	PLANT ID	DESCRIPTION	EQRR#	QUALIFIED	NOTES
REACTOR ENCLOSURE COOLING WATER-ISO VLVS	HV-13-106	MOTOR OPERATOR	93	Y	O
REACTOR ENCLOSURE COOLING WATER-ISO VLVS	HV-13-107	MOTOR OPERATOR	93	Y	O
REACTOR ENCLOSURE COOLING WATER-ISO VLVS	HV-13-108	MOTOR OPERATOR	92	Y	
REACTOR ENCLOSURE COOLING WATER-ISO VLVS	HV-13-111	MOTOR OPERATOR	92	Y	

CCPN TOTAL

SYSTEM	PLANT ID	DESCRIPTION	EQRR#	QUALIFIED	NOTES
REACTOR ENCLOSURE HVAC-RECIRC. MODE	FD-C-76-192A	ELEC-HYDR OPERATOR	149	Y	
REACTOR ENCLOSURE HVAC-RECIRC. MODE	FD-C-76-192B	ELEC-HYDR OPERATOR	149	Y	
REACTOR ENCLOSURE HVAC-RECIRC. MODE	FICSL-76-195A	FLOW SWITCH	144	Y	R
REACTOR ENCLOSURE HVAC-RECIRC. MODE	FICSL-76-195B	FLOW SWITCH	144	Y	R
REACTOR ENCLOSURE HVAC-RECIRC. MODE	FSL-76-194A	FLOW SWITCH	155	Y	R
REACTOR ENCLOSURE HVAC-RECIRC. MODE	FSL-76-194B	FLOW SWITCH	155	Y	R
REACTOR ENCLOSURE HVAC-RECIRC. MODE	FT-76-195A	FLOW TRANSMITTER	159	Y	
REACTOR ENCLOSURE HVAC-RECIRC. MODE	FT-76-195B	FLOW TRANSMITTER	159	Y	
REACTOR ENCLOSURE HVAC-RECIRC. MODE	FY-76-195A	FLOW SIGNAL CONVERTER	159	Y	
REACTOR ENCLOSURE HVAC-RECIRC. MODE	FY-76-195B	FLOW SIGNAL CONVERTER	159	Y	
REACTOR ENCLOSURE HVAC-RECIRC. MODE	HD-76-183A	ELEC-HYDR OPERATOR	149	Y	
REACTOR ENCLOSURE HVAC-RECIRC. MODE	HD-76-183B	ELEC-HYDR OPERATOR	149	Y	
REACTOR ENCLOSURE HVAC-RECIRC. MODE	HD-76-193A	ELEC-HYDR OPERATOR	149	Y	
REACTOR ENCLOSURE HVAC-RECIRC. MODE	HD-76-193B	ELEC-HYDR OPERATOR	149	Y	
REACTOR ENCLOSURE HVAC-RECIRC. MODE	HV-76-109	ELEC-HYDR OPERATOR	141	Y	
REACTOR ENCLOSURE HVAC-RECIRC. MODE	HV-76-110	ELEC-HYDR OPERATOR	141	Y	
REACTOR ENCLOSURE HVAC-RECIRC. MODE	HV-76-119	ELEC-HYDR OPERATOR	141	Y	
REACTOR ENCLOSURE HVAC-RECIRC. MODE	HV-76-120	ELEC-HYDR OPERATOR	141	Y	
REACTOR ENCLOSURE HVAC-RECIRC. MODE	HV-76-184A	ELEC-HYDR OPERATOR	141	Y	
REACTOR ENCLOSURE HVAC-RECIRC. MODE	HV-76-184B	ELEC-HYDR OPERATOR	141	Y	
REACTOR ENCLOSURE HVAC-RECIRC. MODE	HV-76-191A	ELEC-HYDR OPERATOR	141	Y	
REACTOR ENCLOSURE HVAC-RECIRC. MODE	HV-76-191B	ELEC-HYDR OPERATOR	141	Y	
REACTOR ENCLOSURE HVAC-RECIRC. MODE	PDT-76-399A	PRESS DIFF TRANSMITTER	144	Y	R
REACTOR ENCLOSURE HVAC-RECIRC. MODE	PDT-76-399B	PRESS DIFF TRANSMITTER	144	Y	R
REACTOR ENCLOSURE HVAC-RECIRC. MODE	PDT-76-498A	PRESS DIFF TRANSMITTER	144	Y	R
REACTOR ENCLOSURE HVAC-RECIRC. MODE	PDT-76-498B	PRESS DIFF TRANSMITTER	144	Y	R

SYSTEM	PLANT ID	DESCRIPTION	EQRR#	QUALIFIED	NOTES
REACTOR ENCLOSURE HVAC-RECIRC. MODE	SV-76-128A	SOLENOID OPERATOR	142	Y	R
REACTOR ENCLOSURE HVAC-RECIRC. MODE	SV-76-128B	SOLENOID OPERATOR	142	Y	R
REACTOR ENCLOSURE HVAC-RECIRC. MODE	TE-76-182A	TEMPERATURE ELEMENT	182	Y	
REACTOR ENCLOSURE HVAC-RECIRC. MODE	TE-76-182B	TEMPERATURE ELEMENT	182	Y	
REACTOR ENCLOSURE HVAC-RECIRC. MODE	TE-76-190A1	TEMPERATURE ELEMENT	223	Y	
REACTOR ENCLOSURE HVAC-RECIRC. MODE	TE-76-190A2	TEMPERATURE ELEMENT	223	Y	
REACTOR ENCLOSURE HVAC-RECIRC. MODE	TE-76-190B1	TEMPERATURE ELEMENT	223	Y	
REACTOR ENCLOSURE HVAC-RECIRC. MODE	TE-76-190B2	TEMPERATURE ELEMENT	223	Y	
REACTOR ENCLOSURE HVAC-RECIRC. MODE	TIT-76-182A	TEMPERATURE ELEMENT	144	Y	R
REACTOR ENCLOSURE HVAC-RECIRC. MODE	TIT-76-182B	TEMPERATURE ELEMENT	144	Y	R
REACTOR ENCLOSURE HVAC-RECIRC. MODE	TSH-76-190A	TEMPERATURE SWITCH	162	Y	
REACTOR ENCLOSURE HVAC-RECIRC. MODE	TSH-76-190B	TEMPERATURE SWITCH	162	Y	
REACTOR ENCLOSURE HVAC-RECIRC. MODE	TSHH-76-190A	TEMPERATURE SWITCH	162	Y	
REACTOR ENCLOSURE HVAC-RECIRC. MODE	TSHH-76-190B	TEMPERATURE SWITCH	162	Y	
REACTOR ENCLOSURE HVAC-RECIRC. MODE	TSHHH-76-190A	TEMP URE SWITCH	162	Y	
REACTOR ENCLOSURE HVAC-RECIRC. MODE	TSHHH-76-190B	TEMPERATURE SWITCH	162	Y	
REACTOR ENCLOSURE HVAC-RECIRC. MODE	TT-76-190A	TEMPERATURE TRANSMITTER	162	N	
REACTOR ENCLOSURE HVAC-RECIRC. MODE	TT-76-190B	TEMPERATURE TRANSMITTER	162	N	
REACTOR ENCLOSURE HVAC-RECIRC. MODE	XDY-76-099A	SIGNAL CONVERTER	159	Y	
REACTOR ENCLOSURE HVAC-RECIRC. MODE	XDY-76-099B	SIGNAL CONVERTER	159	Y	
REACTOR ENCLOSURE HVAC-RECIRC. MODE	XDY-76-198A	SIGNAL CONVERTER	159	Y	
REACTOR ENCLOSURE HVAC-RECIRC. MODE	XDY-76-198B	SIGNAL CONVERTER	159	Y	
REACTOR ENCLOSURE HVAC-RECIRC. MODE	ZS-76-107	POSITION SWITCH	145	Y	O
REACTOR ENCLOSURE HVAC-RECIRC. MODE	ZS-76-108	POSITION SWITCH	145	Y	O
REACTOR ENCLOSURE HVAC-RECIRC. MODE	ZS-76-109	POSITION SWITCH	141	Y	O R
REACTOR ENCLOSURE HVAC-RECIRC. MODE	ZS-76-110	POSITION SWITCH	141	Y	O R

SYSTEM	PLANT ID	DESCRIPTION	EQRR#	QUALIFIED	NOTES
REACTOR ENCLOSURE HVAC-RECIRC. MODE	ZS-76-117	POSITION SWITCH	145	Y	O
REACTOR ENCLOSURE HVAC-RECIRC. MODE	ZS-76-118	POSITION SWITCH	145	Y	O
REACTOR ENCLOSURE HVAC-RECIRC. MODE	ZS-76-119	POSITION SWITCH	141	Y	O R
REACTOR ENCLOSURE HVAC-RECIRC. MODE	ZS-76-120	POSITION SWITCH	141	Y	O R
REACTOR ENCLOSURE HVAC-RECIRC. MODE	ZS-76-151	POSITION SWITCH	145	Y	O
REACTOR ENCLOSURE HVAC-RECIRC. MODE	ZS-76-152	POSITION SWITCH	145	Y	O
REACTOR ENCLOSURE HVAC-RECIRC. MODE	ZS-76-159	POSITION SWITCH	145	Y	O
REACTOR ENCLOSURE HVAC-RECIRC. MODE	ZS-76-160	POSITION SWITCH	145	Y	O
REACTOR ENCLOSURE HVAC-RECIRC. MODE	ZS-76-167	POSITION SWITCH	145	Y	O
REACTOR ENCLOSURE HVAC-RECIRC. MODE	ZS-76-168	POSITION SWITCH	145	Y	O
REACTOR ENCLOSURE HVAC-RECIRC. MODE	ZS-76-169	POSITION SWITCH	145	Y	O
REACTOR ENCLOSURE HVAC-RECIRC. MODE	ZS-76-170	POSITION SWITCH	145	Y	O
REACTOR ENCLOSURE HVAC-RECIRC. MODE	ZS-76-183A	POSITION SWITCH	149	Y	O R
REACTOR ENCLOSURE HVAC-RECIRC. MODE	ZS-76-183B	POSITION SWITCH	149	Y	O R
REACTOR ENCLOSURE HVAC-RECIRC. MODE	ZS-76-184A	POSITION SWITCH	141	Y	O R
REACTOR ENCLOSURE HVAC-RECIRC. MODE	ZS-76-184B	POSITION SWITCH	141	Y	O R
REACTOR ENCLOSURE HVAC-RECIRC. MODE	ZS-76-191A	POSITION SWITCH	141	Y	O R
REACTOR ENCLOSURE HVAC-RECIRC. MODE	ZS-76-191B	POSITION SWITCH	141	Y	O R
REACTOR ENCLOSURE HVAC-RECIRC. MODE	ZS-76-193A	POSITION SWITCH	149	Y	O R
REACTOR ENCLOSURE HVAC-RECIRC. MODE	ZS-76-193B	POSITION SWITCH	149	Y	O R
REACTOR ENCLOSURE HVAC-RECIRC. MODE	76-ALS-FDC-192A	LIMIT SWITCH	149	Y	R
REACTOR ENCLOSURE HVAC-RECIRC. MODE	76-ALS-FDC-192B	LIMIT SWITCH	149	Y	R
REACTOR ENCLOSURE HVAC-RECIRC. MODE	76-TB-10C207	TERMINAL BLOCK	159	Y	
REACTOR ENCLOSURE HVAC-RECIRC. MODE	76-TDRELAY-10C207	TIME DELAY RELAY	159	Y	
REACTOR ENCLOSURE HVAC-RECIRC. MODE	76-RELAY-10C207	RELAY	159	Y	
REACTOR ENCLOSURE HVAC-RECIRC. MODE	76-1AV213	FAN MOTOR	63	Y	

SYSTEM	PLANT ID	DESCRIPTION	EQRR#	QUALIFIED	NOTES
REACTOR ENCLOSURE HVAC-RECIRC. MODE	76-1BV213	FAN MOTOR	63	Y	

CCPN TOTAL

SYSTEM	PLANT ID	DESCRIPTION	EQRR#	QUALIFIED	NOTES
REACTOR ENCLOSURE HVAC-RECIRC. MODE	HV-76-107	SOLENOID OPERATOR	145	Y	
REACTOR ENCLOSURE HVAC-RECIRC. MODE	HV-76-108	SOLENOID OPERATOR	145	Y	
REACTOR ENCLOSURE HVAC-RECIRC. MODE	HV-76-117	SOLENOID OPERATOR	145	Y	
REACTOR ENCLOSURE HVAC-RECIRC. MODE	HV-76-118	SOLENOID OPERATOR	145	Y	
REACTOR ENCLOSURE HVAC-RECIRC. MODE	HV-76-151	SOLENOID OPERATOR	145	Y	
REACTOR ENCLOSURE HVAC-RECIRC. MODE	HV-76-152	SOLENOID OPERATOR	145	Y	
REACTOR ENCLOSURE HVAC-RECIRC. MODE	HV-76-159	SOLENOID OPERATOR	145	Y	
REACTOR ENCLOSURE HVAC-RECIRC. MODE	HV-76-160	SOLENOID OPERATOR	145	Y	
REACTOR ENCLOSURE HVAC-RECIRC. MODE	HV-76-167	SOLENOID OPERATOR	145	Y	
REACTOR ENCLOSURE HVAC-RECIRC. MODE	HV-76-168	SOLENOID OPERATOR	145	Y	
REACTOR ENCLOSURE HVAC-RECIRC. MODE	HV-76-169	SOLENOID OPERATOR	145	Y	
REACTOR ENCLOSURE HVAC-RECIRC. MODE	HV-76-170	SOLENOID OPERATOR	145	Y	
REACTOR ENCLOSURE HVAC-RECIRC. MODE	HV-76-196	SOLENOID OPERATOR	145	Y	R
REACTOR ENCLOSURE HVAC-RECIRC. MODE	HV-76-197	SOLENOID OPERATOR	145	Y	R
REACTOR ENCLOSURE HVAC-RECIRC. MODE	ZS-76-196	POSITION SWITCH	145	Y	O
REACTOR ENCLOSURE HVAC-RECIRC. MODE	ZS-76-197	POSITION SWITCH	145	Y	O
REACTOR ENCLOSURE HVAC-RECIRC. MODE	76-E/S FF-082	DC POWER SUPPLY	144	Y	
REACTOR ENCLOSURE HVAC-RECIRC. MODE	76-E/S FF-083	DC POWER SUPPLY	144	Y	
REACTOR ENCLOSURE HVAC-RECIRC. MODE	76-E/S FF-092	DC POWER SUPPLY	144	Y	
REACTOR ENCLOSURE HVAC-RECIRC. MODE	76-E/S FF-093	DC POWER SUPPLY	144	Y	
REACTOR ENCLOSURE HVAC-RECIRC. MODE	76-E/S FF-158	DC POWER SUPPLY	144	Y	
REACTOR ENCLOSURE HVAC-RECIRC. MODE	76-E/S FF-159	DC POWER SUPPLY	144	Y	
REACTOR ENCLOSURE HVAC-RECIRC. MODE	76-FUSE-10C207	FUSE	159	Y	
REACTOR ENCLOSURE HVAC-RECIRC. MODE	76-FUSE-10C234	FUSE	159	Y	
REACTOR ENCLOSURE HVAC-RECIRC. MODE	76-FUSE-10C245	FUSE	159	Y	
REACTOR ENCLOSURE HVAC-RECIRC. MODE	76-LT-1AC208	IND. LIGHT	159	Y	

SYSTEM	PLANT ID	DESCRIPTION	EQRR#	QUALIFIED	NOTES
REACTOR ENCLOSURE HVAC-RECIRC. MODE	76-LT-1BC208	IND. LIGHT	159	Y	
REACTOR ENCLOSURE HVAC-RECIRC. MODE	76-LT-1CC208	IND. LIGHT	159	Y	
REACTOR ENCLOSURE HVAC-RECIRC. MODE	76-LT-1DC208	IND. LIGHT	159	Y	
REACTOR ENCLOSURE HVAC-RECIRC. MODE	76-LT-10C234	IND. LIGHT	159	Y	
REACTOR ENCLOSURE HVAC-RECIRC. MODE	76-LT-10C245	IND. LIGHT	159	Y	
REACTOR ENCLOSURE HVAC-RECIRC. MODE	76-TB-1AC208	TERMINAL BLOCK	159	Y	
REACTOR ENCLOSURE HVAC-RECIRC. MODE	76-TB-1BC208	TERMINAL BLOCK	159	Y	
REACTOR ENCLOSURE HVAC-RECIRC. MODE	76-TB-1CC208	TERMINAL BLOCK	159	Y	
REACTOR ENCLOSURE HVAC-RECIRC. MODE	76-TB-1DC208	TERMINAL BLOCK	159	Y	
REACTOR ENCLOSURE HVAC-RECIRC. MODE	76-TB-10C234	TERMINAL BLOCK	159	Y	
REACTOR ENCLOSURE HVAC-RECIRC. MODE	76-TB-10C245	TERMINAL BLOCK	159	Y	

CCPN TOTAL

SYSTEM	PLANT ID	DESCRIPTION	EQRR#	QUALIFIED	NOTES
REACTOR RECIRCULATION SYSTEM	FT-43-1N014A	FLOW TRANSMITTER	P104	Y	
REACTOR RECIRCULATION SYSTEM	FT-43-1N014B	FLOW TRANSMITTER	P105	Y	
REACTOR RECIRCULATION SYSTEM	FT-43-1N014C	FLOW TRANSMITTER	P106	Y	
REACTOR RECIRCULATION SYSTEM	FT-43-1N014D	FLOW TRANSMITTER	P107	Y	
REACTOR RECIRCULATION SYSTEM	FT-43-1N024A	FLOW TRANSMITTER		E	E
REACTOR RECIRCULATION SYSTEM	FT-43-1N024B	FLOW TRANSMITTER		E	E
REACTOR RECIRCULATION SYSTEM	FT-43-1N024C	FLOW TRANSMITTER		E	E
REACTOR RECIRCULATION SYSTEM	FT-43-1N024D	FLOW TRANSMITTER		E	E
REACTOR RECIRCULATION SYSTEM	HV-43-1F019	SOLENOID OPERATOR	124	Y	O
REACTOR RECIRCULATION SYSTEM	HV-43-1F020	SOLENOID OPERATOR	124	Y	O
REACTOR RECIRCULATION SYSTEM	HV-43-1F023A	MOTOR OPERATOR	207	Y	O
REACTOR RECIRCULATION SYSTEM	HV-43-1F023B	MOTOR OPERATOR	207	Y	O
REACTOR RECIRCULATION SYSTEM	HV-43-1F031A	MOTOR OPERATOR	207	Y	O
REACTOR RECIRCULATION SYSTEM	HV-43-1F031B	MOTOR OPERATOR	207	Y	O
REACTOR RECIRCULATION SYSTEM	ZS-43-119	VALVE POSITION SWITCH	124	Y	
REACTOR RECIRCULATION SYSTEM	ZS-43-120	VALVE POSITION SWITCH	124	Y	

CCPN TOTAL

SYSTEM	PLANT ID	DESCRIPTION	EQRR#	QUALIFIED	NOTES
REACTOR WATER CLEANUP SYSTEM (RWCU)	FT-44-1N041A	FLOW TRANSMITTER	P1E8	Y	
REACTOR WATER CLEANUP SYSTEM (RWCU)	FT-44-1N041D	FLOW TRANSMITTER	P1E9	Y	
REACTOR WATER CLEANUP SYSTEM (RWCU)	FT-44-1N012A	FLOW TRANSMITTER	P176	Y	
REACTOR WATER CLEANUP SYSTEM (RWCU)	FT-44-1N012D	FLOW TRANSMITTER	P1E6	Y	
REACTOR WATER CLEANUP SYSTEM (RWCU)	FT-44-1N036A	FLOW TRANSMITTER	P1E7	Y	
REACTOR WATER CLEANUP SYSTEM (RWCU)	FT-44-1N036D	FLOW TRANSMITTER	P178	Y	
REACTOR WATER CLEANUP SYSTEM (RWCU)	HV-44-1F001	MOTOR OPERATOR	118	Y	O R
REACTOR WATER CLEANUP SYSTEM (RWCU)	HV-44-1F004	MOTOR OPERATOR	118	Y	O R
REACTOR WATER CLEANUP SYSTEM (RWCU)	HV-44-1F039	MOTOR OPERATOR			
REACTOR WATER CLEANUP SYSTEM (RWCU)	HV-44-1F100	MOTOR OPERATOR	100	Y	R
REACTOR WATER CLEANUP SYSTEM (RWCU)	TE-44-1N007	TEMPERATURE ELEMENT		E	E
REACTOR WATER CLEANUP SYSTEM (RWCU)	TIS-44-1N008	TEMPERATURE IND SWITCH		E	E

CCPN TOTAL

SYSTEM	PLANT ID	DESCRIPTION	EQRR#	QUALIFIED	NOTES
RESIDUAL HEAT REMOVAL (RHR)	FT-51-C61-1N001	FLOW TRANSMITTER	P1F4	Y	
RESIDUAL HEAT REMOVAL (RHR)	FT-51-1N007A	FLOW TRANSMITTER	P190	Y	O
RESIDUAL HEAT REMOVAL (RHR)	FT-51-1N007B	FLOW TRANSMITTER	P191	Y	O
RESIDUAL HEAT REMOVAL (RHR)	FT-51-1N015A	FLOW TRANSMITTER	1	Y	O
RESIDUAL HEAT REMOVAL (RHR)	FT-51-1N015B	FLOW TRANSMITTER	1	Y	O
RESIDUAL HEAT REMOVAL (RHR)	FT-51-1N015C	FLOW TRANSMITTER	1	Y	O
RESIDUAL HEAT REMOVAL (RHR)	FT-51-1N015D	FLOW TRANSMITTER	1	Y	O
RESIDUAL HEAT REMOVAL (RHR)	FT-51-1N052A	FLOW TRANSMITTER	P195	Y	
RESIDUAL HEAT REMOVAL (RHR)	FT-51-1N052B	FLOW TRANSMITTER	P196	Y	
RESIDUAL HEAT REMOVAL (RHR)	FT-51-1N052C	FLOW TRANSMITTER	P197	Y	
RESIDUAL HEAT REMOVAL (RHR)	FT-51-1N052D	FLOW TRANSMITTER	P198	Y	
RESIDUAL HEAT REMOVAL (RHR)	HS-51-156A	HAND SWITCH	159	Y	
RESIDUAL HEAT REMOVAL (RHR)	HS-51-156B	HAND SWITCH	159	Y	
RESIDUAL HEAT REMOVAL (RHR)	HS-51-157A	HAND SWITCH	159	Y	
RESIDUAL HEAT REMOVAL (RHR)	HS-51-157B	HAND SWITCH	159	Y	
RESIDUAL HEAT REMOVAL (RHR)	HS-51-158A	HAND SWITCH	159	Y	
RESIDUAL HEAT REMOVAL (RHR)	HS-51-158B	HAND SWITCH	159	Y	
RESIDUAL HEAT REMOVAL (RHR)	HV-51-1F003A	MOTOR OPERATOR	98	Y	
RESIDUAL HEAT REMOVAL (RHR)	HV-51-1F003B	MOTOR OPERATOR	98	Y	
RESIDUAL HEAT REMOVAL (RHR)	HV-51-1F004A	MOTOR OPERATOR	91	Y	O
RESIDUAL HEAT REMOVAL (RHR)	HV-51-1F004B	MOTOR OPERATOR	91	Y	O
RESIDUAL HEAT REMOVAL (RHR)	HV-51-1F004C	MOTOR OPERATOR	91	Y	O
RESIDUAL HEAT REMOVAL (RHR)	HV-51-1F004D	MOTOR OPERATOR	91	Y	O
RESIDUAL HEAT REMOVAL (RHR)	HV-51-1F006A	MOTOR OPERATOR	91	Y	
RESIDUAL HEAT REMOVAL (RHR)	HV-51-1F006B	MOTOR OPERATOR	91	Y	
RESIDUAL HEAT REMOVAL (RHR)	HV-51-1F007A	MOTOR OPERATOR	96	Y	

SYSTEM	PLANT ID	DESCRIPTION	EQRR#	QUALIFIED	NOTES
RESIDUAL HEAT REMOVAL (RHR)	HV-51-1F007B	MOTOR OPERATOR	96	Y	
RESIDUAL HEAT REMOVAL (RHR)	HV-51-1F007C	MOTOR OPERATOR	96	Y	
RESIDUAL HEAT REMOVAL (RHR)	HV-51-1F007D	MOTOR OPERATOR	96	Y	
RESIDUAL HEAT REMOVAL (RHR)	HV-51-1F008	MOTOR OPERATOR	101	Y	O
RESIDUAL HEAT REMOVAL (RHR)	HV-51-1F009	MOTOR OPERATOR	101	Y	O
RESIDUAL HEAT REMOVAL (RHR)	HV-51-1F010A	MOTOR OPERATOR	110	Y	
RESIDUAL HEAT REMOVAL (RHR)	HV-51-1F010B	MOTOR OPERATOR	110	Y	
RESIDUAL HEAT REMOVAL (RHR)	HV-51-1F011A	MOTOR OPERATOR	96	Y	
RESIDUAL HEAT REMOVAL (RHR)	HV-51-1F011B	MOTOR OPERATOR	96	Y	
RESIDUAL HEAT REMOVAL (RHR)	HV-51-1F014A	MOTOR OPERATOR	98	Y	
RESIDUAL HEAT REMOVAL (RHR)	HV-51-1F014B	MOTOR OPERATOR	98	Y	
RESIDUAL HEAT REMOVAL (RHR)	HV-51-1F015A	MOTOR OPERATOR	207	Y	O
RESIDUAL HEAT REMOVAL (RHR)	HV-51-1F015B	MOTOR OPERATOR	207	Y	O
RESIDUAL HEAT REMOVAL (RHR)	HV-51-1F016A	MOTOR OPERATOR	207	Y	O
RESIDUAL HEAT REMOVAL (RHR)	HV-51-1F016B	MOTOR OPERATOR	207	Y	O
RESIDUAL HEAT REMOVAL (RHR)	HV-51-1F017A	MOTOR OPERATOR	207	Y	O
RESIDUAL HEAT REMOVAL (RHR)	HV-51-1F017B	MOTOR OPERATOR	207	Y	O
RESIDUAL HEAT REMOVAL (RHR)	HV-51-1F017C	MOTOR OPERATOR	207	Y	O
RESIDUAL HEAT REMOVAL (RHR)	HV-51-1F017D	MOTOR OPERATOR	207	Y	O
RESIDUAL HEAT REMOVAL (RHR)	HV-51-1F021A	MOTOR OPERATOR	207	Y	O
RESIDUAL HEAT REMOVAL (RHR)	HV-51-1F021B	MOTOR OPERATOR	207	Y	O
RESIDUAL HEAT REMOVAL (RHR)	HV-51-1F022	MOTOR OPERATOR	100	Y	O
RESIDUAL HEAT REMOVAL (RHR)	HV-51-1F023	MOTOR OPERATOR	117	Y	O
RESIDUAL HEAT REMOVAL (RHR)	HV-51-1F024A	MOTOR OPERATOR	110	Y	
RESIDUAL HEAT REMOVAL (RHR)	HV-51-1F024B	MOTOR OPERATOR	110	Y	
RESIDUAL HEAT REMOVAL (RHR)	HV-51-1F026A	MOTOR OPERATOR	96	Y	

SYSTEM	PLANT ID	DESCRIPTION	EQRR#	QUALIFIED	NOTES
RESIDUAL HEAT REMOVAL (RHR)	HV-51-1F026B	MOTOR OPERATOR	96	Y	
RESIDUAL HEAT REMOVAL (RHR)	HV-51-1F027A	MOTOR OPERATOR	207	Y	O
RESIDUAL HEAT REMOVAL (RHR)	HV-51-1F027B	MOTOR OPERATOR	207	Y	O
RESIDUAL HEAT REMOVAL (RHR)	HV-51-1F040	MOTOR OPERATOR	96	Y	
RESIDUAL HEAT REMOVAL (RHR)	HV-51-1F041A	SOLENOID OPERATOR		E	R
RESIDUAL HEAT REMOVAL (RHR)	HV-51-1F041B	SOLENOID OPERATOR		E	R
RESIDUAL HEAT REMOVAL (RHR)	HV-51-1F041C	SOLENOID OPERATOR		E	R
RESIDUAL HEAT REMOVAL (RHR)	HV-51-1F041D	SOLENOID OPERATOR		E	R
RESIDUAL HEAT REMOVAL (RHR)	HV-51-1F047A	MOTOR OPERATOR	98	Y	
RESIDUAL HEAT REMOVAL (RHR)	HV-51-1F047B	MOTOR OPERATOR	98	Y	
RESIDUAL HEAT REMOVAL (RHR)	HV-51-1F049	MOTOR OPERATOR	96	Y	
RESIDUAL HEAT REMOVAL (RHR)	HV-51-1F052A	MOTOR OPERATOR	111	Y	
RESIDUAL HEAT REMOVAL (RHR)	HV-51-1F052B	MOTOR OPERATOR	111	Y	
RESIDUAL HEAT REMOVAL (RHR)	HV-51-1F068A	MOTOR OPERATOR	110	Y	
RESIDUAL HEAT REMOVAL (RHR)	HV-51-1F068B	MOTOR OPERATOR	110	Y	
RESIDUAL HEAT REMOVAL (RHR)	HV-51-1F073	MOTOR OPERATOR	98	Y	
RESIDUAL HEAT REMOVAL (RHR)	HV-51-1F074	SOLENOID OPERATOR	124	Y	
RESIDUAL HEAT REMOVAL (RHR)	HV-51-1F075	MOTOR OPERATOR	98	Y	
RESIDUAL HEAT REMOVAL (RHR)	HV-51-1F079A	SOLENOID VALVE	124	Y	
RESIDUAL HEAT REMOVAL (RHR)	HV-51-1F079B	SOLENOID VALVE	124	Y	
RESIDUAL HEAT REMOVAL (RHR)	HV-51-1F080A	SOLENOID VALVE	124	Y	
RESIDUAL HEAT REMOVAL (RHR)	HV-51-1F080B	SOLENOID VALVE	124	Y	
RESIDUAL HEAT REMOVAL (RHR)	HV-51-105A	MOTOR OPERATOR	96	Y	O
RESIDUAL HEAT REMOVAL (RHR)	HV-51-105B	MOTOR OPERATOR	96	Y	O
RESIDUAL HEAT REMOVAL (RHR)	HV-51-125A	MOTOR OPERATOR	98	Y	O
RESIDUAL HEAT REMOVAL (RHR)	HV-51-125B	MOTOR OPERATOR	98	Y	O

SYSTEM	PLANT ID	DESCRIPTION	EQRR#	QUALIFIED	NOTES
RESIDUAL HEAT REMOVAL (RHR)	HV-51-130	MOTOR OPERATOR	90	Y	O
RESIDUAL HEAT REMOVAL (RHR)	HV-51-131	MOTOR OPERATOR	90	Y	O
RESIDUAL HEAT REMOVAL (RHR)	HV-51-1F050A	SOLENOID OPERATOR		E	R
RESIDUAL HEAT REMOVAL (RHR)	HV-51-1F050B	SOLENOID OPERATOR		E	R
RESIDUAL HEAT REMOVAL (RHR)	HV-51-142A	SOLENOID OPERATOR	124	Y	O
RESIDUAL HEAT REMOVAL (RHR)	HV-51-142B	SOLENOID OPERATOR	124	Y	O
RESIDUAL HEAT REMOVAL (RHR)	HV-51-142C	SOLENOID OPERATOR	124	Y	O
RESIDUAL HEAT REMOVAL (RHR)	HV-51-142D	SOLENOID OPERATOR	124	Y	O
RESIDUAL HEAT REMOVAL (RHR)	HV-51-151A	SOLENOID OPERATOR	124	Y	O
RESIDUAL HEAT REMOVAL (RHR)	HV-51-151B	SOLENOID OPERATOR	124	Y	O
RESIDUAL HEAT REMOVAL (RHR)	HV-51-153A	MOTOR OPERATOR	123	Y	
RESIDUAL HEAT REMOVAL (RHR)	HV-51-153B	MOTOR OPERATOR	123	Y	
RESIDUAL HEAT REMOVAL (RHR)	HV-51-156A	SOLENOID OPERATOR	124	Y	
RESIDUAL HEAT REMOVAL (RHR)	HV-51-156B	SOLENOID OPERATOR	124	Y	
RESIDUAL HEAT REMOVAL (RHR)	HV-51-157A	SOLENOID OPERATOR	124	Y	
RESIDUAL HEAT REMOVAL (RHR)	HV-51-157B	SOLENOID OPERATOR	124	Y	
RESIDUAL HEAT REMOVAL (RHR)	HV-51-158A	SOLENOID OPERATOR	124	Y	
RESIDUAL HEAT REMOVAL (RHR)	HV-51-158B	SOLENOID OPERATOR	124	Y	
RESIDUAL HEAT REMOVAL (RHR)	HV-C-51-1F048A	MOTOR OPERATOR	60	Y	
RESIDUAL HEAT REMOVAL (RHR)	HV-C-51-1F048B	MOTOR OPERATOR	60	Y	
RESIDUAL HEAT REMOVAL (RHR)	HV-C-51-1F103A	MOTOR OPERATOR	56	Y	
RESIDUAL HEAT REMOVAL (RHR)	HV-C-51-1F103B	MOTOR OPERATOR	56	Y	
RESIDUAL HEAT REMOVAL (RHR)	HV-C-51-1F104A	MOTOR OPERATOR	56	Y	
RESIDUAL HEAT REMOVAL (RHR)	HV-C-51-1F104B	MOTOR OPERATOR	56	Y	
RESIDUAL HEAT REMOVAL (RHR)	LV-C-51-1F053A	SOLENOID OPERATOR	56	Y	
RESIDUAL HEAT REMOVAL (RHR)	LV-C-51-1F053B	SOLENOID OPERATOR	56	Y	

SYSTEM	PLANT ID	DESCRIPTION	EQRR#	QUALIFIED	NOTES
RESIDUAL HEAT REMOVAL (RHR)	PDT-51-1N058A	PRESSURE DIFF TRANSMITTER	P1A8	Y	
RESIDUAL HEAT REMOVAL (RHR)	PDT-51-1N058B	PRESSURE DIFF TRANSMITTER	P1A9	Y	
RESIDUAL HEAT REMOVAL (RHR)	PDT-51-1N058C	PRESSURE DIFF TRANSMITTER	P1B1	Y	
RESIDUAL HEAT REMOVAL (RHR)	PDT-51-1N058D	PRESSURE DIFF TRANSMITTER	P1B2	Y	
RESIDUAL HEAT REMOVAL (RHR)	PT-51-1N055A	PRESSURE TRANSMITTER	P199	Y	
RESIDUAL HEAT REMOVAL (RHR)	PT-51-1N055C	PRESSURE TRANSMITTER	P1A1	Y	
RESIDUAL HEAT REMOVAL (RHR)	PT-51-1N055E	PRESSURE TRANSMITTER	P1A2	Y	
RESIDUAL HEAT REMOVAL (RHR)	PT-51-1N055G	PRESSURE TRANSMITTER	P1A3	Y	
RESIDUAL HEAT REMOVAL (RHR)	PT-51-1N056A	PRESSURE TRANSMITTER	P1A4	Y	
RESIDUAL HEAT REMOVAL (RHR)	PT-51-1N056C	PRESSURE TRANSMITTER	P1A5	Y	
RESIDUAL HEAT REMOVAL (RHR)	PT-51-1N056E	PRESSURE TRANSMITTER	P1A6	Y	
RESIDUAL HEAT REMOVAL (RHR)	PT-51-1N056G	PRESSURE TRANSMITTER	P1A7	Y	
RESIDUAL HEAT REMOVAL (RHR)	PV-C-51-1F051A	SOLENOID OPERATOR	56	Y	
RESIDUAL HEAT REMOVAL (RHR)	PV-C-51-1F051B	SOLENOID OPERATOR	56	Y	
RESIDUAL HEAT REMOVAL (RHR)	TE-51-1N027A	TEMPERATURE ELEMENT	179	Y	O R
RESIDUAL HEAT REMOVAL (RHR)	TE-51-1N027B	TEMPERATURE ELEMENT	179	Y	O R
RESIDUAL HEAT REMOVAL (RHR)	TE-51-105A	TEMPERATURE ELEMENT	179	Y	O R
RESIDUAL HEAT REMOVAL (RHR)	TE-51-105B	TEMPERATURE ELEMENT	179	Y	O R
RESIDUAL HEAT REMOVAL (RHR)	51-LT-1AC240	INDICATING LIGHT	159	Y	O
RESIDUAL HEAT REMOVAL (RHR)	51-LT-1BC240	INDICATING LIGHT	159	Y	O
RESIDUAL HEAT REMOVAL (RHR)	51-1AP202	PUMP MOTOR	P501	Y	
RESIDUAL HEAT REMOVAL (RHR)	51-1BP202	PUMP MOTOR	P502	Y	
RESIDUAL HEAT REMOVAL (RHR)	51-1CP202	PUMP MOTOR	P503	Y	
RESIDUAL HEAT REMOVAL (RHR)	51-1DP202	PUMP MOTOR	P504	Y	

CCPN TOTAL

SYSTEM	PLANT ID	DESCRIPTION	EQRR#	QUALIFIED	NOTES
SAFEGUARD DC POWER	10D201	MOTOR CONTROL CENTER		E	E
SAFEGUARD DC POWER	10D202	MOTOR CONTROL CENTER		E	E
SAFEGUARD DC POWER	10D203	MOTOR CONTROL CENTER		E	E

CCPN TOTAL

SYSTEM	PLANT ID	DESCRIPTION	EQRR#	QUALIFIED	NOTES
SAFEGUARD PIPING FILL SYSTEM	HV-41-130A	MOTOR OPERATOR	123	Y	R
SAFEGUARD PIPING FILL SYSTEM	HV-41-130B	MOTOR OPERATOR	123	Y	R
SAFEGUARD PIPING FILL SYSTEM	HV-41-133A	MOTOR OPERATOR	123	Y	O
SAFEGUARD PIPING FILL SYSTEM	HV-41-133B	MOTOR OPERATOR	123	Y	O
SAFEGUARD PIPING FILL SYSTEM	52-1AP256	PUMP MOTOR	73	Y	
SAFEGUARD PIPING FILL SYSTEM	52-1BP256	PUMP MOTOR	73	Y	

CCPN TOTAL

SYSTEM	PLANT ID	DESCRIPTION	EQRR#	QUALIFIED	NOTES
SAFETY RELIEF VALVE POSITION INDICATION	ZE-41-115A	SENSOR	219	Y	TO R
SAFETY RELIEF VALVE POSITION INDICATION	ZE-41-115B	SENSOR	219	Y	TO R
SAFETY RELIEF VALVE POSITION INDICATION	ZE-41-115C	SENSOR	219	Y	TO R
SAFETY RELIEF VALVE POSITION INDICATION	ZE-41-115D	SENSOR	219	Y	TO R
SAFETY RELIEF VALVE POSITION INDICATION	ZE-41-115E	SENSOR	219	Y	T R
SAFETY RELIEF VALVE POSITION INDICATION	ZE-41-115F	SENSOR	219	Y	T R
SAFETY RELIEF VALVE POSITION INDICATION	ZE-41-115G	SENSOR	219	Y	T R
SAFETY RELIEF VALVE POSITION INDICATION	ZE-41-115H	SENSOR	219	Y	T R
SAFETY RELIEF VALVE POSITION INDICATION	ZE-41-115J	SENSOR	219	Y	T R
SAFETY RELIEF VALVE POSITION INDICATION	ZE-41-115K	SENSOR	219	Y	T R
SAFETY RELIEF VALVE POSITION INDICATION	ZE-41-115L	SENSOR	219	Y	T R
SAFETY RELIEF VALVE POSITION INDICATION	ZE-41-115M	SENSOR	219	Y	T R
SAFETY RELIEF VALVE POSITION INDICATION	ZE-41-115N	SENSOR	219	Y	T R
SAFETY RELIEF VALVE POSITION INDICATION	ZE-41-115S	SENSOR	219	Y	T R
SAFETY RELIEF VALVE POSITION INDICATION	ZT-41-115A	PREAMPLIFIER	219	Y	T R
SAFETY RELIEF VALVE POSITION INDICATION	ZT-41-115B	PREAMPLIFIER	219	Y	T R
SAFETY RELIEF VALVE POSITION INDICATION	ZT-41-115C	PREAMPLIFIER	219	Y	T R
SAFETY RELIEF VALVE POSITION INDICATION	ZT-41-115D	PREAMPIFIER	219	Y	T R
SAFETY RELIEF VALVE POSITION INDICATION	ZT-41-115E	PREAMPLIFIER	219	Y	T R
SAFETY RELIEF VALVE POSITION INDICATION	ZT-41-115F	PREAMPLIFIER	219	Y	T R
SAFETY RELIEF VALVE POSITION INDICATION	ZT-41-115G	PREAMPLIFIER	219	Y	T R
SAFETY RELIEF VALVE POSITION INDICATION	ZT-41-115H	PREAMPLIFIER	219	Y	T R
SAFETY RELIEF VALVE POSITION INDICATION	ZT-41-115J	PREAMPLIFIER	219	Y	T R
SAFETY RELIEF VALVE POSITION INDICATION	ZT-41-115K	PREAMPLIFIER	219	Y	T R
SAFETY RELIEF VALVE POSITION INDICATION	ZT-41-115L	PREAMPLIFIER	219	Y	T R
SAFETY RELIEF VALVE POSITION INDICATION	ZT-41-115M	PREAMPLIFIER	219	Y	T R

SYSTEM	PLANT ID	DESCRIPTION	EQRR#	QUALIFIED	NOTES
SAFETY RELIEF VALVE POSITION INDICATION	ZT-41-115N	PREAMPLIFIER	219	Y	T R
SAFETY RELIEF VALVE POSITION INDICATION	ZT-41-115S	PREAMPLIFIER	219	Y	T R

CCPN TOTAL

SYSTEM	PLANT ID	DESCRIPTION	EQRR#	QUALIFIED	NOTES
STANDBY GAS TREATMENT SYSTEM (SGTS)	HD-76-040A	ELEC-HYDR ACTUATOR	149	Y	
STANDBY GAS TREATMENT SYSTEM (SGTS)	HD-76-040B	ELEC-HYDR ACTUATOR	149	Y	
STANDBY GAS TREATMENT SYSTEM (SGTS)	HD-76-041A	ELEC-HYDR ACTUATOR	149	Y	
STANDBY GAS TREATMENT SYSTEM (SGTS)	HD-76-041B	ELEC-HYDR ACTUATOR	149	Y	
STANDBY GAS TREATMENT SYSTEM (SGTS)	HV-76-011A	ELEC-HYDR ACTUATOR	141	Y	
STANDBY GAS TREATMENT SYSTEM (SGTS)	HV-76-011B	ELEC-HYDR ACTUATOR	141	Y	
STANDBY GAS TREATMENT SYSTEM (SGTS)	HV-76-012A	ELEC-HYDR ACTUATOR	141	Y	
STANDBY GAS TREATMENT SYSTEM (SGTS)	HV-76-012B	ELEC-HYDR ACTUATOR	141	Y	
STANDBY GAS TREATMENT SYSTEM (SGTS)	HV-76-013A	ELEC-HYDR ACTUATOR	141	Y	
STANDBY GAS TREATMENT SYSTEM (SGTS)	HV-76-013B	ELEC-HYDR ACTUATOR	141	Y	
STANDBY GAS TREATMENT SYSTEM (SGTS)	PD-C-76-039A	ELEC-HYDR ACTUATOR	149	Y	
STANDBY GAS TREATMENT SYSTEM (SGTS)	PD-C-76-039B	ELEC-HYDR ACTUATOR	149	Y	
STANDBY GAS TREATMENT SYSTEM (SGTS)	SV-76-006A	SOLENOID VALVE	54	Y	R
STANDBY GAS TREATMENT SYSTEM (SGTS)	SV-76-006B	SOLENOID VALVE	54	Y	R
STANDBY GAS TREATMENT SYSTEM (SGTS)	TE-76-001A	TEMPERATURE ELEMENT	182	Y	R
STANDBY GAS TREATMENT SYSTEM (SGTS)	TE-76-001B	TEMPERATURE ELEMENT	182	Y	R
STANDBY GAS TREATMENT SYSTEM (SGTS)	TE-76-003A	TEMPERATURE ELEMENT	182	Y	R
STANDBY GAS TREATMENT SYSTEM (SGTS)	TE-76-003B	TEMPERATURE ELEMENT	182	Y	R
STANDBY GAS TREATMENT SYSTEM (SGTS)	TE-76-010A1	TEMPERATURE ELEMENT	223	Y	
STANDBY GAS TREATMENT SYSTEM (SGTS)	TE-76-010A2	TEMPERATURE ELEMENT	223	Y	
STANDBY GAS TREATMENT SYSTEM (SGTS)	TE-76-010B1	TEMPERATURE ELEMENT	223	Y	
STANDBY GAS TREATMENT SYSTEM (SGTS)	TE-76-010B2	TEMPERATURE ELEMENT	223	Y	
STANDBY GAS TREATMENT SYSTEM (SGTS)	ZS-76-011A	POSITION SWITCH	141	Y	O R
STANDBY GAS TREATMENT SYSTEM (SGTS)	ZS-76-011B	POSITION SWITCH	141	Y	O R
STANDBY GAS TREATMENT SYSTEM (SGTS)	ZS-76-012A	POSITION SWITCH	141	Y	O R
STANDBY GAS TREATMENT SYSTEM (SGTS)	ZS-76-012B	POSITION SWITCH	141	Y	O R

SYSTEM	PLANT ID	DESCRIPTION	EQRR#	QUALIFIED	NOTES
STANDBY GAS TREATMENT SYSTEM (SGTS)	ZS-76-013A	POSITION SWITCH	141	Y	O R
STANDBY GAS TREATMENT SYSTEM (SGTS)	ZS-76-013B	POSITION SWITCH	141	Y	O R
STANDBY GAS TREATMENT SYSTEM (SGTS)	76-0AE188	ELECTRIC HEATER	184	Y	R
STANDBY GAS TREATMENT SYSTEM (SGTS)	76-0BE188	ELECTRIC HEATER	184	Y	
STANDBY GAS TREATMENT SYSTEM (SGTS)	1AC186	PANEL	162	Y	
STANDBY GAS TREATMENT SYSTEM (SGTS)	1BC186	PANEL	162	Y	

CCPN TOTAL

SYSTEM	PLANT ID	DESCRIPTION	EQRR#	QUALIFIED	NOTES
STANDBY LIQUID CONTROL SYSTEM	HV-48-1F006A	MOTOR OPERATOR	123	Y	O
STANDBY LIQUID CONTROL SYSTEM	HV-48-1F006B	MOTOR OPERATOR	123	Y	O
STANDBY LIQUID CONTROL SYSTEM	PT-48-1N004A	PRESSURE TRANSMITTER			O
STANDBY LIQUID CONTROL SYSTEM	PT-48-1N004B	PRESSURE TRANSMITTER			O
STANDBY LIQUID CONTROL SYSTEM	PT-48-1N004C	PRESSURE TRANSMITTER			O
STANDBY LIQUID CONTROL SYSTEM	LT-48-1N010A	LEVEL TRANSMITTER	PB01	Y	
STANDBY LIQUID CONTROL SYSTEM	LT-48-1N010B	LEVEL TRANSMITTER	PB02	Y	
STANDBY LIQUID CONTROL SYSTEM	LT-48-1N010C	LEVEL TRANSMITTER	PB03	Y	
STANDBY LIQUID CONTROL SYSTEM	LT-48-1N010E	LEVEL TRANSMITTER	PB04	Y	
STANDBY LIQUID CONTROL SYSTEM	LT-48-1N010F	LEVEL TRANSMITTER	PB05	Y	
STANDBY LIQUID CONTROL SYSTEM	LT-48-1N010G	LEVEL TRANSMITTER	PB06	Y	
STANDBY LIQUID CONTROL SYSTEM	TSHL-48-1N003	TEMPERATURE SWITCH		E	E
STANDBY LIQUID CONTROL SYSTEM	TE-48-1N006	TEMPERATURE ELEMENT		E	E
STANDBY LIQUID CONTROL SYSTEM	XV-48-1F004A	TRIGGER ASSEMBLY	P401	Y	
STANDBY LIQUID CONTROL SYSTEM	XV-48-1F004B	TRIGGER ASSEMBLY	P402	Y	
STANDBY LIQUID CONTROL SYSTEM	XV-48-1F004C	TRIGGER ASSEMBLY	P403	Y	
STANDBY LIQUID CONTROL SYSTEM	48-1AP208	PUMP MOTOR		E	E
STANDBY LIQUID CONTROL SYSTEM	48-1BP208	PUMP MOTOR		E	E
STANDBY LIQUID CONTROL SYSTEM	48-1CP208	PUMP MOTOR		E	E
STANDBY LIQUID CONTROL SYSTEM	48-1AS213	HEATER		E	E
STANDBY LIQUID CONTROL SYSTEM	48-1BS213	HEATER		E	E

CCPN TOTAL

SYSTEM	PLANT ID	DESCRIPTION	EQRR#	QUALIFIED	NOTES
SUPPRESSION POOL CLEANUP SYS	HV-52-127	MOTOR OPERATOR	90	Y	
SUPPRESSION POOL CLEANUP SYS	HV-52-128	MOTOR OPERATOR	90	Y	
SUPPRESSION POOL CLEANUP SYS	HV-55-120	MOTOR OPERATOR	123	Y	
SUPPRESSION POOL CLEANUP SYS	HV-55-121	MOTOR OPERATOR	123	Y	

CCPN TOTAL

SYSTEM	PLANT ID	DESCRIPTION	EQRR#	QUALIFIED	NOTES
4KV POWER	10A201	CIRCUIT BREAKER	167	Y	
4KV POWER	10A202	CIRCUIT BREAKER	167	Y	

CCPN TOTAL

SYSTEM	PLANT ID	DESCRIPTION	EQRR#	QUALIFIED	NOTES
440V LOAD CENTERS & MCC'S	10B201	LOAD CENTER	15	Y	
440V LOAD CENTERS & MCC'S	10B202	LOAD CENTER	15	Y	
440V LOAD CENTERS & MCC'S	10B203	LOAD CENTER	15	Y	
440V LOAD CENTERS & MCC'S	10B204	LOAD CENTER	15	Y	
440V LOAD CENTERS & MCC'S	10B211	MOTOR CONTROL CENTER	16	Y	
440V LOAD CENTERS & MCC'S	10B212	MOTOR CONTROL CENTER	16	Y	
440V LOAD CENTERS & MCC'S	10B213	MOTOR CONTROL CENTER	16	Y	
440V LOAD CENTERS & MCC'S	10B214	MOTOR CONTROL CENTER	16	Y	
440V LOAD CENTERS & MCC'S	10B215	MOTOR CONTROL CENTER	16	Y	
440V LOAD CENTERS & MCC'S	10B216	MOTOR CONTROL CENTER	16	Y	
440V LOAD CENTERS & MCC'S	10B217	MOTOR CONTROL CENTER	16	Y	
440V LOAD CENTERS & MCC'S	10B218	MOTOR CONTROL CENTER	16	Y	
440V LOAD CENTERS & MCC'S	10B219	MOTOR CONTROL CENTER	16	Y	
440V LOAD CENTERS & MCC'S	10B220	MOTOR CONTROL CENTER	16	Y	
440V LOAD CENTERS & MCC'S	10B221	MOTOR CONTROL CENTER	16	Y	
440V LOAD CENTERS & MCC'S	10B222	MOTOR CONTROL CENTER	16	Y	
440V LOAD CENTERS & MCC'S	10B223	MOTOR CONTROL CENTER	16	Y	
440V LOAD CENTERS & MCC'S	10B224	MOTOR CONTROL CENTER	16	Y	
440V LOAD CENTERS & MCC'S	10X201	TRANSFORMER	15	Y	
440V LOAD CENTERS & MCC'S	10X202	TRANSFORMER	15	Y	
440V LOAD CENTERS & MCC'S	10X203	TRANSFORMER	15	N	
440V LOAD CENTERS & MCC'S	10X204	TRANSFORMER	15	N	
440V LOAD CENTERS & MCC'S	10B201 - RELAY	RELAY	186	Y	
440V LOAD CENTERS & MCC'S	10B202 - RELAY	RELAY	186	Y	

CCPN TOTAL

NOTE DEFINITIONS

LGS ELECTRICAL EQUIPMENT ENVIRONMENTAL QUALIFICATION REPORT

DEFINITIONS

E = EXEMPT FROM HARSH ENVIRONMENT QUALIFICATION.
O = REG. GUIDE 1.97
Y = QUALIFIED
N = NOT QUALIFIED
E = EXEMPT
T = NUREG 0737
EQRR/# = PACKAGE NUMBER
R = QUALIFICATION STATUS CHANGED SINCE 2/16/84 SUBMITTAL

12 RECORDS PRINTED

APPENDIX C

PLANT ENVIRONMENTS

TABLE 1
CALCULATED NORMAL AND MAXIMUM PLANT ENVIRONMENTAL CONDITIONS

			NORMAL OPERATING CONDITIONS				
Unit 1 Room No.	Unit 2 Room No.	Area	Pressure	Min/Max Temp (°F)	Relative Humidity Avg/Max %	Dose[1] Rate (rads/hr)	Integrated[1] Dose (rads)
		Reactor Enclosure					
102, 103, 203, 204	173, 174, 280, 281	RHR pump compartments	-1/4-inch w.g.	65/115	50/90	1.45	5.09E+5
108	179	RCIC pump compartment	-1/4-inch w.g.	65/115	50/90	1.38	4.84E+5
109	180	HPCI pump compartment	-1/4-inch w.g.	65/115	50/90	2.41	8.46E+5
110, 113, 114, 117	181, 184, 185, 188	CS pump compartments	-1/4-inch w.g.	65/115	50/90	2.5E-3	8.78E+2
111	182, 189	Elevation 177 access area	-1/4-inch w.g.	65/104	50/90	2.5E-3	8.78E+2
118		Elevation 177 access area	-1/4-inch w.g.	65/104	50/90	2.5E-3	8.78E+2
200, 207, 210	279, 284, 287	Elevation 201 access area	-1/4-inch w.g.	65/104	50/90	2.5E-3	8.78E+2
209		Containment isolation valve compartment, el. 201 (Unit 1)	-1/4-inch w.g.	65/120	50/90	2.0	7.00E+5
	286	Containment isolation valve compartment, el. 201 (Unit 2)	-1/4-inch w.g.	65/120	50/90	2.0	7.00E+5
289	285	RCIC piping area	-1/4-inch w.g.	65/115	50/90	1.38	4.84E+5
288	283	HPCI piping area	-1/4-inch w.g.	65/115	50/90	2.41	8.46E+5
304	370	Elevation 217 access area	-1/4-inch w.g.	65/104	50/90	2.5E-3	8.78E+2
306, 307, 309	374, 375, 376	Containment isolation valve Compartment, el. 217	-1/4-inch w.g.	65/120	50/90	2.41	8.46E+5

T1002804-01V

TABLE 1
CALCULATED NORMAL AND MAXIMUM PLANT ENVIRONMENTAL CONDITIONS

Unit 1 Room No.	Unit 2 Room No.	Area	MAXIMUM CONDITIONS Pressure[3] (psig)	Temp[4] (°F)	Relative[5] Humidity %	LOCA Dose Rate (See Notes)	LOCA[6] Dose (rads)	Total[1] Dose (rads)
		Reactor Enclosure						
102, 103 203, 204	173, 174, 280, 281	RHR pump compartments	Atmos/1.5[i]	115/275[i]	100[i]	(13) (12)	gamma 4.78E+6 beta 1.38E+6	gamma 5.29E+6 beta 1.38E+6
108	179	RCIC pump compartment	Atmos./2.7[a]	115/222[a]	100[a]	(20) (12)	gamma 1.95E+6 beta 1.38E+6	gamma 2.44E+6 beta 1.38E+6
109	180	HPCI pump compartment	Atmos./2.7[b]	115/297[b]	100[b]	(18) (12)	gamma 3.95E+6 beta 1.38E+6	gamma 4.80E+6 beta 1.38E+6
110, 113, 114, 117	181, 184, 185, 188	CS pump compartments	Atmos.	115	90	(18) (12)	gamma 3.95E+6 beta 1.38E+6	gamma 3.95E+6 beta 1.38E+6
111	182, 189	Elevation 177 access area	Atmos.	120	90	(19) (12)	gamma 3.70E+6 beta 1.38E+6	gamma 3.70E+6 beta 1.38E+6
118		Elevation 177 access area	Atmos.	120	90	(12)	gamma 6.63E+4 beta 1.38E+6	gamma 6.71E+4 beta 1.38E+6
200, 207, 210	279, 284, 287	Elevation 201 access area	Atmos.	120	90	(19) (12)	gamma 3.70E+6 beta 1.38E+6	gamma 3.70E+6 beta 1.38E+6
209		Containment isolation valve compartment, el. 201 (Unit 1)	Atmos.	120	90	(19) (12)	gamma 3.70E+6 beta 1.38E+6	gamma 4.40E+6 beta 1.38E+6
	286	Containment isolation valve compartment, el. 201 (Unit 2)	Atmos.	120	90	(12)	gamma 6.63E+4 beta 1.38E+6	gamma 7.66E+5 beta 1.38E+6
289	285	RCIC piping area	Atmos./5.3[a]	115/296[a]	100[a]	(22) (12)	gamma 1.87E+5 beta 1.38E+6	gamma 6.71E+5 beta 1.38E+6
288	283	HPCI piping area	Atmos./6.1[b]	115/298[b]	100[b]	(21) (12)	gamma 8.42E+5 beta 1.38E+6	gamma 1.69E+6 beta 1.38E+6
304	370	Elevation 217 access area	Atmos.	120	90	(15) (12)	gamma 4.15E+6 beta 1.38E+6	gamma 4.15E+6 beta 1.38E+6
306, 307, 309	374, 375, 376	Containment isolation valve Compartment, el. 217	Atmos./1.4[c]	120/264[c]	100[c]	(14) (12)	gamma 4.55E+6 beta 1.38E+6	gamma 5.40E+6 beta 1.382+6

T1002804-01V

TABLE 1
CALCULATED NORMAL AND MAXIMUM PLANT ENVIRONMENTAL CONDITIONS

			NORMAL OPERATING CONDITIONS				
Unit 1 Room No.	Unit 2 Room No.	Area	Pressure	Min/Max Temp (°F)	Relative Humidity Avg/Max %	Dose[1] Rate (rads/hr)	Integrated[1] Dose (rads)
		Reactor Enclosure					
402	475	CRD hydraulic area	-1/4-inch w.g.	65/104	50/90	0.1	3.51E+4
406		Neutron monitoring area (Unit 1)	-1/4-inch w.g.	65/104	50/90	3.72E+4	6.91E+7
	479	Neutron monitoring area (Unit 2)	-1/4-inch w.g.	65/104	50/90	3.72E+4	6.91E+7
407, 518	480, 587	Main steam tunnel	-1/4-inch w.g.	65/120	50/90	3.84	1.35E+6
501	575	Drywell spray isolation valve compartment	-1/4-inch w.g.	65/115	50/90	0.225	7.89E+4
502	576	Backwash receiving tank compartment	-1/4-inch w.g.	65/110	50/90	577	2.03E+8
503	577	RWCU system regenerative heat exchanger compartment	-1/4-inch w.g.	65/110	50/90	3.37	1.18E+6
504, 505	578, 579	RWCU system nonregenerative heat exchanger compartments	-1/4-inch w.g.	65/110	50/90	1.15	4.02E+5
500		Standby Liquid Control System Area	-1/4-inch w.g.	65/104	50/90	2.5E-3	8.78E+2
	574	Standby Liquid Control System Area	-1/4-inch w.g.	65/104	50/90	2.5E-3	8.78E+2
506A		Containment Hydrogen Recombiner Area (Area 11, Northwest side)	-1/4-inch w.g.	65/104	50/90	2.5E-3	8.78E+2
	580A	Containment Hydrogen Recombiner Area (Area 14, Northeast side)	-1/4-inch w.g.	65/104	50/90	2.5E-3	8.78E+2
506B		Corridor - Access Area (Area 15, Southwest side)	-1/4-inch w.g.	65/104	50/90	2.5E-3	8.78E+2
	580B	Corridor - Access Area (Area 18, Southeast side)	-1/4-inch w.g.	65/104	50/90	2.5E-3	8.78E+2

T1002804-01V

TABLE 1
CALCULATED NORMAL AND MAXIMUM PLANT ENVIRONMENTAL CONDITIONS

Unit 1 Room No.	Unit 2 Room No.	Area	MAXIMUM CONDITIONS Pressure[3] (psig)	Temp[4] (°F)	Relative[5] Humidity %	LOCA Dose Rate (See Notes)	LOCA[6] Dose (rads)	Total[1] Dose (rads)	
		Reactor Enclosure							
402	475	CRD hydraulic area	Atmos.	120	90	(15) (12) (30)	gamma 4.15E+6 beta 1.38E+6	gamma 4.19E+6 (30) beta 1.38E+6	1
406		Neutron monitoring area (Unit 1)	Atmos.	120	90	(19) (12)	gamma 3.70E+6 beta 1.38E+6	gamma 7.28E+7 beta 1.38E+6	
	479	Neutron monitoring area (Unit 2)	Atmos.	120	90	(24) (12)	gamma 4.08E+5 beta 1.38E+6	gamma 6.95E+7 beta 1.38E+6	
407, 518	480, 587	Main steam tunnel	Atmos./9.9[h]	120/311[h]	100[h]	(27) (12)	gamma 5.16E+6 beta 1.38E+6	gamma 6.51E+6 beta 1.38E+6	
501	575	Drywell spray isolation valve compartment	Atmos.	120	90	(16) (12)	gamma 3.95E+6 beta 1.38E+6	gamma 4.03E+6 beta 1.38E+6	
502	576	Backwash receiving tank compartment	Atmos.	120	90	(12) (31)	gamma 6.63E+4 beta 1.38E+6	gamma 2.03E+8 (31) beta 1.38E+6	1
503	577	RWCU system regenerative heat exchanger compartment	Atmos./2.6[g]	120/214[f]	100[f]	(12)	gamma 6.63E+4 beta 1.38E+6	gamma 1.25E+6 beta 1.38E+6	
504, 505	578, 579	RWCU system nonregenerative heat exchanger compartments	Atmos./2.7[g]	120/217[d]	100[d]	(12)	gamma 6.63E+4 beta 1.38E+6	gamma 4.68E+5 beta 1.38E+6	
500		Standby Liquid Control System Area	Atmos.	120	90	(16) (12)	gamma 3.95E+6 beta 1.38E+6	gamma 3.95E+6 beta 1.38E+6	
	574	Standby Liquid Control System Area	Atmos.	120	90	(19) (12)	gamma 3.70E+6 beta 1.38E+6	gamma 3.70E+6 beta 1.38E+6	
506A		Containment Hydrogen Recombiner Area (Area 11, Northwest side)	Atmos.	120	90	(19) (12)	gamma 3.70E+6 beta 1.38E+6	gamma 3.70E+6 beta 1.38E+6	
	580A	Containment Hydrogen Recombiner Area (Area 14, Northeast side)	Atmos.	120	90	(16) (12)	gamma 3.95E+6 beta 1.38E+6	gamma 3.95E+6 beta 1.38E+6	
506B		Corridor - Access Area (Area 15, Southwest side)	Atmos.	120	90	(12)	gamma 6.63E+4 beta 1.38E+6	gamma 6.71E+4 beta 1.38E+6	
	580B	Corridor - Access Area (Area 18, Southeast side)	Atmos.	120	90	(16) (12)	gamma 3.95E+6 beta 1.38E+6	gamma 3.95E+6 beta 1.38E+6	

T1002804-01V

TABLE 1
CALCULATED NORMAL AND MAXIMUM PLANT ENVIRONMENTAL CONDITIONS

Area			NORMAL OPERATING CONDITIONS				
Unit 1 Room No.	Unit 2 Room No.		Pressure	Min/Max Temp (°F)	Relative Humidity Avg/Max %	Dose[1] Rate (rads/hr)	Integrated[1] Dose (rads)
		Reactor Enclosure					
506C		Containment Hydrogen Recombiner Area (Area 16, Southeast side)	-1/4-inch w.g.	65/104	50/90	2.5E-3	8.78E+2
	580C	Containment Hydrogen Recombiner Area (Area 17, Southwest side)	-1/4-inch w.g.	65/104	50/90	2.5E-3	8.78E+2
506D		Fuel Pool Service Water Booster Pump Area (Area 12, Northeast Side)	-1/4-inch w.g.	65/104	50/90	2.5E-3	8.78E+2
	580D	Fuel Pool Service Water Booster Pump Area (Area 13, Northwest side)	-1/4-inch w. g.	65/104	50/90	2.5E-3	8.78E+2
507, 508, 509	581, 582, 583	RWCU system pump compartments (Northeast side)	-1/4-inch w.g.	65/104	50/90	3.29	1.16E+6
510, 522	584, 597	RWCU system isolation valve compartment	-1/4-inch w.g.	65/115	50/90	55.5	1.26E+6
511	585	Fuel Pool Cooling Water Pump and Heat Exchanger Area	-1/4-inch w.g.	65/104	50/90	2.5E-3	8.78E+2
519		Access Area (El. 300')	-1/4-inch w.g.	65/104	50/90	2.5E-3	8.78E+2
	594	Access Area (El. 300')	-1/4-inch w.g.	65/104	50/90	2.5E-3	8.78E+2
523	593	Core spray isolation valve compartment	-1/4-inch w.g.	65/115	50/90	0.1	3.51E+4
599	589	LPCI isolation valve compartment	-1/4-inch w.g.	65/115	50/90	0.1	3.51E+4
601, 602 605	637, 638 641	North and South corridors, el. 313	-1/4-inch w.g.	65/104	50/90	2.5E-3	8.78E+2
612, 618	651, 653	RERS filter compartment	-1/4-inch w.g.	65/104	50/90	2.5E-3	8.78E+2

TABLE 1
CALCULATED NORMAL AND MAXIMUM PLANT ENVIRONMENTAL CONDITIONS

Unit 1 Room No.	Unit 2 Room No.	Area	MAXIMUM CONDITIONS Pressure[3] (psig)	Temp[4] (°F)	Relative[5] Humidity %	LOCA Dose Rate (See Notes)	LOCA[6] Dose (rads)	Total[1] Dose (rads)
		Reactor Enclosure						
506C		Containment Hydrogen Recombiner Area (Area 16, Southeast side)	Atmos.	120	90	(16) (12)	gamma 3.95E+6 beta 1.38E+6	gamma 3.95E+6 beta 1.38E+6
	580C	Containment Hydrogen Recombiner Area (Area 17, Southwest side)	Atmos.	120	90	(19) (12)	gamma 3.70E+6 beta 1.38E+6	gamma 3.70E+6 beta 1.38E+6
506D		Fuel Pool Service Water Booster Pump Area (Area 12, Northeast Side)	Atmos.	120	90	(16) (12)	gamma 3.95E+6 beta 1.38E+6	gamma 3.95E+6 beta 1.38E+6
	580D	Fuel Pool Service Water Booster Pump Area (Area 13, Northwest side)	Atmos.	120	90	(19) (12)	gamma 3.70E+6 beta 1.38E+6	gamma 3.70E+6 beta 1.38E+6
507, 508, 509	581, 582, 583	RWCU system pump compartments (Northeast side)	Atmos./2.7[g]	120/217[e]	100[e]	(12)	gamma 6.63E+4 beta 1.38E+6	gamma 1.23E+6 beta 1.38E+6
510, 522	584, 597	RWCU system isolation valve compartment	Atmos./2.7[g]	120/210[f]	100[g]	(15) (12)	gamma 4.15E+6 beta 1.38E+6	gamma 5.41E+6 beta 1.38E+6
511	585	Fuel Pool Cooling Water Pump and Heat Exchanger Area	Atmos.	120	90	(16) (12)	gamma 3.95E+6 beta 1.38E+6	gamma 3.95E+6 beta 1.38E+6
519		Access Area (El. 300')	Atmos.	120	90	(19) (12)	gamma 3.70E+6 beta 1.38E+6	gamma 3.70E+6 beta 1.38E+6
	594	Access Area (El. 300')	Atmos.	120	90	(16) (12)	gamma 3.95E+6 beta 1.38E+6	gamma 3.95E+6 beta 1.38E+6
523	593	Core spray isolation valve compartment	Atmos.	120	90	(16) (12)	gamma 3.95E+6 beta 1.38E+6	gamma 3.99E+6 beta 1.38E+6
599	589	LPCI isolation valve compartment	Atmos.	120	90	(15) (12)	gamma 4.15E+6 beta 1.38E+6	gamma 4.19E+6 beta 1.38E+6
601, 602 605	637, 638 641	North and South corridors, el. 313	Atmos.	120	90	(12) (32)	gamma 6.63E+4 beta 1.38E+6	gamma 6.71E+4[32] 1 beta 1.38E+6
612, 618	651, 653	RERS filter compartment	Atmos.	120	90	(23) (12)	gamma 1.04E+7 beta 1.38E+6	gamma 1.04E+7 beta 1.38E+6

T1002804-01V

TABLE 1
CALCULATED NORMAL AND MAXIMUM PLANT ENVIRONMENTAL CONDITIONS

Room No.	Area	NORMAL OPERATING CONDITIONS				
		Pressure	Min/Max Temp (°F)	Relative[5] Humidity Avg/Max %	Dose[1] Rate (rads/hr)	Integrated[1] Dose (rads)
	Primary Containment					
	Zone I, above core	0.75 psig	65/150	20/100	gamma-24 neutrons-35	gamma 8.4E+6 neutrons-1.2E+7
	Zone II, core region	0.75 psig	65/150	20/100	gamma-50 neutrons-30	gamma-1.8E+7 neutrons-1.1E+7
	Zone III, under vessel	0.75 psig	65/150	20/100	gamma-12 neutrons-14	gamma-4.3E+6 neutrons-5.0E+6
	Zone IV, near recirc. pumps	0.75 psig	65/150	20/100	gamma-50 neutrons-16	gamma-1.8E+7 neutrons-5.5E+6
	Zone V, >15 ft from recirc. pumps	0.75 psig	65/150	20/100	gamma-25 neutrons-16	gamma-8.8E+6 neutrons-5.5E+6
	Zone VI, suppression chamber	0.75 psig	65/150	20/100	gamma-11 neutrons-0.43	gamma-3.7E+6 neutrons-1.5E+5
Room No.	Control Structure					
624	SGTS equip. compartment	Atmos.	65/104	50/90	2.35E-2	8.23E+3
533	Control room	+1/4-inch w.g.	76 ± 2	50/55	5.0E-4	1.76E+2
542	Auxiliary equip. room	Atmos.	76 ± 2	50/55	5.0E-4	1.76E+2
449, 450	Cable spreading room	Atmos.	65/104	50/90	5.0E-4	1.76E+2

T1002804-01V

TABLE 1
CALCULATED NORMAL AND MAXIMUM PLANT ENVIRONMENTAL CONDITIONS

		MAXIMUM CONDITIONS					
	Area	Pressure[3] (psig)	Temp[4] (°F)	Relative[5] Humidity %	LOCA Dose Rate (See Notes)	LOCA[6] Dose (rads)	Total[1] Dose (rads)
	Primary Containment						
	Zone I, above core	44.0	330	100	(7)	gamma-4.59E+7 neutrons-0 beta-1.18E+9	gamma-5.43E+7 neutrons-1.2E+7 beta-1.18E+9
	Zone II, core region	44.0	330	100	(7)	gamma-4.59E+7 neutrons-0 beta-1.18E+9	gamma-6.39E+7 neutrons-1.1E+7 beta-1.18E+9
	Zone III, under vessel	44.0	330	100	(7)	gamma-4.59E+7 neutrons-0 beta-1.18E+9	gamma-5.02E+7 neutrons-5.0E+6 beta-1.18E+9
	Zone IV, near recirc. pumps	44.0	330	100	(7)	gamma-4.59E+7 neutrons-0 beta-1.18E+9	gamma-6.4E+7 neutrons-5.5E+6 beta-1.18E+9
	Zone V, >15 ft from recirc. pumps	44.0	330	100	(7)	gamma-4.59E+7 neutrons-0 beta-1.18E+9	gamma-5.5E+7 neutrons-5.5E+6 beta-1.18E+9
	Zone VI, suppression chamber	44.0	330	100	(7)	gamma-4.59E+7 neutrons-0 beta-1.18E+9	gamma-4.96E+6 neutrons-1.5E+5 beta-1.18E+9
Room No.	Control Structure						
624	SGTS equip. compartment	Atmos.	120	50/90	(9)	3.22E+5	3.30E+5
533	Control room	+1/4-inch w.g.	78	50/60	(10)	6.4	1.82E+2
542	Auxiliary equip. room	Atmos.	78	50/60	(8)	1.3E+1	1.89E+2
449, 450	Cable spreading room	Atmos.	105	80/100	(8)	2.1E+1	1.97E+2

T1002804-01V

TABLE 1
CALCULATED NORMAL AND MAXIMUM PLANT ENVIRONMENTAL CONDITIONS

Area			Pressure	NORMAL OPERATING CONDITIONS Min/Max Temp (°F)	Relative[5] Humidity Avg/Max %	Dose[1] Rate (rads/hr)	Integrated[1] Dose (rads)
Room No.	Control Structure						
619	HVAC equip. compartment, el. 304		Atmos.	65/104	50/90	2.5E-3	8.78E+2
625	HVAC equip. compartment, el. 332		Atmos.	65/104	50/90	2.5E-3	8.78E+2
323, 324 360, 361 425, 426 427, 436	Battery compartments		Atmos.	88/104[2]	50/90	5.0E-4	1.76E+2
428-435	Emergency switchgear room		Atmos.	65/104	50/90	5.0E-4	1.76E+2
452, 453	Inverter rooms		Atmos.	65/104	50/90	5.0E-4	1.76E+2
258, 263	Control structure chiller areas		Atmos.	65/104	50/90	2.5E-3	8.78E+2
713[25]	North Stack Radiation Monitoring Room		Atmos.	65/104	50/90	2.5E-3	8.78E+2
202	Elevation 217 Pipe Tunnel		Atmos.	55/123	50/100	2.5E-3	8.78E+2
311, 315	Diesel-Generator Enclosure		Atmos.	65/115	50/90	5.0E-4	1.76E+2
313	Diesel-Generator Corridor		Atmos.	50/100	50/100	5.0E-4	1.76E+2
	Spray Pond Pump Structure		Atmos.	40/115	50/90	5.0E-4	1.76E+2
Unit 1 Room No.	Unit 2 Room No.	Turbine Enclosure					
332	355	Turbine-generator area below el. 250	-1/4 inch wg.	65/120	70/90	7.1E+0	2.50E+6
332m	355m	Turbine-generator area above el. 250	-1/4 inch wg.	65/120	70/90	4.0E+0	1.40E+6
439	456	Feedwater heater area	-1/4 inch wg.	65/120	50/90	1.4E+0	5.00E 5

T10002804-01V

TABLE 1
CALCULATED NORMAL AND MAXIMUM PLANT ENVIRONMENTAL CONDITIONS

Area			MAXIMUM CONDITIONS					
			Pressure[3] (psig)	Temp[4] (°F)	Relative[5] Humidity %	LOCA Dose Rate (See Notes)	LOCA[6] Dose (rads)	Total[1] Dose (rads)
Room No.	Control Structure							
619	HVAC equip. compartment, el. 304		Atmos.	104	50/90	(11)	1.26E+2	1.00E+3
625	HVAC equip. compartment, el. 332		Atmos.	104	50/90	(11)	1.26E+2	1.00E+3
323, 324 360, 361 425, 426 427, 436	Battery compartments		Atmos.	104	50/90	(8)	2.1E+1	1.97E+2
428-435	Emergency switchgear room		Atmos.	104	50/90	(8)	2.1E+1	1.97E+2
452, 453	Inverter rooms		Atmos.	104	50/90	(8)	2.1E+1	1.97E+2
258, 263	Control structure chiller areas		Atmos.	111	80/90	(8)	2.1E+1	8.99E+2
713[25]	North Stack Radiation Monitoring Room		Atmos.	139[26]	50/90	-	4.1E+1	9.19E+2
202	Elevation 217 Pipe Tunnel		Atmos.	123[28]	50/100	-	-	8.78E+2
311, 315	Diesel-Generator Enclosure		Atmos.	115	50/90	-	-	1.79E+2
313	Diesel-Generator Corridor		Atmos.	117	50/100	-	-	1.79E+2
	Spray Pond Pump Structure		Atmos.	115	50/90	-	-	1.79E+2
Unit 1 Room No.	Unit 2 Room No.	Turbine Enclosure						
332	355	Turbine-generator area below el. 250	Atmos.	138[29]	50/100	-	-	2.50E+6
332m	355m	Turbine-generator area above el. 250	Atmos.	138[29]	50/100	-	-	1.40E+6
439	456	Feedwater heater area	Atmos.	160[29]	50/100	-	-	5.00E+5

T10002804-01V

TABLE 1 (Cont'd)

Notes:

(1) The normal total integrated doses are for 40 years. The present post-LOCA gamma doses are conservatively based on NUREG-0737 methodology. These conservative gamma doses would bound the total of the neutron doses and the post-LOCA gamma doses (if the gamma doses were calculated by NUREG-0588 methodology) In view of this, it is not necessary to add the neutron doses to the present gamma doses for equipment qualification purposes.

(2) 88°F represents the battery compartment average temperature.

(3) First number corresponds to maximum LOCA/loss of ventilation pressure. Second number corresponds to maximum High Energy Line Break pressure, where applicable. Break identification is provided in note (4). The maximum LOCA pressure for each area should be assumed to last for 180 days for environmental qualification purposes, except for the primary containment. A bounding primary containment pressure profile is provided in Figure 2. The maximum High Energy Line Break (HELB) pressure for each area should be assumed to last until the isolation valve closes, which in all cases is significantly less than one minute. The maximum pressures listed for the control structure are maximum LOCA pressures. Maximum pressures resulting from other accidents will be evaluated later.

(4) First number corresponds to maximum LOCA/loss of ventilation temperature. Second number corresponds to maximum High Energy Line Break temperature, where applicable. Break identification is indicated as follows:

a. RCIC steam line break in RCIC pump room
b. HPCI steam line break in HPCI pump room
c. HPCI steam line break in isolation valve compartment
d. RWCU line break in RWCU nonregenerative heat exchanger compartment
e. RWCU line break in RWCU pump room
f. RWCU line break in RWCU regenerative heat exchanger compartment
g. RWCU line break in RWCU isolation valve compartment
h. Main steam line break in main steam tunnel
i. RHR steam line break in RHR compartment

LOCA temperature profiles as a function of time are provided in Figure 3 through Figure 6. For areas without LOCA temperature profiles, assume the maximum temperature lasts 180 days. The isolation valve compartment HELB temperature profile as a function of time is provided in Figure 7. Areas which have maximum HELB temperatures listed, but do not have HELB temperature profiles, only contain components which will have completed their safety function once the blowdown has ceased, which in all cases is significantly less than one minute. The maximum temperatures listed for the control structure are maximum LOCA temperatures. Maximum temperatures resulting from other accidents will be evaluated later.

(5) Those rooms which experience High Energy Line Break, identified by letters per note 4, will be subjected to 100% relative humidity for 72 hours after the start of the High Energy Line Break at which time the relative humidity will fall below 90%. For the normal primary containment relative humidity, the minimum relative humidity is provided instead of the average relative humidity.

TABLE 1 (Cont'd)

Notes (Cont'd)

(6) The LOCA total integrated doses are for 180 days. The beta doses and dose rates are conservatively based on infinite cloud geometry, and the doses for areas containing radioactive pipes are conservatively based on piping contact doses. Doses for specific components within these areas may be lower, depending on distance and spatial relationships.
(7) Primary Containment Cloud (See Table 1a).
(8) Control Structure Cloud, Adjacent Piping Shine (Dose rates not tabulated because of low Total Integrated Dose (TID))
(9) SGTS Carbon Filter (See Table 1b).
(10) Adjacent Cloud Shine, Adjacent Piping Shine and SGTS Carbon Filter Shine (Dose rates not tabulated because of low TID).
(11) Control Structure Cloud and SGTS Carbon Filter Shine (Dose rates not tabulated because of low TID).
(12) Reactor Enclosure Cloud (see Table 1c) | 1
(13) 30" Shutdown Cooling Piping (see Table 1j)
(14) 24" Shutdown Cooling Piping (see Table 1i)
(15) 18" Shutdown Cooling Piping (see Table 1h)
(16) 16" Shutdown Cooling Piping (see Table 1g)
(17) 6" Shutdown Cooling Piping (see Table 1e)
(18) 16" ECCS Piping (see Table 1g)
(19) 14" ECCS Piping (see Table 1f)
(20) 6" ECCS Piping (see Table 1e)
(21) 12" HPCI Steam Supply Piping (see Table 1m)
(22) 10" RCIC Steam Exhaust Piping (see Table 1l)
(23) RERS Carbon Filter (see Table 1k)
(24) 6" recombiner piping (see Table 1d)
(25) This room is located on the reactor enclosure roof.
(26) The North Stack Radiation Monitoring Room temperature drops to 130°F after 6 days
(27) 24" ECCS Piping (see Table 1i)
(28) Minimum temperature with loss of normal heating is 39°F. This temperature includes heat gain from Class 1E powered equipment.
(29) Temperature does not reflect HELB conditions because the components in these areas are not required to mitigate the consequences of a HELB.
(30) Equipment beyond 5 ft. of the hydrogen recombiner loop seals will experience 180 day post-LOCA doses equal to or less than 4.19E6 rads gamma. | 1
(31) Equipment beyond 18 in. of the backwash receiving tank will experience 180 day post-LOCA doses equal to or less than 6.8E7 rads gamma.
(32) The 180 day post-LOCA gamma cloud dose for rooms 602 and 638 is 1.03E4 rads. The total dose for rooms 602 and 638 is 1.12E4 rads gamma.

TABLE 1a

CALCULATED PRIMARY CONTAINMENT DOSE RATES

Gamma Dose Rates

TIME INT. HRS	DOSE RATE R/HR	INT. DOSE RADS	TOTAL RADS
.10E-01	1.07E+07	.00	.00
.50E+00	3.51E+06	3.16E+06	3.16E+06
.10E+01	2.60E+06	1.52E+06	4.68E+06
.20E+01	1.85E+06	2.20E+06	6.88E+06
.40E+01	1.23E+06	3.04E+06	9.92E+06
.80E+01	7.10E+05	3.79E+06	1.37E+07
.16E+02	3.66E+05	4.15E+06	1.79E+07
.24E+02	2.41E+05	2.39E+06	2.03E+07
.96E+02	7.17E+04	1.01E+07	3.03E+07
.24E+03	3.45E+04	7.32E+06	3.76E+07
.72E+03	4.37E+03	7.00E+06	4.46E+07
.22E+04	2.56E+01	1.22E+06	4.58E+07
.43E+04	6.56E+00	3.02E+04	4.59E+07

Beta Dose Rates

TIME INT. HRS	DOSE RATE R/HR	INT. DOSE RADS	TOTAL RADS
.10E-01	1.30E+08	.00	.00
.50E+00	4.48E+07	3.92E+07	3.92E+07
.10E+01	3.56E+07	2.00E+07	5.92E+07
.20E+01	2.68E+07	3.10E+07	9.02E+07
.40E+01	1.88E+07	4.51E+07	1.35E+08
.80E+01	1.26E+07	6.20E+07	1.97E+08
.16E+02	8.00E+06	8.10E+07	2.78E+08
.24E+02	5.92E+06	5.53E+07	3.34E+08
.96E+02	2.22E+06	2.72E+08	6.05E+08
.24E+03	1.01E+06	2.21E+08	8.26E+08
.72E+03	1.25E+05	2.03E+08	1.03E+09
.22E+04	3.00E+04	9.59E+07	1.13E+09
.43E+04	1.87E+04	5.16E+07	1.18E+09

1

TABLE 1b

SGTS CARBON FILTER
CALCULATED DOSE RATES

TIME INT. HRS	DOSE RATE R/HR	INT. DOSE RADS	TOTAL RADS
.10E-01	2.50E-03	.00	.00
.50E+00	1.00E+01	6.17E-01	6.17E-01
.10E+01	3.10E+01	9.47E+00	1.01E+01
.20E+01	7.47E+01	4.97E+01	5.98E+01
.40E+01	1.40E+02	2.08E+02	2.68E+02
.80E+01	2.10E+02	6.91E+02	9.58E+02
.16E+02	2.63E+02	1.88E+03	2.84E+03
.24E+02	2.81E+02	2.18E+03	5.02E+03
.96E+02	3.50E+02	2.26E+04	2.76E+04
.24E+03	4.51E+02	5.74E+04	8.50E+04
.72E+03	2.30E+02	1.58E+05	2.43E+05
.22E+04	3.41E+00	7.75E+04	3.21E+05
.43E+04	2.40E-03	1.01E+03	3.22E+05

TABLE 1c

CALCULATED REACTOR ENCLOSURE DOSE RATES

1

Gamma Dose Rates

TIME INT. HRS	DOSE RATE R/HR	INT. DOSE RADS	TOTAL RADS
.10E-09	1.00E-10	.00	.00
.50E+00	2.49E+02	4.36E+00	4.36E+00
.10E+01	3.23E+02	1.42E+02	1.46E+02
.20E+01	3.93E+02	3.57E+02	5.03E+02
.40E+01	4.55E+02	8.47E+02	1.35E+03
.80E+01	4.46E+02	1.80E+03	3.15E+03
.24E+02	3.07E+02	5.96E+03	9.11E+03
.96E+02	1.87E+02	1.74E+04	2.65E+04
.24E+03	9.33E+01	1.94E+04	4.59E+04
.72E+03	6.40E+00	1.56E+04	6.15E+04
.43E+04	5.78E-02	4.85E+03	6.63E+04

Beta Dose Rates

TIME INT. HRS	DOSE RATE R/HR	INT. DOSE RADS	TOTAL RADS
.10E-09	1.00E-10	.00	.00
.50E+00	9.40E+02	1.57E+01	1.57E+01
.10E+01	1.39E+03	5.75E+02	5.91E+02
.20E+01	1.92E+03	1.64E+03	2.23E+03
.40E+01	2.50E+03	4.41E+03	6.64E+03
.80E+01	3.03E+03	1.10E+04	1.77E+04
.24E+02	3.50E+03	5.22E+04	6.99E+04
.96E+02	3.35E+03	2.47E+05	3.16E+05
.24E+03	1.75E+03	3.55E+05	6.71E+05
.72E+03	2.01E+02	3.44E+05	1.01E+06
.43E+04	4.23E+01	3.66E+05	1.38E+06

TABLE 1d

6 INCH RECOMBINER
CALCULATED PIPING DOSE RATES

TIME INT. HRS	DOSE RATE R/HR	INT. DOSE RADS	TOTAL RADS
.10E-09	7.53E+04	0	0
.50E+00	2.95E+04	2.44E+04	2.44E+04
.10E+01	2.25E+04	1.29E+04	3.73E+04
.20E+01	1.54E+04	1.87E+04	5.61E+04
.40E+01	9.75E+03	2.47E+04	8.08E+04
.80E+01	5.57E+03	2.99E+04	1.11E+05
.24E+02	1.82E+03	5.36E+04	1.64E+05
.96E+02	4.19E+02	6.86E+04	2.33E+05
.24E+03	2.08E+02	4.34E+04	2.76E+05
.72E+03	3.34E+01	4.59E+04	3.22E+05
.43E+04	8.80E-01	2.02E+04	3.42E+05

TABLE 1e

6 INCH ECCS
CALCULATED PIPE DOSE RATES

TIME INT. HRS	DOSE RATE R/HR	INT. DOSE RADS	TOTAL RADS
.10E-09	5.79E+04	.00	.00
.50E+00	4.18E+04	2.47E+04	2.47E+04
.10E+01	3.57E+04	1.93E+04	4.40E+04
.20E+01	2.77E+04	3.15E+04	7.56E+04
.40E+01	1.97E+04	4.70E+04	1.23E+05
.80E+01	1.32E+04	6.49E+04	1.87E+05
.24E+02	5.91E+03	1.45E+05	3.32E+05
.96E+02	1.91E+03	2.55E+05	5.87E+05
.24E+03	1.12E+03	2.13E+05	8.00E+05
.72E+03	4.42E+02	3.50E+05	1.15E+06
.43E+04	7.05E+01	7.28E+05	1.88E+06

TABLE 1f

14 INCH ECCS
CALCULATED PIPING DOSE RATES

TIME INT. HRS	DOSE RATE R/HR	INT. DOSE RADS	TOTAL RADS
.10E-09	1.15E+05	.00	.00
.50E+00	8.30E+04	4.92E+04	4.92E+04
.10E+01	7.07E+04	3.84E+04	8.75E+04
.20E+01	5.49E+04	6.25E+04	1.50E+05
.40E+01	3.89E+04	9.29E+04	2.43E+05
.80E+01	2.58E+04	1.28E+05	3.71E+05
.24E+02	1.14E+04	2.83E+05	6.53E+05
.96E+02	3.62E+03	4.89E+05	1.14E+06
.24E+03	2.13E+03	4.05E+05	1.55E+06
.72E+03	8.54E+02	6.70E+05	2.22E+06
.43E+04	1.38E+02	1.41E+06	3.63E+06

TABLE 1g

16 INCH ECCS
CALCULATED PIPING DOSE RATES

TIME INT. HRS	DOSE RATE R/HR	INT. DOSE RADS	TOTAL RADS
.10E-09	1.24E+05	.00	.00
.50E+00	8.93E+04	5.30E+04	5.30E+04
.10E+01	7.60E+04	4.13E+04	9.42E+04
.20E+01	5.90E+04	6.71E+04	1.61E+05
.40E+01	4.18E+04	9.98E+04	2.61E+05
.80E+01	2.77E+04	1.37E+05	3.98E+05
.24E+02	1.22E+04	3.03E+05	7.01E+05
.96E+02	3.85E+03	5.21E+05	1.22E+06
.24E+03	2.27E+03	4.30E+05	1.65E+06
.72E+03	9.12E+02	7.15E+05	2.37E+06
.43E+04	1.48E+02	1.51E+06	3.88E+06

TABLE 1h

18 INCH SHUTDOWN COOLING
CALCULATED PIPING DOSE RATES

TIME INT. HRS	DOSE RATE R/HR	INT. DOSE RADS	TOTAL RADS
.10E-09	1.32E+05	.00	.00
.50E+00	9.45E+04	5.60E+04	5.60E+04
.10E+01	8.04E+04	4.37E+04	9.97E+04
.20E+01	6.23E+04	7.10E+04	1.71E+05
.40E+01	4.42E+04	1.05E+05	2.77E+05
.80E+01	2.92E+04	1.45E+05	4.21E+05
.24E+02	1.28E+04	3.19E+05	7.39E+05
.96E+02	4.04E+03	5.47E+05	1.28E+06
.24E+03	2.37E+03	4.51E+05	1.73E+06
.72E+03	9.59E+02	7.50E+05	2.49E+06
.43E+04	1.55E+02	1.59E+06	4.08E+06

TABLE 1i

24 INCH ECCS
CALCULATED PIPING DOSE RATES

TIME INT. HRS	DOSE RATE R/HR	INT. DOSE RADS	TOTAL RADS
.10E-09	1.47E+05	.00	.00
.50E+00	1.05E+05	6.26E+04	6.26E+04
.10E+01	8.95E+04	4.85E+04	1.11E+05
.20E+01	6.93E+04	7.91E+04	1.90E+05
.40E+01	4.90E+04	1.17E+05	3.07E+05
.80E+01	3.24E+04	1.60E+05	4.68E+05
.24E+02	1.41E+04	3.53E+05	8.20E+05
.96E+02	4.40E+03	5.99E+05	1.42E+06
.24E+03	2.59E+03	4.93E+05	1.91E+06
.72E+03	1.05E+03	8.20E+05	2.73E+06
.43E+04	1.71E+02	1.74E+06	4.49E+06

TABLE 1j

30 INCH SHUTDOWN COOLING
CALCULATED PIPING DOSE RATES

TIME INT. HRS	DOSE RATE R/HR	INT. DOSE RADS	TOTAL RADS
.10E-09	1.57E+05	.00	.00
.50E+00	1.12E+05	6.65E+04	6.65E+04
.10E+01	9.48E+04	5.15E+04	1.18E+05
.20E+01	7.34E+04	8.37E+04	2.02E+05
.40E+01	5.19E+04	1.23E+05	3.25E+05
.80E+01	3.42E+04	1.70E+05	4.95E+05
.24E+02	1.48E+04	3.70E+05	8.66E+05
.96E+02	4.59E+03	6.29E+05	1.50E+06
.24E+03	2.72E+03	5.15E+05	2.01E+06
.72E+03	1.11E+03	8.59E+05	2.87E+06
.43E+04	1.80E+02	1.84E+06	4.71E+06

TABLE 1k

CALCULATED RERS CARBON FILTER DOSE RATES

TIME INT. HRS	DOSE RATE R/HR	INT. DOSE RADS	TOTAL RADS
.10E-01	2.50E+03	.00	.00
.50E+00	7.99E+02	3.09E+01	3.09E+01
.10E+01	2.08E+03	6.70E+02	7.01E+02
.20E+01	4.20E+03	3.02E+03	3.72E+03
.40E+01	6.64E+03	1.07E+04	1.44E+04
.80E+01	8.90E+03	3.09E+04	4.52E+04
.24E+02	1.11E+04	1.60E+05	2.05E+05
.96E+02	1.18E+04	8.25E+05	1.03E+06
.24E+03	1.45E+04	1.89E+06	2.92E+06
.72E+03	7.40E+03	5.07E+06	7.99E+06
.43E+04	7.69E-02	2.32E+06	1.03E+07

TABLE 11

10 INCH RCIC STEAM EXHAUST
CALCULATED PIPING DOSE RATES

TIME INT. HRS	DOSE RATE R/HR	INT. DOSE RADS	TOTAL RADS
.10E-09	2.06E+05	.00	.00
.50E+00	6.02E+04	5.93E+04	5.93E+04
.10E+01	3.41E+04	2.30E+04	8.23E+04
.20E+01	1.31E+04	2.19E+04	1.04E+05
.40E+01	2.56E+03	1.29E+04	1.17E+05
.80E+01	1.40E+02	3.33E+03	1.20E+05
.24E+02	3.92E-03	2.14E+02	1.21E+05

TABLE 1m

CALCULATED 12 INCH HPCI STEAM SUPPLY PIPING DOSE RATES

TIME INT. HRS	DOSE RATE R/HR	INT. DOSE RADS	TOTAL RADS
.10E-09	4.62E+06	.00	.00
.50E+00	2.25E+05	7.27E+05	7.27E+05
.10E+01	2.14E+04	4.33E+04	7.71E+05
.20E+01	2.28E+02	4.67E+03	7.76E+05
.40E+01	3.50E-02	5.20E+01	7.76E+05

TABLE 2

4/84

REDUCED RADIATION LEVELS FOR SELECT EQUIPMENT(1)

Purchase Orders P.O. No.	Title	Required Qualification Dose for 180 Days (Rads)
E-10	480V Load Centers	2.82 E+5
E-11	Motor Control Centers	3.47 E+6
E-14	Motor Control Centers	1.98 E+6
E-33	Elec. Heat Tracing System	6.00 E+5
E-37	120V AC Distribution Transformers	5.74 E+5
E-38	120V AC Distribution Panels	4.70 E+5
M-1	NSSS Instruments and Controls (2)	
	LT-55-1N062B, F	1.96 E+6
	FT-51-1N052A	4.28 E+5
	FT-51-1N052B	2.88 E+5
	FT-51-1N052C	5.71 E+5
	FT-51-1N052D	8.59 E+5
	1B,F,K,P-E284	8.95 E+5
	1A,E-K209	8.95 E+5
	10-K208	8.95 E+5
	FE-40-1N006B,F,K,P	8.95 E+5
	PDT-40-1N054	8.95 E+5
	10C015(includes FT-43-1N014A,B)	9.36 E+5
	FT-43-1N014C,D	1.73 E+6
	10C073 (includes PT-40-1N055)	6.34 E+5
	10C074 (includes FT-40-1N053B,F,K,P and PT-40-1N061B,F,K,P)	4.49 E+5
	10C075 (includes PT-51-1N055A and PT-51-1N056A)	2.77 E+5
	10C077 (includes PT-51-1N055E and PT-51-1N056E)	3.49 E+5
	FT-51-1N001	4.32 E+5
	HS-48-004A,B,C	1.12 E+5
	HS-48-005A,B,C	1.12 E+5
	HS-48-006A,B,C	1.12 E+5
	10C021 (includes FT-51-1N007B)	6.72 E+4
M-66	HVAC Instruments and Controls (2)	
	Equipment No. 10C234	9.76 E+5
	Equipment No. 10C245	1.00 E+5
M-70	HVAC Isolation Valves	6.57 E+5
M-113	Seismic Dampers	5.92 E+6

1

TABLE 2 (cont.)

Purchase Orders P.O. No.	Title	Required Qualification Dose for 180 Days (Rads)
M-235	Gas Sample Station	5.05 E+5
M-245	QA Solenoid Valves	5.40 E+6
P-104	Large NSCS Valves (2)	
	Valve No. HV49-1F013	4.69 E+6
	Valve No. HV55-1F006	1.76 E+6
P-107	Valve Operators (2)	
	Valve No. H51-1F023	3.00 E+6
P-109	Valve Operators	1.47 E+6
P-114A	Nuclear Service Steel Valves (3)	7.00 E+6
P-119	Nuclear Service BF Valves	3.93 E+6

(1) Detailed analyses were made for these components. The analyses resulted in the gamma doses listed, which were lower than the worst-case contact doses initially assumed.

(2) Remaining components in this P.O. will be qualified separately.

(3) Applies to valves outside containment.

TABLE 3

LOCA RADIATION DOSE REDUCTION FACTORS

FOR NON-LARGE BREAK LOCA EVENTS

Reduction Factor for ECCS Piping Doses (1)

Time Interval Hours	Liq. Lines	Stm. Lines
0 - .10E+01	4.0	5.0
.10E+01 - .80E+01	4.5	4.0
.80E+01 - .24E+02	5.0	4.0
.24E+02 - .24E+03	6.0	3.7
.24E+03 - .72E+03	7.0	3.6
.72E+03 - .43E+04	11.0	3.7

Reduction Factor for Reactor Enclosure (1) Airborne Doses

Time Interval Hours	Gamma	Beta
0 - .10E+01	5.0	5.0
.10E+01 - .80E+01	6.5	8.0
.80E+01 - .24E+02	7.0	9.0
.24E+02 - .24E+03	8.0	9.0
.24E+03 - .72E+03	8.0	8.0
.72E+03 - .43E+04	8.7	6.8

(1) A reduction factor applies only to the corresponding time interval. The sum of the quotients over several time intervals will yield the integrated reduced dose. For example, the reduced 14" ECCS liquid line dose at 24 hours equals (from Table 1f) 8.75E4/4 + (6.25E4 + 9.29E4 + 1.28E5)/4.5 + 2.83E5/5.

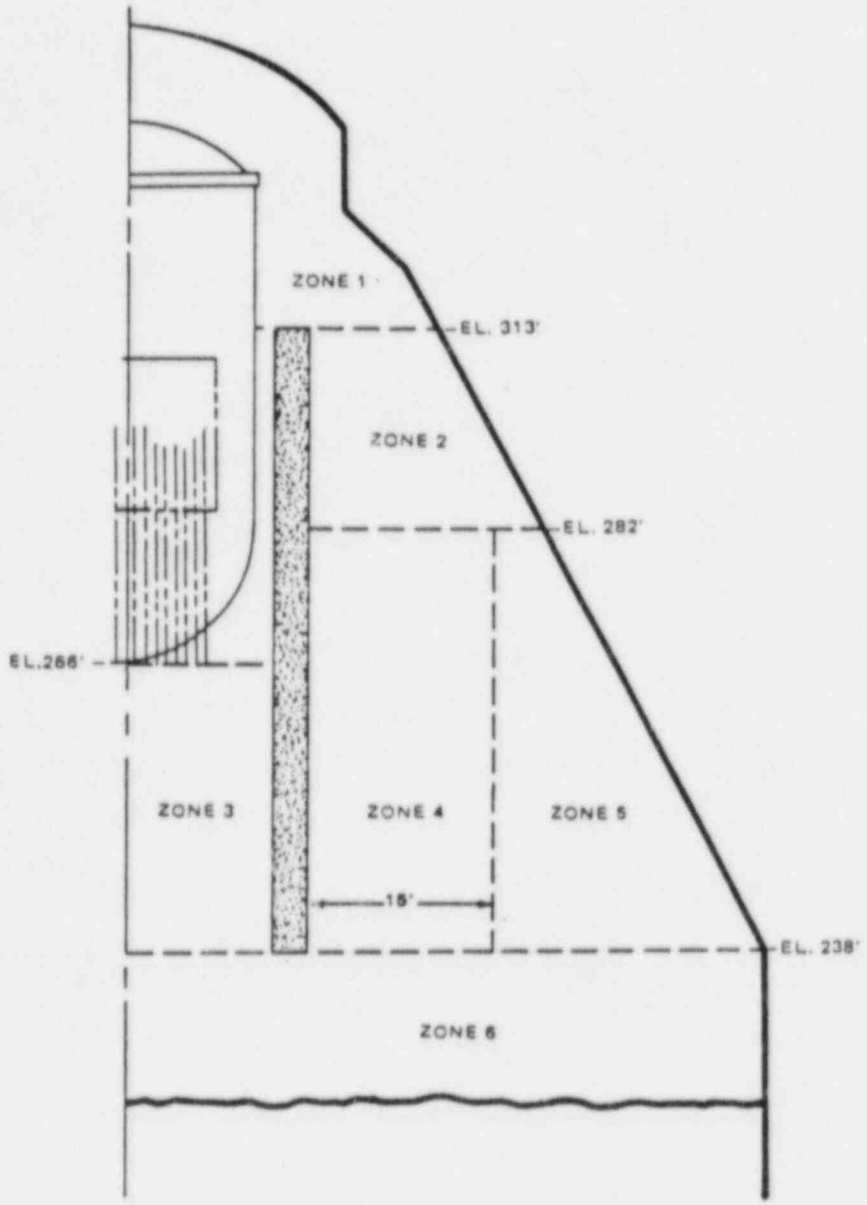

LIMERICK GENERATING STATION
UNITS 1 AND 2
SPECIFICATION 8031-M-171

PRIMARY CONTAINMENT ZONES

FIGURE 1

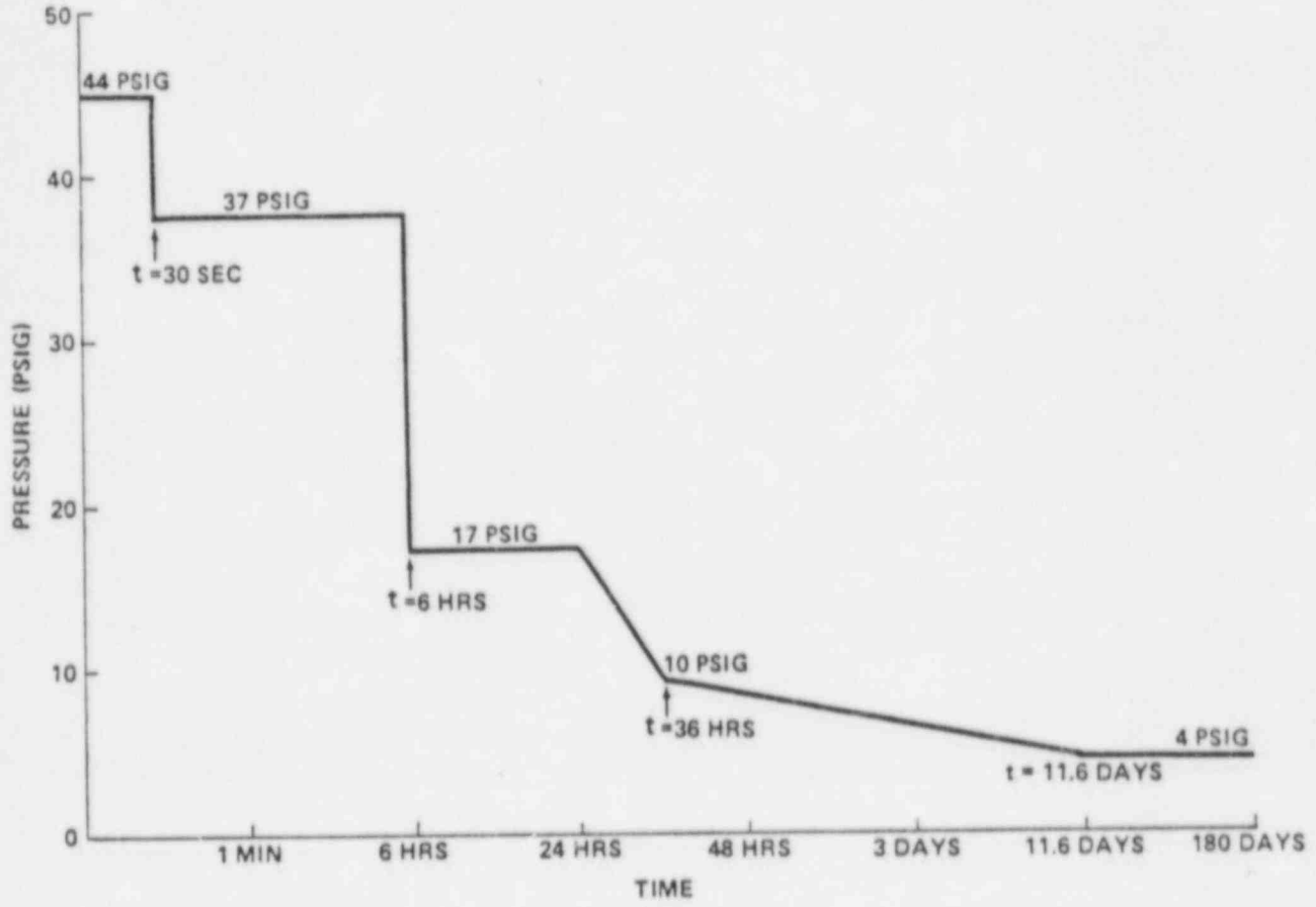

LIMERICK GENERATING STATION
UNITS 1 AND 2
SPECIFICATION 8031-M-171

CALCULATED POST-LOCA
BOUNDING PRIMARY CONTAINMENT
PRESSURE PROFILE

FIGURE 2

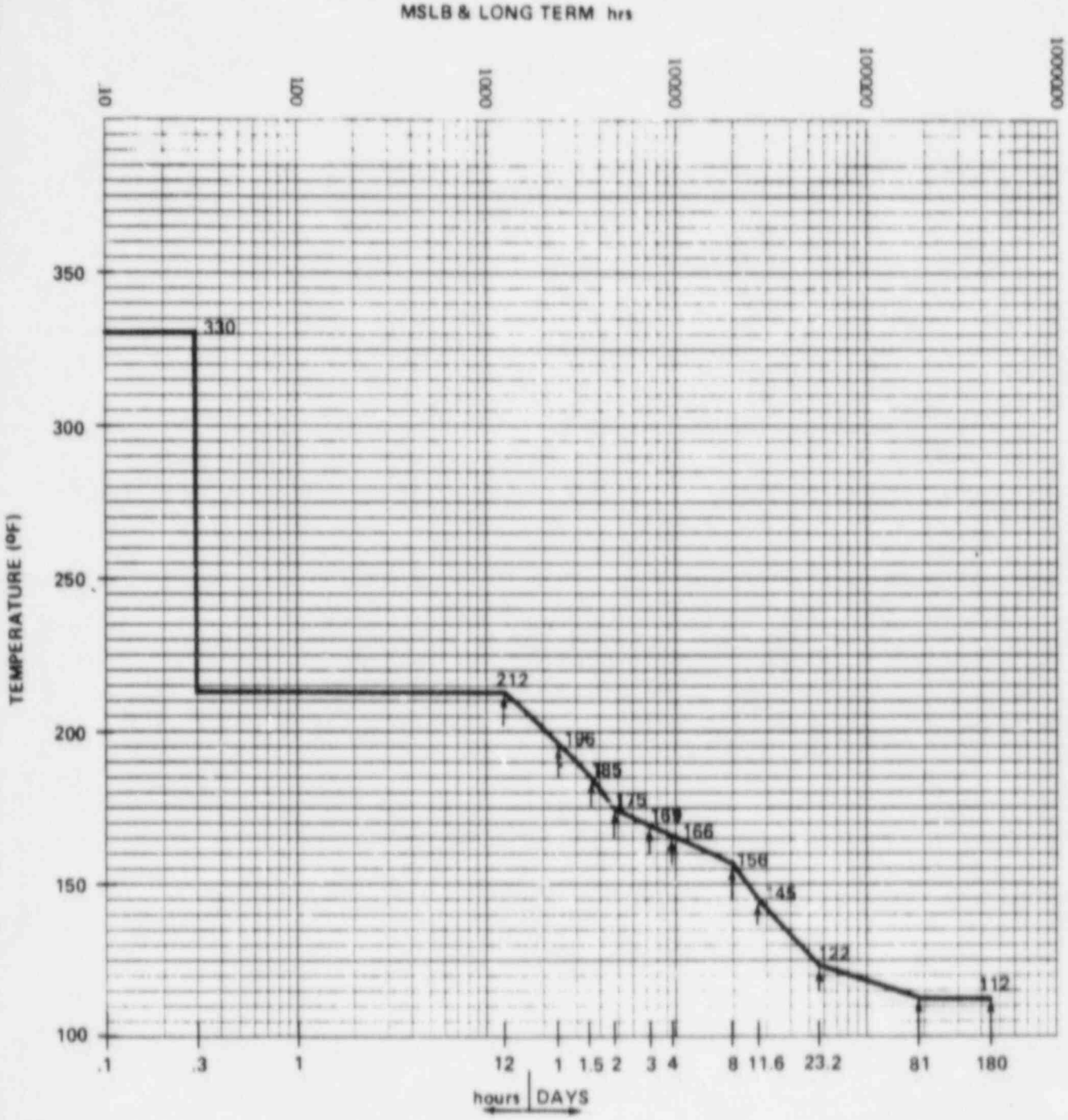

LIMERICK GENERATING STATION
UNITS 1 AND 2
SPECIFICATION 8031-M-171

CALCULATED
BOUNDING DRYWELL
TEMPERATURE PROFILE
FOLLOWING A LARGE-BREAK LOCA

FIGURE 3A

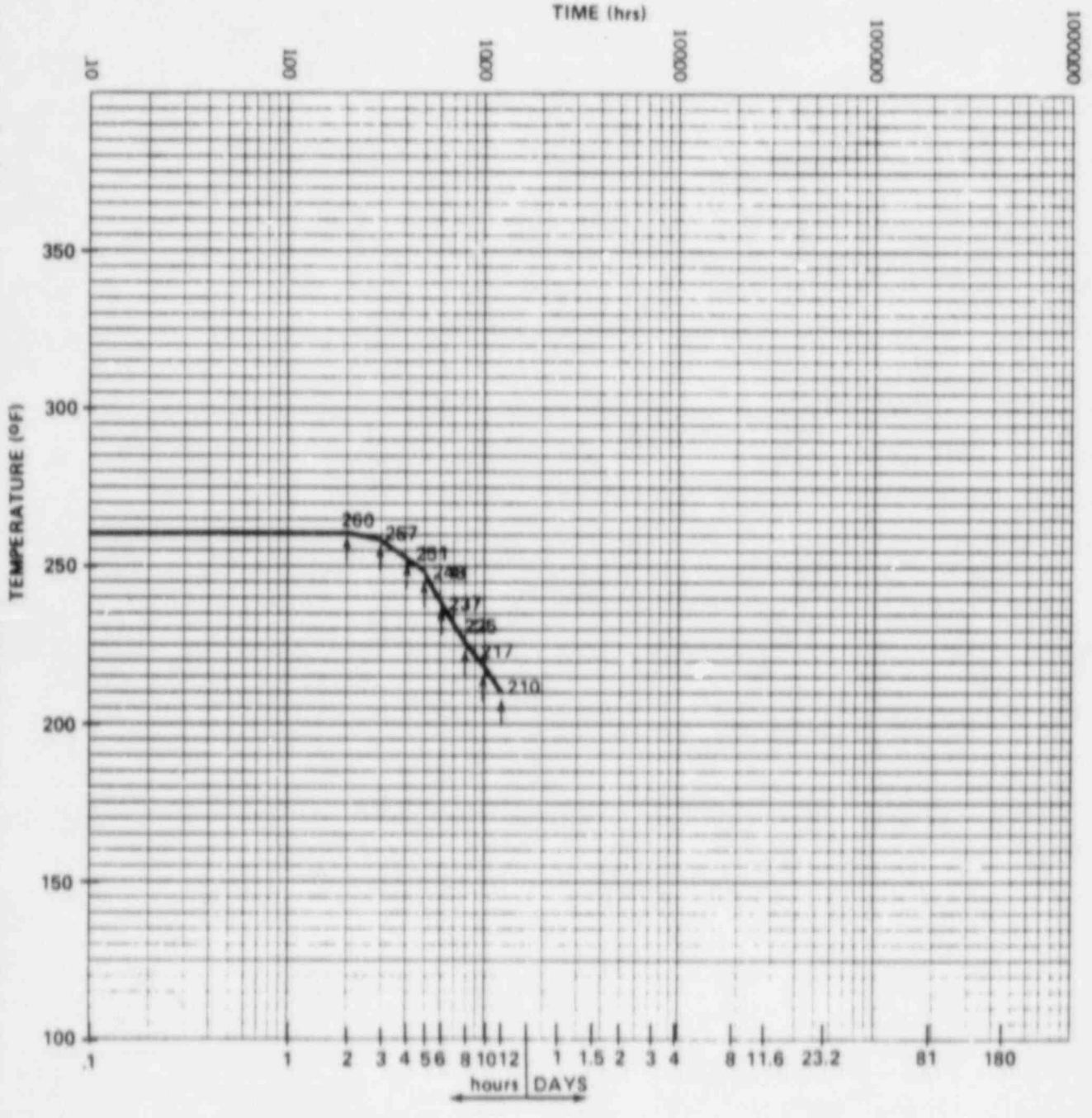

LIMERICK GENERATING STATION
UNITS 1 AND 2
SPECIFICATION 8031-M-171

CALCULATED
BOUNDING DRYWELL
TEMPERATURE PROFILE
FOLLOWING A SMALL-BREAK LOCA

FIGURE 38

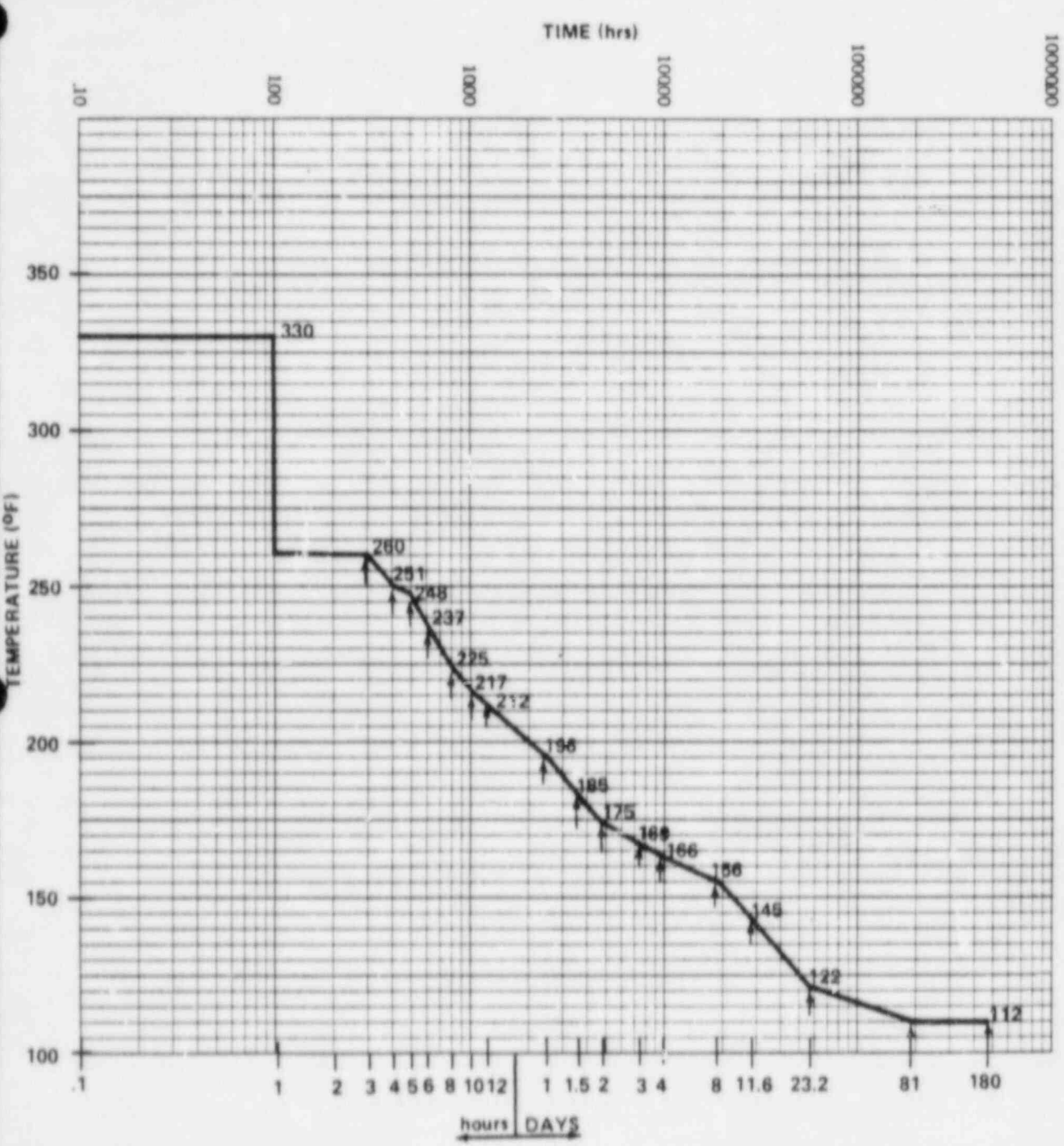

LIMERICK GENERATING STATION UNITS 1 AND 2 SPECIFICATION 8031-M-171
CALCULATED BOUNDING DRYWELL TEMPERATURE PROFILE FIGURE 3C

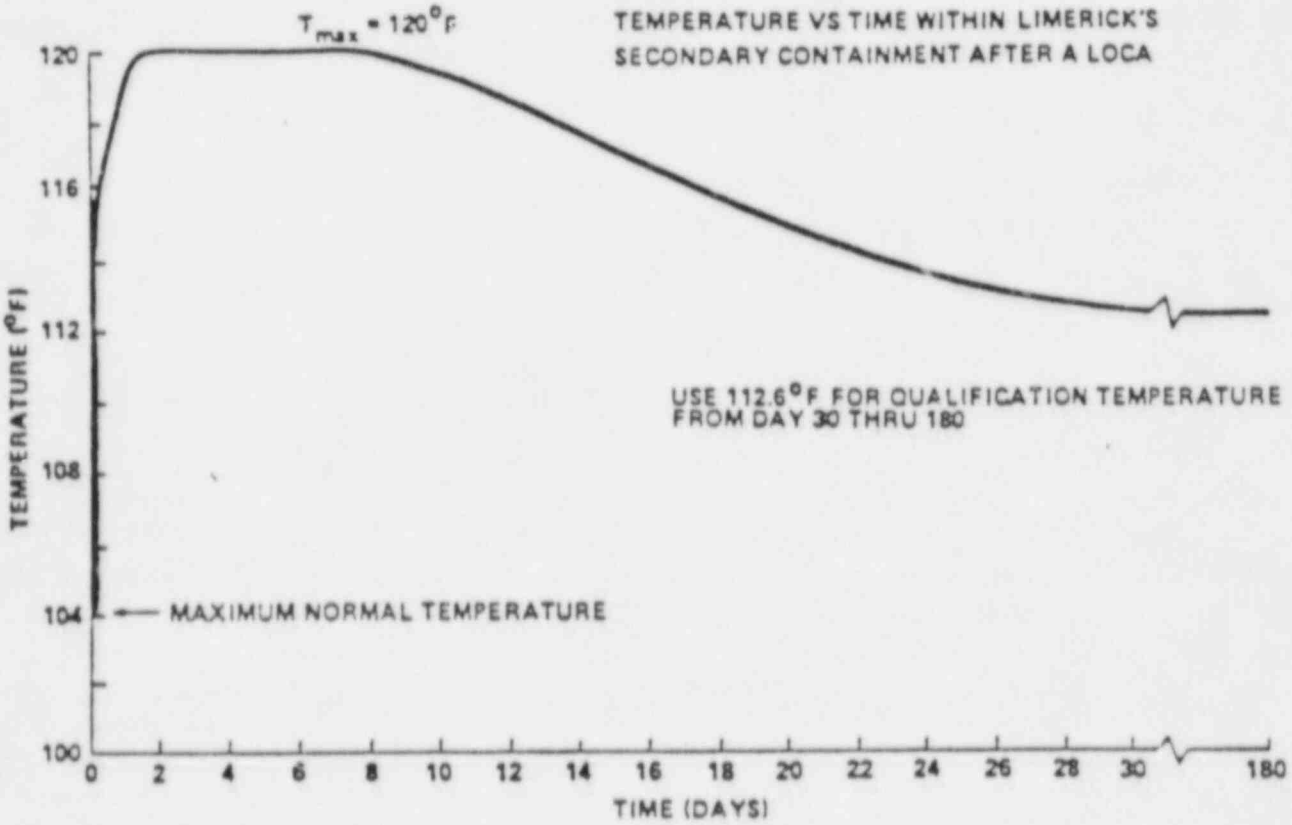

LIMERICK GENERATING STATION
UNITS 1 AND 2
SPECIFICATION 8031-M-171

CALCULATED
REACTOR ENCLOSURE LOCA
TEMPERATURE PROFILE

1

FIGURE 4

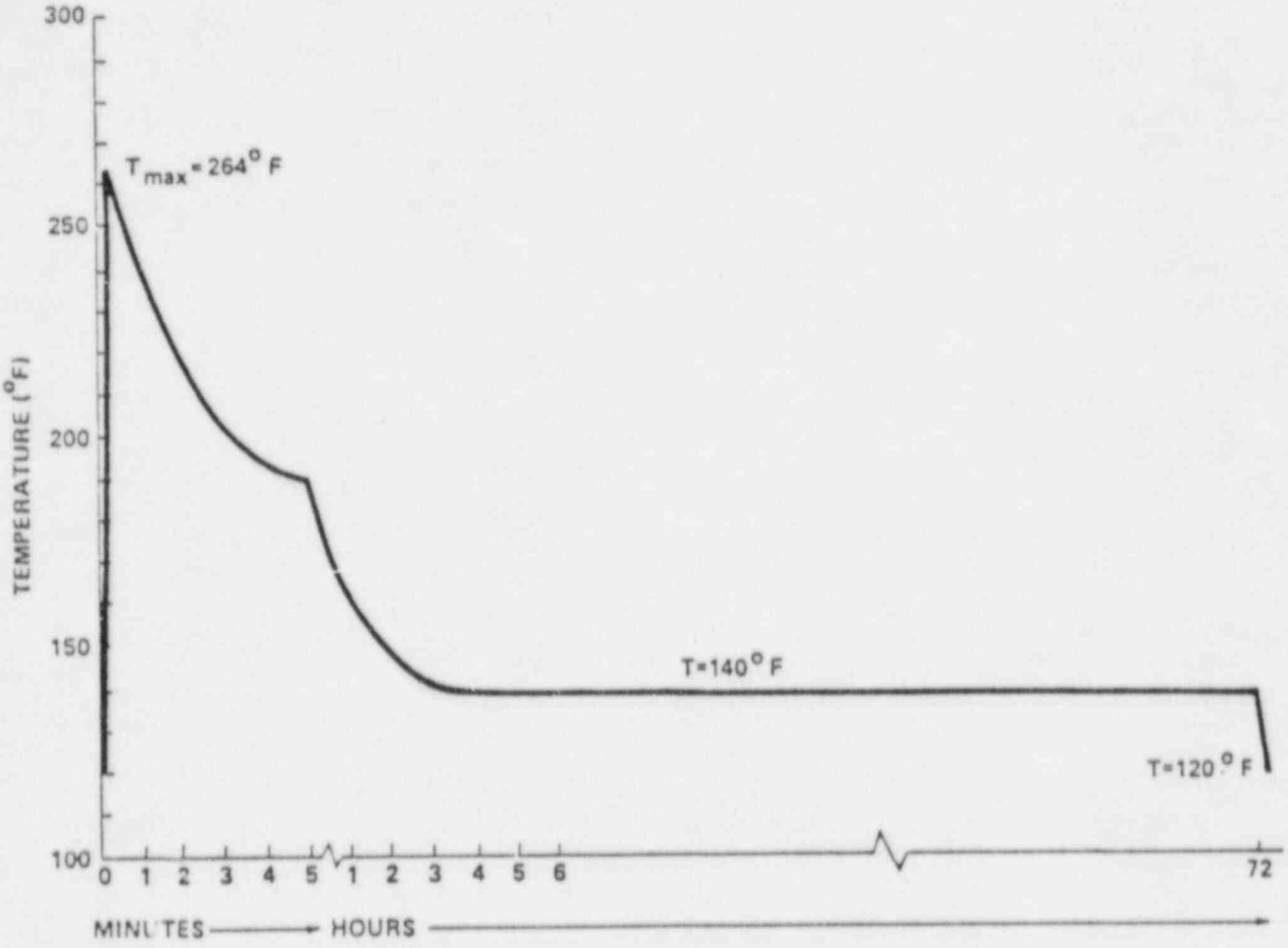

LIMERICK GENERATING STATION
UNITS 1 AND 2
SPECIFICATION 8031-M-171

ISOLATION VALVE COMPARTMENT
(EL 217') HELB TEMPERATURE PROFILE

FIGURE 5

APPENDIX D

EQUIPMENT QUALIFICATION REVIEW RECORD

DESCRIPTION OF EQRR ENTRIES

FACILITY:	LGS - Limerick Generating Station
UNIT:	Provides the Unit Number as 1, 2, or 0 (for common equipment)
EQRR:	Assigns a unique Environmental Qualification Review Record number for each unique EQ package evaluated
PREPARED BY:	Indicates the initials of the individual preparing the EQRR
DATE:	Indicates the date the EQRR was prepared
REVIEWED BY:	Indicates the initials of the individual responsible for the review of the EQRR
DATE:	Indicates the date the EQRR was reviewed
REVISION DATE:	Indicates the date of current revision
PLANT ID:	Provides Plant ID from Component Classification Program
SYSTEM:	Provides name of system from Component Classification Program
COMPONENT:	Provides description of component being qualified

*ASSOCIATED COMPONENT:	Provides description of associated components. For valves, an "x" followed by a number indicates the associated penetration.
MANUFACTURER:	Provides name of manuafacturer
*ASSOCIATED MANUFACTURER:	Provides name of manufacturer corresponding to the associated component identified above
MODEL NUMBER:	Provides model number of component
*ASSOCIATED MODEL NUMBER:	Provides model number of associated component
*SERIAL NUMBER:	Provides serial number of component
*ASSOCIATED S/N:	Provides serial number of associated components
SERVICE:	Provides the service description; indicates the state of the equipment during normal operation
FUNCTION:	Provides the safety function of the equipment. Indicates for which DBA the equipment is required to perform its S/R function.
ACCURACY SPECIFIED:	Provides the specified accurancy necessary to perform the equipment's safety function

*Entry optional.

Demonstrated:	Demonstrated provides the demostrated accuracy
Reference:	Provides the reference from which the demonstrated accuracy value was obtained
LOCATION:	Provides equipment's location
*RACK/PANEL	For information only
*ASSOCIATED DRAWING:	For information only
*PURCHASE ORDER NUMBER	For information only
SUBMERGENCE:	Indicate with a "Yes" if the component is required to be and has been qualified for submergence. Indicate with a "No" if the component is required to be qualified for submergence, but deficiency exists. Indicate with an N/A if the component is not required to be qualified for submergence.
CHEMICAL SPRAY:	Indicate with a "Yes" if the component is required to be and has been qualified for chemical spray. Indicate with "No" if the component is required to be qualified for chemical spray, but deficiences exist. Indicate with "N/A" if chemical spray is not required.
OPERATING TIME:	SPECIFIED: Provides the maximum time period for which the equipment must perform its safety function based upon

*Entry optional.

FSAR requirements (minutes, hours, days).
QUALIFIED: Provides the time period for which the equipment has been demonstrated to perform its safety function based upon review of documentation.
DOC REF: Provides the documentation references for the specified and qualified values.
QUAL METHOD: Provides the qualification methods employed.

TEMPERATURE:

SPECIFIED: Provides the required maximum temperature that corresponds to the specified operating time given above. Applicability of HELB value dependent upon component's requirement to function during that specific event. For a HELB value, a letter in parentheses identifies the specific HELB per Table 1, Page C6.
QUALIFIED: Provides the maximum temperature demonstrated.
DOC REF: Provides the documentation references for the specified and qualified values provided above.
QUAL METHOD: Provides the qualification methods employed.

PRESSURE:

SPECIFIED: Provides the required maximum pressure that corresponds to the specified operating time given above. Applicability of HELB value dependent upon component's requirement to function during that specific event. For a HELB value, a letter in parentheses identifies the specific HELB per Table 1, Page C6.

QUALIFIED: Provides the maximum pressure demonstrated.

DOC REF: Provides the documentation references for the specified and qualified values provided above.

QUAL METHOD: Provides the qualification methods employed.

RELATIVE HUMIDITY:

SPECIFIED: Provides the required maximum relative humidity that corresponds to the specified operating time given above. Applicability of HELB value dependent upon component's requirement to function during that specific event. For a HELB value, a letter in parentheses identifies the specific HELB per Table 1, Page D6.

QUALIFIED: Provides the maximum relative humidity demonstrated.

DOC REF: Provides the documentation references for the specified and qualified values.

QUAL METHOD: Provides the qualification methods employed.

RADIATION:

SPECIFIED: Provides the Total Integrated Dose (TID) that corresponds to the 40-year normal radiation TID plus the TID for the required operating time and function provided above. For cable or other exposed organics, both gamma and beta radiation are specified. The values are followed by a "G" for gamma and "B" for beta radiation. For shielded organics, the gamma radiation is specified.

In some cases, equipment specific radiation values have been calculated and are provided in Table 2 of Appendix C of this report.

Furthermore, LOCA radiation doses may be reduced for non-large break LOCA events using the reduction factors and methodology described in Table 3 of Appendix C of this report. 1

QUALIFIED: Provides the maximum radiation dose demonstrated.

DOC REF: Provides the documentation references for the specified and qualified values provided above.

QUAL METHOD: Provides the qualification methods employed.

AGING:

SPECIFIED: 40 Years.

QUALIFIED: Provides the designated life of the equipment; maximum installed life.

DOC REF: Provides the documentation references for the specified and designated values provided above.

QUAL METHOD: Provides the evaluation methods employed.

OUTSTANDING ITEMS: Indicates any problems or outstanding items, as appropriate

INTERFACES: Provides a description of any interfaces used and provides a reference to the applicable EQRR

MAINTENANCE REQUIREMENTS: Provides any restricting maintenance requirements and/or provides the documentation reference

REMARKS:	Provides remarks as appropriate. Any non-conservative deviation for specified values should be noted in the remarks section
DEFICIENCY RESOLUTION:	Indicates unique deficiency resolutions, as appropriate

APPENDIX E

EQUIPMENT-SPECIFIC EQRR's

SYSTEM	PLANT ID	REVISED	SUBMITTAL CODE
CLASS 1E POWER INTERFACES	CABLE-807	06/01/03	A
	CABLE-807*	06/01/03	A
	CABLE-808	06/01/03	A
	CABLE-808*	06/01/03	A
	CABLE-809	06/01/03	A
	CABLE-809*	06/01/03	A
	CABLE-810	06/01/03	A
	CABLE-810*	06/01/03	A
	CABLE-811	06/01/03	A
	CABLE-811*	06/01/03	A
	CABLE-812	06/01/03	A
	CABLE-812*	06/01/03	A
	CABLE-813	06/01/03	A
	CABLE-813*	06/01/03	A
	CABLE-814	06/01/03	A
	CABLE-814*	06/01/03	A
	CABLE-815	05/01/03	A
	CABLE-815*	05/01/03	A
	CABLE-816	06/01/03	A
	CABLE-816*	06/01/03	A
	CABLE-817	04/07/03	A
	CABLE-817*	06/01/03	*
	CABLE-818	04/30/03	A
	CABLE-819	06/01/03	A
	CABLE-819*	06/01/03	A
	CABLE-820	06/20/07	A
	CABLE-821	06/01/02	A
	CABLE-821*	06/01/03	A
	CABLE-822	04/30/03	A
	CABLE-823	04/30/03	A
	CABLE-824	04/16/03	A
	CABLE-855	06/01/03	A
	CABLE-855*	06/01/03	A
	CABLE-856	06/01/03	A
	CABLE-856*	06/01/03	A
	CABLE-857	06/01/03	A
	CABLE-857*	06/01/03	A
	CABLE-872	06/01/03	A
	CABLE-872*	06/01/03	A
	CABLE-875	06/01/03	A
	CABLE-875*	06/01/03	A
	CABLE-C01	06/01/03	A
	CABLE-C01*	06/01/03	A
	CABLE-C01**	06/01/03	A
	CABLE-C02	06/01/03	A
	CABLE-C02*	06/01/03	A
	CABLE-C02**	06/01/03	A
	CABLE-C05	05/01/03	A
	CABLE-C03*	06/01/03	A
	CABLE-C03**	06/01/03	A
	CABLE-C04	05/01/03	A
	CABLE-C04*	06/01/03	A
	CABLE-C04**	06/01/03	A

EQRR REVISION INDEX

A. PROVIDED BY 10/03 REPORT.

B. PROVIDED BY 1/16/04 LETTER FROM J. S. KEMPER TO A. SCHWENCER AND NOT INCLUDED IN PREVIOUS SUBMITTAL.

C. PROVIDED BY 2/16/04 LETTER FROM J. S. KEMPER TO A. SCHWENCER AND NOT INCLUDED IN PREVIOUS SUBMITTAL.

D. PROVIDED BY 4/04 REPORT - REV. 1 AND NOT INCLUDED IN PREVIOUS SUBMITTALS.

SYSTEM	PLANT ID	REVISED	SUBMITTAL CODE
CLASS 1E POWER INTERFACES	CABLE-C05	08/01/83	A
	CABLE-C05*	06/01/83	A
	CABLE-C05**	06/01/83	A
	CABLE-C06	08/01/83	A
	CABLE-C06*	06/01/83	A
	CABLE-C06**	06/01/83	A
	CABLE-C52	06/01/83	A
	CABLE-C52*	06/01/83	A
	CABLE-C52**	06/01/83	A
	CABLE-C53	01/01/83	A
	CABLE-C53*	06/01/83	A
	CABLE-C53**	06/01/83	A
	CABLE-C66	06/01/83	A
	CABLE-C66*	06/01/83	A
	CABLE-C66**	06/01/83	A
	CABLE-C67	06/01/83	A
	CABLE-C67*	06/01/83	A
	CABLE-C67**	06/01/83	A
	CABLE-H16	06/30/83	A
	CABLE-H17	06/30/83	A
	CABLE-H18	06/30/83	A
	CABLE-H19	06/30/83	A
	CABLE-H20	06/30/83	A
	CABLE-HC1	06/30/83	A
	CABLE-I41	06/01/83	A
	CABLE-I41*	06/01/83	A
	CABLE-I42	06/01/83	A
	CABLE-I42*	06/01/83	A
	CABLE-I43	06/01/83	A
	CABLE-I43*	06/01/83	A
	CABLE-I46	06/01/83	A
	CABLE-I46*	06/01/83	A
	CABLE-I47	06/01/83	A
	CABLE-I47*	06/01/83	A
	CABLE-I48	06/01/83	A
	CABLE-I48*	06/01/83	A
	CABLE-S26	06/01/83	A
	CABLE-S26*	06/01/83	A
	CABLE-S29	06/01/83	A
	CABLE-S29*	06/01/83	A
	CABLE-S30	06/01/83	A
	CABLE-S30*	06/01/83	A
	CABLE-S31	06/01/83	A
	CABLE-S31*	06/01/83	A
	CABLE-S32	06/01/83	A
	CABLE-S32*	06/01/83	A
	CABLE-S33	06/01/83	A
	CABLE-S33*	06/01/83	A
	CABLE-S34	06/01/83	A
	CABLE-S34*	06/01/83	A
	CABLE-S35	06/01/83	A
	CABLE-S35*	06/01/83	A
	CABLE-S36	06/01/83	A

LQRR REVISION INDEX

A. PROVIDED BY 10/83 REPORT.

B. PROVIDED BY 1/16/84 LETTER FROM J. S. KEMPER TO A. SCHWENCER AND NOT INCLUDED IN PREVIOUS SUBMITTAL.

C. PROVIDED BY 2/16/84 LETTER FROM J. S. KEMPER TO A. SCHWENCER AND NOT INCLUDED IN PREVIOUS SUBMITTAL.

D. PROVIDED BY 4/84 REPORT - REV. 1 AND NOT INCLUDED IN PREVIOUS SUBMITTALS.

SYSTEM	PLANT ID	REVISED	SUBMITTAL CODE
CLASS 1E POWER INTERFACES	CABLE-S36*	06/01/83	A
	CABLE-S49	06/01/83	A
	CABLE-S49*	06/01/83	A
	CABLE-S50	06/01/83	A
	CABLE-S50*	06/01/83	A
	CABLE-S51	06/01/83	A
	CABLE-S51*	06/01/83	A
	CABLE-S54	06/01/83	A
	CABLE-S54*	06/01/83	A
	CABLE-S59	06/01/83	A
	CABLE-S59*	06/01/83	A
	CABLE-S60	06/01/83	A
	CABLE-S60*	06/01/83	A
	CABLE-S61	06/01/83	A
	CABLE-S61*	06/01/83	A
	CABLE-S62	06/01/83	A
	CABLE-S62*	06/01/83	A
	CABLE-S63	06/01/83	A
	CABLE-S63*	06/01/83	A
	CABLE-S64	06/01/83	A
	CABLE-S64*	06/01/83	A
	CABLE-S65	06/01/83	A
	CABLE-S65*	06/01/83	A
	CABLE-S69	06/01/83	A
	CABLE-S69*	06/01/83	A
	CABLE-S70	06/01/83	A
	CABLE-S70*	06/01/83	A
	CABLE-S71	06/01/83	A
	CABLE-S71*	06/01/83	A
	CABLE-T01	08/01/83	A
	CABLE-T01*	06/01/83	A
	CABLE-T02	08/01/83	A
	CABLE-T02*	06/01/83	A
	CABLE-T03	08/01/83	A
	CABLE-T03*	06/01/83	A
	CABLE-T04	08/01/83	A
	CABLE-T04*	06/01/83	A
	CABLE-T05	08/01/83	A
	CABLE-T05*	06/01/83	A
	CABLE-T24	08/01/83	A
	CABLE-T24*	06/01/83	A
	CABLE-T25	08/01/83	A
	CABLE-T25*	06/01/83	A
	CABLE-T26	08/01/83	A
	CABLE-T26*	06/01/83	A
	CABLE-W16	06/01/83	A
	CABLE-W27	06/01/83	A
	CABLE-W29	06/01/83	A
	CABLE-W30	06/01/83	A
	CABLE-X06	03/02/84	D
	CABLE-X07	03/02/84	D
	CABLE-X08	06/01/83	A
	CABLE-X09	03/02/84	D

EQRR REVISION INDEX

A. PROVIDED BY 10/83 REPORT.

B. PROVIDED BY 1/16/84 LETTER FROM J. S. KEMPER TO A. SCHMENCER AND NOT INCLUDED IN PREVIOUS SUBMITTAL.

C. PROVIDED BY 2/16/84 LETTER FROM J. S. KEMPER TO A. SCHMENCER AND NOT INCLUDED IN PREVIOUS SUBMITTAL.

D. PROVIDED BY 4/84 REPORT - REV. 1 AND NOT INCLUDED IN PREVIOUS SUBMITTALS.

SYSTEM	PLANT ID	REVISED	SUBMITTAL CODE
CLASS 1E POWER INTERFACES	CABLE-X10	03/02/84	D
	CABLE-X11	03/02/84	D
	CABLE-X15	03/02/84	D
	CONNECTOR-206	08/02/83	A
	CONNECTOR-44	09/15/83	A
	FIELD PURCHASE 1	04/12/84	D
	FIELD PURCHASE 2	04/12/84	D
	FIELD PURCHASE 3	04/12/84	D
	FIELD PURCHASE 4	04/12/84	D
	FIELD PURCHASE 5	01/31/84	C
	FIELD PURCHASE 6	01/31/84	C
	LUGS-171	09/12/83	A
	SEAL-202	08/01/83	A
	SPLICE-169	09/12/83	A
	SPLICE-194	03/13/84	D
	SWITCHBOARD WIRE-1	08/01/83	A
	SWITCHBOARD WIRE-2	04/16/84	D
	SWITCHBOARD WIRE-3	04/16/84	D
	TB-170	08/01/83	A
	TB-195	09/21/83	A
	TB-205	08/02/83	A
	10JX100A	04/17/84	D
	10JX100B	04/17/84	D
	10JX100C	04/17/84	D
	10JX100D	04/12/84	D
	10JX101A	04/17/84	D
	10JX101B	02/27/84	D
	10JX101C	02/27/84	D
	10JX101D	02/27/84	D
	10JX103A	02/27/84	D
	10JX103B	02/27/84	D
	10JX104A	04/17/84	D
	10JX104B	04/17/84	D
	10JX104C	04/17/84	D
	10JX104D	04/17/84	D
	10JX105A	04/17/84	D
	10JX105B	04/17/84	D
	10JX105C	02/27/84	D
	10JX105D	02/27/84	D
	10JX105E	02/27/84	D
	10JX106A	02/27/84	D
	10JX106B	02/27/84	D
	10JX106C	02/27/84	D
	10JX222	02/27/84	D
	10JX230A	02/27/84	D
	10J101B	04/17/84	D
CONTAINMENT ATMOSPHERIC CONTROL	AE-57-150	01/31/84	C
	AE-57-151	01/30/84	C
	AE-57-187	01/31/84	C
	AE-57-188	12/28/83	B
	AIT-57-150	01/10/84	B
	AIT-57-151	12/28/83	B
	AIT-57-187	01/10/84	B

EQRR REVISION INDEX

A. PROVIDED BY 10/83 REPORT.

B. PROVIDED BY 1/16/84 LETTER FROM J. S. KEMPER TO A. SCHWENCER AND NOT INCLUDED IN PREVIOUS SUBMITTAL.

C. PROVIDED BY 2/16/84 LETTER FROM J. S. KEMPER TO A. SCHWENCER AND NOT INCLUDED IN PREVIOUS SUBMITTAL.

D. PROVIDED BY 4/84 REPORT - REV. 1 AND NOT INCLUDED IN PREVIOUS SUBMITTALS.

SYSTEM	PLANT ID	REVISED	SUBMITTAL CODE
CONTAINMENT ATMOSPHERIC CONTROL	AIT-57-188	12/28/83	B
	CABLE-59	09/26/83	A
	HV-57-104	03/09/84	D
	HV-57-105	05/20/83	A
	HV-57-109	05/20/83	A
	HV-57-111	05/20/83	A
	HV-57-112	05/20/83	A
	HV-57-114	03/09/84	D
	HV-57-115	05/20/83	A
	HV-57-116	05/20/83	A
	HV-57-117	09/12/83	A
	HV-57-118	09/12/83	A
	HV-57-121	03/08/84	D
	HV-57-123	03/09/84	D
	HV-57-124	03/09/84	D
	HV-57-131	03/08/84	D
	HV-57-135	05/20/83	A
	HV-57-147	05/20/83	A
	HV-57-160A	05/20/83	A
	HV-57-160B	05/20/83	A
	HV-57-161	05/20/83	A
	HV-57-162	05/20/83	A
	HV-57-163	05/20/83	A
	HV-57-164	05/20/83	A
	HV-57-168A	05/20/83	A
	HV-57-168B	05/20/83	A
	LS-HV-57-104	01/20/84	C
	LS-HV-57-114	01/20/84	C
	LS-HV-57-117	09/12/83	A
	LS-HV-57-118	09/12/83	A
	LS-HV-57-121	03/08/84	D
	LS-HV-57-123	01/05/84	B
	LS-HV-57-124	12/28/83	B
	LS-HV-57-131	03/08/84	D
	PDSL-57-150	09/22/83	A
	PDSL-57-151	09/22/83	A
	PDSL-57-187	09/22/83	A
	PDSL-57-188	09/22/83	A
	PSL-57-127A	09/13/83	A
	PSL-57-127B	09/13/83	A
	PSL-57-128A	09/13/83	A
	PSL-57-128B	09/13/83	A
	PSL-57-197A	09/13/83	A
	PSL-57-197B	09/13/83	A
	PSL-57-198A	09/13/83	A
	PSL-57-198B	09/13/83	A
	PT-57-101	03/08/84	D
	PT-57-121	03/08/84	D
	PT-57-139	03/09/84	D
	SV-57-101	03/13/84	D
	SV-57-127A	09/22/83	A
	SV-57-127B	09/13/83	A
	SV-57-128A	09/13/83	A

EQRR REVISION INDEX

A. PROVIDED BY 10/83 REPORT.

B. PROVIDED BY 1/16/84 LETTER FROM J. S. KEMPER TO A. SCHWENCER AND NOT INCLUDED IN PREVIOUS SUBMITTAL.

C. PROVIDED BY 2/16/84 LETTER FROM J. S. KEMPER TO A. SCHWENCER AND NOT INCLUDED IN PREVIOUS SUBMITTAL.

D. PROVIDED BY 4/84 REPORT - REV. 1 AND NOT INCLUDED IN PREVIOUS SUBMITTALS.

SYSTEM	PLANT ID	REVISED	SUBMITTAL CODE	EQRR REVISION INDEX
CONTAINMENT ATMOSPHERIC CONTROL	SV-57-128B	09/13/83	A	
	SV-57-129A	09/13/83	A	A. PROVIDED BY 10/83 REPORT.
	SV-57-129B	09/13/83	A	
	SV-57-133	03/13/84	D	B. PROVIDED BY 1/16/84 LETTER FROM J. S. KEMPER
	SV-57-134	03/13/84	D	TO A. SCHWENCER AND NOT INCLUDED IN PREVIOUS
	SV-57-139	03/19/84	D	SUBMITTAL.
	SV-57-141	03/13/84	D	
	SV-57-142	03/13/84	D	C. PROVIDED BY 2/16/84 LETTER FROM J. S. KEMPER
	SV-57-143	03/13/84	D	TO A. SCHWENCER AND NOT INCLUDED IN PREVIOUS
	SV-57-144	03/13/84	D	SUBMITTAL.
	SV-57-145	03/13/84	D	
	SV-57-146A	03/19/84	D	D. PROVIDED BY 4/84 REPORT - REV. 1 AND NOT
	SV-57-146B	03/19/84	D	INCLUDED IN PREVIOUS SUBMITTALS.
	SV-57-147A	03/19/84	D	
	SV-57-147B	03/19/84	D	
	SV-57-150	03/13/84	D	
	SV-57-151	09/13/83	A	
	SV-57-152	09/13/83	A	
	SV-57-153	09/13/83	A	
	SV-57-154	09/13/83	A	
	SV-57-155	09/13/83	A	
	SV-57-159	03/13/84	D	
	SV-57-172	02/27/84	D	
	SV-57-173	02/27/84	D	
	SV-57-176	02/27/84	D	
	SV-57-177	02/27/84	D	
	SV-57-181	01/13/84	B	
	SV-57-183	01/13/84	B	
	SV-57-184	03/13/84	D	
	SV-57-185	03/13/84	D	
	SV-57-186	03/13/84	D	
	SV-57-187	09/13/83	A	
	SV-57-188	09/13/83	A	
	SV-57-189	09/13/83	A	
	SV-57-190	01/13/84	B	
	SV-57-191	03/13/84	D	
	SV-57-194	09/13/83	A	
	SV-57-195	03/13/84	D	
	SV-57-197A	09/22/83	A	
	SV-57-197B	09/13/83	A	
	SV-57-198A	09/13/83	A	
	SV-57-198B	09/13/83	A	
	SV-57-199A	09/13/83	A	
	SV-57-199B	09/13/83	A	
	TE-57-122	03/02/84	D	
	TE-57-125	03/08/84	D	
	TS-57-130	09/22/83	A	
	TS-57-180	09/22/83	A	
	TSL-57-129	04/16/84	D	
	57-CABLE-10C901	09/22/83	A	
	57-CABLE-10C902	09/22/83	A	
	57-CB-10C901	09/22/83	A	
	57-CB-10C902	09/22/83	A	

SYSTEM	PLANT ID	REVISED	SUBMITTAL CODE
CONTAINMENT ATMOSPHERIC CONTROL	57-FUSE BLOCK-10C901	09/22/83	A
	57-FUSE BLOCK-10C902	09/22/83	A
	57-FUSE-10C901	09/22/83	A
	57-FUSE-10C902	09/22/83	A
	57-HEATER-59	01/20/84	C
	57-LIGHT-59	01/20/84	C
	57-RELAY-1-10C901	09/22/83	A
	57-RELAY-1-10C902	09/22/83	A
	57-RELAY-2-10C901	09/22/83	A
	57-RELAY-2-10C902	09/22/83	A
	57-RELAY-59-1	01/20/84	C
	57-RELAY-59-2	01/20/84	C
	57-RELAY-59-3	01/20/84	C
	57-STARTER-59	01/20/84	C
	57-TB-10C901	09/22/83	A
	57-TB-10C902	09/22/83	A
	57-TB-59-1	01/20/84	C
	57-TB-59-2	01/20/84	C
	57-THERMOSTAT-10C901	01/03/84	B
	57-THERMOSTAT-10C902	01/03/84	B
	57-WIRE-10C901	09/22/83	A
	57-WIRE-10C902	09/22/83	A
	57-1AP253	01/20/84	C
	57-1AP254	01/20/84	C
	57-1BP253	01/20/84	C
	57-1BP254	01/20/84	C
	57-52-59	01/20/84	C
CONTROL ROD DRIVE	HV-46-125	09/28/83	A
	HV-46-126	09/28/83	A
	HV-46-127	05/05/83	A
	HV-46-128	09/28/83	A
	PT-46-1N005	03/08/84	D
CORE SPRAY	FT-52-1N003A	03/12/84	D
	FT-52-1N003B	03/12/84	D
	FT-52-1N051A	01/09/84	B
	FT-52-1N051B	02/24/84	D
	HV-52-1F001A	02/24/84	D
	HV-52-1F001B	02/24/84	D
	HV-52-1F001C	02/24/84	D
	HV-52-1F001D	02/24/84	D
	HV-52-1F004A	05/20/83	A
	HV-52-1F004B	05/20/83	A
	HV-52-1F005	02/24/84	D
	HV-52-1F015A	05/20/83	A
	HV-52-1F015B	05/20/83	A
	HV-52-1F031A	05/20/83	A
	HV-52-1F031B	05/20/83	A
	HV-52-1F037	09/30/83	A
	HV-52-1F039A	03/05/84	D
	HV-52-1F039B	03/05/84	D
	HV-52-139	03/13/84	D
	LT-52-140A	03/08/84	D
	LT-52-140B	03/08/84	D

EQRR REVISION INDEX

A. PROVIDED BY 10/83 REPORT.

B. PROVIDED BY 1/16/84 LETTER FROM J. S. KEMPER TO A. SCHMENCER AND NOT INCLUDED IN PREVIOUS SUBMITTAL.

C. PROVIDED BY 2/16/84 LETTER FROM J. S. KEMPER TO A. SCHMENCER AND NOT INCLUDED IN PREVIOUS SUBMITTAL.

D. PROVIDED BY 4/84 REPORT - REV. 1 AND NOT INCLUDED IN PREVIOUS SUBMITTALS.

SYSTEM	PLANT ID	REVISED	SUBMITTAL CODE	EQRR REVISION INDEX
CORE SPRAY	PT-52-1N054A	04/17/84	D	
	PT-52-1N054B	04/17/84	D	A. PROVIDED BY 10/83 REPORT.
	PT-52-1N055A	04/12/84	D	
	PT-52-1N055C	02/24/84	D	B. PROVIDED BY 1/16/84 LETTER FROM J. S. KEMPER
	PT-52-1N055E	02/24/84	D	TO A. SCHWENCER AND NOT INCLUDED IN PREVIOUS
	PT-52-1N055G	02/24/84	D	SUBMITTAL.
	SV-52-139	03/19/84	D	
	ZS-52-1F039A	03/01/84	D	C. PROVIDED BY 2/16/84 LETTER FROM J. S. KEMPER
	ZS-52-1F039B	03/01/84	D	TO A. SCHWENCER AND NOT INCLUDED IN PREVIOUS
	52-1AP206	09/02/83	A	SUBMITTAL.
	52-1BP206	09/02/83	A	
	52-1CP206	09/02/83	A	D. PROVIDED BY 4/84 REPORT - REV. 1 AND NOT
	52-1DP206	09/02/83	A	INCLUDED IN PREVIOUS SUBMITTALS.
DRYWELL CHILLED WATER - ISO VALVES	HV-87-122	09/28/83	A	
	HV-87-123	09/28/83	A	
	HV-87-128	09/28/83	A	
	HV-87-129	09/28/83	A	
DRYWELL HVAC	FE-77-105A	03/08/84	D	
	FE-77-105B	03/08/84	D	
	FE-77-105C	03/08/84	D	
	FE-77-105D	03/08/84	D	
	FE-77-105E	03/08/84	D	
	FE-77-105F	03/08/84	D	
	FE-77-105G	03/08/84	D	
	FE-77-105H	03/08/84	D	
	FE-77-106A	03/08/84	D	
	FE-77-106B	03/08/84	D	
	FE-77-106C	03/08/84	D	
	FE-77-106D	03/08/84	D	
	FE-77-106E	03/08/84	D	
	FE-77-106F	03/08/84	D	
	FE-77-106G	03/08/84	D	
	FE-77-106H	03/08/84	D	
	FSL-77-105A	03/09/84	D	
	FSL-77-105B	03/09/84	D	
	FSL-77-105C	03/09/84	D	
	FSL-77-105D	03/09/84	D	
	FSL-77-105E	03/09/84	D	
	FSL-77-105F	03/09/84	D	
	FSL-77-105G	03/09/84	D	
	FSL-77-105H	03/09/84	D	
	FSL-77-106A	03/12/84	D	
	FSL-77-106B	03/09/84	D	
	FSL-77-106C	03/09/84	D	
	FSL-77-106D	03/09/84	D	
	FSL-77-106E	03/09/84	D	
	FSL-77-106F	03/09/84	D	
	FSL-77-106G	03/09/84	D	
	FSL-77-106H	03/09/84	D	
	77-LT-1AC208	01/03/84	B	
	77-LT-1BC208	01/03/84	B	
	77-LT-1CC208	01/03/84	B	
	77-LT-1DC208	01/03/84	B	

SYSTEM	PLANT ID	REVISED	SUBMITTAL CODE	EQRR REVISION INDEX
DRYWELL HVAC	77-RELAY-1AC208	04/19/84	D	
	77-RELAY-1BC208	02/24/84	D	A. PROVIDED BY 10/83 REPORT.
	77-RELAY-1CC208	02/24/84	D	
	77-RELAY-1DC208	02/24/84	D	B. PROVIDED BY 1/16/84 LETTER FROM J. S. KEMPER
	77-TB-1AC208	02/24/84	D	TO A. SCHWENCER AND NOT INCLUDED IN PREVIOUS
	77-TB-1BC208	02/24/84	D	SUBMITTAL.
	77-TB-1CC208	02/24/84	D	
	77-TB-1DC208	02/24/84	D	C. PROVIDED BY 2/16/84 LETTER FROM J. S. KEMPER
	77-TDRELAY-1AC208	01/03/84	B	TO A. SCHWENCER AND NOT INCLUDED IN PREVIOUS
	77-TDRELAY-1BC208	01/03/84	B	SUBMITTAL.
	77-TDRELAY-1CC208	01/03/84	B	
	77-TDRELAY-1DC208	01/03/84	B	D. PROVIDED BY 4/84 REPORT - REV. 1 AND NOT
	77-1AV212	08/29/83	A	INCLUDED IN PREVIOUS SUBMITTALS.
	77-1BV212	08/29/83	A	
	77-1GV212	08/29/83	A	
	77-1HV212	08/29/83	A	
ECCS PUMP ROOM HVAC	PDSH-76-128A	03/08/84	D	
	PDSH-76-128B	03/01/84	D	
	PDSH-76-153A	03/01/84	D	
	PDSH-76-153B	03/01/84	D	
	PDSH-76-156A	03/01/84	D	
	PDSH-76-156B	03/01/84	D	
	PDSH-76-157A	03/01/84	D	
	PDSH-76-157B	03/01/84	D	
	PDSH-76-158A	03/01/84	D	
	PDSH-76-158B	03/01/84	D	
	PDSH-76-159A	03/01/84	D	
	PDSH-76-159B	03/01/84	D	
	PDSH-76-160A	03/01/84	D	
	PDSH-76-160B	03/01/84	D	
	PDSH-76-163A	03/01/84	D	
	PDSH-76-163B	03/01/84	D	
	PDSH-76-164A	03/01/84	D	
	PDSH-76-164B	03/01/84	D	
	PDSH-76-166A	03/01/84	D	
	PDSH-76-166B	03/01/84	D	
	PDSH-76-167A	03/01/84	D	
	PDSH-76-167B	03/01/84	D	
	PDSH-76-168A	03/01/84	D	
	PDSH-76-168B	03/01/84	D	
	PDSH-76-169A	03/01/84	D	
	PDSH-76-169B	03/01/84	D	
	PDSH-76-170A	03/01/84	D	
	PDSH-76-170B	03/01/84	D	
	PDSH-76-171A	03/01/84	D	
	PDSH-76-171B	03/01/84	D	
	PDSH-76-172A	03/01/84	D	
	PDSH-76-172B	03/01/84	D	
	PDSH-76-173A	03/01/84	D	
	PDSH-76-173B	03/01/84	D	
	PDSH-76-174A	03/01/84	D	
	PDSH-76-174B	03/01/84	D	
	PDSH-76-175A	03/01/84	D	

SYSTEM	PLANT ID	REVISED	SUBMITTAL CODE
ECCS PUMP ROOM HVAC	PDSH-76-175B	03/01/84	D
	PDSH-76-176A	03/01/84	D
	PDSH-76-176B	03/01/84	D
	PDSH-76-177A	03/01/84	D
	PDSH-76-177B	03/01/84	D
	PDSH-76-182A	03/01/84	D
	PDSH-76-182B	03/01/84	D
	PDSH-76-183A	03/01/84	D
	PDSH-76-183B	03/01/84	D
	PDSH-76-184A	03/01/84	D
	PDSH-76-184B	03/01/84	D
	PDSH-76-185A	03/01/84	D
	PDSH-76-185B	03/01/84	D
	PDSH-76-186A	03/01/84	D
	PDSH-76-186B	03/01/84	D
	PDSH-76-187A	03/01/84	D
	PDSH-76-187B	03/01/84	D
	PDSH-76-188A	03/01/84	D
	PDSH-76-188B	03/01/84	D
	PDSH-76-190A	03/01/84	D
	PDSH-76-190B	03/01/84	D
	PDSH-76-191A	03/01/84	D
	PDSH-76-191B	03/01/84	D
	PDSH-76-192A	03/01/84	D
	PDSH-76-192B	03/01/84	D
	PDSH-76-194A	03/01/84	D
	PDSH-76-194B	03/01/84	D
	PDSH-76-195A	03/01/84	D
	PDSH-76-195B	03/01/84	D
	PDSH-76-196A	03/01/84	D
	PDSH-76-196B	03/01/84	D
	PDSH-76-197A	03/01/84	D
	PDSH-76-197B	03/01/84	D
	PDSH-76-198A	03/01/84	D
	PDSH-76-198B	03/01/84	D
	PDSH-76-199A	03/01/84	D
	PDSH-76-199B	03/01/84	D
	SV-76-128A	12/28/83	B
	SV-76-128B	12/28/83	B
	SV-76-153A	12/28/83	B
	SV-76-153B	12/28/83	B
	SV-76-156A	12/28/83	B
	SV-76-156B	12/28/83	B
	SV-76-163A	12/28/83	B
	SV-76-163B	12/28/83	B
	SV-76-166A	12/28/83	B
	SV-76-166B	12/28/83	B
	SV-76-167A	12/28/83	B
	SV-76-167B	12/28/83	B
	SV-76-168A	12/28/83	B
	SV-76-168B	12/28/83	B
	SV-76-169A	12/28/83	B
	SV-76-169B	12/28/83	B

EQRR REVISION INDEX

A. PROVIDED BY 10/83 REPORT.

B. PROVIDED BY 1/16/84 LETTER FROM J. S. KEMPER TO A. SCHWENCER AND NOT INCLUDED IN PREVIOUS SUBMITTAL.

C. PROVIDED BY 2/16/84 LETTER FROM J. S. KEMPER TO A. SCHWENCER AND NOT INCLUDED IN PREVIOUS SUBMITTAL.

D. PROVIDED BY 4/84 REPORT - REV. 1 AND NOT INCLUDED IN PREVIOUS SUBMITTALS.

SYSTEM	PLANT ID	REVISED	SUBMITTAL CODE	EQRR REVISION INDEX
ECCS PUMP ROOM HVAC	SV-76-170A	12/28/83	B	
	SV-76-170B	01/19/84	C	A. PROVIDED BY 10/83 REPORT.
	SV-76-171A	12/28/83	B	
	SV-76-171B	12/28/83	B	B. PROVIDED BY 1/16/84 LETTER FROM J. S. KEMPER
	SV-76-172A	01/31/84	C	TO A. SCHWENCER AND NOT INCLUDED IN PREVIOUS
	SV-76-172B	01/31/84	C	SUBMITTAL.
	SV-76-173A	01/31/84	C	
	SV-76-173B	01/31/84	C	C. PROVIDED BY 2/16/84 LETTER FROM J. S. KEMPER
	SV-76-174A	01/31/84	C	TO A. SCHWENCER AND NOT INCLUDED IN PREVIOUS
	SV-76-174B	01/31/84	C	SUBMITTAL.
	SV-76-175A	01/31/84	C	
	SV-76-175B	01/31/84	C	D. PROVIDED BY 4/84 REPORT - REV. 1 AND NOT
	SV-76-176A	12/28/83	B	INCLUDED IN PREVIOUS SUBMITTALS.
	SV-76-176B	12/28/83	B	
	SV-76-177A	12/28/83	B	
	SV-76-177B	12/28/83	B	
	SV-76-178A	12/28/83	B	
	SV-76-178B	12/28/83	B	
	SV-76-179A	12/28/83	B	
	SV-76-179B	12/28/83	B	
	SV-76-180A	12/28/83	B	
	SV-76-180B	12/28/83	B	
	SV-76-181A	12/28/83	B	
	SV-76-181B	12/28/83	B	
	SV-76-182A	12/28/83	B	
	SV-76-182B	12/28/83	B	
	SV-76-183A	12/28/83	B	
	SV-76-183B	12/28/83	B	
	SV-76-184A	12/28/83	B	
	SV-76-184B	12/28/83	B	
	SV-76-185A	12/28/83	B	
	SV-76-185B	12/28/83	B	
	SV-76-186A	12/28/83	B	
	SV-76-186B	12/28/83	B	
	SV-76-187A	12/28/83	B	
	SV-76-187B	12/28/83	B	
	SV-76-188A	12/28/83	B	
	SV-76-188B	12/28/83	B	
	SV-76-189A	12/28/83	B	
	SV-76-189B	12/28/83	B	
	SV-76-190A	12/28/83	B	
	SV-76-190B	12/28/83	B	
	SV-76-191A	12/28/83	B	
	SV-76-191B	12/28/83	B	
	SV-76-192A	12/28/83	B	
	SV-76-192B	12/28/83	B	
	SV-76-194A	12/28/83	B	
	SV-76-194B	12/28/83	B	
	SV-76-195A	12/28/83	B	
	SV-76-195B	12/28/83	B	
	SV-76-196A	12/28/83	B	
	SV-76-196B	12/28/83	B	
	SV-76-197A	12/28/83	B	

SYSTEM	PLANT ID	REVISED	SUBMITTAL CODE	EQRR REVISION INDEX
ECCS PUMP ROOM HVAC	SV-76-197B	12/28/83	B	
	SV-76-198A	12/28/83	B	A. PROVIDED BY 10/83 REPORT.
	SV-76-198B	12/28/83	B	
	SV-76-199A	12/28/83	B	B. PROVIDED BY 1/16/84 LETTER FROM J. S. KEMPER
	SV-76-199B	12/28/83	B	TO A. SCHNENCER AND NOT INCLUDED IN PREVIOUS
	TE-76-121A	01/04/84	B	SUBMITTAL.
	TE-76-121B	01/04/84	B	
	TE-76-122A	01/31/84	C	C. PROVIDED BY 2/16/84 LETTER FROM J. S. KEMPER
	TE-76-122B	01/04/84	B	TO A. SCHNENCER AND NOT INCLUDED IN PREVIOUS
	TE-76-123A	01/04/84	B	SUBMITTAL.
	TE-76-123B	01/04/84	B	
	TE-76-123C	01/04/84	B	D. PROVIDED BY 4/84 REPORT - REV. 1 AND NOT
	TE-76-123D	01/04/84	B	INCLUDED IN PREVIOUS SUBMITTALS.
	TE-76-123E	01/04/84	B	
	TE-76-123F	01/04/84	B	
	TE-76-123G	01/04/84	B	
	TE-76-123H	01/04/84	B	
	TE-76-124A	01/04/84	B	
	TE-76-124B	01/04/84	B	
	TE-76-124C	01/04/84	B	
	TE-76-124D	01/04/84	B	
	TE-76-124E	01/04/84	B	
	TE-76-124F	01/04/84	B	
	TE-76-124G	01/04/84	B	
	TE-76-124H	01/04/84	B	
	TIT-76-121A	04/12/84	D	
	TIT-76-121B	04/12/84	D	
	TIT-76-122A	04/12/84	D	
	TIT-76-122B	04/12/84	D	
	TIT-76-123A	04/12/84	D	
	TIT-76-123B	04/12/84	D	
	TIT-76-123C	04/12/84	D	
	TIT-76-123D	04/12/84	D	
	TIT-76-123E	04/12/84	D	
	TIT-76-123F	04/12/84	D	
	TIT-76-123G	04/12/84	D	
	TIT-76-123H	04/12/84	D	
	TIT-76-124A	04/12/84	D	
	TIT-76-124B	04/12/84	D	
	TIT-76-124C	04/12/84	D	
	TIT-76-124D	04/12/84	D	
	TIT-76-124E	04/12/84	D	
	TIT-76-124F	04/12/84	D	
	TIT-76-124G	04/12/84	D	
	TIT-76-124H	04/12/84	D	
	TSHHH-76-121A	04/13/84	D	
	TSHHH-76-121B	04/13/84	D	
	TSHHH-76-122A	04/13/84	D	
	TSHHH-76-122B	04/13/84	D	
	TSHHH-76-123A	04/13/84	D	
	TSHHH-76-123B	04/13/84	D	
	TSHHH-76-123C	04/13/84	D	
	TSHHH-76-123D	04/13/84	D	

SYSTEM	PLANT ID	REVISED	SUBMITTAL CODE
ECCS PUMP ROOM HVAC	TSHHH-76-123E	04/13/84	D
	TSHHH-76-123F	04/13/84	D
	TSHHH-76-123G	04/13/84	D
	TSHHH-76-123H	04/13/84	D
	TSHHH-76-124A	04/13/84	D
	TSHHH-76-124B	04/13/84	D
	TSHHH-76-124C	04/13/84	D
	TSHHH-76-124D	04/13/84	D
	TSHHH-76-124E	04/13/84	D
	TSHHH-76-124F	04/13/84	D
	TSHHH-76-124G	04/13/84	D
	TSHHH-76-124H	04/13/84	D
	TSHL-76-121A	04/13/84	D
	TSHL-76-121B	04/13/84	D
	TSHL-76-122A	04/13/84	D
	TSHL-76-122B	04/13/84	D
	TSHL-76-123A	04/13/84	D
	TSHL-76-123B	04/13/84	D
	TSHL-76-123C	04/13/84	D
	TSHL-76-123D	04/13/84	D
	TSHL-76-123E	04/13/84	D
	TSHL-76-123F	04/13/84	D
	TSHL-76-123G	04/13/84	D
	TSHL-76-123H	04/13/84	D
	TSHL-76-124A	04/13/84	D
	TSHL-76-124B	04/13/84	D
	TSHL-76-124C	04/13/84	D
	TSHL-76-124D	04/13/84	D
	TSHL-76-124E	04/13/84	D
	TSHL-76-124F	04/13/84	D
	TSHL-76-124G	04/13/84	D
	TSHL-76-124H	04/13/84	D
	ZS-76-201-21A	08/02/83	A
	ZS-76-201-21B	08/02/83	A
	ZS-76-201-22A	08/02/83	A
	ZS-76-201-22B	08/02/83	A
	ZS-76-201-23A	08/02/83	A
	ZS-76-201-23B	08/02/83	A
	ZS-76-201-39A	08/02/83	A
	ZS-76-201-39B	08/02/83	A
	ZS-76-201-68A	08/02/83	A
	ZS-76-201-68B	08/02/83	A
	ZS-76-202-104A	08/02/83	A
	ZS-76-202-104B	08/02/83	A
	ZS-76-202-118A	08/02/83	A
	ZS-76-202-118B	08/02/83	A
	ZS-76-202-20A	08/02/83	A
	ZS-76-202-20B	08/02/83	A
	ZS-76-202-33A	08/02/83	A
	ZS-76-202-33B	08/02/83	A
	ZS-76-202-40A	08/02/83	A
	ZS-76-202-40B	08/02/83	A
	ZS-76-202-41A	08/02/83	A

EQRR REVISION INDEX

A. PROVIDED BY 10/83 REPORT.

B. PROVIDED BY 1/16/84 LETTER FROM J. S. KEMPER TO A. SCHWENCER AND NOT INCLUDED IN PREVIOUS SUBMITTAL.

C. PROVIDED BY 2/16/84 LETTER FROM J. S. KEMPER TO A. SCHWENCER AND NOT INCLUDED IN PREVIOUS SUBMITTAL.

D. PROVIDED BY 4/84 REPORT - REV. 1 AND NOT INCLUDED IN PREVIOUS SUBMITTALS.

SYSTEM	PLANT ID	REVISED	SUBMITTAL CODE	EQRR REVISION INDEX
ECCS PUMP ROOM HVAC	ZS-76-202-41B	08/02/83	A	
	ZS-76-202-67A	08/02/83	A	A. PROVIDED BY 10/83 REPORT.
	ZS-76-202-67B	08/02/83	A	
	ZS-76-203-1A	08/02/83	A	B. PROVIDED BY 1/16/84 LETTER FROM J. S. KEMPER
	ZS-76-203-1B	08/02/83	A	TO A. SCHNENCER AND NOT INCLUDED IN PREVIOUS
	ZS-76-203-10A	08/02/83	A	SUBMITTAL.
	ZS-76-203-10B	08/02/83	A	
	ZS-76-203-14A	08/02/83	A	C. PROVIDED BY 2/16/84 LETTER FROM J. S. KEMPER
	ZS-76-203-14B	08/02/83	A	TO A. SCHNENCER AND NOT INCLUDED IN PREVIOUS
	ZS-76-203-16A	08/02/83	A	SUBMITTAL.
	ZS-76-203-16B	08/02/83	A	
	ZS-76-203-17A	08/02/83	A	D. PROVIDED BY 4/84 REPORT - REV. 1 AND NOT
	ZS-76-203-17B	08/02/83	A	INCLUDED IN PREVIOUS SUBMITTALS.
	ZS-76-203-20A	08/02/83	A	
	ZS-76-203-20B	08/02/83	A	
	ZS-76-203-22A	08/02/83	A	
	ZS-76-203-22B	08/02/83	A	
	ZS-76-203-23A	08/02/83	A	
	ZS-76-203-23B	08/02/83	A	
	ZS-76-203-24A	08/02/83	A	
	ZS-76-203-24B	08/02/83	A	
	ZS-76-203-25A	08/02/83	A	
	ZS-76-203-25B	08/02/83	A	
	ZS-76-203-26A	08/02/83	A	
	ZS-76-203-26B	08/02/83	A	
	ZS-76-203-27A	08/02/83	A	
	ZS-76-203-27B	08/02/83	A	
	ZS-76-203-28A	08/02/83	A	
	ZS-76-203-28B	08/02/83	A	
	ZS-76-203-29A	08/02/83	A	
	ZS-76-203-29B	08/02/83	A	
	ZS-76-203-3A	08/02/83	A	
	ZS-76-203-3B	08/02/83	A	
	ZS-76-203-30A	08/02/83	A	
	ZS-76-203-30B	08/02/83	A	
	ZS-76-203-31A	08/02/83	A	
	ZS-76-203-31B	08/02/83	A	
	ZS-76-203-37A	08/02/83	A	
	ZS-76-203-37B	08/02/83	A	
	ZS-76-203-38A	08/02/83	A	
	ZS-76-203-38B	08/02/83	A	
	ZS-76-203-39A	08/02/83	A	
	ZS-76-203-39B	08/02/83	A	
	ZS-76-203-4A	08/02/83	A	
	ZS-76-203-4B	08/02/83	A	
	ZS-76-203-42A	08/02/83	A	
	ZS-76-203-42B	08/02/83	A	
	ZS-76-203-43A	08/02/83	A	
	ZS-76-203-43B	08/02/83	A	
	ZS-76-203-44A	08/02/83	A	
	ZS-76-203-44B	08/02/83	A	
	ZS-76-203-9A	08/02/83	A	
	ZS-76-203-9B	08/02/83	A	

SYSTEM	PLANT ID	REVISED	SUBMITTAL CODE
ECCS PUMP ROOM HVAC	76-FUSE-10C234	01/03/84	B
	76-FUSE-10C245	01/03/84	B
	76-HS-1AC208	04/12/84	D
	76-HS-1BC208	04/12/84	D
	76-HS-1CC208	04/12/84	D
	76-HS-1DC208	04/12/84	D
	76-HS-10C234	04/12/84	D
	76-HS-10C245	04/12/84	D
	76-LT-1AC208	01/03/84	B
	76-LT-1BC208	01/03/84	B
	76-LT-1CC208	01/03/84	B
	76-LT-1DC208	01/03/84	B
	76-LT-10C234	02/14/84	C
	76-LT-10C245	02/14/84	C
	76-RELAY-10C234	01/31/84	C
	76-RELAY-10C245	01/31/84	C
	76-SJR-10C234	01/31/84	C
	76-SJR-10C245	01/31/84	C
	76-TB-1AC208	01/31/84	C
	76-TB-1BC208	01/31/84	C
	76-TB-1CC208	01/03/84	B
	76-TB-1DC208	01/03/84	B
	76-TB-10C234	01/03/84	B
	76-TB-10C245	01/03/84	B
	76-1AV208	08/29/83	A
	76-1AV209	08/29/83	A
	76-1AV210	08/29/83	A
	76-1AV211	08/29/83	A
	76-1BV208	08/29/83	A
	76-1BV209	08/29/83	A
	76-1BV210	08/29/83	A
	76-1BV211	08/29/83	A
	76-1CV210	08/29/83	A
	76-1CV211	08/29/83	A
	76-1DV210	08/29/83	A
	76-1DV211	08/29/83	A
	76-1EV210	08/29/83	A
	76-1EV211	08/29/83	A
	76-1FV210	08/29/83	A
	76-1FV211	08/29/83	A
	76-1GV210	08/29/83	A
	76-1GV211	08/29/83	A
	76-1HV210	08/29/83	A
	76-1HV211	08/29/83	A
EMERGENCY SERVICE WATER	FT-11-011A	03/08/84	D
	FT-11-011B	03/08/84	D
	FT-11-013A	03/08/84	D
	FT-11-013B	03/08/84	D
	FT-11-015A	03/08/84	D
	FT-11-015B	03/08/84	D
	HV-11-011A	05/05/83	A
	HV-11-011B	05/05/83	A
	HV-11-015A	05/05/83	A

EQRR REVISION INDEX

A. PROVIDED BY 10/83 REPORT.

B. PROVIDED BY 1/16/84 LETTER FROM J. S. KEMPER TO A. SCHMENCER AND NOT INCLUDED IN PREVIOUS SUBMITTAL.

C. PROVIDED BY 2/16/84 LETTER FROM J. S. KEMPER TO A. SCHMENCER AND NOT INCLUDED IN PREVIOUS SUBMITTAL.

D. PROVIDED BY 4/84 REPORT - REV. 1 AND NOT INCLUDED IN PREVIOUS SUBMITTALS.

SYSTEM	PLANT ID	REVISED	SUBMITTAL CODE
EMERGENCY SERVICE WATER	HV-11-015B	05/05/83	A
	HV-11-041	09/06/83	A
	HV-11-042	02/24/84	D
	HV-11-043	02/24/84	D
	HV-11-044	09/06/83	A
	HV-11-048	09/12/83	A
	HV-11-049	09/12/83	A
	HV-11-071	09/06/83	A
	HV-11-072	02/24/84	C
	HV-11-073	02/24/84	D
	HV-11-074	08/01/83	A
	HV-11-078	09/12/83	A
	HV-11-079	09/12/83	A
	HV-11-101A	09/12/83	A
	HV-11-101B	09/12/83	A
	HV-11-101C	09/12/83	A
	HV-11-101D	09/12/83	A
	HV-11-101E	09/12/83	A
	HV-11-101F	09/12/83	A
	HV-11-101G	09/12/83	A
	HV-11-101H	09/12/83	A
	HV-11-103A	02/24/84	D
	HV-11-103B	02/24/84	D
	HV-11-104A	08/01/83	A
	HV-11-104B	06/30/83	A
	HV-11-104C	08/01/83	A
	HV-11-104D	08/01/83	A
	HV-11-104E	08/01/83	A
	HV-11-104F	08/01/83	A
	HV-11-104G	08/01/83	A
	HV-11-104H	08/01/83	A
	HV-11-106A	04/12/84	D
	HV-11-106B	04/12/84	D
	HV-11-121	09/06/83	A
	HV-11-123	09/06/83	A
	HV-11-124	09/06/83	A
	HV-11-125	08/01/83	A
	HV-11-126	08/01/83	A
	HV-11-127	09/06/83	A
	HV-11-128	09/06/83	A
	TE-11-007A	03/19/84	D
	TE-11-007B	03/19/84	D
EQUIPMENT & FLOOR DRAINS	HV-61-102	05/20/83	A
	HV-61-110	06/30/83	A
	HV-61-111	07/18/83	A
	HV-61-112	05/20/83	A
	HV-61-130	06/30/83	A
	HV-61-131	06/30/83	A
	HV-61-132	05/20/83	A
	LT-61-115	03/08/84	D
	LT-61-135	03/08/84	D
	ZS-61-110	07/14/83	A
	ZS-61-111	07/15/83	A

EQRR REVISION INDEX

A. PROVIDED BY 10/83 REPORT.

B. PROVIDED BY 1/16/84 LETTER FROM J. S. KEMPER TO A. SCHWENCER AND NOT INCLUDED IN PREVIOUS SUBMITTAL.

C. PROVIDED BY 2/16/84 LETTER FROM J. S. KEMPER TO A. SCHWENCER AND NOT INCLUDED IN PREVIOUS SUBMITTAL.

D. PROVIDED BY 4/84 REPORT - REV. 1 AND NOT INCLUDED IN PREVIOUS SUBMITTALS.

SYSTEM	PLANT ID	REVISED	SUBMITTAL CODE
EQUIPMENT & FLOOR DRAINS	ZS-61-130	08/01/83	A
	ZS-61-131	08/01/83	A
HIGH PRESSURE COOLANT INJECTION	FT-55-1N008	03/08/84	D
	HV-55-1F001	04/12/84	D
	HV-55-1F002	02/24/84	D
	HV-55-1F003	05/20/83	A
	HV-55-1F004	04/12/84	D
	HV-55-1F006	04/12/84	D
	HV-55-1F007	09/26/83	A
	HV-55-1F008	09/26/83	A
	HV-55-1F011	09/26/83	A
	HV-55-1F012	02/24/84	D
	HV-55-1F028	02/24/84	D
	HV-55-1F029	02/24/84	D
	HV-55-1F041	04/12/84	D
	HV-55-1F042	04/12/84	D
	HV-55-1F071	09/26/83	A
	HV-55-1F072	09/26/83	A
	HV-55-1F093	09/28/83	A
	HV-55-1F095	01/20/84	C
	HV-55-1F100	05/20/83	A
	HV-55-1F105	02/24/84	D
	HV-56-1F025	02/24/84	D
	HV-56-1F026	02/24/84	D
	HV-56-1F059	04/12/84	D
	LT-55-1N061B	03/08/84	D
	LT-55-1N061F	03/08/84	D
	LT-55-1N062B	02/24/84	D
	LT-55-1N062F	02/24/84	D
	PDT-55-1N057B	01/09/84	B
	PDT-55-1N057D	01/09/84	B
	PT-55-1N058B	01/09/84	B
	PT-55-1N058D	01/09/84	B
	PT-55-1N058F	01/09/84	B
	PT-55-1N058H	01/09/84	B
MSIV-LEAKAGE CONTROL SYSTEM	FE-40-1N006B	01/30/84	C
	FE-40-1N006F	01/30/84	C
	FE-40-1N006K	01/30/84	C
	FE-40-1N006P	01/30/84	C
	FT-40-1N053B	02/24/84	D
	FT-40-1N053F	02/24/84	D
	FT-40-1N053K	02/24/84	D
	FT-40-1N053P	02/24/84	D
	HV-40-1F001B	09/27/83	A
	HV-40-1F001F	09/27/83	A
	HV-40-1F001K	09/27/83	A
	HV-40-1F001P	09/27/83	A
	HV-40-1F002B	09/27/83	A
	HV-40-1F002F	09/27/83	A
	HV-40-1F002K	09/27/83	A
	HV-40-1F002P	09/27/83	A
	HV-40-1F003B	09/27/83	A
	HV-40-1F003F	09/27/83	A

EQRR REVISION INDEX

A. PROVIDED BY 10/83 REPORT.

B. PROVIDED BY 1/16/84 LETTER FROM J. S. KEMPER TO A. SCHWENCER AND NOT INCLUDED IN PREVIOUS SUBMITTAL.

C. PROVIDED BY 2/16/84 LETTER FROM J. S. KEMPER TO A. SCHWENCER AND NOT INCLUDED IN PREVIOUS SUBMITTAL.

D. PROVIDED BY 4/84 REPORT - REV. 1 AND NOT INCLUDED IN PREVIOUS SUBMITTALS.

SYSTEM	PLANT ID	REVISED	SUBMITTAL CODE	EQRR REVISION INDEX
MSIV-LEAKAGE CONTROL SYSTEM	HV-40-1F003K	09/27/83	A	
	HV-40-1F003P	09/27/83	A	A. PROVIDED BY 10/83 REPORT.
	HV-40-1F006	09/27/83	A	
	HV-40-1F007	09/27/83	A	B. PROVIDED BY 1/16/84 LETTER FROM J. S. KEMPER
	HV-40-1F008	09/27/83	A	TO A. SCHMENCER AND NOT INCLUDED IN PREVIOUS
	HV-40-1F009	09/27/83	A	SUBMITTAL.
	PDT-40-1N054	04/12/84	D	
	PT-40-1N050	03/06/84	D	C. PROVIDED BY 2/16/84 LETTER FROM J. S. KEMPER
	PT-40-1N051B	03/08/84	D	TO A. SCHMENCER AND NOT INCLUDED IN PREVIOUS
	PT-40-1N051F	03/08/84	D	SUBMITTAL.
	PT-40-1N051K	03/08/84	D	
	PT-40-1N051P	03/08/84	D	D. PROVIDED BY 4/84 REPORT - REV. 1 AND NOT
	PT-40-1N055	03/13/84	D	INCLUDED IN PREVIOUS SUBMITTALS.
	PT-40-1N056	03/08/84	D	
	PT-40-1N058	03/06/84	D	
	PT-40-1N060	03/06/84	D	
	PT-40-1N061B	03/13/84	D	
	PT-40-1N061F	03/13/84	D	
	PT-40-1N061K	03/13/84	D	
	PT-40-1N061P	03/13/84	D	
	40-1AK209	02/08/84	C	
	40-1BE284	04/12/84	D	
	40-1EK209	02/08/84	C	
	40-1FE284	04/12/84	D	
	40-1KE284	04/12/84	D	
	40-1PE284	04/12/84	D	
	40-10K208	01/30/84	C	
NUCLEAR BOILER SYSTEM	HV-C-41-1F020	05/20/83	A	
	HV-01-108	05/20/83	A	
	HV-01-109	05/20/83	A	
	HV-01-111	05/20/83	A	
	HV-01-150	05/20/83	A	
	HV-41-1F001	04/12/84	D	
	HV-41-1F002	04/12/84	D	
	HV-41-1F011A	04/12/84	D	
	HV-41-1F011B	04/12/84	D	
	HV-41-1F016	05/20/83	A	
	HV-41-1F019	05/20/83	A	
	HV-41-1F022A	01/30/84	C	
	HV-41-1F022B	01/30/84	C	
	HV-41-1F022C	01/30/84	C	
	HV-41-1F022D	01/30/84	C	
	HV-41-1F028A	02/07/84	C	
	HV-41-1F028B	02/07/84	C	
	HV-41-1F028C	02/07/84	C	
	HV-41-1F028D	02/07/84	C	
	HV-41-1F032A	05/20/83	A	
	HV-41-1F032B	05/20/83	A	
	HV-41-1F084	09/12/83	A	
	HV-41-1F085	09/12/83	A	
	HV-41-109A	05/20/83	A	
	HV-41-109B	05/20/83	A	
	HV-41-140	09/28/83	A	

SYSTEM	PLANT ID	REVISED	SUBMITTAL CODE	EQRR REVISION INDEX
NUCLEAR BOILER SYSTEM	HV-41-141	05/12/83	A	
	HV-41-142	09/28/83	A	A. PROVIDED BY 10/83 REPORT.
	HV-41-143	09/28/83	A	
	LS-HV-41-1F084	09/12/83	A	B. PROVIDED BY 1/16/84 LETTER FROM J. S. KEMPER
	LS-HV-41-1F085	09/12/83	A	TO A. SCHNENCER AND NOT INCLUDED IN PREVIOUS
	PDT-41-1N086A	01/09/84	B	SUBMITTAL.
	PDT-41-1N086B	01/09/84	B	
	PDT-41-1N086C	01/09/84	B	C. PROVIDED BY 2/16/84 LETTER FROM J. S. KEMPER
	PDT-41-1N086D	01/09/84	B	TO A. SCHNENCER AND NOT INCLUDED IN PREVIOUS
	PDT-41-1N087A	01/09/84	B	SUBMITTAL.
	PDT-41-1N087B	01/09/84	B	
	PDT-41-1N087C	01/09/84	B	D. PROVIDED BY 4/84 REPORT - REV. 1 AND NOT
	PDT-41-1N087D	01/09/84	B	INCLUDED IN PREVIOUS SUBMITTALS.
	PDT-41-1N088A	01/09/84	B	
	PDT-41-1N088B	01/09/84	B	
	PDT-41-1N088C	02/27/84	D	
	PDT-41-1N088D	02/27/84	D	
	PDT-41-1N089A	01/09/84	B	
	PDT-41-1N089B	01/09/84	B	
	PDT-41-1N089C	02/27/84	D	
	PDT-41-1N089D	02/27/84	D	
	PSV-41-1F013A	01/11/84	B	
	PSV-41-1F013B	01/11/84	B	
	PSV-41-1F013C	01/11/84	B	
	PSV-41-1F013D	01/11/84	B	
	PSV-41-1F013E	04/12/84	D	
	PSV-41-1F013F	01/11/84	B	
	PSV-41-1F013G	01/11/84	B	
	PSV-41-1F013H	04/12/84	D	
	PSV-41-1F013J	01/11/84	B	
	PSV-41-1F013K	04/12/84	D	
	PSV-41-1F013L	01/30/84	C	
	PSV-41-1F013M	04/12/84	D	
	PSV-41-1F013N	01/11/84	B	
	PSV-41-1F013S	04/12/84	D	
	PT-41-125A	03/08/84	D	
	PT-41-125B	03/08/84	D	
	PT-41-126A	03/08/84	D	
	PT-41-126B	03/08/84	D	
	TE-41-101A	03/01/84	D	
	TE-41-101B	03/01/84	D	
	TE-41-101C	03/01/84	D	
	TE-41-101D	03/01/84	D	
	TE-41-101E	03/01/84	D	
	TE-41-101F	03/01/84	D	
	TE-41-101G	03/01/84	D	
	TE-41-101H	03/01/84	D	
	TE-41-103A	03/01/84	D	
	TE-41-103B	03/01/84	D	
	TE-41-103C	03/01/84	D	
	TE-41-103D	03/01/84	D	
	TE-41-103E	03/01/84	D	
	TE-41-103F	03/01/84	D	

SYSTEM	PLANT ID	REVISED	SUBMITTAL CODE	EQRR REVISION INDEX
NUCLEAR BOILER SYSTEM	TE-41-103G	03/01/84	D	
	TE-41-103H	03/01/84	D	A. PROVIDED BY 10/83 REPORT.
	ZS-41-122A	03/23/84	D	
	ZS-41-122B	03/23/84	D	B. PROVIDED BY 1/16/84 LETTER FROM J. S. KEMPER
	ZS-41-122C	03/23/84	D	TO A. SCHNENCER AND NOT INCLUDED IN PREVIOUS
	ZS-41-122D	03/23/84	D	SUBMITTAL.
	ZS-41-128A	03/23/84	D	
	ZS-41-128B	03/23/84	D	C. PROVIDED BY 2/16/84 LETTER FROM J. S. KEMPER
	ZS-41-128C	03/23/84	D	TO A. SCHNENCER AND NOT INCLUDED IN PREVIOUS
	ZS-41-128D	03/23/84	D	SUBMITTAL.
NUCLEAR BOILER VESSEL INSTRUMENTATION	HV-42-147A	05/20/83	A	
	HV-42-147B	05/20/83	A	D. PROVIDED BY 4/84 REPORT - REV. 1 AND NOT
	HV-42-147C	05/20/83	A	INCLUDED IN PREVIOUS SUBMITTALS.
	HV-42-147D	05/20/83	A	
	LT-42-1N080A	01/09/84	B	
	LT-42-1N080B	01/09/84	B	
	LT-42-1N080C	01/09/84	B	
	LT-42-1N080D	01/09/84	B	
	LT-42-1N081A	01/09/84	B	
	LT-42-1N081B	01/09/84	B	
	LT-42-1N081C	01/09/84	B	
	LT-42-1N081D	01/09/84	B	
	LT-42-1N085A	03/08/84	D	
	LT-42-1N085B	03/08/84	D	
	LT-42-1N091A	01/09/84	B	
	LT-42-1N091B	01/09/84	B	
	LT-42-1N091C	01/09/84	B	
	LT-42-1N091D	01/09/84	B	
	LT-42-1N091E	01/09/84	B	
	LT-42-1N091F	01/09/84	B	
	LT-42-1N091G	01/09/84	B	
	LT-42-1N091H	01/09/84	B	
	LT-42-1N095A	01/09/84	B	
	LT-42-1N095C	01/09/84	B	
	LT-42-1N097A	01/09/84	B	
	LT-42-1N097E	01/09/84	B	
	LT-42-1N402A	03/13/84	D	
	LT-42-1N402B	03/13/84	D	
	LT-42-1N402E	03/13/84	D	
	LT-42-1N402F	03/13/84	D	
	LT-42-115A	03/08/84	D	
	LT-42-115B	03/08/84	D	
	PT-42-C71-1N050A	01/30/84	C	
	PT-42-C71-1N050B	01/09/84	B	
	PT-42-C71-1N050C	01/09/84	B	
	PT-42-C71-1N050D	01/09/84	B	
	PT-42-1N078A	01/09/84	B	
	PT-42-1N078B	01/09/84	B	
	PT-42-1N078C	01/09/84	B	
	PT-42-1N078D	01/09/84	B	
	PT-42-1N090A	01/09/84	B	
	PT-42-1N090B	01/09/84	B	
	PT-42-1N090C	01/09/84	B	

SYSTEM	PLANT ID	REVISED	SUBMITTAL CODE	EQRR REVISION INDEX
NUCLEAR BOILER VESSEL INSTRUMENTATION	PT-42-1N090D	01/09/84	B	
	PT-42-1N090E	01/09/84	B	A. PROVIDED BY 10/83 REPORT.
	PT-42-1N090F	01/09/84	B	
	PT-42-1N090G	01/09/84	B	B. PROVIDED BY 1/16/84 LETTER FROM J. S. KEMPER
	PT-42-1N090H	01/09/84	B	TO A. SCHWENCER AND NOT INCLUDED IN PREVIOUS
	PT-42-1N090J	01/09/84	B	SUBMITTAL.
	PT-42-1N090K	01/09/84	B	
	PT-42-1N090N	01/09/84	B	C. PROVIDED BY 2/16/84 LETTER FROM J. S. KEMPER
	PT-42-1N090P	01/09/84	B	TO A. SCHWENCER AND NOT INCLUDED IN PREVIOUS
	PT-42-1N094A	01/30/84	C	SUBMITTAL.
	PT-42-1N094B	01/09/84	B	
	PT-42-1N094C	01/09/84	B	D. PROVIDED BY 4/84 REPORT - REV. 1 AND NOT
	PT-42-1N094D	01/09/84	B	INCLUDED IN PREVIOUS SUBMITTALS.
	PT-42-1N094E	01/09/84	B	
	PT-42-1N094F	01/09/84	B	
	PT-42-1N094G	01/09/84	B	
	PT-42-1N094H	01/09/84	B	
	PT-42-1N403A	03/06/84	D	
	PT-42-1N403B	03/06/84	D	
	PT-42-1N403E	03/06/84	D	
	PT-42-1N403F	03/06/84	D	
	PT-42-101	03/08/84	D	
	PT-42-103A	03/08/84	D	
	PT-42-103B	03/08/84	D	
	TE-42-104A	04/18/84	D	
	TE-42-104B	04/18/84	D	
	TE-42-104C	04/18/84	D	
	TE-42-104D	04/18/84	D	
	TE-42-105	04/18/84	D	
PLANT LEAK DETECTION	FT-44-1N036A	02/24/84	D	
	FT-44-1N036D	02/24/84	D	
	FT-44-1N041A	02/24/84	D	
	FT-44-1N041D	02/24/84	D	
	HV-44-1F001	02/24/84	D	
	HV-44-1F004	05/20/83	A	
	HV-44-1F100	02/24/84	D	
	TE-25-(41)-1N010A	03/07/84	D	
	TE-25-(41)-1N010B	03/07/84	D	
	TE-25-(41)-1N010C	03/07/84	D	
	TE-25-(41)-1N010D	03/07/84	D	
	TE-25-(41)-1N011A	03/07/84	D	
	TE-25-(41)-1N011B	03/07/84	D	
	TE-25-(41)-1N011C	03/07/84	D	
	TE-25-(41)-1N011D	03/07/84	D	
	TE-25-(41)-1N012A	03/07/84	D	
	TE-25-(41)-1N012B	03/07/84	D	
	TE-25-(41)-1N012C	03/07/84	D	
	TE-25-(41)-1N012D	03/07/84	D	
	TE-25-(41)-1N013A	03/07/84	D	
	TE-25-(41)-1N013B	03/07/84	D	
	TE-25-(41)-1N013C	03/07/84	D	
	TE-25-(41)-1N013D	03/07/84	D	
	TE-25-(44)-1N016A	03/02/84	D	

SYSTEM	PLANT ID	REVISED	SUBMITTAL CODE
PLANT LEAK DETECTION	TE-25-(44)-1N016AA	03/02/84	D
	TE-25-(44)-1N016D	03/02/84	D
	TE-25-(44)-1N016DD	03/02/84	D
	TE-25-(44)-1N016E	03/02/84	D
	TE-25-(44)-1N016H	03/02/84	D
	TE-25-(44)-1N016J	03/02/84	D
	TE-25-(44)-1N016M	03/02/84	D
	TE-25-(44)-1N016N	03/02/84	D
	TE-25-(44)-1N016S	03/02/84	D
	TE-25-(44)-1N016T	03/02/84	D
	TE-25-(44)-1N016W	03/02/84	D
	TE-25-(44)-1N022A	03/02/84	D
	TE-25-(44)-1N022AA	03/02/84	D
	TE-25-(44)-1N022D	03/02/84	D
	TE-25-(44)-1N022DD	03/02/84	D
	TE-25-(44)-1N022E	03/02/84	D
	TE-25-(44)-1N022H	03/02/84	D
	TE-25-(44)-1N022J	03/02/84	D
	TE-25-(44)-1N022M	03/02/84	D
	TE-25-(44)-1N022N	03/02/84	D
	TE-25-(44)-1N022S	03/02/84	D
	TE-25-(44)-1N022T	03/02/84	D
	TE-25-(44)-1N022W	03/02/84	D
	TE-25-(44)-1N023A	03/02/84	D
	TE-25-(44)-1N023AA	03/02/84	D
	TE-25-(44)-1N023D	03/02/84	D
	TE-25-(44)-1N023DD	03/02/84	D
	TE-25-(44)-1N023E	03/02/84	D
	TE-25-(44)-1N023H	03/02/84	D
	TE-25-(44)-1N023J	03/02/84	D
	TE-25-(44)-1N023M	03/07/84	D
	TE-25-(44)-1N023N	03/02/84	D
	TE-25-(44)-1N023S	03/02/84	D
	TE-25-(44)-1N023T	03/02/84	D
	TE-25-(44)-1N023W	03/02/84	D
	TE-25-(49)-1N011	04/16/84	D
	TE-25-(49)-1N021A	03/07/84	D
	TE-25-(49)-1N021C	03/07/84	D
	TE-25-(49)-1N022A	03/07/84	D
	TE-25-(49)-1N022C	03/07/84	D
	TE-25-(49)-1N023A	03/07/84	D
	TE-25-(49)-1N023C	03/07/84	D
	TE-25-(49)-1N025A	03/07/84	D
	TE-25-(49)-1N025C	03/07/84	D
	TE-25-(49)-1N025E	03/07/84	D
	TE-25-(49)-1N025G	03/07/84	D
	TE-25-(49)-1N025J	03/07/84	D
	TE-25-(49)-1N025L	03/07/84	D
	TE-25-(49)-1N025N	03/07/84	D
	TE-25-(49)-1N025R	03/07/84	D
	TE-25-(49)-1N025T	03/07/84	D
	TE-25-(49)-1N025V	03/07/84	D
	TE-25-(51)-1N029C	04/16/84	D

EQRR REVISION INDEX

A. PROVIDED BY 10/83 REPORT.

B. PROVIDED BY 1/16/84 LETTER FROM J. S. KEMPER TO A. SCHWENCER AND NOT INCLUDED IN PREVIOUS SUBMITTAL.

C. PROVIDED BY 2/16/84 LETTER FROM J. S. KEMPER TO A. SCHWENCER AND NOT INCLUDED IN PREVIOUS SUBMITTAL.

D. PROVIDED BY 4/84 REPORT - REV. 1 AND NOT INCLUDED IN PREVIOUS SUBMITTALS.

SYSTEM	PLANT ID	REVISED	SUBMITTAL CODE	EQRR REVISION INDEX
PLANT LEAK DETECTION	TE-25-(51)-1N029D	04/16/84	D	
	TE-25-(51)-1N030C	04/16/84	D	A. PROVIDED BY 10/83 REPORT.
	TE-25-(51)-1N030D	04/16/84	D	
	TE-25-(55)-1N025B	03/07/84	D	B. PROVIDED BY 1/16/84 LETTER FROM J. S. KEMPER
	TE-25-(55)-1N025D	03/07/84	D	TO A. SCHMENCER AND NOT INCLUDED IN PREVIOUS
	TE-25-(55)-1N025F	03/07/84	D	SUBMITTAL.
	TE-25-(55)-1N025H	03/07/84	D	
	TE-25-(55)-1N025K	03/07/84	D	C. PROVIDED BY 2/16/84 LETTER FROM J. S. KEMPER
	TE-25-(55)-1N025M	03/07/84	D	TO A. SCHMENCER AND NOT INCLUDED IN PREVIOUS
	TE-25-(55)-1N025P	03/07/84	D	SUBMITTAL.
	TE-25-(55)-1N025S	03/07/84	D	
	TE-25-(55)-1N028B	03/07/84	D	D. PROVIDED BY 4/84 REPORT - REV. 1 AND NOT
	TE-25-(55)-1N028D	03/07/84	D	INCLUDED IN PREVIOUS SUBMITTALS.
	TE-25-(55)-1N029B	03/07/84	D	
	TE-25-(55)-1N029D	03/07/84	D	
	TE-25-(55)-1N030B	03/07/84	D	
	TE-25-(55)-1N030D	03/07/84	D	
	TE-25-115A	03/26/84	D	
	TE-25-115B	03/26/84	D	
	TE-25-115C	03/26/84	D	
	TE-25-115D	03/26/84	D	
	TE-25-116A	03/26/84	D	
	TE-25-116B	03/26/84	D	
	TE-25-116C	03/26/84	D	
	TE-25-116D	03/26/84	D	
	TE-25-117A	03/26/84	D	
	TE-25-117B	03/26/84	D	
	TE-25-117C	03/26/84	D	
	TE-25-117D	03/26/84	D	
	TE-25-118A	03/26/84	D	
	TE-25-118B	03/26/84	D	
	TE-25-118C	03/26/84	D	
	TE-25-118D	03/26/84	D	
	TE-25-119A	03/26/84	D	
	TE-25-119B	03/26/84	D	
	TE-25-119C	03/26/84	D	
	TE-25-119D	03/26/84	D	
PLANT PROCESS RADIATION MONITORING	RE-26-191A	03/05/84	D	
	RE-26-191B	03/05/84	D	
	RE-26-191C	03/05/84	D	
	RE-26-191D	03/05/84	D	
	SV-26-190A	04/12/84	D	
	SV-26-190B	04/12/84	D	
	SV-26-190C	04/12/84	D	
	SV-26-190D	04/12/84	D	
PRIMARY CONTAINMENT INSTRUMENT GAS	HV-57-165	09/28/83	A	
	HV-57-167	09/28/83	A	
	HV-59-101	03/12/84	D	
	HV-59-102	09/12/83	A	
	HV-59-129A	09/12/83	A	
	HV-59-129B	09/12/83	A	
	HV-59-131	09/12/83	A	
	HV-59-135	09/12/83	A	

SYSTEM	PLANT ID	REVISED	SUBMITTAL CODE	EQRR REVISION INDEX
PRIMARY CONTAINMENT INSTRUMENT GAS	HV-59-140	09/28/83	A	
	HV-59-141	09/28/83	A	A. PROVIDED BY 10/83 REPORT.
	HV-59-142	09/28/83	A	
	HV-59-143	09/28/83	A	B. PROVIDED BY 1/16/84 LETTER FROM J. S. KEMPER
	HV-59-151A	03/09/84	D	TO A. SCHMENCER AND NOT INCLUDED IN PREVIOUS
	HV-59-151B	03/12/84	D	SUBMITTAL.
	LS-HV-59-102	09/12/83	A	
	LS-HV-59-129A	09/12/83	A	C. PROVIDED BY 2/16/84 LETTER FROM J. S. KEMPER
	LS-HV-59-129B	09/12/83	A	TO A. SCHMENCER AND NOT INCLUDED IN PREVIOUS
	LS-HV-59-131	09/12/83	A	SUBMITTAL.
	LS-HV-59-135	09/12/83	A	
	PDS-59-106A	04/18/84	D	D. PROVIDED BY 4/84 REPORT - REV. 1 AND NOT
	PDS-59-106B	04/18/84	D	INCLUDED IN PREVIOUS SUBMITTALS.
	PT-59-103A	03/09/84	D	
	PT-59-103B	03/09/84	D	
	PT-59-152A	03/09/84	D	
	PT-59-152B	03/09/84	D	
	SV-59-150A	01/30/84	C	
	SV-59-150B	02/14/84	C	
	SV-59-152A	01/30/84	C	
	SV-59-152B	01/30/84	C	
REACTOR CORE ISOLATION COOLING	FT-49-1N003	03/08/84	D	
	HV-49-1F002	09/26/83	A	
	HV-49-1F007	05/20/83	A	
	HV-49-1F008	05/20/83	A	
	HV-49-1F010	09/26/83	A	
	HV-49-1F012	09/26/83	A	
	HV-49-1F013	04/13/84	D	
	HV-49-1F019	04/13/84	D	
	HV-49-1F022	09/26/83	A	
	HV-49-1F025	09/12/83	A	
	HV-49-1F026	09/12/83	A	
	HV-49-1F029	09/26/83	A	
	HV-49-1F031	09/26/83	A	
	HV-49-1F060	09/26/83	A	
	HV-49-1F076	05/20/83	A	
	HV-49-1F080	09/28/83	A	
	HV-49-1F084	09/28/83	A	
	HV-50-1F004	09/12/83	A	
	HV-50-1F005	09/12/83	A	
	HV-50-1F045	09/26/83	A	
	HV-50-1F046	10/28/83	B	
	HV-50-112	04/13/84	D	
	PT-49-1N035A	03/13/84	D	
	PT-49-1N035E	03/13/84	D	
	PT-49-1N050	02/27/84	D	
	PT-49-1N058A	03/06/84	D	
	PT-49-1N058C	03/06/84	D	
	PT-49-1N058E	03/06/84	D	
	PT-49-1N058G	03/06/84	D	
	PT-50-1N052	04/16/84	D	
	PT-50-1N053	01/30/84	C	
	PT-50-1N055A	01/30/84	C	

SYSTEM	PLANT ID	REVISED	SUBMITTAL CODE	EQRR REVISION INDEX
REACTOR CORE ISOLATION COOLING	PT-50-1N055C	02/27/84	D	
	PT-50-1N055E	01/30/84	C	A. PROVIDED BY 10/83 REPORT.
	PT-50-1N055G	04/12/84	D	
	PT-50-1N056A	01/30/84	C	B. PROVIDED BY 1/16/84 LETTER FROM J. S. KEMPER
	PT-50-1N056E	01/30/84	C	TO A. SCHWENCER AND NOT INCLUDED IN PREVIOUS
REACTOR ENCLOSURE COOLING WATER - ISO VALVES	HV-13-106	05/20/83	A	SUBMITTAL.
	HV-13-107	05/20/83	A	
	HV-13-108	05/20/83	A	C. PROVIDED BY 2/16/84 LETTER FROM J. S. KEMPER
	HV-13-111	05/20/83	A	TO A. SCHWENCER AND NOT INCLUDED IN PREVIOUS
REACTOR ENCLOSURE HVAC - RECIRC. MODE	FD-C-76-192A	09/14/83	A	SUBMITTAL.
	FD-C-76-192B	09/14/83	A	
	FICSL-76-195A	04/12/84	D	D. PROVIDED BY 4/84 REPORT - REV. 1 AND NOT
	FICSL-76-195B	04/12/84	D	INCLUDED IN PREVIOUS SUBMITTALS.
	FSL-76-194A	03/09/84	D	
	FSL-76-194B	03/09/84	D	
	FT-76-195A	04/18/84	D	
	FT-76-195B	04/18/84	D	
	FY-76-195A	04/13/84	D	
	FY-76-195B	04/13/84	D	
	HD-76-183A	09/14/83	A	
	HD-76-183B	09/14/83	A	
	HD-76-193A	09/14/83	A	
	HD-76-193B	09/14/83	A	
	HV-76-107	03/19/84	D	
	HV-76-108	03/19/84	D	
	HV-76-109	07/11/83	A	
	HV-76-110	07/11/83	A	
	HV-76-117	03/19/84	D	
	HV-76-118	03/19/84	D	
	HV-76-119	07/11/83	A	
	HV-76-120	07/11/83	A	
	HV-76-151	03/19/84	D	
	HV-76-152	03/19/84	D	
	HV-76-159	03/19/84	D	
	HV-76-160	03/19/84	D	
	HV-76-167	03/19/84	D	
	HV-76-168	03/19/84	D	
	HV-76-169	03/19/84	D	
	HV-76-170	03/19/84	D	
	HV-76-184A	07/11/83	A	
	HV-76-184B	07/11/83	A	
	HV-76-191A	07/11/83	A	
	HV-76-191B	07/11/83	A	
	HV-76-196	03/09/84	D	
	HV-76-197	03/09/84	D	
	PDT-76-399A	02/28/84	D	
	PDT-76-399B	02/28/84	D	
	PDT-76-498A	02/28/84	D	
	PDT-76-498B	02/28/84	D	
	SV-76-006A	03/19/84	D	
	SV-76-006B	03/19/84	D	
	SV-76-193A	03/13/84	D	
	SV-76-193B	03/13/84	D	

SYSTEM	PLANT ID	REVISED	SUBMITTAL CODE	EQRR REVISION INDEX
REACTOR ENCLOSURE HVAC - RECIRC. MODE	TE-76-001A	01/04/84	B	
	TE-76-001B	01/04/84	B	A. PROVIDED BY 10/83 REPORT.
	TE-76-003A	01/04/84	B	
	TE-76-003B	01/04/84	B	B. PROVIDED BY 1/16/84 LETTER FROM J. S. KEMPER
	TE-76-182A	01/04/84	B	TO A. SCHMENCER AND NOT INCLUDED IN PREVIOUS
	TE-76-182B	01/04/84	B	SUBMITTAL.
	TE-76-190A1	01/10/84	B	
	TE-76-190A2	01/10/84	B	C. PROVIDED BY 2/16/84 LETTER FROM J. S. KEMPER
	TE-76-190B1	01/10/84	B	TO A. SCHMENCER AND NOT INCLUDED IN PREVIOUS
	TE-76-190B2	03/01/84	D	SUBMITTAL.
	TIT-76-182A	04/12/84	D	
	TIT-76-182B	04/12/84	D	D. PROVIDED BY 4/84 REPORT - REV. 1 AND NOT
	TSH-76-190A	01/04/84	B	INCLUDED IN PREVIOUS SUBMITTALS.
	TSH-76-190B	01/04/84	B	
	TSHH-76-190A	01/04/84	B	
	TSHH-76-190B	01/04/84	B	
	TSHHH-76-190A	01/04/84	B	
	TSHHH-76-190B	01/04/84	B	
	TT-76-190A	01/04/84	B	
	TT-76-190B	01/04/84	B	
	XDY-76-099A	04/13/84	D	
	XDY-76-099B	04/13/84	D	
	XDY-76-198A	04/13/84	D	
	XDY-76-198B	04/13/84	D	
	ZS-76-107	07/14/83	A	
	ZS-76-108	07/14/83	A	
	ZS-76-109	03/19/84	D	
	ZS-76-110	03/19/84	D	
	ZS-76-117	07/14/83	A	
	ZS-76-118	07/14/83	A	
	ZS-76-119	03/19/84	D	
	ZS-76-120	03/19/84	D	
	ZS-76-151	07/14/83	A	
	ZS-76-152	07/14/83	A	
	ZS-76-159	07/14/83	A	
	ZS-76-160	07/14/83	A	
	ZS-76-167	07/14/83	A	
	ZS-76-168	07/14/83	A	
	ZS-76-169	07/14/83	A	
	ZS-76-170	07/14/83	A	
	ZS-76-183A	03/19/84	D	
	ZS-76-183B	03/19/84	D	
	ZS-76-184A	03/19/84	D	
	ZS-76-184B	03/19/84	D	
	ZS-76-191A	03/19/84	D	
	ZS-76-191B	03/19/84	D	
	ZS-76-193A	03/19/84	D	
	ZS-76-193B	03/19/84	D	
	ZS-76-196	03/09/84	D	
	ZS-76-197	03/12/84	D	
	1AC186	01/10/84	B	
	1BC186	02/27/84	D	
	76-ALS-FDC-192A	03/19/84	D	

SYSTEM	PLANT ID	REVISED	SUBMITTAL CODE	EQRR REVISION INDEX
REACTOR ENCLOSURE HVAC - RECIRC. MODE	76-ALS-FDC-192B	03/19/84	D	
	76-E/S FF-082	04/12/84	D	A. PROVIDED BY 10/83 REPORT.
	76-E/S FF-083	04/12/84	D	
	76-E/S FF-092	04/12/84	D	B. PROVIDED BY 1/16/84 LETTER FROM J. S. KEMPER
	76-E/S FF-093	04/12/84	D	TO A. SCHWENCER AND NOT INCLUDED IN PREVIOUS
	76-E/S FF-158	04/18/84	D	SUBMITTAL.
	76-E/S FF-159	04/18/84	D	
	76-FUSE-10C207	01/03/84	B	C. PROVIDED BY 2/16/84 LETTER FROM J. S. KEMPER
	76-RELAY-1AC208	04/13/84	D	TO A. SCHWENCER AND NOT INCLUDED IN PREVIOUS
	76-RELAY-1BC208	04/13/84	D	SUBMITTAL.
	76-RELAY-1CC208	04/13/84	D	
	76-RELAY-1DC208	04/13/84	D	D. PROVIDED BY 4/84 REPORT - REV. 1 AND NOT
	76-RELAY-10C207	04/13/84	D	INCLUDED IN PREVIOUS SUBMITTALS.
	76-TB-10C207	01/03/84	B	
	76-TBRELAY-10C207	01/03/84	B	
	76-1AV213	07/14/83	A	
	76-1BV213	07/14/83	A	
REACTOR RECIRCULATION SYSTEM	FT-43-1N014A	02/24/84	D	
	FT-43-1N014B	02/24/84	D	
	FT-43-1N014C	04/19/84	D	
	FT-43-1N014D	02/24/84	D	
	HV-43-1F019	09/12/83	A	
	HV-43-1F020	09/12/83	A	
	HV-43-1F023A	09/30/83	A	
	HV-43-1F023B	09/30/83	A	
	HV-43-1F031A	09/30/83	A	
	HV-43-1F031B	09/30/83	A	
	ZS-43-119	09/12/83	A	
	ZS-43-120	09/12/83	A	
REACTOR WATER CLEAN-UP	FT-44-1N012A	02/24/84	D	
	FT-44-1N012D	02/24/84	D	
RESIDUAL HEAT REMOVAL	FT-51-C61-1N001	04/12/84	D	
	FT-51-1N007A	03/13/84	D	
	FT-51-1N007B	03/13/84	D	
	FT-51-1N015A	03/08/84	D	
	FT-51-1N015B	03/08/84	D	
	FT-51-1N015C	03/08/84	D	
	FT-51-1N015D	03/08/84	D	
	FT-51-1N052A	04/12/84	D	
	FT-51-1N052B	04/12/84	D	
	FT-51-1N052C	04/12/84	D	
	FT-51-1N052D	04/12/84	D	
	HS-51-156A	01/03/84	B	
	HS-51-156B	01/03/84	B	
	HS-51-157A	01/03/84	B	
	HS-51-157B	01/03/84	B	
	HS-51-158A	01/03/84	B	
	HS-51-158B	01/03/84	B	
	HV-C-51-1F048A	09/28/83	A	
	HV-C-51-1F048B	09/28/83	A	
	HV-C-51-1F103A	05/20/83	A	
	HV-C-51-1F103B	05/20/83	A	
	HV-C-51-1F104A	05/20/83	A	

SYSTEM	PLANT ID	REVISED	SUBMITTAL CODE
RESIDUAL HEAT REMOVAL	HV-C-51-1F104B	05/20/83	A
	HV-51-1F003A	05/20/83	A
	HV-51-1F003B	05/20/83	A
	HV-51-1F004A	05/20/83	A
	HV-51-1F004B	05/20/83	A
	HV-51-1F004C	05/20/83	A
	HV-51-1F004D	05/20/83	A
	HV-51-1F006A	05/20/83	A
	HV-51-1F006B	05/20/83	A
	HV-51-1F007A	05/20/83	A
	HV-51-1F007B	05/20/83	A
	HV-51-1F007C	05/20/83	A
	HV-51-1F007D	05/20/83	A
	HV-51-1F008	05/20/83	A
	HV-51-1F009	05/20/83	A
	HV-51-1F010A	05/20/83	A
	HV-51-1F010B	05/20/83	A
	HV-51-1F011A	05/20/83	A
	HV-51-1F011B	05/20/83	A
	HV-51-1F014A	05/20/83	A
	HV-51-1F014B	05/20/83	A
	HV-51-1F015A	09/30/83	A
	HV-51-1F015B	09/30/83	A
	HV-51-1F016A	04/12/84	D
	HV-51-1F016B	04/12/84	D
	HV-51-1F017A	09/30/83	A
	HV-51-1F017B	09/30/83	A
	HV-51-1F017C	09/30/83	A
	HV-51-1F017D	09/30/83	A
	HV-51-1F021A	09/30/83	A
	HV-51-1F021B	09/30/83	A
	HV-51-1F022	05/20/83	A
	HV-51-1F023	05/20/83	A
	HV-51-1F024A	05/20/83	A
	HV-51-1F024B	05/05/83	A
	HV-51-1F026A	05/20/83	A
	HV-51-1F026B	05/20/83	A
	HV-51-1F027A	10/31/83	B
	HV-51-1F027B	10/31/83	B
	HV-51-1F040	05/20/83	A
	HV-51-1F047A	05/20/83	A
	HV-51-1F047B	05/20/83	A
	HV-51-1F049	05/20/83	A
	HV-51-1F052A	05/20/83	A
	HV-51-1F052B	05/20/83	A
	HV-51-1F068A	05/20/83	A
	HV-51-1F068B	05/20/83	A
	HV-51-1F073	05/20/83	A
	HV-51-1F074	09/12/83	A
	HV-51-1F075	05/20/83	A
	HV-51-1F079A	09/12/83	A
	HV-51-1F079B	09/12/83	A
	HV-51-1F080A	09/12/83	A

EQRR REVISION INDEX

A. PROVIDED BY 10/83 REPORT.

B. PROVIDED BY 1/16/84 LETTER FROM J. S. KEMPER TO A. SCHWENCER AND NOT INCLUDED IN PREVIOUS SUBMITTAL.

C. PROVIDED BY 2/16/84 LETTER FROM J. S. KEMPER TO A. SCHWENCER AND NOT INCLUDED IN PREVIOUS SUBMITTAL.

D. PROVIDED BY 4/84 REPORT - REV. 1 AND NOT INCLUDED IN PREVIOUS SUBMITTALS.

SYSTEM	PLANT ID	REVISED	SUBMITTAL CODE	EQRR REVISION INDEX
RESIDUAL HEAT REMOVAL	HV-51-1F080B	09/12/83	A	
	HV-51-105A	05/20/83	A	A. PROVIDED BY 10/83 REPORT.
	HV-51-105B	05/20/83	A	
	HV-51-125A	05/20/83	A	B. PROVIDED BY 1/16/84 LETTER FROM J. S. KEMPER
	HV-51-125B	05/20/83	A	TO A. SCHWENCER AND NOT INCLUDED IN PREVIOUS
	HV-51-130	09/28/83	A	SUBMITTAL.
	HV-51-131	09/28/83	A	
	HV-51-142A	09/12/83	A	C. PROVIDED BY 2/16/84 LETTER FROM J. S. KEMPER
	HV-51-142B	09/12/83	A	TO A. SCHWENCER AND NOT INCLUDED IN PREVIOUS
	HV-51-142C	09/12/83	A	SUBMITTAL.
	HV-51-142D	09/12/83	A	
	HV-51-151A	09/12/83	A	D. PROVIDED BY 4/84 REPORT - REV. 1 AND NOT
	HV-51-151B	09/12/83	A	INCLUDED IN PREVIOUS SUBMITTALS.
	HV-51-153A	05/20/83	A	
	HV-51-153B	05/20/83	A	
	HV-51-156A	09/12/83	A	
	HV-51-156B	09/12/83	A	
	HV-51-157A	09/12/83	A	
	HV-51-157B	09/12/83	A	
	HV-51-158A	09/12/83	A	
	HV-51-158B	09/12/83	A	
	LV-C-51-1F053A	12/12/83	B	
	LV-C-51-1F053B	12/12/83	B	
	PDT-51-1N058A	01/09/84	B	
	PDT-51-1N058B	01/09/84	B	
	PDT-51-1N058C	01/09/84	B	
	PDT-51-1N058D	01/09/84	B	
	PT-51-1N055A	04/12/84	D	
	PT-51-1N055C	03/13/84	D	
	PT-51-1N055E	04/12/84	D	
	PT-51-1N055G	01/09/84	B	
	PT-51-1N056A	04/12/84	D	
	PT-51-1N056C	03/13/84	D	
	PT-51-1N056E	04/12/84	D	
	PT-51-1N056G	03/13/84	D	
	PV-C-51-1F051A	12/12/83	B	
	PV-C-51-1F051B	12/12/83	B	
	TE-51-1N027A	03/08/84	D	
	TE-51-1N027B	03/08/84	D	
	TE-51-105A	03/08/84	D	
	TE-51-105B	03/08/84	D	
	51-LT-1AC240	01/03/84	B	
	51-LT-1BC240	01/03/84	B	
	51-1AP202	09/02/83	A	
	51-1BP202	09/02/83	A	
	51-1CP202	09/02/83	A	
	51-1DP202	09/02/83	A	
SAFEGUARD PIPING FILL SYSTEM	HV-41-130A	03/13/84	D	
	HV-41-130B	03/13/84	D	
	HV-41-133A	09/28/83	A	
	HV-41-133B	09/28/83	A	
	52-1AP256	08/01/83	A	
	52-1BP256	08/01/83	A	

SYSTEM	PLANT ID	REVISED	SUBMITTAL CODE
SAFETY RELIEF VALVE POSITION INDICATION	ZE-41-115A	03/21/84	D
	ZE-41-115B	03/21/84	D
	ZE-41-115C	03/21/84	D
	ZE-41-115D	03/21/84	D
	ZE-41-115E	03/21/84	D
	ZE-41-115F	03/21/84	D
	ZE-41-115G	03/21/84	D
	ZE-41-115H	03/21/84	D
	ZE-41-115J	03/21/84	D
	ZE-41-115K	03/21/84	D
	ZE-41-115L	03/21/84	D
	ZE-41-115M	03/21/84	D
	ZE-41-115N	03/21/84	D
	ZT-41-115A-PREAMPLIFIER	03/21/84	D
	ZT-41-115B-PREAMPLIFIER	03/21/84	D
	ZT-41-115C-PREAMPLIFIER	03/21/84	D
	ZT-41-115D-PREAMPLIFIER	03/21/84	D
	ZT-41-115E-PREAMPLIFIER	03/21/84	D
	ZT-41-115F-PREAMPLIFIER	03/21/84	D
	ZT-41-115G-PREAMPLIFIER	03/21/84	D
	ZT-41-115H-PREAMPLIFIER	03/21/84	D
	ZT-41-115J-PREAMPLIFIER	03/21/84	D
	ZT-41-115K-PREAMPLIFIER	03/21/84	D
	ZT-41-115L-PREAMPLIFIER	03/21/84	D
	ZT-41-115M-PREAMPLIFIER	03/21/84	D
	ZT-41-115N-PREAMPLIFIER	03/21/84	D
	ZT-41-115S-PREAMPLIFIER	03/21/84	D
STANDBY GAS TREATMENT	HD-76-040A	09/14/83	A
	HD-76-040B	09/14/83	A
	HD-76-041A	09/14/83	A
	HD-76-041B	09/14/83	A
	HV-76-011A	07/11/83	A
	HV-76-011B	07/11/83	A
	HV-76-012A	07/11/83	A
	HV-76-012B	07/11/83	A
	HV-76-013A	07/11/83	A
	HV-76-013B	07/11/83	A
	PD-C-76-039A	09/14/83	A
	PD-C-76-039B	09/14/83	A
	TE-76-010A1	01/27/84	C
	TE-76-010A2	01/27/84	C
	TE-76-010B1	01/27/84	C
	TE-76-010B2	01/27/84	C
	ZS-76-011A	03/19/84	D
	ZS-76-011B	03/19/84	D
	ZS-76-012A	03/19/84	D
	ZS-76-012B	03/19/84	D
	ZS-76-013A	03/19/84	D
	ZS-76-013B	03/19/84	D
	76-0AE188	03/01/84	D
	76-0BE188	03/01/84	D
STANDBY LIQUID CONTROL	HV-48-1F006A	05/20/83	A
	HV-48-1F006B	05/20/83	A

EQRR REVISION INDEX

A. PROVIDED BY 10/83 REPORT.

B. PROVIDED BY 1/16/84 LETTER FROM J. S. KEMPER TO A. SCHWENCER AND NOT INCLUDED IN PREVIOUS SUBMITTAL.

C. PROVIDED BY 2/16/84 LETTER FROM J. S. KEMPER TO A. SCHWENCER AND NOT INCLUDED IN PREVIOUS SUBMITTAL.

D. PROVIDED BY 4/84 REPORT - REV. 1 AND NOT INCLUDED IN PREVIOUS SUBMITTALS.

SYSTEM	PLANT ID	REVISED	SUBMITTAL CODE
STANDBY LIQUID CONTROL	LT-48-1N010A	02/24/84	D
	LT-48-1N010B	02/24/84	D
	LT-48-1N010C	02/24/84	D
	LT-48-1N010E	02/24/84	D
	LT-48-1N010F	02/24/84	D
	LT-48-1N010G	02/24/84	D
	XV-48-1F004A	09/06/83	A
	XV-48-1F004B	09/06/83	A
	XV-48-1F004C	09/06/83	A
SUPPRESSION POOL CLEANUP	HV-52-127	09/28/83	A
	HV-52-128	09/28/83	A
SUPPRESSION POOL CLEANUP SYSTEM	HV-55-120	05/20/83	A
	HV-55-121	05/20/83	A
4KV POWER	10A201	08/01/83	A
	10A202	08/01/83	A
440V LOAD CENTERS & MCCS	10B201	07/13/83	A
	10B201 - RELAY	01/04/84	B
	10B202	07/13/83	A
	10B202 - RELAY	01/04/84	B
	10B203	07/13/83	A
	10B204	07/13/83	A
	10B211	01/19/84	C
	10B212	01/19/84	C
	10B213	01/19/84	C
	10B214	01/23/84	C
	10B215	01/19/84	C
	10B216	01/19/84	C
	10B217	01/19/84	C
	10B218	01/19/84	C
	10B219	01/23/84	C
	10B220	01/23/84	C
	10B221	01/19/84	C
	10B222	01/19/84	C
	10B223	01/19/84	C
	10B224	01/19/84	C
	10X201	07/13/83	A
	10X202	07/13/83	A
	10X203	07/15/83	A
	10X204	07/15/83	A

EQRR REVISION INDEX

A. PROVIDED BY 10/83 REPORT.

B. PROVIDED BY 1/16/84 LETTER FROM J. S. KEMPER TO A. SCHWENCER AND NOT INCLUDED IN PREVIOUS SUBMITTAL.

C. PROVIDED BY 2/16/84 LETTER FROM J. S. KEMPER TO A. SCHWENCER AND NOT INCLUDED IN PREVIOUS SUBMITTAL.

D. PROVIDED BY 4/84 REPORT - REV. 1 AND NOT INCLUDED IN PREVIOUS SUBMITTALS.

PREPARED BY: RDC DATE: 05/23/83 REVISION DATE: 06/01/83

FACILITY: LGS UNIT: 1 DOCKET: 50-352 EQRR: 22A

REVIEWED BY: FMV DATE: 06/06/83

SYSTEM: CLASS 1E POWER INTERFACES

ACCY: SPEC: N/A
DEMON: N/A
REF: N/A

LOCATION: PRI CONT/SEC CONT

PLANT ID: CABLE-B07

RACK/PANEL: N/A

COMPONENT: 600 VOLT POWER, CONTROL AND INST. CABLE

MODEL NO.: 2/C #10

ASSOC COMP: N/A

ASSOC M/N: XLPR INS.W/NEOPR.JACK.

ASSOC. DWG: N/A

ASSOC COMP: N/A

ASSOC M/N: N/A

MANUFACTU: ROCKBESTOS

SERIAL NO: N/A

ASSOC MANF: N/A

ASSOC S/N: N/A

ASSOC MANF: N/A

ASSOC S/N: N/A

SERVICE: VARIOUS SAFETY SYSTEMS.

P.O. NO: E-28B

FUNCTION: ELECTRICAL POWER OR CONTROL SIGNAL TRANSMISSION FOR NORMAL AND ACCIDENT OPERATION.

SUBMERGENCE: N/A

CHEMICAL SPRAY: YES

PARAMETER	ENVIRONMENT		DOCUMENTATION REFERENCE		QUALIFICATION	OUTSTANDING ITEMS	INTERFACES:
	SPECIFICATION	QUALIFICATION	SPECIFICATION	QUALIFICATION	METHOD		SPLICES: EQRR 169,194 LUGS: EQRR 171
OPERATING TIME	180 DAYS	180 DAYS	78	20	TEST & ANAL		
TEMPERATURE (F)	340	346	85	20	TEST & ANAL		MAINTENANCE REQUIREMENTS: NONE
PRESSURE (PSIA)	58.7	127.7	85	20	TEST		
RELATIVE HUMIDITY (%)	100	100	85	20	TEST		
RADIATION	7.28 E7 G 6.25 E4 B	2.01 E8	85,NOTE 2	20	TEST& ANAL		REMARKS: SPECIFIED ENVIRONMENTAL PARAMETERS ARE WORST CASE BASED UPON ANALYSIS OF ALL APPLICABLE LOCATIONS.
AGING	40 YRS.	40 YRS.	N/A	20	TEST & ANAL		

DEFICIENCY RESOLUTION:

PREPARED BY: RDC DATE: 05/23/83 REVISION DATE: 06/01/83

FACILITY: LGS UNIT: 1 DOCKET: 50-352 EQRR: 22C

REVIEWED BY: FMV DATE: 06/06/83

SYSTEM: CLASS 1E POWER INTERFACES

PLANT ID: CABLE-B07*

ACCY: SPEC: N/A
DEMON: N/A
REF: N/A

LOCATION: PRI CONT/SEC CONT

RACK/PANEL: N/A

COMPONENT: 600 VOLT POWER, CONTROL AND INST. CABLE
ASSOC COMP: N/A
ASSOC COMP: N/A

MODEL NO.: 2/C #10
ASSOC M/N: XLPE INS.W/NEOPR.JACK
ASSOC M/N: FACTORY KXL-760 REW.INS

ASSOC. DWG: N/A

MANUFACTU: ROCKBESTOS
ASSOC MANF: N/A
ASSOC MANF: N/A

SERIAL NO: N/A
ASSOC S/N:
ASSOC S/N:

SERVICE: VARIOUS SAFETY SYSTEMS.

P.O. NO: E-28B

FUNCTION: ELECTRICAL POWER OR CONTROL SIGNAL TRANSMISSION FOR NORMAL AND ACCIDENT OPERATION.

SUBMERGENCE: N/A

CHEMICAL SPRAY: YES

PARAMETER	ENVIRONMENT		DOCUMENTATION REFERENCE		QUALIFICATION	OUTSTANDING ITEMS	INTERFACES:
	SPECIFICATION	QUALIFICATION	SPECIFICATION	QUALIFICATION	METHOD		SPLICES: EQRR 169,194 LUGS: EQRR 171
OPERATING TIME	180 DAYS	180 DAYS	78	9	TEST & ANAL		
TEMPERATURE (F)	340	346	85	9	TEST & ANAL		MAINTENANCE REQUIREMENTS: NONE
PRESSURE (PSIA)	58.7	127.7	85	9	TEST		
RELATIVE HUMIDITY (%)	100	100	85	9	TEST		
RADIATION	7.28 E7 G 6.25 E4 B	2.01 E8	85,NOTE 2	9	TEST & ANAL		REMARKS: SPECIFIED ENVIRONMENTAL PARAMETERS ARE WORST CASE BASED UPON ANALYSIS OF ALL APPLICABLE LOCATIONS.
AGING	40 YRS.	40 YRS.	N/A	9	TEST & ANAL		

DEFICIENCY RESOLUTION:

PREPARED BY: RDC DATE: 05/23/83 REVISION DATE: 06/01/83

FACILITY: LGS UNIT: 1 DOCKET: 50-352 EQRR: 22A

REVIEWED BY: FMV DATE: 06/06/83

SYSTEM: CLASS 1E POWER INTERFACES

PLANT ID: CABLE-B08

COMPONENT: 600 VOLT POWER, CONTROL AND INST. CABLE
ASSOC COMP: N/A
ASSOC COMP: N/A

MANUFACTU: ROCKBESTOS
ASSOC MANF: N/A
ASSOC MANF: N/A

SERVICE: VARIOUS SAFETY SYSTEMS.

FUNCTION: ELECTRICAL POWER OR CONTROL SIGNAL TRANSMISSION FOR NORMAL AND ACCIDENT OPERATION.

ACCY: SPEC: N/A
DEMON: N/A
REF: N/A

MODEL NO.: 3/C #10
ASSOC M/N: XLPE INS.W/NEOPR.JACK.
ASSOC M/N: N/A

SERIAL NO: N/A
ASSOC S/N: N/A
ASSOC S/N: N/A

LOCATION: PRI CONT/SEC CONT

RACK/PANEL: N/A

ASSOC. DWG: N/A

P.O. NO: E-28B

SUBMERGENCE: N/A

CHEMICAL SPRAY: YES

PARAMETER	ENVIRONMENT		DOCUMENTATION REFERENCE		QUALIFICATION	OUTSTANDING ITEMS	INTERFACES:
	SPECIFICATION	QUALIFICATION	SPECIFICATION	QUALIFICATION	METHOD		SPLICES: EQRR 169,194 LUGS: EQRR 171
OPERATING TIME	180 DAYS	180 DAYS	78	20	TEST & ANAL		
TEMPERATURE (F)	340	346	85	20	TEST & ANAL		MAINTENANCE REQUIREMENTS: NONE
PRESSURE (PSIA)	58.7	127.7	85	20	TEST		
RELATIVE HUMIDITY (%)	100	100	85	20	TEST		
RADIATION	7.28 E7 G 6.25 E4 B	2.01 E8	85,NOTE 2	20	TEST & ANAL		REMARKS: SPECIFIED ENVIRONMENTAL PARAMETERS ARE WORST CASE BASED UPON ANALYSIS OF ALL APPLICABLE LOCATIONS.
AGING	40 YRS.	40 YRS.	N/A	20	TEST & ANAL		

DEFICIENCY RESOLUTION:

PREPARED BY: RDC DATE: 05/23/83 REVISION DATE: 06/01/83

FACILITY: LGS UNIT: 1 DOCKET: 50-352 EQRR: 22C

REVIEWED BY: FMV DATE: 06/06/83

SYSTEM: CLASS 1E POWER INTERFACES

PLANT ID: CABLE-B08*

ACCY: SPEC: N/A
DEMON: N/A
REF: N/A

LOCATION: PRI CONT/SEC CONT

RACK/PANEL: N/A

COMPONENT: 600 VOLT POWER, CONTROL AND INST. CABLE
ASSOC COMP: N/A
ASSOC COMP: N/A

MODEL NO.: 3/C #10
ASSOC M/N: XLPE INS.W/NEOPR.JACK.
ASSOC M/N: FACTORY KXL-760 REW.INS

ASSOC. DWG: N/A

MANUFACTU: ROCKBESTOS
ASSOC MANF: N/A
ASSOC MANF: N/A

SERIAL NO: N/A
ASSOC S/N:
ASSOC S/N:

SERVICE: VARIOUS SAFETY SYSTEMS

P.O. NO: E-28B

FUNCTION: ELECTRICAL POWER OR CONTROL SIGNAL TRANSMISSION FOR NORMAL AND ACCIDENT OPERATION.

SUBMERGENCE: N/A

CHEMICAL SPRAY: YES

PARAMETER	ENVIRONMENT		DOCUMENTATION REFERENCE		QUALIFICATION	OUTSTANDING ITEMS	INTERFACES:
	SPECIFICATION	QUALIFICATION	SPECIFICATION	QUALIFICATION	METHOD		SPLICES: EQRR 169,194 LUGS: EQRR 171
OPERATING TIME	180 DAYS	180 DAYS	78	9	TEST & ANAL		
TEMPERATURE (F)	340	346	85	9	TEST & ANAL		MAINTENANCE REQUIREMENTS: NONE
PRESSURE (PSIA)	58.7	127.7	85	9	TEST		
RELATIVE HUMIDITY (%)	100	100	85	9	TEST		
RADIATION	7.28 E7 G 6.25 E4 B	2.01 E8	85,NOTE 2	9	TEST & ANAL		REMARKS: SPECIFIED ENVIRONMENTAL PARAMETERS ARE WORST CASE BASED UPON ANALYSIS OF ALL APPLICABLE LOCATIONS.
AGING	40 YRS.	40 YRS.	N/A	9	TEST & ANAL		

DEFICIENCY RESOLUTION:

FACILITY: LGS UNIT: 1 DOCKET: 50-352 EQRR: 22A

PREPARED BY: RDC DATE: 05/23/83 REVISION DATE: 06/01/83

REVIEWED BY: FMV DATE: 06/06/83

SYSTEM: CLASS 1E POWER INTERFACES

PLANT ID: CABLE-B09

COMPONENT: 600 VOLT POWER, CONTROL AND INST. CABLE
ASSOC COMP: N/A
ASSOC COMP: N/A

MANUFACTU: ROCKBESTOS
ASSOC MANF: N/A
ASSOC MANF: N/A

SERVICE: VARIOUS SAFETY SYSTEMS.

FUNCTION: ELECTRICAL POWER OR CONTROL SIGNAL TRANSMISSION FOR NORMAL AND ACCIDENT OPERATION.

ACCY: SPEC: N/A
DEMON: N/A
REF: N/A

MODEL NO.: 4/C #10
ASSOC M/N: XLPE INS.W/NEOPR.JACK.
ASSOC M/N: N/A

SERIAL NO: N/A
ASSOC S/N: N/A
ASSOC S/N: N/A

LOCATION: PRI CONT/SEC CONT

RACK/PANEL: N/A

ASSOC. DWG: N/A

P.O. NO: E-28B

SUBMERGENCE: N/A

CHEMICAL SPRAY: YES

PARAMETER	ENVIRONMENT		DOCUMENTATION REFERENCE		QUALIFICATION	OUTSTANDING ITEMS	INTERFACES:
	SPECIFICATION	QUALIFICATION	SPECIFICATION	QUALIFICATION	METHOD		SPLICES: EQRR 169,194 LUGS: EQRR 171
OPERATING TIME	180 DAYS	180 DAYS	78	20	TEST & ANAL		
TEMPERATURE (F)	340	346	85	20	TEST & ANAL		MAINTENANCE REQUIREMENTS: NONE
PRESSURE (PSIA)	58.7	127.7	85	20	TEST		
RELATIVE HUMIDITY (%)	100	100	85	20	TEST		
RADIATION	7.28 E7 G 6.25 E4 B	2.01 E8	85,NOTE 2	20	TEST & ANAL		REMARKS: SPECIFIED ENVIRONMENTAL PARAMETERS ARE WORST CASE BASED UPON ANALYSIS OF ALL APPLICABLE LOCATIONS.
AGING	40 YRS.	40 YRS.	N/A	20	TEST & ANAL		

DEFICIENCY RESOLUTION:

PREPARED BY: RDC DATE: 05/23/83 REVISION DATE: 06/01/83

FACILITY: LGS UNIT: 1 DOCKET: 50-352 EQRR: 22C

REVIEWED BY: FMV DATE: 06/06/83

SYSTEM: CLASS 1E POWER INTERFACES

PLANT ID: CABLE-B09*

ACCY: SPEC: N/A
DEMON: N/A
REF: N/A

LOCATION: PRI CONT/SEC CONT

RACK/PANEL: N/A

COMPONENT: 600 VOLT POWER, CONTROL AND INST. CABLE
ASSOC COMP: N/A
ASSOC COMP: N/A

MODEL NO.: 4/C #10
ASSOC M/N: XLPE INS.W/NEOPR.JACK.
ASSOC M/N: FACTORY KXL-760 REW.INS

ASSOC. DWG: N/A

MANUFACTU: ROCKBESTOS
ASSOC MANF: N/A
ASSOC MANF: N/A

SERIAL NO: N/A
ASSOC S/N: N/A
ASSOC S/N: N/A

SERVICE: VARIOUS SAFETY SYSTEMS

P.O. NO: E-28B

FUNCTION: ELECTRICAL POWER OR CONTROL SIGNAL TRANSMISSION FOR NORMAL AND ACCIDENT OPERATION.

SUBMERGENCE: N/A

CHEMICAL SPRAY: YES

PARAMETER	ENVIRONMENT		DOCUMENTATION REFERENCE		QUALIFICATION	OUTSTANDING ITEMS	INTERFACES:
	SPECIFICATION	QUALIFICATION	SPECIFICATION	QUALIFICATION	METHOD		SPLICES: EQRR 169,194 LUGS: EQRR 171
OPERATING TIME	180 DAYS	180 DAYS	78	9	TEST & ANAL		
TEMPERATURE (F)	340	346	85	9	TEST & ANAL		MAINTENANCE REQUIREMENTS: NONE
PRESSURE (PSIA)	58.7	127.7	85	9	TEST		
RELATIVE HUMIDITY (%)	100	100	85	9	TEST		
RADIATION	7.28 E7 G 6.25 E4 B	2.01 E8	85,NOTE 2	9	TEST & ANAL		REMARKS: SPECIFIED ENVIRONMENTAL PARAMETERS ARE WORST CASE BASED UPON ANALYSIS OF ALL APPLICABLE LOCATIONS.
AGING	40 YRS.	40 YRS.	N/A	9	TEST & ANAL		

DEFICIENCY RESOLUTION:

PREPARED BY: RDC DATE: 05/23/83 REVISION DATE: 06/01/83

FACILITY: LGS UNIT: 1 DOCKET: 50-352 EQRR: 22A

REVIEWED BY: FMV DATE: 06/06/83

SYSTEM: CLASS 1E POWER INTERFACES

PLANT ID: CABLE-B10

COMPONENT: 600 VOLT POWER, CONTROL AND INST. CABLE
ASSOC COMP: N/A
ASSOC COMP: N/A

MANUFACTU: ROCKBESTOS
ASSOC MANF: N/A
ASSOC MANF: N/A

SERVICE: VARIOUS SAFETY SYSTEMS.

FUNCTION: ELECTRICAL POWER OR CONTROL SIGNAL TRANSMISSION FOR NORMAL AND ACCIDENT OPERATION.

ACCY: SPEC: N/A
DEMON: N/A
REF: N/A

MODEL NO.: 2/C #8
ASSOC M/N: XLPE INS.W/NEOPR.JACK.
ASSOC M/N: N/A

SERIAL NO: N/A
ASSOC S/N: N/A
ASSOC S/N: N/A

LOCATION: PRI CONT/SEC CONT

RACK/PANEL: N/A

ASSOC. DWG: N/A

P.O. NO: E-28B

SUBMERGENCE: N/A

CHEMICAL SPRAY: YES

PARAMETER	ENVIRONMENT		DOCUMENTATION REFERENCE		QUALIFICATION	OUTSTANDING ITEMS	INTERFACES: SPLICES: EQRR 169,194 LUGS: EQRR 171
	SPECIFICATION	QUALIFICATION	SPECIFICATION	QUALIFICATION	METHOD		
OPERATING TIME	180 DAYS	180 DAYS	78	20	TEST & ANAL		
TEMPERATURE (F)	340	346	85	20	TEST & ANAL		MAINTENANCE REQUIREMENTS: NONE
PRESSURE (PSIA)	58.7	127.7	85	20	TEST		
RELATIVE HUMIDITY (%)	100	100	85	20	TEST		
RADIATION	7.28 E7 G 6.25 E4 B	2.01 E8	85,NOTE 2	20	TEST & ANAL		REMARKS: SPECIFIED ENVIRONMENTAL PARAMETERS ARE WORST CASE BASED UPON ANALYSIS OF ALL APPLICABLE LOCATIONS.
AGING	40 YRS.	40 YRS.	N/A	20	TEST & ANAL		

DEFICIENCY RESOLUTION:

PREPARED BY: RDC DATE: 05/23/83 REVISION DATE: 06/01/83

FACILITY: LGS UNIT: 1 DOCKET: 50-352 EQRR: 22C

REVIEWED BY: FMV DATE: 06/06/83

SYSTEM: CLASS 1E POWER INTERFACES

PLANT ID: CABLE-B10*

ACCY: SPEC: N/A
DEMON: N/A
REF: N/A

LOCATION: PRI CONT/SEC CONT

RACK/PANEL: N/A

COMPONENT: 600 VOLT POWER, CONTROL AND INST. CABLE
ASSOC COMP: N/A
ASSOC COMP: N/A

MODEL NO.: 2/C #8
ASSOC M/N: XLPE INS.W/NEOPR.JACK.
ASSOC M/N: FACTORY KXL-760 REW.INS

ASSOC. DWG: N/A

MANUFACTU: ROCKBESTOS
ASSOC MANF: N/A
ASSOC MANF: N/A

SERIAL NO: N/A
ASSOC S/N: N/A
ASSOC S/N: N/A

SERVICE: VARIOUS SAFETY SYSTEMS.

P.O. NO: E-28B

FUNCTION: ELECTRICAL POWER OR CONTROL SIGNAL TRANSMISSION FOR NORMAL AND ACCIDENT OPERATION.

SUBMERGENCE: N/A

CHEMICAL SPRAY: YES

PARAMETER	ENVIRONMENT		DOCUMENTATION REFERENCE		QUALIFICATION	OUTSTANDING ITEMS	INTERFACES: SPLICES: EQRR 169,194 LUGS: EQRR 171
	SPECIFICATION	QUALIFICATION	SPECIFICATION	QUALIFICATION	METHOD		
OPERATING TIME	180 DAYS	180 DAYS	78	9	TEST & ANAL		
TEMPERATURE (F)	340	346	85	9	TEST & ANAL		MAINTENANCE REQUIREMENTS: NONE
PRESSURE (PSIA)	58.7	127.7	85	9	TEST		
RELATIVE HUMIDITY (%)	100	100	85	9	TEST		
RADIATION	7.28 E7 G 6.25 E4 B	2.01 E8	85,NOTE 2	9	TEST & ANAL		REMARKS: SPECIFIED ENVIRONMENTAL PARAMETERS ARE WORST CASE BASED UPON ANALYSIS OF ALL APPLICABLE LOCATIONS.
AGING	40 YRS.	40 YRS.	N/A	9	TEST & ANAL		

DEFICIENCY RESOLUTION:

PREPARED BY: RDC DATE: 05/23/83 REVISION DATE: 06/01/83

FACILITY: LGS UNIT: 1 DOCKET: 50-352 EQRR: 22A

REVIEWED BY: FMV DATE: 06/06/83

SYSTEM: CLASS 1E POWER INTERFACES

PLANT ID: CABLE-B11

COMPONENT: 600 VOLT POWER, CONTROL AND INST. CABLE
ASSOC COMP: N/A
ASSOC COMP: N/A

MANUFACTU: ROCKBESTOS
ASSOC MANF: N/A
ASSOC MANF: N/A

SERVICE: VARIOUS SAFETY SYSTEMS.

FUNCTION: ELECTRICAL POWER OR CONTROL SIGNAL TRANSMISSION FOR NORMAL AND ACCIDENT OPERATION.

ACCY:SPEC: N/A
DEMON: N/A
REF: N/A

MODEL NO.: 3/C #8
ASSOC M/N: XLPE INS.W/NEOPR.JACK.
ASSOC M/N: N/A

SERIAL NO: N/A
ASSOC S/N: N/A
ASSOC S/N: N/A

LOCATION: PRI CONT/SEC CONT

RACK/PANEL: N/A

ASSOC. DWG: N/A

P.O. NO: E-28B

SUBMERGENCE: N/A

CHEMICAL SPRAY: YES

PARAMETER	ENVIRONMENT		DOCUMENTATION REFERENCE		QUALIFICATION	OUTSTANDING ITEMS	INTERFACES:
	SPECIFICATION	QUALIFICATION	SPECIFICATION	QUALIFICATION	METHOD		SPLICES: EQRR 169,194 LUGS: EQRR 171
OPERATING TIME	180 DAYS	180 DAYS	78	20	TEST & ANAL		
TEMPERATURE (F)	340	346	85	20	TEST & ANAL		MAINTENANCE REQUIREMENTS: NONE
PRESSURE (PSIA)	58.7	127.7	85	20	TEST		
RELATIVE HUMIDITY (%)	100	100	85	20	TEST		
RADIATION	7.28 E7 G 6.25 E4 B	2.01 E8	85,NOTE 2	20	TEST & ANAL		REMARKS: SPECIFIED ENVIRONMENTAL PARAMETERS ARE WORST CASE BASED UPON ANALYSIS OF ALL APPLICABLE LOCATIONS.
AGING	40 YRS.	40 YRS.	N/A	20	TEST & ANAL		

DEFICIENCY RESOLUTION:

PREPARED BY: RDC DATE: 05/23/83 REVISION DATE: 06/01/83

FACILITY: LGS UNIT: 1 DOCKET: 50-352 EQRR: 22C

REVIEWED BY: FMV DATE: 06/06/83

SYSTEM: CLASS 1E POWER INTERFACES

PLANT ID: CABLE-B11*

ACCY: SPEC: N/A
DEMON: N/A
REF: N/A

LOCATION: PRI CONT/SEC CONT

RACK/PANEL: N/A

COMPONENT: 600 VOLT POWER, CONTROL AND INST. CABLE
ASSOC COMP: N/A
ASSOC COMP: N/A

MODEL NO.: 3/C #8
ASSOC M/N: XLPE INS.W/NEOFR.JACK.
ASSOC M/N: FACTORY KXL-760 REW.INS

ASSOC. DWG: N/A

MANUFACTU: ROCKBESTOS
ASSOC MANF: N/A
ASSOC MANF: N/A

SERIAL NO: N/A
ASSOC S/N: N/A
ASSOC S/N: N/A

SERVICE: VARIOUS SAFETY SYSTEMS.

P.O. NO: E-288

FUNCTION: ELECTRICAL POWER OR CONTROL SIGNAL TRANSMISSION FOR NORMAL AND ACCIDENT OPERATION.

SUBMERGENCE: N/A

CHEMICAL SPRAY: YES

PARAMETER	ENVIRONMENT		DOCUMENTATION REFERENCE		QUALIFICATION	OUTSTANDING ITEMS	INTERFACES:
	SPECIFICATION	QUALIFICATION	SPECIFICATION	QUALIFICATION	METHOD		SPLICES: EQRR 169,194 LUGS: EQRR 171
OPERATING TIME	180 DAYS	180 DAYS	78	9	TEST & ANAL		
TEMPERATURE (F)	340	346	85	9	TEST & ANAL		MAINTENANCE REQUIREMENTS: NONE
PRESSURE (PSIA)	58.7	127.7	85	9	TEST		
RELATIVE HUMIDITY (%)	100	100	85	9	TEST		
RADIATION	7.28 E7 G 6.25 E4 B	2.01 E8	85,NOTE 2	9	TEST & ANAL		REMARKS: SPECIFIED ENVIRONMENTAL PARAMETERS ARE WORST CASE BASED UPON ANALYSIS OF ALL APPLICABLE LOCATIONS.
AGING	40 YRS.	40 YRS.	N/A	9	TEST & ANAL		

DEFICIENCY RESOLUTION:

PREPARED BY: RDC DATE: 05/23/83 REVISION DATE: 06/01/83

FACILITY: LGS UNIT: 1 DOCKET: 50-352 EQRR: 22A

REVIEWED BY: FMV DATE: 06/06/83

SYSTEM: CLASS 1E POWER INTERFACES

PLANT ID: CABLE-B12

ACCY: SPEC: N/A
DEMON: N/A
REF: N/A

LOCATION: PRI CONT/SEC CONT

RACK/PANEL: N/A

COMPONENT: 600 VOLT POWER, CONTROL AND INST. CABLE
ASSOC COMP: N/A
ASSOC COMP: N/A

MODEL NO.: 2/C #6
ASSOC M/N: XLPE INS.W/NEOPR.JACK.
ASSOC M/N: N/A

ASSOC. DWG: N/A

MANUFACTU: ROCKBESTOS
ASSOC MANF: N/A
ASSOC MANF: N/A

SERIAL NO: N/A
ASSOC S/N: N/A
ASSOC S/N: N/A

SERVICE: VARIOUS SAFETY SYSTEMS.

P.O. NO: E-28B

FUNCTION: ELECTRICAL POWER OR CONTROL SIGNAL TRANSMISSION FOR NORMAL AND ACCIDENT OPERATION.

SUBMERGENCE: N/A

CHEMICAL SPRAY: YES

PARAMETER	ENVIRONMENT		DOCUMENTATION REFERENCE		QUALIFICATION	OUTSTANDING ITEMS	INTERFACES: SPLICES: EQRR 169,194 LUGS: EQRR 171
	SPECIFICATION	QUALIFICATION	SPECIFICATION	QUALIFICATION	METHOD		
OPERATING TIME	180 DAYS	180 DAYS	78	20	TEST & ANAL		
TEMPERATURE (F)	340	346	85	20	TEST & ANAL		MAINTENANCE REQUIREMENTS: NONE
PRESSURE (PSIA)	58.7	127.7	85	20	TEST		
RELATIVE HUMIDITY (%)	100	100	85	20	TEST		
RADIATION	7.28 E7 G 6.25 E4 B	2.01 E8	85,NOTE 2	20	TEST & ANAL		REMARKS: SPECIFIED ENVIRONMENTAL PARAMETERS ARE WORST CASE BASED UPON ANALYSIS OF ALL APPLICABLE LOCATIONS.
AGING	40 YRS.	40 YRS.	N/A	20	TEST & ANAL		

DEFICIENCY RESOLUTION:

PREPARED BY: RDC DATE: 05/23/83 REVISION DATE: 06/01/83

FACILITY: LGS UNIT: 1 DOCKET: 50-352 EQRR: 22C

REVIEWED BY: FMV DATE: 06/06/83

SYSTEM: CLASS 1E POWER INTERFACES

PLANT ID: CABLE-B12*

ACCY: SPEC: N/A
DEMON: N/A
REF: N/A

LOCATION: PRI CONT/SEC CONT

RACK/PANEL: N/A

COMPONENT: 600 VOLT POWER, CONTROL AND INST. CABLE
ASSOC COMP: N/A
ASSOC COMP: N/A

MODEL NO.: 2/C #6
ASSOC M/N: XLPE INS.W/NEOPR.JACK.
ASSOC M/N: FACTORY KXL-760 REW.INS

ASSOC. DWG: N/A

MANUFACTU: ROCKBESTOS
ASSOC MANF: N/A
ASSOC MANF: N/A

SERIAL NO: N/A
ASSOC S/N: N/A
ASSOC S/N: N/A

SERVICE: VARIOUS SAFETY SYSTEMS.

P.O. NO: E-28B

FUNCTION: ELECTRICAL POWER OR CONTROL SIGNAL TRANSMISSION FOR NORMAL AND ACCIDENT OPERATION.

SUBMERGENCE: N/A

CHEMICAL SPRAY: YES

PARAMETER	ENVIRONMENT		DOCUMENTATION REFERENCE		QUALIFICATION	OUTSTANDING ITEMS	INTERFACES:
	SPECIFICATION	QUALIFICATION	SPECIFICATION	QUALIFICATION	METHOD		SPLICES: EQRR 169,194 LUGS: EQRR 171
OPERATING TIME	180 DAYS	180 DAYS	78	9	TEST & ANAL		
TEMPERATURE (F)	340	346	85	9	TEST & ANAL		MAINTENANCE REQUIREMENTS: NONE
PRESSURE (PSIA)	58.7	127.7	85	9	TEST		
RELATIVE HUMIDITY (%)	100	100	85	9	TEST		
RADIATION	7.28 E7 G 6.25 E4 B	2.01 E8	85,NOTE 2	9	TEST & ANAL		REMARKS: SPECIFIED ENVIRONMENTAL PARAMETERS ARE WORST CASE BASED UPON ANALYSIS OF ALL APPLICABLE LOCATIONS.
AGING	40 YRS.	40 YRS.	N/A	9	TEST & ANAL		

DEFICIENCY RESOLUTION:

FACILITY: LGS UNIT: 1 DOCKET: 50-352 EQRR: 22A

PREPARED BY: RDC DATE: 05/23/83 REVISION DATE: 06/01/83

REVIEWED BY: FMV DATE: 06/06/83

SYSTEM: CLASS 1E POWER INTERFACES

PLANT ID: CABLE-B13

COMPONENT: 600 VOLT POWER, CONTROL AND INST. CABLE
ASSOC COMP: N/A
ASSOC COMP: N/A

MANUFACTU: ROCKBESTOS
ASSOC MANF: N/A
ASSOC MANF: N/A

SERVICE: VARIOUS SAFETY SYSTEMS.

FUNCTION: ELECTRICAL POWER OR CONTROL SIGNAL TRANSMISSION FOR NORMAL AND ACCIDENT OPERATION.

ACCY: SPEC: N/A
DEMON: N/A
REF: N/A

MODEL NO.: 3/C #6
ASSOC M/N: XLPE INS.W/NEOPR.JACK.
ASSOC M/N: N/A

SERIAL NO: N/A
ASSOC S/N: N/A
ASSOC S/N: N/A

LOCATION: PRI CONT/SEC CONT

RACK/PANEL: N/A

ASSOC. DWG: N/A

P.O. NO: E-208

SUBMERGENCE: N/A

CHEMICAL SPRAY: YES

PARAMETER	ENVIRONMENT		DOCUMENTATION REFERENCE		QUALIFICATION	OUTSTANDING ITEMS	INTERFACES:
	SPECIFICATION	QUALIFICATION	SPECIFICATION	QUALIFICATION	METHOD		SPLICES: EQRR 169,194 LUGS: EQRR 171
OPERATING TIME	180 DAYS	180 DAYS	78	20	TEST & ANAL		
TEMPERATURE (F)	340	346	85	20	TEST & ANAL		MAINTENANCE REQUIREMENTS: NONE
PRESSURE (PSIA)	58.7	127.7	85	20	TEST		
RELATIVE HUMIDITY (%)	100	100	85	20	TEST		
RADIATION	7.28 E7 G 6.25 E4 B	2.01 E8	85,NOTE 2	20	TEST & ANAL		REMARKS: SPECIFIED ENVIRONMENTAL PARAMETERS ARE WORST CASE BASED UPON ANALYSIS OF ALL APPLICABLE LOCATIONS.
AGING	40 YRS.	40 YRS.	N/A	20	TEST & ANAL		

DEFICIENCY RESOLUTION:

PREPARED BY: RDC DATE: 05/23/83 REVISION DATE: 06/01/83

FACILITY: LGS UNIT: 1 DOCKET: 50-352 EQRR: 22C

REVIEWED BY: FMV DATE: 06/06/83

SYSTEM: CLASS 1E POWER INTERFACES

PLANT ID: CABLE-B13*

COMPONENT: 600 VOLT POWER, CONTROL AND INST. CABLE

ASSOC COMP: N/A

ASSOC COMP: N/A

MANUFACTU: ROCKBESTOS

ASSOC MANF: N/A

ASSOC MANF: N/A

ACCY: SPEC: N/A

DEMON: N/A

REF: N/A

MODEL NO.: 3/C #6

ASSOC M/N: XLPE INS.W/NEOPR.JACK.

ASSOC M/N: FACTORY XXL-760 REW.INS

SERIAL NO: N/A

ASSOC S/N: N/A

ASSOC S/N: N/A

LOCATION: PRI CONT/SEC CONT

RACK/PANEL: N/A

ASSOC. DWG: N/A

SERVICE: VARIOUS SAFETY SYSTEMS.

P.O. NO: E-28B

FUNCTION: ELECTRICAL POWER OR CONTROL SIGNAL TRANSMISSION FOR NORMAL AND ACCIDENT OPERATION.

SUBMERGENCE: N/A

CHEMICAL SPRAY: YES

PARAMETER	ENVIRONMENT		DOCUMENTATION REFERENCE		QUALIFICATION	OUTSTANDING ITEMS	INTERFACES:
	SPECIFICATION	QUALIFICATION	SPECIFICATION	QUALIFICATION	METHOD		SPLICES: EQRR 169,194 LUGS: EQRR 171
OPERATING TIME	180 DAYS	180 DAYS	78	9	TEST & ANAL		
TEMPERATURE (F)	340	346	85	9	TEST & ANAL		MAINTENANCE REQUIREMENTS: NONE
PRESSURE (PSIA)	58.7	127.7	85	9	TEST		
RELATIVE HUMIDITY (%)	100	100	85	9	TEST		
RADIATION	7.28 E7 G 6.25 E4 B	2.01 E8	85,NOTE 2	9	TEST & ANAL		REMARKS: SPECIFIED ENVIRONMENTAL PARAMETERS ARE WORST CASE BASED UPON ANALYSIS OF ALL APPLICABLE LOCATIONS.
AGING	40 YRS.	40 YRS.	N/A	9	TEST & ANAL		

DEFICIENCY RESOLUTION:

PREPARED BY: RDC DATE: 05/23/83 REVISION DATE: 06/01/83

FACILITY: LGS UNIT: 1 DOCKET: 50-352 EQRR: 22A

REVIEWED BY: FMV DATE: 06/06/83

SYSTEM: CLASS 1E POWER INTERFACES

PLANT ID: CABLE-B14

COMPONENT: 600 VOLT POWER, CONTROL AND INST. CABLE
ASSOC COMP: N/A
ASSOC COMP: N/A

MANUFACTU: ROCKBESTOS
ASSOC MANF: N/A
ASSOC MANF: N/A

SERVICE: VARIOUS SAFE SYSTEMS.

FUNCTION: ELECTRICAL POWER OR CONTROL SIGNAL TRANSMISSION FOR NORMAL AND ACCIDENT OPERATION.

ACCY: SPEC: N/A
DEMON: N/A
REF: N/A

MODEL NO.: 2/C #4
ASSOC M/N: XLPE INS.W/NEOPR JACK
ASSOC M/N: N/A

SERIAL NO: N/A
ASSOC S/N: N/A
ASSOC S/N: N/A

LOCATION: PRI CONT/SEC CONT

RACK/PANEL: N/A

ASSOC. DWG: N/A

P.O. NO: E-28B

SUBMERGENCE: N/A

CHEMICAL SPRAY: YES

PARAMETER	ENVIRONMENT		DOCUMENTATION REFERENCE		QUALIFICATION	OUTSTANDING ITEMS	INTERFACES:
	SPECIFICATION	QUALIFICATION	SPECIFICATION	QUALIFICATION	METHOD		SPLICES: EQRR 169,194 LUGS: EQRR 171
OPERATING TIME	180 DAYS	180 DAYS	78	20	TEST & ANAL		
TEMPERATURE (F)	340	346	85	20	TEST & ANAL		MAINTENANCE REQUIREMENTS: NONE
PRESSURE (PSIA)	58.7	127.7	85	20	TEST		
RELATIVE HUMIDITY (%)	100	100	85	20	TEST		
RADIATION	7.28 E7 G 6.25 E4 B	2.01 E8	85,NOTE 2	20	TEST & ANAL		REMARKS: SPECIFIED ENVIRONMENTAL PARAMETERS ARE WORST CASE BASED UPON ANALYSIS OF ALL APPLICABLE LOCATIONS
AGING	40 YRS.	40 YRS.	N/A	20	TEST & ANAL		

DEFICIENCY RESOLUTION:

PREPARED BY: RDC DATE: 05/23/83 REVISION DATE: 06/01/83

FACILITY: LGS UNIT: 1 DOCKET: 50-352 EQRR: 22C

REVIEWED BY: FMV DATE: 06/06/83

SYSTEM: CLASS 1E POWER INTERFACES

PLANT ID: CABLE-B14*

ACCY: SPEC: N/A
DEMON: N/A
REF: N/A

LOCATION: PRI CONT/SEC CONT

RACK/PANEL: N/A

COMPONENT: 600 VOLT POWER, CONTROL AND INST. CABLE
ASSOC COMP: N/A
ASSOC COMP: N/A

MODEL NO.: 2/C #4
ASSOC M/N: XLPE INS.W/NEOPR.JACK.
ASSOC M/N: FACTORY KXL-760 REW.INS

ASSOC. DWG: N/A

MANUFACTU: ROCKBESTOS
ASSOC MANF: N/A
ASSOC MANF: N/A

SERIAL NO: N/A
ASSOC S/N: N/A
ASSOC S/N: N/A

SERVICE: VARIOUS SAFETY SYSTEMS.

P.O. NO: E-288

FUNCTION: ELECTRICAL POWER OR CONTROL SIGNAL TRANSMISSION FOR NORMAL AND ACCIDENT OPERATION.

SUBMERGENCE: N/A

CHEMICAL SPRAY: YES

PARAMETER	ENVIRONMENT		DOCUMENTATION REFERENCE		QUALIFICATION	OUTSTANDING ITEMS	INTERFACES:
	SPECIFICATION	QUALIFICATION	SPECIFICATION	QUALIFICATION	METHOD		SPLICES: EQRR 169,194 LUGS: EQRR 171
OPERATING TIME	180 DAYS	180 DAYS	78	9	TEST & ANAL		
TEMPERATURE (F)	340	346	85	9	TEST & ANAL		MAINTENANCE REQUIREMENTS: NONE
PRESSURE (PSIA)	58.7	127.7	85	9	TEST		
RELATIVE HUMIDITY (%)	100	100	85	9	TEST		
RADIATION	7.28 E7 G 6.25 E4 B	2.01 E8	85,NOTE 2	9	TEST & ANAL		REMARKS: SPECIFIED ENVIRONMENTAL PARAMETERS ARE WORST CASE BASED UPON ANALYSIS OF ALL APPLICABLE LOCATIONS.
AGING	40 YRS.	40 YRS.	N/A	9	TEST & ANAL		

DEFICIENCY RESOLUTION:

PREPARED BY: RDC DATE: 05/23/83 REVISION DATE: 08/01/83

FACILITY: LGS UNIT: 1 DOCKET: 50-352 EQRR: 22A

REVIEWED BY: FMV DATE: 08/01/83

SYSTEM: CLASS 1E POWER INTERFACES

PLANT ID: CABLE-B15

COMPONENT: 600 VOLT POWER, CONTROL AND INST. CABLE
ASSOC COMP: N/A
ASSOC COMP: N/A

MANUFACTU: ROCKBESTOS
ASSOC MANF: N/A
ASSOC MANF: N/A

SERVICE: VARIOUS SAFETY SYSTEMS.

FUNCTION: ELECTRICAL POWER OR CONTROL SIGNAL TRANSMISSION FOR NORMAL AND ACCIDENT OPERATION.

ACCY: SPEC: N/A
DEMON: N/A
REF: N/A

MODEL NO.: 3/C #4
ASSOC M/N: XLPE INS.W/NEOPR JACK.
ASSOC M/N: N/A

SERIAL NO: N/A
ASSOC S/N: N/A
ASSOC S/N: N/A

LOCATION: PRI CONT/SEC CONT

RACK/PANEL: N/A

ASSOC. DWG: N/A

P.O. NO: E-28B

SUBMERGENCE: N/A

CHEMICAL SPRAY: YES

PARAMETER	ENVIRONMENT		DOCUMENTATION REFERENCE		QUALIFICATION	OUTSTANDING ITEMS	INTERFACES:
	SPECIFICATION	QUALIFICATION	SPECIFICATION	QUALIFICATION	METHOD		SPLICES: EQRR 169,194 LUGS: EQRR 171
OPERATING TIME	180 DAYS	180 DAYS	78	20	TEST & ANAL		
TEMPERATURE (F)	340	346	85	20	TEST & ANAL		MAINTENANCE REQUIREMENTS: NONE
PRESSURE (PSIA)	58.7	127.7	85	20	TEST		
RELATIVE HUMIDITY (%)	100	100	85	20	TEST		
RADIATION	7.28 E7 G 6.25 E4 B	2.01 E8	85,NOTE 2	20	TEST & ANAL		REMARKS: SPECIFIED ENVIRONMENTAL PARAMETERS ARE WORST CASE BASED UPON ANALYSIS OF ALL APPLICABLE LOCATIONS.
AGING	40 YRS.	40 YRS.	N/A	20	TEST & ANAL		

DEFICIENCY RESOLUTION:

PREPARED BY: RDC DATE: 05/23/83 REVISION DATE: 08/01/83

FACILITY: LGS UNIT: 1 DOCKET: 50-352 EQRR: 22C

REVIEWED BY: FMV DATE: 08/01/83

SYSTEM: CLASS 1E POWER INTERFACES

PLANT ID: CABLE-B15*

ACCY: SPEC: N/A
DEMON: N/A
RET: N/A

LOCATION: PRI CONT/SEC CONT

RACK/PANEL: N/A

COMPONENT: 600 VOLT POWER, CONTROL AND INST. CABLE
ASSOC COMP: N/A
ASSOC COMP: N/A

MODEL NO.: 3/C #4
ASSOC M/N: XLPE INS.W/NEOPR.JACK.
ASSOC M/N: FACTORY KXL-760 REW.INS

ASSOC. DWG: N/A

MANUFACTU: ROCKBESTOS
ASSOC MANF: N/A
ASSOC MANF: N/A

SERIAL NO: N/A
ASSOC S/N: N/A
ASSOC S/N: N/A

SERVICE: VARIOUS SAFETY SYSTEMS.

P.O. NO: E-28B

FUNCTION: ELECTRICAL POWER OR CONTROL SIGNAL TRANSMISSION FOR NORMAL AND ACCIDENT OPERATION.

SUBMERGENCE: N/A

CHEMICAL SPRAY: YES

PARAMETER	ENVIRONMENT		DOCUMENTATION REFERENCE		QUALIFICATION	OUTSTANDING ITEMS	INTERFACES:
	SPECIFICATION	QUALIFICATION	SPECIFICATION	QUALIFICATION	METHOD		SPLICES: EQRR 169,194 LUGS: EQRR 171
OPERATING TIME	180 DAYS	180 DAYS	78	9	TEST & ANAL		
TEMPERATURE (F)	340	346	85	9	TEST & ANAL		MAINTENANCE REQUIREMENTS: NONE
PRESSURE (PSIA)	58.7	127.7	85	9	TEST		
RELATIVE HUMIDITY (%)	100	100	85	9	TEST		
RADIATION	7.28 E7 G 6.25 E4 B	2.01 E8	85,NOTE 2	9	TEST & ANAL		REMARKS: SPECIFIED ENVIRONMENTAL PARAMETERS ARE WORST CASE BASED UPON ANALYSIS OF ALL APPLICABLE LOCATIONS.
AGING	40 YRS.	40 YRS.	N/A	9	TEST & ANAL		

DEFICIENCY RESOLUTION:

PREPARED BY: RDC DATE: 05/23/83 REVISION DATE: 06/01/83

FACILITY: LGS UNIT: 1 DOCKET: 50-352 EQRR: 22A

REVIEWED BY: FMV DATE: 06/06/83

SYSTEM: CLASS 1E POWER INTERFACES

ACCY: SPEC: N/A
DEMON: N/A
REF: N/A

LOCATION: PRI CONT/SEC CONT

PLANT ID: CABLE-B16

RACK/PANEL: N/A

COMPONENT: 600 VOLT POWER, CONTROL AND INST. CABLE

MODEL NO.: 2/C #2

ASSOC COMP: N/A

ASSOC M/N: XLPE INS.W/NEOPR JACK.

ASSOC. DWG: N/A

ASSOC COMP: N/A

ASSOC M/N: N/A

MANUFACTU: ROCKBESTOS

SERIAL NO: N/A

ASSOC MANF: N/A

ASSOC S/N: N/A

ASSOC MANF: N/A

ASSOC S/N: N/A

SERVICE: VARIOUS SAFETY SYSTEMS.

P.O. NO: E-28B

FUNCTION: ELECTRICAL POWER OR CONTROL SIGNAL TRANSMISSION FOR NORMAL AND ACCIDENT OPERATION.

SUBMERGENCE: N/A

CHEMICAL SPRAY: YES

PARAMETER	ENVIRONMENT		DOCUMENTATION REFERENCE		QUALIFICATION	OUTSTANDING ITEMS	INTERFACES:
	SPECIFICATION	QUALIFICATION	SPECIFICATION	QUALIFICATION	METHOD		SPLICES: EQRR 169,194 LUGS: EQRR 171
OPERATING TIME	180 DAYS	180 DAYS	78	20	TEST & ANAL		
TEMPERATURE (F)	340	346	85	20	TEST & ANAL		MAINTENANCE REQUIREMENTS: NONE
PRESSURE (PSIA)	58.7	127.7	85	20	TEST		
RELATIVE HUMIDITY (%)	100	100	85	20	TEST		
RADIATION	7.28 E7 G 6.25 E4 B	2.01 E8	85,NOTE 2	20	TEST & ANAL		REMARKS: SPECIFIED ENVIRONMENTAL PARAMETERS ARE WORST CASE BASED UPON ANALYSIS OF ALL APPLICABLE LOCATIONS.
AGING	40 YRS.	40 YRS.	N/A	20	TEST & ANAL		

DEFICIENCY RESOLUTION:

PREPARED BY: RDC DATE: 05/23/83 REVISION DATE: 06/01/83

FACILITY: LGS UNIT: 1 DOCKET: 50-352 EQRR: 22C

REVIEWED BY: FMV DATE: 06/06/83

SYSTEM: CLASS 1E POWER INTERFACES

ACCY: SPEC: N/A
DEMON: N/A
REF: N/A

LOCATION: PRI CONT/SEC CONT

PLANT ID: CABLE-816*

RACK/PANEL: N/A

COMPONENT: 600 VOLT POWER, CONTROL AND INST. CABLE
ASSOC COMP: N/A
ASSOC COMP: N/A

MODEL NO.: 2/C #2
ASSOC M/N: XLPE INS.W/NEOPR.JACK.
ASSOC M/N: FACTORY KXL-760 REW.INS

ASSOC. DWG: N/A

MANUFACTU: ROCKBESTOS
ASSOC MANF: N/A
ASSOC MANF: N/A

SERIAL NO: N/A
ASSOC S/N: N/A
ASSOC S/N: N/A

SERVICE: VARIOUS SAFETY SYSTEMS.

P.O. NO: E-28B

FUNCTION: ELECTRICAL POWER OR CONTROL SIGNAL TRANSMISSION FOR NORMAL AND ACCIDENT OPERATION.

SUBMERGENCE: N/A

CHEMICAL SPRAY: YES

PARAMETER	ENVIRONMENT		DOCUMENTATION REFERENCE		QUALIFICATION	OUTSTANDING ITEMS	INTERFACES:
	SPECIFICATION	QUALIFICATION	SPECIFICATION	QUALIFICATION	METHOD		SPLICES: EQRR 169,194 LUGS: EQRR 171
OPERATING TIME	180 DAYS	180 DAYS	78	9	TEST & ANAL		
TEMPERATURE (F)	340	346	85	9	TEST & ANAL		MAINTENANCE REQUIREMENTS: NONE
PRESSURE (PSIA)	58.7	127.7	85	9	TEST		
RELATIVE HUMIDITY (%)	100	100	85	9	TEST		
RADIATION	7.28 E7 G 6.25 E4 B	2.01 E8	85,NOTE 2	9	TEST & ANAL		REMARKS: SPECIFIED ENVIRONMENTAL PARAMETERS ARE WORST CASE BASED UPON ANALYSIS OF ALL APPLICABLE LOCATIONS.
AGING	40 YRS.	40 YRS.	N/A	9	TEST & ANAL		

DEFICIENCY RESOLUTION:

PREPARED BY: RDC DATE: 05/23/83 REVISION DATE: 06/01/83

FACILITY: LGS UNIT: 1 DOCKET: 50-352 EQRR: 22A

REVIEWED BY: FMV DATE: 06/06/83

SYSTEM: CLASS 1E POWER INTERFACES

PLANT ID: CABLE-B17

ACCY: SPEC: N/A
DEMON: N/A
REF: N/A

LOCATION: PRI CONT/SEC CONT

RACK/PANEL: N/A

COMPONENT: 600 VOLT POWER, CONTROL AND INST. CABLE
ASSOC COMP: N/A
ASSOC COMP: N/A

MODEL NO.: 3/C #2
ASSOC M/N: XLPE INS.W/NEOPR JACK.
ASSOC M/N: N/A

ASSOC. DWG: N/A

MANUFACTU: ROCKBESTOS
ASSOC MANF: N/A
ASSOC MANF: N/A

SERIAL NO: N/A
ASSOC S/N: N/A
ASSOC S/N: N/A

SERVICE: VARIOUS SAFETY SYSTEMS.

P.O. NO: E-28B

FUNCTION: ELECTRICAL POWER OR CONTROL SIGNAL TRANSMISSION FOR NORMAL AND ACCIDENT OPERATION.

SUBMERGENCE: N/A

CHEMICAL SPRAY: YES

PARAMETER	ENVIRONMENT		DOCUMENTATION REFERENCE		QUALIFICATION	OUTSTANDING ITEMS	INTERFACES:
	SPECIFICATION	QUALIFICATION	SPECIFICATION	QUALIFICATION	METHOD		SPLICES: EQRR 169,194 LUGS: EQRR 171
OPERATING TIME	180 DAYS	180 DAYS	78	20	TEST & ANAL		
TEMPERATURE (F)	340	346	85	20	TEST & ANAL		MAINTENANCE REQUIREMENTS: NONE
PRESSURE (PSIA)	58.7	127.7	85	20	TEST		
RELATIVE HUMIDITY (%)	100	100	85	20	TEST		
RADIATION	7.28 E7 G 6.25 E4 B	2.01 E8	85,NOTE 2	20	TEST & ANAL		REMARKS: SPECIFIED ENVIRONMENTAL PARAMETERS ARE WORST CASE BASED UPON ANALYSIS OF ALL APPLICABLE LOCATIONS.
AGING	40 YRS.	40 YRS.	N/A	20	TEST & ANAL		

DEFICIENCY RESOLUTION:

PREPARED BY: RDC DATE: 05/23/83 REVISION DATE: 06/01/83

FACILITY: LGS UNIT: 1 DOCKET: 50-352 EQRR: 22C

REVIEWED BY: FMV DATE: 06/06/83

SYSTEM: CLASS 1E POWER INTERFACES

ACCY: SPEC: N/A
DEMON: N/A
REF: N/A

LOCATION: PRI CONT/SEC CONT

PLANT ID: CABLE-B17*

RACK/PANEL: N/A

COMPONENT: 600 VOLT POWER, CONTROL AND INST. CABLE
ASSOC COMP: N/A
ASSOC COMP: N/A

MODEL NO.: 3/C #2
ASSOC M/N: XLPE INS.W/NEOPR.JACK.
ASSOC M/N: FACTORY KXL-760 REW.INS

ASSOC. DWG: N/

MANUFACTU: ROCKBESTOS
ASSOC MANF: N/A
ASSOC MANF: N/A

SERIAL NO: N/A
ASSOC S/N: N/A
ASSOC S/N:

SERVICE: VARIOUS SAFETY SYSTEMS.

P.O. NO: E-288

FUNCTION: ELECTRICAL POWER OR CONTROL SIGNAL TRANSMISSION FOR NORMAL AND ACCIDENT OPERATION.

SUBMERGENCE: N/A

CHEMICAL SPRAY: YES

PARAMETER	ENVIRONMENT		DOCUMENTATION REFERENCE		QUALIFICATION	OUTSTANDING ITEMS	INTERFACES:
	SPECIFICATION	QUALIFICATION	SPECIFICATION	QUALIFICATION	METHOD		SPLICES: EQRR 169,194 LUGS: EQRR 171
OPERATING TIME	180 DAYS	180 DAYS	78	9	TEST & ANAL		
TEMPERATURE (F)	340	346	85	9	TEST & ANAL		MAINTENANCE REQUIREMENTS: NONE
PRESSURE (PSIA)	58.7	127.7	85	9	TEST		
RELATIVE HUMIDITY (%)	100	100	85	9	TEST		
RADIATION	7.28 E7 G 6.25 E4 B	2.01 E8	85,NOTE 2	9	TEST & ANAL		REMARKS: SPECIFIED ENVIRONMENTAL PARAMETERS ARE WORST CASE BASED UPON ANALYSIS OF ALL APPLICABLE LOCATIONS.
AGING	40 YRS.	40 YRS.	N/A	9	TEST & ANAL		

DEFICIENCY RESOLUTION:

PREPARED BY: RDC DATE: 05/23/83 REVISION DATE: 06/30/83

FACILITY: LGS UNIT: 1 DOCKET: 50-352 EQRR: 21

REVIEWED BY: FMV DATE: 06/30/83

SYSTEM: CLASS 1E POWER INTERFACES

ACCY: SPEC: N/A
DEMON: N/A
REF: N/A

LOCATION: SEC CONT

PLANT ID: CABLE-B18

RACK/PANEL: N/A

COMPONENT: 600 VOLT POWER CABLE
ASSOC COMP: N/A
ASSOC COMP: N/A

MODEL NO.: 1/C #2/0
ASSOC M/N: DURASHEATH
ASSOC M/N: EP INS/HYPALON JACKET

ASSOC. DWG: N/A

MANUFACTU: ANACONDA
ASSOC MANF: N/A
ASSOC MANF: N/A

SERIAL NO: N/A
ASSOC S/N: N/A
ASSOC S/N: N/A

SERVICE: VARIOUS SAFETY SYSTEMS

P.O. NO: E-28A

FUNCTION: ELECTRICAL POWER OR CONTROL SIGNAL TRANSMISSION FOR NORMAL AND ACCIDENT OPERATION.

SUBMERGENCE: N/A

CHEMICAL SPRAY: N/A

PARAMETER	ENVIRONMENT		DOCUMENTATION REFERENCE		QUALIFICATION	OUTSTANDING ITEMS	INTERFACES:
	SPECIFICATION	QUALIFICATION	SPECIFICATION	QUALIFICATION	METHOD		SPLICES: EQRR 169,194 LUGS: EQRR 171 TERM. BLKS: EQRR 170
OPERATING TIME	180 DAYS	180 DAYS	78	38	TEST & ANAL.		
TEMPERATURE (F)	311	346	85	38	TEST & ANAL.		MAINTENANCE REQUIREMENTS: NONE
PRESSURE (PSIA)	24.6	98.3	85	38	TEST		
RELATIVE HUMIDITY (%)	100	100	85	38	TEST		
RADIATION	7.28 E7 G 1.38 E6 B	2.04 E8	85	38	TEST		REMARKS: SPECIFIED ENVIRONMENTAL PARAMETERS ARE WORST CASE BASED UPON ANALYSIS OF ALL APPLICABLE LOCATIONS.
AGING	40 YRS.	40 YRS.	N/A	38	TEST		

DEFICIENCY RESOLUTION:

PREPARED BY: RDC DATE: 05/23/83 REVISION DATE: 06/01/83

FACILITY: LGS UNIT: 1 DOCKET: 50-352 EQRR: 22A

REVIEWED BY: FMV DATE: 06/06/83

SYSTEM: CLASS 1E POWER INTERFACES

ACCY: SPEC: N/A
DEMON: N/A
REF: N/A

LOCATION: PRI CONT/SEC CONT

PLANT ID: CABLE-B19

RACK/PANEL: N/A

COMPONENT: 600 VOLT POWER, CONTROL AND INST. CABLE
ASSOC COMP: N/A
ASSOC COMP: N/A

MODEL NO.: 3/C #2/0
ASSOC M/N: XLPE INS.W/NEOPR.JACK.
ASSOC M/N: N/A

ASSOC. DWG: N/A

MANUFACTU: ROCKBESTOS
ASSOC MANF: N/A
ASSOC MANF: N/A

SERIAL NO: N/A
ASSOC S/N: N/A
ASSOC S/N: N/A

SERVICE: VARIOUS SAFETY SYSTEMS.

P.O. NO: E-28B

FUNCTION: ELECTRICAL POWER OR CONTROL SIGNAL TRANSMISSION FOR NORMAL AND ACCIDENT OPERATION.

SUBMERGENCE: N/A

CHEMICAL SPRAY: YES

PARAMETER	ENVIRONMENT		DOCUMENTATION REFERENCE		QUALIFICATION	OUTSTANDING ITEMS	INTERFACES:
	SPECIFICATION	QUALIFICATION	SPECIFICATION	QUALIFICATION	METHOD		SPLICES: EQRR 169,194 LUGS: EQRR 171
OPERATING TIME	180 DAYS	180 DAYS	78	20	TEST & ANAL		
TEMPERATURE (F)	340	346	85	20	TEST & ANAL		MAINTENANCE REQUIREMENTS: NONE
PRESSURE (PSIA)	58.7	127.7	85	20	TEST		
RELATIVE HUMIDITY (%)	100	100	85	20	TEST		
RADIATION	7.28 E7 G 6.25 E4 B	2.01 E8	85,NOTE 2	20	TEST & ANAL		REMARKS: SPECIFIED ENVIRONMENTAL PARAMETERS ARE WORST CASE BASED UPON ANALYSIS OF ALL APPLICABLE LOCATIONS.
AGING	40 YRS.	40 YRS.	N/A	20	TEST & ANAL		

DEFICIENCY RESOLUTION:

PREPARED BY: RDC DATE: 05/23/83 REVISION DATE: 06/01/83

FACILITY: LGS UNIT: 1 DOCKET: 50-352 EQRR: 22C

REVIEWED BY: FMV DATE: 06/06/83

SYSTEM: CLASS 1E POWER INTERFACES

PLANT ID: CABLE-B19*

COMPONENT: 600 VOLT POWER, CONTROL AND INST. CABLE

ASSOC COMP: N/A

ASSOC COMP: N/A

MANUFACTU: ROCKBESTOS

ASSOC MANF: N/A

ASSOC MANF: N/A

SERVICE: VARIOUS SAFETY SYSTEMS.

FUNCTION: ELECTRICAL POWER OR CONTROL SIGNAL TRANSMISSION FOR NORMAL AND ACCIDENT OPERATION.

ACCY: SPEC: N/A
DEMON: N/A
REF: N/A

MODEL NO.: 3/C #2/0

ASSOC M/N: XLPE INS.W/NEOPR.JACK.

ASSOC M/N: FACTORY KXL-760 REW.INS

SERIAL NO: N/A

ASSOC S/N: N/A

ASSOC S/N: N/A

LOCATION: PRI CONT/SEC CONT

RACK/PANEL: N/A

ASSOC. DWG: N/A

P.O. NO: E-288

SUBMERGENCE: N/A

CHEMICAL SPRAY: YES

PARAMETER	ENVIRONMENT		DOCUMENTATION REFERENCE		QUALIFICATION	OUTSTANDING ITEMS	INTERFACES:
	SPECIFICATION	QUALIFICATION	SPECIFICATION	QUALIFICATION	METHOD		SPLICES: EQRR 169,194 LUGS: EQRR 171
OPERATING TIME	180 DAYS	180 DAYS	78	9	TEST & ANAL		
TEMPERATURE (F)	340	346	85	9	TEST & ANAL		MAINTENANCE REQUIREMENTS: NONE
PRESSURE (PSIA)	58.7	127.7	85	9	TEST		
RELATIVE HUMIDITY (%)	100	100	85	9	TEST		
RADIATION	7.28 E7 G 6.25 E4 B	2.01 E8	85,NOTE 2	9	TEST & ANAL		REMARKS: SPECIFIED ENVIRONMENTAL PARAMETERS ARE WORST CASE BASED UPON ANALYSIS OF ALL APPLICABLE LOCATIONS.
AGING	40 YRS.	40 YRS.	N/A	9	TEST & ANAL		

DEFICIENCY RESOLUTION:

PREPARED BY: RDC DATE: 05/23/83 REVISION DATE: 06/30/83

FACILITY: LGS UNIT: 1 DOCKET: 50-352 EQRR: 21

REVIEWED BY: FMV DATE: 06/30/83

SYSTEM: CLASS 1E POWER INTERFACES

PLANT ID: CABLE-B20

COMPONENT: 600 VOLT POWER CABLE

ASSOC COMP: N/A

ASSOC COMP: N/A

MANUFACTU: ANACONDA

ASSOC MANF: N/A

ASSOC MANF: N/A

SERVICE: VARIOUS SAFETY SYSTEMS.

FUNCTION: ELECTRICAL POWER OR CONTROL SIGNAL TRANSMISSION FOR NORMAL AND ACCIDENT OPERATION.

ACCY: SPEC: N/A
DEMON: N/A
REF: N/A

MODEL NO.: 1/C #4/0

ASSOC M/N: DURASHEATH

ASSOC M/N: EP INS/HYPALON JACKET

SERIAL NO: N/A

ASSOC S/N: N/A

ASSOC S/N: N/A

LOCATION: SEC CONT

RACK/PANEL: N/A

ASSOC. DWG: N/A

P.O. NO: E-28A

SUBMERGENCE: N/A

CHEMICAL SPRAY: N/A

PARAMETER	ENVIRONMENT SPECIFICATION	ENVIRONMENT QUALIFICATION	DOCUMENTATION REFERENCE SPECIFICATION	DOCUMENTATION REFERENCE QUALIFICATION	QUALIFICATION METHOD	OUTSTANDING ITEMS	INTERFACES: SPLICES: EQRR 169,194 LUGS: EQRR 171 TERM. BLKS: EQRR 170
OPERATING TIME	180 DAYS	180 DAYS	73	38	TEST & ANAL.		
TEMPERATURE (F)	311	346	85	38	TEST & ANAL.		MAINTENANCE REQUIREMENTS: NONE
PRESSURE (PSIA)	24.6	98.3	85	38	TEST		
RELATIVE HUMIDITY (%)	100	100	85	38	TEST		
RADIATION	7.28 E7 G 1.38 E6 B	2.04 E8	85	38	TEST		REMARKS: SPECIFIED ENVIRONMENTAL PARAMETERS ARE WORST CASE BASED UPON ANALYSIS OF ALL APPLICABLE LOCATIONS.
AGING	40 YRS.	40 YRS.	N/A	38	TEST		

DEFICIENCY RESOLUTION:

PREPARED BY: PDC DATE: 05/23/83 REVISION DATE: 06/01/83

FACILITY: LGS UNIT: 1 DOCKET: 50-352 EQRR: 22A

REVIEWED BY: FMV DATE: 06/06/83

SYSTEM: CLASS 1E POWER INTERFACES

PLANT ID: CABLE-821

COMPONENT: 600 VOLT POWER, CONTROL AND INST. CABLE

ASSOC COMP: N/A

ASSOC COMP: N/A

MANUFACTU: ROCKBESTOS

ASSOC MANF: N/A

ASSOC MANF: N/A

SERVICE: VARIOUS SAFETY SYSTEMS.

FUNCTION: ELECTRICAL POWER OR CONTROL SIGNAL TRANSMISSION FOR NORMAL AND ACCIDENT OPERATION.

ACCY: SPEC: N/A
DEMON: N/A
REF: N/A

MODEL NO.: 3/C #4/0

ASSOC M/N: XLPE INS.W/NEOPR.JACK.

ASSOC M/N: N/A

SERIAL NO: N/A

ASSOC S/N: N/A

ASSOC S/N: N/A

LOCATION: PRI CONT/SEC CONT

RACK/PANEL: N/A

ASSOC. DWG: N/A

P.O. NO: E-20B

SUBMERGENCE: N/A

CHEMICAL SPRAY: YES

PARAMETER	ENVIRONMENT		DOCUMENTATION REFERENCE		QUALIFICATION	OUTSTANDING ITEMS	INTERFACES:
	SPECIFICATION	QUALIFICATION	SPECIFICATION	QUALIFICATION	METHOD		SPLICES: EQRR 169,194 LUGS: EQRR 171
OPERATING TIME	180 DAYS	180 DAYS	78	20	TEST & ANAL		
TEMPERATURE (F)	340	346	85	20	TEST & ANAL		MAINTENANCE REQUIREMENTS: NONE
PRESSURE (PSIA)	58.7	127.7	85	20	TEST		
RELATIVE HUMIDITY (%)	100	100	85	20	TEST		
RADIATION	7.28 E7 G 6.25 E4 B	2.01 E8	85,NOTE 2	20	TEST & ANAL		REMARKS: SPECIFIED ENVIRONMENTAL PARAMETERS ARE WORST CASE BASED UPON ANALYSIS OF ALL APPLICABLE LOCATIONS.
AGING	40 YRS.	40 YRS.	N/A	20	TEST & ANAL		

DEFICIENCY RESOLUTION:

PREPARED BY: RDC DATE: 05/23/83 REVISION DATE: 06/01/83

FACILITY: LGS UNIT: 1 DOCKET: 50-352 EQRR: 22C

REVIEWED BY: FMV DATE: 06/06/83

SYSTEM: CLASS 1E POWER INTERFACES

ACCY: SPEC: N/A
DEMON: N/A
REF: N/A

LOCATION: PRI CONT/SEC CONT

PLANT ID: CABLE-B21*

RACK/PANEL: N/A

COMPONENT: 600 VOLT POWER, CONTROL AND INST. CABLE
ASSOC COMP: N/A
ASSOC COMP: N/A

MODEL NO.: 3/C #4/0
ASSOC M/N: XLPE INS.W/NEOPR.JACK.
ASSOC M/N: FACTORY KXL-760 REN.INS

ASSOC. DWG: N/A

MANUFACTU: ROCKBESTOS
ASSOC MANF: N/A
ASSOC MANF: N/A

SERIAL NO: N/A
ASSOC S/N: N/A
ASSOC S/N: N/A

SERVICE: VARIOUS SAFETY SYSTEMS.

P.O. NO: E-28B

FUNCTION: ELECTRICAL POWER OR CONTROL SIGNAL TRANSMISSION FOR NORMAL AND ACCIDENT OPERATION.

SUBMERGENCE: N/A

CHEMICAL SPRAY: YES

PARAMETER	ENVIRONMENT		DOCUMENTATION REFERENCE		QUALIFICATION	OUTSTANDING ITEMS	INTERFACES:
	SPECIFICATION	QUALIFICATION	SPECIFICATION	QUALIFICATION	METHOD		SPLICES: EQRR 169,194 LUGS: EQRR 171
OPERATING TIME	180 DAYS	180 DAYS	78	9	TEST & ANAL		
TEMPERATURE (F)	340	346	85	9	TEST & ANAL		MAINTENANCE REQUIREMENTS: NONE
PRESSURE (PSIA)	58.7	127.7	85	9	TEST		
RELATIVE HUMIDITY (%)	100	100	85	9	TEST		
RADIATION	7.28 E7 G 6.25 E4 B	2.01 E8	85,NOTE 2	9	TEST & ANAL		REMARKS: SPECIFIED ENVIRONMENTAL PARAMETERS ARE WORST CASE BASED UPON ANALYSIS OF ALL APPLICABLE LOCATIONS.
AGING	40 YRS.	40 YRS.	N/A	9	TEST & ANAL		

DEFICIENCY RESOLUTION:

PREPARED BY: RDC DATE: 05/23/83 REVISION DATE: 06/30/83

FACILITY: LGS UNIT: 1 DOCKET: 50-352 EQRR: 21

REVIEWED BY: FMV DATE: 06/30/83

SYSTEM: CLASS 1E POWER INTERFACES

ACCY: SPEC: N/A
DENON: N/A
REF: N/A

LOCATION: PRI CONT/SEC CONT

PLANT ID: CABLE-B22

RACK/PANEL: N/A

COMPONENT: 600 VOLT POWER CABLE
ASSOC COMP: N/A
ASSOC COMP: N/A

MODEL NO.: 1/C 350 KCMIL
ASSOC M/N: DURASHEATH
ASSOC M/N: EP INS/HYPALON JACKET

ASSOC. DWG: N/A

MANUFACTU: ANACONDA
ASSOC MANF: N/A
ASSOC MANF: N/A

SERIAL NO: N/A
ASSOC S/N: N/A
ASSOC S/N: N/A

SERVICE: VARIOUS SAFETY SYSTEMS

P.O. NO: E-28A

FUNCTION: ELECTRICAL POWER OR CONTROL SIGNAL TRANSMISSION FOR NORMAL AND ACCIDENT OPERATION.

SUBMERGENCE: N/A

CHEMICAL SPRAY: N/A

PARAMETER	ENVIRONMENT		DOCUMENTATION REFERENCE		QUALIFICATION	OUTSTANDING ITEMS	INTERFACES:
	SPECIFICATION	QUALIFICATION	SPECIFICATION	QUALIFICATION	METHOD		SPLICES: EQRR 169,194 LUGS: EQRR 171 TERM. BLKS: EQRR 170
OPERATING TIME	180 DAYS	180 DAYS	78	38	TEST & ANAL.		
TEMPERATURE (F)	120	346	85	38	TEST & ANAL.		MAINTENANCE REQUIREMENTS: NONE
PRESSURE (PSIA)	14.7	98.3	85	38	TEST		
RELATIVE HUMIDITY (%)	90	100	85	38	TEST		
RADIATION	7.28 E7 G 1.18 E9 B	2.04 E8	85	38	TEST		REMARKS: SPECIFIED ENVIRONMENTAL PARAMETERS ARE WORST CASE BASED UPON ANALYSIS OF ALL APPLICABLE LOCATIONS.
AGING	40 YRS	40 YRS	N/A	38	TEST		

DEFICIENCY RESOLUTION:

PREPARED BY: RDC DATE: 05/23/83 REVISION DATE: 06/30/83

FACILITY: LGS UNIT: 1 DOCKET: 50-352 EQRR: 21

REVIEWED BY: FMV DATE: 06/30/83

SYSTEM: CLASS 1E POWER INTERFACES

ACCY: SPEC: N/A
DEMON: N/A
REF: N/A

LOCATION: SEC CONT

PLANT ID: CABLE-B23

RACK/PANEL: N/A

COMPONENT: 600 VOLT POWER CABLE
ASSOC COMP: N/A
ASSOC COMP: N/A

MODEL NO.: 1/C #500 KCMIL
ASSOC M/N: DURASHEATH
ASSOC M/N: EP INS./HYPALON JACKET

ASSOC. DWG: N/A

MANUFACTU: ANACONDA
ASSOC MANF: N/A
ASSOC MANF: N/A

SERIAL NO: N/A
ASSOC S/N: N/A
ASSOC S/N: N/A

SERVICE: VARIOUS SAFETY SYSTEMS

P.O. NO: E-28A

FUNCTION: ELECTRICAL POWER OR CONTROL SIGNAL TRANSMISSION FOR NORMAL AND ACCIDENT OPERATION.

SUBMERGENCE: N/A

CHEMICAL SPRAY: N/A

PARAMETER	ENVIRONMENT		DOCUMENTATION REFERENCE		QUALIFICATION	OUTSTANDING ITEMS	INTERFACES:
	SPECIFICATION	QUALIFICATION	SPECIFICATION	QUALIFICATION	METHOD		SPLICES: EQRR 169,194 LUGS: EQRR 171 TERM. BLKS: EQRR 170
OPERATING TIME	180 DAYS	180 DAYS	78	38	TEST & ANAL.		
TEMPERATURE (F)	311	346	85	38	TEST & ANAL.		MAINTENANCE REQUIREMENTS: NONE
PRESSURE (PSIA)	24.6	98.3	85	38	TEST		
RELATIVE HUMIDITY (%)	100	100	85	38	TEST		
RADIATION	7.28 E7 G 1.38 E6 B	2.04 E8	85	38	TEST		REMARKS: SPECIFIED ENVIRONMENTAL PARAMETERS ARE WORST CASE BASED UPON ANALYSIS OF ALL APPLICABLE LOCATIONS.
AGING	40 YRS	40 YRS	N/A	38	TEST		

DEFICIENCY RESOLUTION:

PREPARED BY: RDC DATE: 05/23/83 REVISION DATE: 06/30/83

FACILITY: LGS UNIT: 1 DOCKET: 50-352 EQRR: 21

REVIEWED BY: FMV DATE: 06/30/83

SYSTEM: CLASS 1E POWER INTERFACES

ACCY: SPEC: N/A DEMON: N/A REF: N/A

LOCATION: SEC CONT

PLANT ID: CABLE-B24

RACK/PANEL: N/A

COMPONENT: 600 VOLT POWER CABLE

MODEL NO.: 1/C #750 KCMIL

ASSOC COMP: N/A

ASSOC M/N: DURASHEATH

ASSOC. DWG: N/A

ASSOC COMP: N/A

ASSOC M/N: EP INS./HYPALON JACKET

MANUFACTU: ANACONDA

SERIAL NO: N/A

ASSOC MANF: N/A

ASSOC S/N: N/A

ASSOC MANF: N/A

ASSOC S/N: N/A

SERVICE: VARIOUS SAFETY SYSTEMS

P.O. NO: E-28A

FUNCTION: ELECTRICAL POWER OR CONTROL SIGNAL TRANSMISSION FOR NORMAL AND ACCIDENT OPERATION.

SUBMERGENCE: N/A

CHEMICAL SPRAY: N/A

PARAMETER	ENVIRONMENT		DOCUMENTATION REFERENCE		QUALIFICATION	OUTSTANDING ITEMS	INTERFACES:
	SPECIFICATION	QUALIFICATION	SPECIFICATION	QUALIFICATION	METHOD		SPLICES: EQRR 169,194 LUGS: EQRR 171 TERM. BLKS: EQRR 170
OPERATING TIME	180 DAYS	180 DAYS	78	38	TEST & ANAL.		
TEMPERATURE (F)	311	346	85	38	TEST & ANAL.		MAINTENANCE REQUIREMENTS: NONE
PRESSURE (PSIA)	24.6	98.3	85	38	TEST		
RELATIVE HUMIDITY (%)	100	100	85	38	TEST		
RADIATION	7.28 E7 G 1.38 E6 B	2.04 E8	85	38	TEST		REMARKS: SPECIFIED ENVIRONMENTAL PARAMETERS ARE WORST CASE BASED UPON ANALYSIS OF ALL APPLICABLE LOCATIONS.
AGING	40 YRS.	40 YRS.	N/A	38	TEST		

DEFICIENCY RESOLUTION:

PREPARED BY: RDC DATE: 05/23/83 REVISION DATE: 06/01/83

FACILITY: LGS UNIT: 1 DOCKET: 50-352 EQRR: 22A

REVIEWED BY: FMV DATE: 06/06/83

SYSTEM: CLASS 1E POWER INTERFACES

PLANT ID: CABLE-B55

ACCY: SPEC: N/A
DEMON: N/A
REF: N/A

LOCATION: PRI CONT/SEC CONT

RACK/PANEL: N/A

COMPONENT: 600 VOLT POWER, CONTROL AND INST. CABLE
ASSOC COMP: N/A
ASSOC COMP: N/A

MODEL NO.: 5/C #10
ASSOC M/N: XLPE INS.W/NEOPR.JACK.
ASSOC M/N: N/A

ASSOC. DWG: N/A

MANUFACTU: ROCKBESTOS
ASSOC MANF: N/A
ASSOC MANF: N/A

SERIAL NO: N/A
ASSOC S/N: N/A
ASSOC S/N: N/A

SERVICE: VARIOUS SAFETY SYSTEMS.

P.O. NO: E-28B

FUNCTION: ELECTRICAL POWER OR CONTROL SIGNAL TRANSMISSION FOR NORMAL AND ACCIDENT OPERATION.

SUBMERGENCE: N/A

CHEMICAL SPRAY: YES

PARAMETER	ENVIRONMENT		DOCUMENTATION REFERENCE		QUALIFICATION	OUTSTANDING ITEMS	INTERFACES:
	SPECIFICATION	QUALIFICATION	SPECIFICATION	QUALIFICATION	METHOD		SPLICES: EQRR 169,194 LUGS: EQRR 171
OPERATING TIME	180 DAYS	180 DAYS	78	20	TEST & ANAL		
TEMPERATURE (F)	340	346	85	20	TEST & ANAL		MAINTENANCE REQUIREMENTS: NONE
PRESSURE (PSIA)	58.7	127.7	85	20	TEST		
RELATIVE HUMIDITY (%)	100	100	85	20	TEST		
RADIATION	7.28 E7 G 6.25 E4 B	2.01 E8	85,NOTE 2	20	TEST & ANAL		REMARKS: SPECIFIED ENVIRONMENTAL PARAMETERS ARE WORST CASE BASED UPON ANALYSIS OF ALL APPLICABLE LOCATIONS.
AGING	40 YRS.	40 YRS.	N/A	20	TEST & ANAL		

DEFICIENCY RESOLUTION:

PREPARED BY: PDC DATE: 05/23/83 REVISION DATE: 06/01/83

FACILITY: LGS UNIT: 1 DOCKET: 50-352 EQRR: 22C

REVIEWED BY: FMV DATE: 06/06/83

SYSTEM: CLASS 1E POWER INTERFACES

ACCY: SPEC: N/A DEMON: N/A REF: N/A

LOCATION: PRI CONT/SEC CONT

PLANT ID: CABLE-B55*

RACK/PANEL: N/A

COMPONENT: 600 VOLT POWER, CONTROL AND INST. CABLE

MODEL NO.: 5/C #10

ASSOC COMP: N/A

ASSOC M/N: XLPE INS.W/NEOPR.JACK.

ASSOC. DWG: N/A

ASSOC COMP: N/A

ASSOC M/N: FACTORY KXL-760 REW.INS

MANUFACTU: ROCKBESTOS

SERIAL NO: N/A

ASSOC MANF: N/A

ASSOC S/N: N/A

ASSOC MANF: N/A

ASSOC S/N: N/A

SERVICE: VARIOUS SAFETY SYSTEMS.

P.O. NO: E-28B

FUNCTION: ELECTRICAL POWER OR CONTROL SIGNAL TRANSMISSION FOR NORMAL AND ACCIDENT OPERATION.

SUBMERGENCE: N/A

CHEMICAL SPRAY: YES

PARAMETER	ENVIRONMENT		DOCUMENTATION REFERENCE		QUALIFICATION	OUTS ANDING ITEMS	INTERFACES:
	SPECIFICATION	QUALIFICATION	SPECIFICATION	QUALIFICATION	METHOD		SPLICES: EQRR 169,194 LUGS: EQRR 171.
OPERATING TIME	180 DAYS	180 DAYS	78	9	TEST & ANAL		
TEMPERATURE (F)	340	346	85	9	TEST & ANAL		MAINTENANCE REQUIREMENTS: NONE
PRESSURE (PSIA)	58.7	127.7	85	9	TEST		
RELATIVE HUMIDITY (%)	100	100	85	9	TEST		
RADIATION	7.28 E7 G 6.25 E4 B	2.01 E8	85,NOTE 2	9	TEST & ANAL		REMARKS: SPECIFIED ENVIRONMENTAL PARAMETERS ARE WORST CASE BASED UPON ANALYSIS OF ALL APPLICABLE LOCATIONS.
AGING	40 YRS.	40 YRS.	N/A	9	TEST & ANAL		

DEFICIENCY RESOLUTION:

PREPARED BY: RDC DATE: 05/23/83 REVISION DATE: 06/01/83

FACILITY: LGS UNIT: 1 DOCKET: 50-352 EQRR: 22A

REVIEWED BY: FMV DATE: 06/06/83

SYSTEM: CLASS 1E POWER INTERFACES

ACCY: SPEC: N/A
DEMON: N/A
REF: N/A

LOCATION: PRI CONT/SEC CONT

PLANT ID: CABLE-B56

RACK/PANEL: N/A

COMPONENT: 600 VOLT POWER, CONTROL AND INST. CABLE

MODEL NO.: 5/C #8

ASSOC COMP: N/A

ASSOC M/N: XLPE INS.W/NEOPR.JACK.

ASSOC. DWG: N/A

ASSOC COMP: N/A

ASSOC M/N: N/A

MANUFACTU: ROCKBESTOS

SERIAL NO: N/A

ASSOC MANF: N/A

ASSOC S/N: N/A

ASSOC MANF: N/A

ASSOC S/N: N/A

SERVICE: VARIOUS SAFETY SYSTEMS.

P.O. NO: E-28B

FUNCTION: ELECTRICAL POWER OR CONTROL SIGNAL TRANSMISSION FOR NORMAL AND ACCIDENT OPERATION.

SUBMERGENCE: N/A

CHEMICAL SPRAY: YES

PARAMETER	ENVIRONMENT		DOCUMENTATION REFERENCE		QUALIFICATION	OUTSTANDING ITEMS	INTERFACES:
	SPECIFICATION	QUALIFICATION	SPECIFICATION	QUALIFICATION	METHOD		SPLICES: EQRR 169,194 LUGS: EQRR 171
OPERATING TIME	180 DAYS	180 DAYS	78	20	TEST & ANAL		
TEMPERATURE (F)	340	346	85	20	TEST & ANAL		MAINTENANCE REQUIREMENTS: NONE
PRESSURE (PSIA)	58.7	127.7	85	20	TEST		
RELATIVE HUMIDITY (%)	100	100	85	20	TEST		
RADIATION	7.28 E7 G 6.25 E4 B	2.01 E8	85,NOTE 2	20	TEST & ANAL		REMARKS: SPECIFIED ENVIRONMENTAL PARAMETERS ARE WORST CASE BASED UPON ANALYSIS OF ALL APPLICABLE LOCATIONS.
AGING	40 YRS.	40 YRS.	N/A	20	TEST & ANAL		

DEFICIENCY RESOLUTION:

PRINTED 04/24/84

PREPARED BY: RDC DATE: 05/23/83 REVISION DATE: 06/01/83

FACILITY: LGS UNIT: 1 DOCKET: 50-352 EQRR: 22C

REVIEWED BY: FMV DATE: 06/06/83

SYSTEM: CLASS 1E POWER INTERFACES

PLANT ID: CABLE-B56*

COMPONENT: 600 VOLT POWER, CONTROL AND INST. CABLE
ASSOC COMP: N/A
ASSOC COMP: N/A

MANUFACTU: ROCKBESTOS
ASSOC MANF: N/A
ASSOC MANF: N/A

SERVICE: VARIOUS SAFETY SYSTEMS.

FUNCTION: ELECTRICAL POWER OR CONTROL SIGNAL TRANSMISSION FOR NORMAL AND ACCIDENT OPERATION.

ACCY: SPEC: N/A
DEMON: N/A
REF: N/A

MODEL NO.: 5/C #8
ASSOC M/N: XLPE INS.W/NEOPR.JACK.
ASSOC M/N: FACTORY KXL-760 REW.INS

SERIAL NO: N/A
ASSOC S/N: N/A
ASSOC S/N: N/A

LOCATION: PRI CONT/SEC CONT

RACK/PANEL: N/A

ASSOC. DWG: N/A

P.O. NO: E-28B

SUBMERGENCE: N/A

CHEMICAL SPRAY: YES

PARAMETER	ENVIRONMENT		DOCUMENTATION REFERENCE		QUALIFICATION	OUTSTANDING ITEMS
	SPECIFICATION	QUALIFICATION	SPECIFICATION	QUALIFICATION	METHOD	
OPERATING TIME	180 DAYS	180 DAYS	78	9	TEST & ANAL	
TEMPERATURE (F)	340	346	85	9	TEST & ANAL	
PRESSURE (PSIA)	58.7	127.7	85	9	TEST	
RELATIVE HUMIDITY (%)	100	100	85	9	TEST	
RADIATION	7.28 E7 G 6.25 E4 B	2.01 E8	85,NOTE 2	9	TEST & ANAL	
AGING	40 YRS.	40 YRS.	N/A	9	TEST & ANAL	

INTERFACES:
SPLICES: EQRR 169,194
LUGS: EQRR 171

MAINTENANCE REQUIREMENTS:
NONE

REMARKS:
SPECIFIED ENVIRONMENTAL PARAMETERS ARE WORST CASE BASED UPON ANALYSIS OF ALL APPLICABLE LOCATIONS.

DEFICIENCY RESOLUTION:

PREPARED BY: RDC DATE: 05/23/83 REVISION DATE: 06/01/83

FACILITY: LGS UNIT: 1 DOCKET: 50-352 EQRR: 22A

REVIEWED BY: FMV DATE: 06/06/83

SYSTEM: CLASS 1E POWER INTERFACES

ACCY: SPEC: N/A
DEMON: N/A
REF: N/A

LOCATION: PRI CONT/SEC CONT

PLANT ID: CABLE-B57

RACK/PANEL: N/A

COMPONENT: 600 VOLT POWER, CONTROL AND INST. CABLE
ASSOC COMP: N/A
ASSOC COMP: N/A

MODEL NO.: 5/C #4
ASSOC M/N: XLPE INS.W/NEOPR.JACK.
ASSOC M/N: N/A

ASSOC. DWG: N/A

MANUFACTU: ROCKBESTOS
ASSOC MANF: N/A
ASSOC MANF: N/A

SERIAL NO: N/A
ASSOC S/N: N/A
ASSOC S/N: N/A

SERVICE: VARIOUS SAFETY SYSTEMS.

P.O. NO: E-28B

FUNCTION: ELECTRICAL POWER OR CONTROL SIGNAL TRANSMISSION FOR NORMAL AND ACCIDENT OPERATION.

SUBMERGENCE: N/A

CHEMICAL SPRAY: YES

PARAMETER	ENVIRONMENT		DOCUMENTATION REFERENCE		QUALIFICATION	OUTSTANDING ITEMS	INTERFACES:
	SPECIFICATION	QUALIFICATION	SPECIFICATION	QUALIFICATION	METHOD		SPLICES: EQRR 169,194 LUGS: EQRR 171
OPERATING TIME	180 DAYS	180 DAYS	78	20	TEST & ANAL		
TEMPERATURE (F)	340	346	85	20	TEST & ANAL		MAINTENANCE REQUIREMENTS: NONE
PRESSURE (PSIA)	58.7	127.7	85	20	TEST		
RELATIVE HUMIDITY (%)	100	100	85	20	TEST		
RADIATION	7.28 E7 G 6.25 E4 B	2.01 E8	85,NOTE 2	20	TEST & ANAL		REMARKS: SPECIFIED ENVIRONMENTAL PARAMETERS ARE WORST CASE BASED UPON ANALYSIS OF ALL APPLICABLE LOCATIONS.
AGING	40 YRS.	40 YRS.	N/A	20	TEST & ANAL		

DEFICIENCY RESOLUTION:

PREPARED BY: RDC DATE: 05/23/83 REVISION DATE: 06/01/83

FACILITY: LGS UNIT: 1 DOCKET: 50-352 EQRR: 22C

REVIEWED BY: FMV DATE: 06/06/83

SYSTEM: CLASS 1E POWER INTERFACES

PLANT ID: CABLE-B57*

ACCY: SPEC: N/A
DEMON: N/A
REF: N/A

LOCATION: PRI CONT/SEC CONT

PACK/PANEL: N/A

COMPONENT: 600 VOLT POWER, CONTROL AND INST. CABLE
ASSOC COMP: N/A
ASSOC COMP: N/A

MODEL NO.: 5/C #4
ASSOC M/N: XLPE INS.W/NEOPR.JACKET
ASSOC M/N: FACTORY KXL-760 REW.INS

ASSOC. DWG: N/A

MANUFACTU: ROCKBESTOS
ASSOC MANF: N/A
ASSOC MANF: N/A

SERIAL NO: N/A
ASSOC S/N: N/A
ASSOC S/N: N/A

SERVICE: VARIOUS SAFETY SYSTEMS.

P.O. NO: E-28B

FUNCTION: ELECTRICAL POWER OR CONTROL SIGNAL TRANSMISSION FOR NORMAL AND ACCIDENT OPERATION.

SUBMERGENCE: N/A

CHEMICAL SPRAY: YES

PARAMETER	ENVIRONMENT		DOCUMENTATION REFERENCE		QUALIFICATION	OUTSTANDING ITEMS	INTERFACES:
	SPECIFICATION	QUALIFICATION	SPECIFICATION	QUALIFICATION	METHOD		SPLICES: EQRR 169,194 LUGS: EQRR 171
OPERATING TIME	180 DAYS	180 DAYS	78	9	TEST & ANAL		
TEMPERATURE (F)	340	346	85	9	TEST & ANAL		MAINTENANCE REQUIREMENTS: NONE
PRESSURE (PSIA)	58.7	127.7	85	9	TEST		
RELATIVE HUMIDITY (%)	100	100	85	9	TEST		
RADIATION	7.28 E7 G 6.25 E4 B	2.01 E8	85,NOTE 2	9	TEST & ANAL		REMARKS: SPECIFIED ENVIRONMENTAL PARAMETERS ARE WORST CASE BASED UPON ANALYSIS OF ALL APPLICABLE LOCATIONS.
AGING	40 YRS.	40 YRS.	N/A	9	TEST & ANAL		

DEFICIENCY RESOLUTION:

PREPARED BY: RDC DATE: 05/23/83 REVISION DATE: 06/01/83

FACILITY: LGS UNIT: 1 DOCKET: 50-352 EQRR: 22A

REVIEWED BY: FMV DATE: 06/06/83

SYSTEM: CLASS 1E POWER INTERFACES

ACCY: SPEC: N/A
DEMON: N/A
REF: N/A

LOCATION: PRI CONT/SEC CONT

PLANT ID: CABLE-B72

RACK/PANEL: N/A

COMPONENT: 600 VOLT POWER, CONTROL AND INST. CABLE

MODEL NO.: 4/C #2

ASSOC COMP: N/A

ASSOC M/N: XLPE INS.W/NEOPR.JACK.

ASSOC. DWG: N/A

ASSOC COMP: N/A

ASSOC M/N: N/A

MANUFACTU: ROCKBESTOS

SERIAL NO: N/A

ASSOC MANF: N/A

ASSOC S/N: N/A

ASSOC MANF: N/A

ASSOC S/N: N/A

SERVICE: VARIOUS SAFETY SYSTEMS.

P.O. NO: E-28B

FUNCTION: ELECTRICAL POWER OR CONTROL SIGNAL TRANSMISSION FOR NORMAL AND ACCIDENT OPERATION.

SUBMERGENCE: N/A

CHEMICAL SPRAY: YES

PARAMETER	ENVIRONMENT		DOCUMENTATION REFERENCE		QUALIFICATION	OUTSTANDING ITEMS	INTERFACES:
	SPECIFICATION	QUALIFICATION	SPECIFICATION	QUALIFICATION	METHOD		SPLICES: EQRR 169,194 LUGS: EQRR 171
OPERATING TIME	180 DAYS	180 DAYS	78	20	TEST & ANAL		
TEMPERATURE (F)	340	346	85	20	TEST & ANAL		MAINTENANCE REQUIREMENTS: NONE
PRESSURE (PSIA)	58.7	127.7	85	20	TEST		
RELATIVE HUMIDITY (%)	100	100	85	20	TEST		
RADIATION	7.28 E7 G 6.25 E4 B	2.01 E8	85,NOTE 2	20	TEST & ANAL		REMARKS: SPECIFIED ENVIRONMENTAL PARAMETERS ARE WORST CASE BASED UPON ANALYSIS OF ALL APPLICABLE LOCATIONS.
AGING	40 YRS.	40 YRS.	N/A	20	TEST & ANAL		

DEFICIENCY RESOLUTION:

PREPARED BY: RDC DATE: 05/23/83 REVISION DATE: 06/01/83

FACILITY: LGS UNIT: 1 DOCKET: 50-352 EQRR: 22C

REVIEWED BY: FMV DATE: 06/06/83

SYSTEM: CLASS 1E POWER INTERFACES

PLANT ID: CABLE-B72*

ACCY: SPEC: N/A
DEMON: N/A
REF: N/A

LOCATION: PRI CONT/SEC CONT

RACK/PANEL: N/A

COMPONENT: 600 VOLT POWER, CONTROL AND INST. CABLE
ASSOC CONP: N/A
ASSOC CONP: N/A

MODEL NO.: 4/C #2
ASSOC M/N: XLPE INS.W/NEOPR.JACKET
ASSOC M/N: FACTORY KXL-760 REW.INS

ASSOC. DWG: N/A

MANUFACTU: ROCKBESTOS
ASSOC MANF: N/A
ASSOC MANF: N/A

SERIAL NO: N/A
ASSOC S/N: N/A
ASSOC S/N: N/A

SERVICE: VARIOUS SAFETY SYSTEMS.

P.O. NO: E-28B

FUNCTION: ELECTRICAL POWER OR CONTROL SIGNAL TRANSMISSION FOR NORMAL AND ACCIDENT OPERATION.

SUBMERGENCE: N/A

CHEMICAL SPRAY: YES

PARAMETER	ENVIRONMENT		DOCUMENTATION REFERENCE		QUALIFICATION	OUTSTANDING ITEMS	INTERFACES:
	SPECIFICATION	QUALIFICATION	SPECIFICATION	QUALIFICATION	METHOD		SPLICES: EQRR 169,194 LUGS: EQRR 171
OPERATING TIME	180 DAYS	180 DAYS	78	9	TEST & ANAL		
TEMPERATURE (F)	340	346	85	9	TEST & ANAL		MAINTENANCE REQUIREMENTS: NONE
PRESSURE (PSIA)	58.7	127.7	85	9	TEST		
RELATIVE HUMIDITY (%)	100	100	85	9	TEST		
RADIATION	7.28 E7 G 6.25 E4 B	2.01 E8	85,NOTE 2	9	TEST & ANAL		REMARKS: SPECIFIED ENVIRONMENTAL PARAMETERS ARE WORST CASE BASED UPON ANALYSIS OF ALL APPLICABLE LOCATIONS.
AGING	40 YRS.	40 YRS.	N/A	9	TEST & ANAL		

DEFICIENCY RESOLUTION:

PREPARED BY: RDC DATE: 05/23/83 REVISION DATE: 06/01/83

FACILITY: LGS UNIT: 1 DOCKET: 50-352 EQRR: 22A

REVIEWED BY: FMV DATE: 06/06/83

SYSTEM: CLASS 1E POWER INTERFACES

ACCY: SPEC: N/A
DEMON: N/A
REF: N/A

LOCATION: PRI CONT/SEC CONT

PLANT ID: CABLE-B73

RACK/PANEL: N/A

COMPONENT: 600 VOLT POWER, CONTROL AND INST. CABLE

MODEL NO.: 5/C #2

ASSOC COMP: N/A

ASSOC M/N: XLPE INS.W/NEOPR.JACK.

ASSOC. DWG: N/A

ASSOC COMP: N/A

ASSOC M/N: N/A

MANUFACTU: ROCKBESTOS

SERIAL NO: N/A

ASSOC MANF: N/A

ASSOC S/N: N/A

ASSOC MANF: N/A

ASSOC S/N: N/A

SERVICE: VARIOUS SAFETY SYSTEMS.

P.O. NO: E-28B

FUNCTION: ELECTRICAL POWER OR CONTROL SIGNAL TRANSMISSION FOR NORMAL AND ACCIDENT OPERATION.

SUBMERGENCE: N/A

CHEMICAL SPRAY: YES

PARAMETER	ENVIRONMENT		DOCUMENTATION REFERENCE		QUALIFICATION	OUTSTANDING ITEMS	INTERFACES:
	SPECIFICATION	QUALIFICATION	SPECIFICATION	QUALIFICATION	METHOD		SPLICES: EQRR 169,194 LUGS: EQRR 171
OPERATING TIME	180 DAYS	180 DAYS	78	20	TEST & ANAL		
TEMPERATURE (F)	340	346	85	20	TEST & ANAL		MAINTENANCE REQUIREMENTS: NONE
PRESSURE (PSIA)	58.7	127.7	85	20	TEST		
RELATIVE HUMIDITY (%)	100	100	85	20	TEST		
RADIATION	7.28 E7 G 6.25 E4 B	2.01 E8	85,NOTE 2	20	TEST & ANAL		REMARKS: SPECIFIED ENVIRONMENTAL PARAMETERS ARE WORST CASE BASED UPON ANALYSIS OF ALL APPLICABLE LOCATIONS.
AGING	40 YRS.	40 YRS.	N/A	20	TEST & ANAL		

DEFICIENCY RESOLUTION:

PREPARED BY: RDC DATE: 05/23/83 REVISION DATE: 06/01/83

FACILITY: LGS UNIT: 1 DOCKET: 50-352 EQRR: 22C

REVIEWED BY: FMV DATE: 06/06/83

SYSTEM: CLASS 1E POWER INTERFACES

PLANT ID: CABLE-B73*

COMPONENT: 600 VOLT POWER, CONTROL AND INST. CABLE
ASSOC COMP: N/A
ASSOC COMP: N/A

MANUFACTU: ROCKBESTOS
ASSOC MANF: N/A
ASSOC MANF: N/A

SERVICE: VARIOUS SAFETY SYSTEMS.

FUNCTION: ELECTRICAL POWER OR CONTROL SIGNAL TRANSMISSION FOR NORMAL AND ACCIDENT OPERATION.

ACCY: SPEC: N/A
DENON: N/A
REF: N/A

MODEL NO.: 5/C #2
ASSOC M/N: XLPE INS.W/NEOPR.JACKET
ASSOC M/N: FACTORY KXL-760 REW.INS

SERIAL NO: N/A
ASSOC S/N: N/A
ASSOC S/N: N/A

LOCATION: PRI CONT/SEC CONT

RACK/PANEL: N/A

ASSOC. DWG: N/A

P.O. NO: E-28B

SUBMERGENCE: N/A

CHEMICAL SPRAY: YES

PARAMETER	ENVIRONMENT		DOCUMENTATION REFERENCE		QUALIFICATION	OUTSTANDING ITEMS	INTERFACES:
	SPECIFICATION	QUALIFICATION	SPECIFICATION	QUALIFICATION	METHOD		SPLICES: EQRR 169,194 LUGS: EQRR 171
OPERATING TIME	180 DAYS	180 DAYS	78	9	TEST & ANAL		
TEMPERATURE (F)	340	346	85	9	TEST & ANAL		MAINTENANCE REQUIREMENTS: NONE
PRESSURE (PSIA)	58.7	127.7	85	9	TEST		
RELATIVE HUMIDITY (%)	100	100	85	9	TEST		
RADIATION	7.28 E7 G 6.25 E4 B	2.01 E8	85,NOTE 2	9	TEST & ANAL		REMARKS: SPECIFIED ENVIRONMENTAL PARAMETERS ARE WORST CASE BASED UPON ANALYSIS OF ALL APPLICABLE LOCATIONS.
AGING	40 YRS.	40 YRS.	N/A	9	TEST & ANAL		

DEFICIENCY RESOLUTION:

PREPARED BY: RDC DATE: 05/23/83 REVISION DATE: 06/01/83

FACILITY: LGS UNIT: 1 DOCKET: 50-352 EQRR: 22A

REVIEWED BY: FMV DATE: 06/06/83

SYSTEM: CLASS 1E POWER INTERFACES

ACCY: SPEC: N/A
DEMON: N/A
REF: N/A

LOCATION: PRI CONT/SEC CONT

PLANT ID: CABLE-C01

RACK/PANEL: N/A

COMPONENT: 600 VOLT CONTROL CABLE
ASSOC COMP: N/A
ASSOC COMP: N/A

MODEL NO.: 2/C #14
ASSOC M/N: XLPE INS.W/NEOPR.JACK.
ASSOC M/N: N/A

ASSOC. DWG: N/A

MANUFACTU: ROCKBESTOS
ASSOC MANF: N/A
ASSOC MANF: N/A

SERIAL NO: N/A
ASSOC S/N: N/A
ASSOC S/N: N/A

SERVICE: VARIOUS SAFETY SYSTEMS.

P.O. NO: E-28B

FUNCTION: ELECTRICAL POWER OR CONTROL SIGNAL TRANSMISSION FOR NORMAL AND ACCIDENT OPERATION.

SUBMERGENCE: N/A

CHEMICAL SPRAY: YES

PARAMETER	ENVIRONMENT		DOCUMENTATION REFERENCE		QUALIFICATION	OUTSTANDING ITEMS	INTERFACES:
	SPECIFICATION	QUALIFICATION	SPECIFICATION	QUALIFICATION	METHOD		SPLICES: EQRR 169,194 LUGS: EQRR 171
OPERATING TIME	180 DAYS	180 DAYS	78	20	TEST & ANAL		
TEMPERATURE (F)	340	346	85	20	TEST & ANAL		MAINTENANCE REQUIREMENTS: NONE
PRESSURE (PSIA)	58.7	127.7	85	20	TEST		
RELATIVE HUMIDITY (%)	100	100	85	20	TEST		
RADIATION	7.28 E7 G 6.25 E4 B	2.01 E8	85,NOTE 2	20	TEST & ANAL		REMARKS: SPECIFIED ENVIRONMENTAL PARAMETERS ARE WORST CASE BASED UPON ANALYSIS OF ALL APPLICABLE LOCATIONS.
AGING	40 YRS.	40 YRS.	N/A	20	TEST & ANAL		

DEFICIENCY RESOLUTION:

PREPARED BY: RDC DATE: 05/23/83 REVISION DATE: 06/01/83

FACILITY: LGS UNIT: 1 DOCKET: 50-352 EQRR: 22B

REVIEWED BY: FMV DATE: 06/06/83

SYSTEM: CLASS 1E POWER INTERFACES

PLANT ID: CABLE-C01*

COMPONENT: 600 VOLT CONTROL CABLE
ASSOC COMP: N/A
ASSOC COMP: N/A

MANUFACTU: ROCKBESTOS
ASSOC MANF: N/A
ASSOC MANF: N/A

SERVICE: VARIOUS SAFETY SYSTEMS.

FUNCTION: ELECTRICAL POWER OR CONTROL SIGNAL TRANSMISSION FOR NORMAL AND ACCIDENT OPERATION.

ACCY: SPEC: N/A
DEMON: N/A
REF: N/A

MODEL NO.: 2/C #14
ASSOC M/N: XLPE INS.W/NEOPR.JACK.
ASSOC M/N: FACTORY KXL-420 INS.REM

SERIAL NO: N/A
ASSOC S/N: N/A
ASSOC S/N: N/A

LOCATION: PRI CONT/SEC CONT

RACK/PANEL: N/A

ASSOC. DWG: N/A

P.O. NO: E-28B

SUBMERGENCE: N/A

CHEMICAL SPRAY: YES

PARAMETER	ENVIRONMENT		DOCUMENTATION REFERENCE		QUALIFICATION	OUTSTANDING ITEMS	INTERFACES:
	SPECIFICATION	QUALIFICATION	SPECIFICATION	QUALIFICATION	METHOD		SPLICES: EQRR 169,194 LUGS: EQRR 171
OPERATING TIME	180 DAYS	180 DAYS	78	10	TEST & ANAL		
TEMPERATURE (F)	340	346	85	10	TEST & ANAL		MAINTENANCE REQUIREMENTS: NONE
PRESSURE (PSIA)	58.7	127.7	85	10	TEST		
RELATIVE HUMIDITY (%)	100	100	85	10	TEST		
RADIATION	7.28 E7 G 6.25 E4 B	2.01 E8	85,NOTE 2	10	TEST & ANAL		REMARKS: SPECIFIED ENVIRONMENTAL PARAMETERS ARE WORST CASE BASED UPON ANALYSIS OF ALL APPLICABLE LOCATIONS.
AGING	40 YRS.	40 YRS.	N/A	10	TEST & ANAL		

DEFICIENCY RESOLUTION:

PREPARED BY: RDC DATE: 05/23/83 REVISION DATE: 06/01/83

FACILITY: LGS UNIT: 1 DOCKET: 50-352 EQRR: 22C

REVIEWED BY: FMV DATE: 06/06/83

SYSTEM: CLASS 1E POWER INTERFACES

ACCY: SPEC: N/A
DEMON: N/A
REF: N/A

LOCATION: PRI CONT/SEC CONT

PLANT ID: CABLE-C01**

RACK/PANEL: N/A

COMPONENT: 600 VOLT CONTROL CABLE
ASSOC COMP: N/A
ASSOC COMP: N/A

MODEL NO.: 2/C #14
ASSOC M/N: XLPE INS.W/NEOPR JACKET
ASSOC M/N: FACTORY KXL-760 INS.REW

ASSOC. DWG: N/A

MANUFACTU: ROCKBESTOS
ASSOC MANF: N/A
ASSOC MANF: N/A

SERIAL NO: N/A
ASSOC S/N: N/A
ASSOC S/N: N/A

SERVICE: VARIOUS SAFETY SYSTEMS.

P.O. NO: E-28B

FUNCTION: ELECTRICAL POWER OR CONTROL SIGNAL TRANSMISSION FOR NORMAL AND ACCIDENT OPERATION.

SUBMERGENCE: N/A

CHEMICAL SPRAY: N/A

PARAMETER	ENVIRONMENT		DOCUMENTATION REFERENCE		QUALIFICATION	OUTSTANDING ITEMS	INTERFACES:
	SPECIFICATION	QUALIFICATION	SPECIFICATION	QUALIFICATION	METHOD		SPLICES: EQRR 169,194 LUGS: EQRR 171
OPERATING TIME	180 DAYS	180 DAYS	78	9	TEST & ANAL		
TEMPERATURE (F)	340	346	85	9	TEST & ANAL		MAINTENANCE REQUIREMENTS: NONE
PRESSURE (PSIA)	58.7	127.7	85	9	TEST		
RELATIVE HUMIDITY (%)	100	100	85	9	TEST		
RADIATION	7.28 E7 G 6.25 E4 B	2.01 E8	85,NOTE 2	9	TEST & ANAL		REMARKS: SPECIFIED ENVIRONMENTAL PARAMETERS ARE WORST CASE BASED UPON ANALYSIS OF ALL APPLICABLE LOCATIONS.
AGING	40 YRS.	40 YRS.	N/A	9	TEST & ANAL		

DEFICIENCY RESOLUTION:

PREPARED BY: RDC DATE: 05/23/83 REVISION DATE: 06/01/83

FACILITY: LGS UNIT: 1 DOCKET: 50-352 EQRR: 22A

REVIEWED BY: FMV DATE: 06/06/83

SYSTEM: CLASS 1E POWER INTERFACES

PLANT ID: CABLE-C02

ACCY: SPEC: N/A
DEMON: N/A
REF: N/A

LOCATION: PRI CONT/SEC CONT

RACK/PANEL: N/A

COMPONENT: 600 VOLT CONTROL CABLE
ASSOC COMP: N/A
ASSOC COMP: N/A

MODEL NO.: 3/C #14
ASSOC M/N: XLPE INS.W/NEOPR.JACK.
ASSOC M/N: N/A

ASSOC. DWG: N/A

MANUFACTU: ROCKBESTOS
ASSOC MANF: N/A
ASSOC MANF: N/A

SERIAL NO: N/A
ASSOC S/N: N/A
ASSOC S/N: N/A

SERVICE: VARIOUS SAFETY SYSTEMS.

P.O. NO: E-28B

FUNCTION: ELECTRICAL POWER OR CONTROL SIGNAL TRANSMISSION FOR NORMAL AND ACCIDENT OPERATION.

SUBMERGENCE: N/A

CHEMICAL SPRAY: YES

PARAMETER	ENVIRONMENT		DOCUMENTATION REFERENCE		QUALIFICATION	OUTSTANDING ITEMS	INTERFACES:
	SPECIFICATION	QUALIFICATION	SPECIFICATION	QUALIFICATION	METHOD		SPLICES: EQRR 169,194 LUGS: EQRR 171
OPERATING TIME	180 DAYS	180 DAYS	78	20	TEST & ANAL		
TEMPERATURE (F)	340	346	85	20	TEST & ANAL		MAINTENANCE REQUIREMENTS: NONE
PRESSURE (PSIA)	58.7	127.7	85	20	TEST		
RELATIVE HUMIDITY (%)	100	100	85	20	TEST		
RADIATION	7.28 E7 G 6.25 E4 B	2.01 E8	85,NOTE 2	20	TEST & ANAL		REMARKS: SPECIFIED ENVIRONMENTAL PARAMETERS ARE WORST CASE BASED UPON ANALYSIS OF ALL APPLICABLE LOCATIONS.
AGING	40	40	N/A	20	TEST & ANAL		

DEFICIENCY RESOLUTION:

PREPARED BY: RDC DATE: 05/23/83 REVISION DATE: 06/01/83

FACILITY: LGS UNIT: 1 DOCKET: 50-352 EQRR: 22B

REVIEWED BY: FMV DATE: 06/06/83

SYSTEM: CLASS 1E POWER INTERFACES

ACCY: SPEC: N/A
DEMON: N/A
REF: N/A

LOCATION: PRI CONT/SEC CONT

PLANT ID: CABLE-C02*

RACK/PANEL: N/A

COMPONENT: 600 VOLT CONTROL CABLE
ASSOC COMP: N/A
ASSOC COMP: N/A

MODEL NO.: 3/C #14
ASSOC M/N: XLPE INS.W/NEOPR.JACK.
ASSOC M/N: FACTORY KXL-420 INS.REW

ASSOC. DWG: N/A

MANUFACTR: ROCKBESTOS
ASSOC MANF: N/A
ASSOC MANF: N/A

SERIAL NO: N/A
ASSOC S/N: N/A
ASSOC S/N: N/A

SERVICE: VARIOUS SAFETY SYSTEMS.

P.O. NO: E-28B

FUNCTION: ELECTRICAL POWER OR CONTROL SIGNAL TRANSMISSION FOR NORMAL AND ACCIDENT OPERATION.

SUBMERGENCE: N/A

CHEMICAL SPRAY: YES

PARAMETER	ENVIRONMENT		DOCUMENTATION REFERENCE		QUALIFICATION	OUTSTANDING ITEMS	INTERFACES:
	SPECIFICATION	QUALIFICATION	SPECIFICATION	QUALIFICATION	METHOD		SPLICES: EQRR 169,194 LUGS: EQRR 171
OPERATING TIME	180 DAYS	180 DAYS	78	10	TEST & ANAL		
TEMPERATURE (F)	340	346	85	10	TEST & ANAL		MAINTENANCE REQUIREMENTS: NONE
PRESSURE (PSIA)	58.7	127.7	85	10	TEST		
RELATIVE HUMIDITY (%)	100	100	85	10	TEST		
RADIATION	7.28 E7 G 6.25 E4 B	2.01 E8	85,NOTE 2	10	TEST & ANAL		REMARKS: SPECIFIED ENVIRONMENTAL PARAMETERS ARE WORST CASE BASED UPON ANALYSIS OF ALL APPLICABLE LOCATIONS.
AGING	40 YRS.	40 YRS.	N/A	10	TEST & ANAL		

DEFICIENCY RESOLUTION:

PREPARED BY: RDC DATE: 05/23/83 REVISION DATE: 06/01/83

FACILITY: LGS UNIT: 1 DOCKET: 50-352 EQRR: 22C

REVIEWED BY: FMV DATE: 06/06/83

SYSTEM: CLASS 1E POWER INTERFACES

PLANT ID: CABLE-C02**

COMPONENT: 600 VOLT CONTROL CABLE
ASSOC COMP: N/A
ASSOC COMP: N/A

MANUFACTU: ROCKBESTOS
ASSOC MANF: N/A
ASSOC MANF: N/A

SERVICE: VARIOUS SAFETY SYSTEMS.

FUNCTION: ELECTRICAL POWER OR CONTROL SIGNAL TRANSMISSION FOR NORMAL AND ACCIDENT OPERATION.

ACCY: SPEC: N/A
DEMON: N/A
REF: N/A

MODEL NO.: 3/C #14
ASSOC M/N: XLPE INS.W/NEOPR JACK
ASSOC M/N: FACTORY KXL-760 INS.REW

SERIAL NO: N/A
ASSOC S/N: N/A
ASSOC S/N: N/A

LOCATION: PRI CONT/SEC CONT

RACK/PANEL: N/A

ASSOC. DWG: N/A

P.O. NO: E-288

SUBMERGENCE: N/A

CHEMICAL SPRAY: N/A

PARAMETER	ENVIRONMENT		DOCUMENTATION REFERENCE		QUALIFICATION	OUTSTANDING ITEMS	INTERFACES:
	SPECIFICATION	QUALIFICATION	SPECIFICATION	QUALIFICATION	METHOD		SPLICES: EQRR 169,194 LUGS: EQRR 171
OPERATING TIME	180 DAYS	160 DAYS	78	9	TEST & ANAL		
TEMPERATURE (F)	340	346	85	9	TEST & ANAL		MAINTENANCE REQUIREMENTS: NONE
PRESSURE (PSIA)	58.7	127.7	85	9	TEST		
RELATIVE HUMIDITY (%)	100	100	85	9	TEST		
RADIATION	7.28 E7 G 6.25 E4 B	2.01 E8	85,NOTE 2	9	TEST & ANAL		REMARKS: SPECIFIED ENVIRONMENTAL PARAMETERS ARE WORST CASE BASED UPON ANALYSIS OF ALL APPLICABLE LOCATIONS.
AGING	40 YRS.	40 YRS.	N/A	9	TEST & ANAL		

DEFICIENCY RESOLUTION:

PREPARED BY: RDC DATE: 05/23/83 REVISION DATE: 08/01/83

FACILITY: LGS UNIT: 1 DOCKET: 50-352 EQRR: 22A

REVIEWED BY: FMV DATE: 08/01/83

SYSTEM: CLASS 1E POWER INTERFACES

PLANT ID: CABLE-C03

COMPONENT: 600 VOLT CONTROL CABLE
ASSOC COMP: N/A
ASSOC COMP: N/A

MANUFACTU: ROCKBESTOS
ASSOC MANF: N/A
ASSOC MANF: N/A

SERVICE: VARIOUS SAFETY SYSTEMS.

FUNCTION: ELECTRICAL POWER OR CONTROL SIGNAL TRANSMISSION FOR NORMAL AND ACCIDENT OPERATION.

ACCY: SPEC: N/A
DEMON: N/A
REF: N/A

MODEL NO.: 5/C #14
ASSOC M/N: XLPE INS.W/NEOPR.JACK.
ASSOC M/N: N/A

SERIAL NO: N/A
ASSOC S/N: N/A
ASSOC S/N: N/A

LOCATION: FRI CONT/SEC CONT

RACK/PANEL: N/A

ASSOC. DWG: N/A

P.O. NO: E-28B

SUBMERGENCE: N/A

CHEMICAL SPRAY: YES

PARAMETER	ENVIRONMENT		DOCUMENTATION REFERENCE		QUALIFICATION	OUTSTANDING ITEMS	INTERFACES:
	SPECIFICATION	QUALIFICATION	SPECIFICATION	QUALIFICATION	METHOD		SPLICES: EQRR 169,194 LUGS: EQRR 171
OPERATING TIME	180 DAYS	180 DAYS	78	20	TEST & ANAL		
TEMPERATURE (F)	340	346	85	20	TEST & ANAL		MAINTENANCE REQUIREMENTS: NONE
PRESSURE (PSIA)	58.7	127.7	85	20	TEST		
RELATIVE HUMIDITY (%)	100	100	85	20	TEST		
RADIATION	7.28 E7 G 6.25 E4 B	2.01 E8	85,NOTE 2	20	TEST & ANAL		REMARKS: SPECIFIED ENVIRONMENTAL PARAMETERS ARE WORST CASE BASED UPON ANALYSIS OF ALL APPLICABLE LOCATIONS.
AGING	40 YRS.	40 YRS.	N/A	20	TEST & ANAL		

DEFICIENCY RESOLUTION:

PREPARED BY: RDC DATE: 05/23/83 REVISION DATE: 06/01/83

FACILITY: LGS UNIT: 1 DOCKET: 50-352 EQRR: 22B

REVIEWED BY: FMV DATE: 06/06/83

SYSTEM: CLASS 1E POWER INTERFACES

ACCY: SPEC: N/A DEMON: N/A REF: N/A

LOCATION: PRI CONT/SEC CONT

PLANT ID: CABLE-C03*

RACK/PANEL: N/A

COMPONENT: 600 VOLT CONTROL CABLE

MODEL NO.: 5/C #14

ASSOC COMP: N/A

ASSOC M/N: XLPE INS.W/NEOPR.JACK.

ASSOC. DWG: N/A

ASSOC COMP: N/A

ASSOC M/N: FACTORY KXL-420 INS.REW

MANUFACTU: ROCKBESTOS

SERIAL NO: N/A

ASSOC MANF: N/A

ASSOC S/N: N/A

ASSOC MANF: N/A

ASSOC S/N: N/A

SERVICE: VARIOUS SAFETY SYSTEMS.

P.O. NO: E-28B

FUNCTION: ELECTRICAL POWER OR CONTROL SIGNAL TRANSMISSION FOR NORMAL AND ACCIDENT OPERATION.

SUBMERGENCE: N/A

CHEMICAL SPRAY: YES

PARAMETER	ENVIRONMENT		DOCUMENTATION REFERENCE		QUALIFICATION	OUTSTANDING ITEMS	INTERFACES:
	SPECIFICATION	QUALIFICATION	SPECIFICATION	QUALIFICATION	METHOD		SPLICES: EQRR 169,194 LUGS: EQRR 171
OPERATING TIME	180 DAYS	180 DAYS	78	10	TEST & ANAL		
TEMPERATURE (F)	340	346	85	10	TEST & ANAL		MAINTENANCE REQUIREMENTS: NONE
PRESSURE (PSIA)	58.7	127.7	85	10	TEST		
RELATIVE HUMIDITY (%)	100	100	85	10	TEST		
RADIATION	7.28 E7 G 6.25 E4 B	2.01 E8	85,NOTE 2	10	TEST & ANAL		REMARKS: SPECIFIED ENVIRONMENTAL PARAMETERS ARE WORST CASE BASED UPON ANALYSIS OF ALL APPLICABLE LOCATIONS.
AGING	40 YRS.	40 YRS.	N/A	10	TEST & ANAL		

DEFICIENCY RESOLUTION:

PREPARED BY: RDC DATE: 05/23/83 REVISION DATE: 06/01/83

FACILITY: LGS UNIT: 1 DOCKET: 50-352 EQRR: 22C

REVIEWED BY: FMV DATE: 06/06/83

SYSTEM: CLASS 1E POWER INTERFACES

ACCY: SPEC: N/A
DEMON: N/A
REF: N/A

LOCATION: PRI CONT/SEC CONT

PLANT ID: CABLE-C03**

RACK/PANEL: N/A

COMPONENT: 600 VOLT CONTROL CABLE
ASSOC COMP: N/A
ASSOC COMP: N/A

MODEL NO.: 5/C #14
ASSOC M/N: XLPE INS.W/NEOPR JACK
ASSOC M/N: FACTORY KXL-760 INS.REW

ASSOC. DWG: N/A

MANUFACTU: ROCKBESTOS
ASSOC MANF: N/A
ASSOC MANF: N/A

SERIAL NO: N/A
ASSOC S/N: N/A
ASSOC S/N: N/A

SERVICE: VARIOUS SAFETY SYSTEMS.

P.O. NO: E-28B

FUNCTION: ELECTRICAL POWER OR CONTROL SIGNAL TRANSMISSION FOR NORMAL AND ACCIDENT OPERATION.

SUBMERGENCE: N/A

CHEMICAL SPRAY: N/A

PARAMETER	ENVIRONMENT		DOCUMENTATION REFERENCE		QUALIFICATION	OUTSTANDING ITEMS	INTERFACES:
	SPECIFICATION	QUALIFICATION	SPECIFICATION	QUALIFICATION	METHOD		SPLICES: EQRR 169,194 LUGS: EQRR 171
OPERATING TIME	180 DAYS	180 DAYS	78	9	TEST & ANAL		
TEMPERATURE (F)	340	346	85	9	TEST & ANAL		MAINTENANCE REQUIREMENTS: NONE
PRESSURE (PSIA)	58.7	127.7	85	9	TEST		
RELATIVE HUMIDITY (%)	100	100	85	9	TEST		
RADIATION	7.28 E7 G 6.25 E4 B	2.01 E8	85,NOTE 2	9	TEST & ANAL		REMARKS: SPECIFIED ENVIRONMENTAL PARAMETERS ARE WORST CASE BASED UPON ANALYSIS OF ALL APPLICABLE LOCATIONS.
AGING	40 YRS.	40 YRS.	N/A	9	TEST & ANAL		

DEFICIENCY RESOLUTION:

PREPARED BY: RGC DATE: 05/23/83 REVISION DATE: 08/01/83

FACILITY: LGS UNIT: 1 DOCKET: 50-352 EQRR: 22A

REVIEWED BY: FMV DATE: 08/01/83

SYSTEM: CLASS 1E POWER INTERFACES

PLANT ID: CABLE-C04

COMPONENT: 600 VOLT CONTROL CABLE
ASSOC COMP: N/A
ASSOC COMP: N/A

MANUFACTU: ROCKBESTOS
ASSOC MANF: N/A
ASSOC MANF: N/A

SERVICE: VARIOUS SAFETY SYSTEMS.

FUNCTION: ELECTRICAL POWER OR CONTROL SIGNAL TRANSMISSION FOR NORMAL AND ACCIDENT OPERATION.

ACCY: SPEC: N/A
DEMON: N/A
REF: N/A

MODEL NO.: 7/C #14
ASSOC M/N: XLPE INS.W/NEOPR.JACK.
ASSOC M/N: N/A

SERIAL NO: N/A
ASSOC S/N: N/A
ASSOC S/N: N/A

LOCATION: PRI CONT/SEC CONT

RACK/PANEL: N/A

ASSOC. DWG: N/A

P.O. NO: E-28B

SUBMERGENCE: N/A

CHEMICAL SPRAY: YES

PARAMETER	ENVIRONMENT		DOCUMENTATION REFERENCE		QUALIFICATION	OUTSTANDING ITEMS	INTERFACES:
	SPECIFICATION	QUALIFICATION	SPECIFICATION	QUALIFICATION	METHOD		SPLICES: EQRR 169,194 LUGS: EQRR 171
OPERATING TIME	180 DAYS	180 DAYS	78	20	TEST & ANAL		
TEMPERATURE (F)	340	346	85	20	TEST & ANAL		MAINTENANCE REQUIREMENTS: NONE
PRESSURE (PSIA)	58.7	127.7	85	20	TEST		
RELATIVE HUMIDITY (%)	100	100	85	20	TEST		
RADIATION	7.28 E7 G 6.25 E4 B	2.01 E8	85,NOTE 2	20	TEST & ANAL		REMARKS: SPECIFIED ENVIRONMENTAL PARAMETERS ARE WORST CASE BASED UPON ANALYSIS OF ALL APPLICABLE LOCATIONS.
AGING	40 YRS.	40 YRS.	N/A	20	TEST & ANAL		

DEFICIENCY RESOLUTION:

PREPARED BY: RDC DATE: 05/23/83 REVISION DATE: 06/01/83

FACILITY: LGS UNIT: 1 DOCKET: 50-352 EQRR: 22B

REVIEWED BY: FMV DATE: 06/06/83

SYSTEM: CLASS 1E POWER INTERFACES

PLANT ID: CABLE-C04*

ACCY: SPEC: N/A
DEMON: N/A
REF: N/A

LOCATION: PRI CONT/SEC CONT

RACK/PANEL: N/A

COMPONENT: 600 VOLT CONTROL CABLE
ASSOC COMP: N/A
ASSOC COMP: N/A

MODEL NO.: 7/C #14
ASSOC M/N: XLPE INS.W/NEOPR.JACK.
ASSOC M/N: FACTORY KXL-420 INS.REW

ASSOC. DWG: N/A

MANUFACTU: ROCKBESTOS
ASSOC MANF: N/A
ASSOC MANF: N/A

SERIAL NO: N/A
ASSOC S/N: N/A
ASSOC S/N: N/A

SERVICE: VARIOUS SAFETY SYSTEMS.

P.O. NO: E-28B

FUNCTION: ELECTRICAL POWER OR CONTROL SIGNAL TRANSMISSION FOR NORMAL AND ACCIDENT OPERATION.

SUBMERGENCE: N/A

CHEMICAL SPRAY: YES

PARAMETER	ENVIRONMENT		DOCUMENTATION REFERENCE		QUALIFICATION	OUTSTANDING ITEMS	INTERFACES:
	SPECIFICATION	QUALIFICATION	SPECIFICATION	QUALIFICATION	METHOD		SPLICES: EQRR 169,194 LUGS: EQRR 171
OPERATING TIME	180 DAYS	180 DAYS	78	10	TEST & ANAL		
TEMPERATURE (F)	340	346	85	10	TEST & ANAL		MAINTENANCE REQUIREMENTS: NONE
PRESSURE (PSIA)	58.7	127.7	85	10	TEST		
RELATIVE HUMIDITY (%)	100	100	85	10	TEST		
RADIATION	7.28 E7 G 6.25 E4 B	2.01 E8	85,NOTE 2	10	TEST & ANAL		REMARKS: SPECIFIED ENVIRONMENTAL PARAMETERS ARE WORST CASE BASED UPON ANALYSIS OF ALL APPLICABLE LOCATIONS.
AGING	40 YRS.	40 YRS.	N/A	10	TEST & ANAL		

DEFICIENCY RESOLUTION:

PREPARED BY: RDC DATE: 05/23/83 REVISION DATE: 06/01/83

FACILITY: LGS UNIT: 1 DOCKET: 50-352 EQRR: 22C

REVIEWED BY: FMV DATE: 06/06/83

SYSTEM: CLASS 1E POWER INTERFACES

PLANT ID: CABLE-C04**

COMPONENT: 600 VOLT CONTROL CABLE
ASSOC COMP: N/A
ASSOC COMP: N/A

MANUFACTU: ROCKBESTOS
ASSOC MANF: N/A
ASSOC MANF: N/A

SERVICE: VARIOUS SAFETY SYSTEMS.

FUNCTION: ELECTRICAL POWER OR CONTROL SIGNAL TRANSMISSION FOR NORMAL AND ACCIDENT OPERATION.

ACCY: SPEC: N/A.
DEMON: N/A
REF: N/A

MODEL NO.: 7/C #14
ASSOC M/N: XLPE INS.W/NEOPR JACK
ASSOC M/N: FACTORY KXL-760 INS.REW

SERIAL NO: N/A
ASSOC S/N: N/A
ASSOC S/N: N/A

LOCATION: PRI CONT/SEC CONT

RACK/PANEL: N/A

ASSOC. DWG: N/A

P.O. NO: E-28B

SUBMERGENCE: N/A

CHEMICAL SPRAY: N/A

PARAMETER	ENVIRONMENT		DOCUMENTATION REFERENCE		QUALIFICATION	OUTSTANDING ITEMS	INTERFACES:
	SPECIFICATION	QUALIFICATION	SPECIFICATION	QUALIFICATION	METHOD		SPLICES: EQRR 169,194 LUGS: EQRR 171
OPERATING TIME	180 DAYS	180 DAYS	78	9	TEST & ANAL		
TEMPERATURE (F)	340	346	85	9	TEST & ANAL		MAINTENANCE REQUIREMENTS: NONE
PRESSURE (PSIA)	58.7	127.7	85	9	TEST		
RELATIVE HUMIDITY (%)	100	100	85	9	TEST		
RADIATION	7.28 E7 G 6.25 E4 B	2.01 E8	85,NOTE 2	9	TEST & ANAL		REMARKS: SPECIFIED ENVIRONMENTAL PARAMETERS ARE WORST CASE BASED UPON ANALYSIS OF ALL APPLICABLE LOCATIONS.
AGING	40 YRS.	40 YRS.	N/A	9	TEST & ANAL		

DEFICIENCY RESOLUTION:

PREPARED BY: RDC DATE: 05/23/83 REVISION DATE: 08/01/83

FACILITY: LGS UNIT: 1 DOCKET: 50-352 EQRR: 22A

REVIEWED BY: FMV DATE: 08/01/83

SYSTEM: CLASS 1E POWER INTERFACES

ACCY: SPEC: N/A
DEMON: N/A
REF: N/A

LOCATION: PWI CONT/SEC CONT

PLANT ID: CABLE-C05

RACK/PANEL: N/A

COMPONENT: 600 VOLT CONTROL CABLE
ASSOC COMP: N/A
ASSOC COMP: N/A

MODEL NO.: 9/C #14
ASSOC M/N: XLPE INS.W/NEOPR.JACK.
ASSOC M/N: N/A

ASSOC. DWG: N/A

MANUFACTU: ROCKBESTOS
ASSOC MANF: N/A
ASSOC MANF: N/A

SERIAL NO: N/A
ASSOC S/N: N/A
ASSOC S/N: N/A

SERVICE: VARIOUS SAFETY SYSTEMS.

P.O. NO: F-288

FUNCTION: ELECTRICAL POWER OR CONTROL SIGNAL TRANSMISSION FOR NORMAL AND ACCIDENT OPERATION.

SUBMERGENCE: N/A

CHEMICAL SPRAY: YES

PARAMETER	ENVIRONMENT		DOCUMENTATION REFERENCE		QUALIFICATION	OUTSTANDING ITEMS	INTERFACES: SPLICES: EQRR 169,194 LUGS: EQRR 171
	SPECIFICATION	QUALIFICATION	SPECIFICATION	QUALIFICATION	METHOD		
OPERATING TIME	180 DAYS	180 DAYS	78	20	TEST & ANAL		
TEMPERATURE (F)	340	346	85	20	TEST & ANAL		MAINTENANCE REQUIREMENTS: NONE
PRESSURE (PSIA)	58.7	127.7	85	20	TEST		
RELATIVE HUMIDITY (%)	100	100	85	20	TEST		
RADIATION	7.28 E7 G 6.25 E4 B	2.01 E8	85,NOTE 2	20	TEST & ANAL		REMARKS: SPECIFIED ENVIRONMENTAL PARAMETERS ARE WORST CASE BASED UPON ANALYSIS OF ALL APPLICABLE LOCATIONS.
AGING	40 YRS.	40 YRS.	N/A	20	TEST & ANAL		

DEFICIENCY RESOLUTION:

PREPARED BY: RDC DATE: 05/23/83 REVISION DATE: 06/01/83

FACILITY: LGS UNIT: 1 DOCKET: 50-352 EQRR: 22B

REVIEWED BY: FMV DATE: 06/06/83

SYSTEM: CLASS 1E POWER INTERFACES

PLANT ID: CABLE-C05*

ACCY:SPEC: N/A
DEMON: N/A
REF: N/A

LOCATION: PRI CONT/SEC CONT

RACK/PANEL: N/A

COMPONENT: 600 VOLT CONTROL CABLE
ASSOC COMP: N/A
ASSOC COMP: N/A

MODEL NO.: 9/C #14
ASSOC M/N: XLPE INS.W/NEOPR.JACK.
ASSOC M/N: FACTORY KXL-420 INS.REW

ASSOC. DWG: N/A

MANUFACTU: ROCKBESTOS
ASSOC MANF: N/A
ASSOC MANF: N/A

SERIAL NO: N/A
ASSOC S/N: N/A
ASSOC S/N: N/A

SERVICE: VARIOUS SAFETY SYSTEMS.

P.O. NO: E-28B

FUNCTION: ELECTRICAL POWER OR CONTROL SIGNAL TRANSMISSION FOR NORMAL AND ACCIDENT OPERATION.

SUBMERGENCE: N/A

CHEMICAL SPRAY: YES

PARAMETER	ENVIRONMENT		DOCUMENTATION REFERENCE		QUALIFICATION	OUTSTANDING ITEMS	INTERFACES:
	SPECIFICATION	QUALIFICATION	SPECIFICATION	QUALIFICATION	METHOD		SPLICES: EQRR 169,194 LUGS: EQRR 171
OPERATING TIME	180 DAYS	180 DAYS	78	10	TEST & ANAL		
TEMPERATURE (F)	340	346	85	10	TEST & ANAL		MAINTENANCE REQUIREMENTS: NONE
PRESSURE (PSIA)	58.7	127.7	85	10	TEST		
RELATIVE HUMIDITY (%)	100	100	85	10	TEST		
RADIATION	7.28 E7 G 6.25 E4 B	2.01 E8	85,NOTE 2	10	TEST & ANAL		REMARKS: SPECIFIED ENVIRONMENTAL PARAMETERS ARE WORST CASE BASED UPON ANALYSIS OF ALL APPLICABLE LOCATIONS.
AGING	40 YRS.	40 YRS.	N/A	10	TEST & ANAL		

DEFICIENCY RESOLUTION:

PREPARED BY: RDC DATE: 05/23/83 REVISION DATE: 06/01/83

FACILITY: LGS UNIT: 1 DOCKET: 50-352 EQRR: 22C

REVIEWED BY: FMV DATE: 06/06/83

SYSTEM: CLASS 1E POWER INTERFACES

PLANT ID: CABLE-C05**

ACCY: SPEC: N/A
DEMON: N/A
REF: N/A

LOCATION: PRI CONT/SEC CONT

RACK/PANEL: N/A

COMPONENT: 600 VOLT CONTROL CABLE
ASSOC COMP: N/A
ASSOC COMP: N/A

MODEL NO.: 9/C #14
ASSOC M/N: XLPE INS.W/NEOPR JACK
ASSOC M/N: FACTORY KXL-760 INS.REW

ASSOC. DWG: N/A

MANUFACTU: ROCKBESTOS
ASSOC MANF: N/A
ASSOC MANF: N/A

SERIAL NO: N/A
ASSOC S/N: N/A
ASSOC S/N: N/A

SERVICE: VARIOUS SAFETY SYSTEMS.

P.O. NO: E-28B

FUNCTION: ELECTRICAL POWER OR CONTROL SIGNAL TRANSMISSION FOR NORMAL AND ACCIDENT OPERATION.

SUBMERGENCE: N/A

CHEMICAL SPRAY: N/A

PARAMETER	ENVIRONMENT		DOCUMENTATION REFERENCE		QUALIFICATION	OUTSTANDING ITEMS	INTERFACES: SPLICES: EQRR 169,194 LUGS: EQRR 171
	SPECIFICATION	QUALIFICATION	SPECIFICATION	QUALIFICATION	METHOD		
OPERATING TIME	180 DAYS	180 DAYS	78	9	TEST & ANAL		
TEMPERATURE (F)	340	346	85	9	TEST & ANAL		MAINTENANCE REQUIREMENTS: NONE
PRESSURE (PSIA)	58.7	127.7	85	9	TEST		
RELATIVE HUMIDITY (%)	100	100	85	9	TEST		
RADIATION	7.28 E7 G 6.25 E4 B	2.01 E8	85,NOTE 2	9	TEST & ANAL		REMARKS: SPECIFIED ENVIRONMENTAL PARAMETERS ARE WORST CASE BASED UPON ANALYSIS OF ALL APPLICABLE LOCATIONS.
AGING	40 YRS.	40 YRS.	N/A	9	TEST & ANAL		

DEFICIENCY RESOLUTION:

PREPARED BY: RDC DATE: 05/23/83 REVISION DATE: 08/01/83

FACILITY: LGS UNIT: 1 DOCKET: 50-352 EQRR: 22A

REVIEWED BY: FMV DATE: 08/01/83

SYSTEM: CLASS 1E POWER INTERFACES

PLANT ID: CABLE-C06

COMPONENT: 600 VOLT CONTROL CABLE
ASSOC COMP: N/A
ASSOC COMP: N/A

MANUFACTU: ROCKBESTOS
ASSOC MANF: N/A
ASSOC MANF: N/A

SERVICE: VARIOUS SAFETY SYSTEMS.

FUNCTION: ELECTRICAL POWER OR CONTROL SIGNAL TRANSMISSION FOR NORMAL AND ACCIDENT OPERATION.

ACCY: SPEC: N/A
DEMON: N/A
REF: N/A

MODEL NO.: 12/C #14
ASSOC M/N: XLPE INS.W/NEOPR.JACK.
ASSOC M/N: N/A

SERIAL NO: N/A
ASSOC S/N: N/A
ASSOC S/N: N/A

LOCATION: PRI CONT/SEC CONT

RACK/PANEL: N/A

ASSOC. DWG: N/A

P.O. NO: E-28B

SUBMERGENCE: N/A

CHEMICAL SPRAY: YES

PARAMETER	ENVIRONMENT		DOCUMENTATION REFERENCE		QUALIFICATION	OUTSTANDING ITEMS	INTERFACES:
	SPECIFICATION	QUALIFICATION	SPECIFICATION	QUALIFICATION	METHOD		SPLICES: EQRR 169,194 LUGS: EQRR 171
OPERATING TIME	180 DAYS	180 DAYS	78	20	TEST & ANAL		
TEMPERATURE (F)	340	346	85	20	TEST & ANAL		MAINTENANCE REQUIREMENTS: NONE
PRESSURE (PSIA)	58.7	127.7	85	20	TEST		
RELATIVE HUMIDITY (%)	100	100	85	20	TEST		
RADIATION	7.28 E7 G 6.25 E4 B	2.01 E8	85,NOTE 2	20	TEST & ANAL		REMARKS: SPECIFIED ENVIRONMENTAL PARAMETERS ARE WORST CASE BASED UPON ANALYSIS OF ALL APPLICABLE LOCATIONS.
AGING	40 YRS.	40 YRS.	N/A	20	TEST & ANAL		

DEFICIENCY RESOLUTION:

FACILITY: LGS UNIT: 1 DOCKET: 50-352 EQRR: 22B
PREPARED BY: RDC DATE: 05/23/83 REVISION DATE: 06/01/83
REVIEWED BY: FMV DATE: 06/06/83

SYSTEM: CLASS 1E POWER INTERFACES
PLANT ID: CABLE-C06*
ACCY: SPEC: N/A DEMON: N/A REF: N/A
LOCATION: PRI CONT/SEC CONT
RACK/PANEL: N/A

COMPONENT: 600 VOLT CONTROL CABLE
ASSOC COMP: N/A
ASSOC COMP: N/A
MODEL NO.: 12/C #14
ASSOC M/N: XLPE INS.W/NEOPR.JACK.
ASSOC M/N: FACTORY KXL-420 INS.REW
ASSOC. DWG: N/A

MANUFACTU: ROCKBESTOS
ASSOC MANF: N/A
ASSOC MANF: N/A
SERIAL NO: N/A
ASSOC S/N: N/A
ASSOC S/N: N/A

SERVICE: VARIOUS SAFETY SYSTEMS.
P.O. NO: E-28B

FUNCTION: ELECTRICAL POWER OR CONTROL SIGNAL TRANSMISSION FOR NORMAL AND ACCIDENT OPERATION.
SUBMERGENCE: N/A
CHEMICAL SPRAY: YES

PARAMETER	ENVIRONMENT		DOCUMENTATION REFERENCE		QUALIFICATION	OUTSTANDING ITEMS	INTERFACES:
	SPECIFICATION	QUALIFICATION	SPECIFICATION	QUALIFICATION	METHOD		SPLICES: EQRR 169,194 LUGS: EQRR 171
OPERATING TIME	180 DAYS	180 DAYS	78	10	TEST & ANAL		
TEMPERATURE (F)	340	346	85	10	TEST & ANAL		MAINTENANCE REQUIREMENTS: NONE
PRESSURE (PSIA)	58.7	127.7	85	10	TEST		
RELATIVE HUMIDITY (%)	100	100	85	10	TEST		
RADIATION	7.28 E7 G 6.25 E4 B	2.01 E8	85,NOTE 2	10	TEST & ANAL		REMARKS: SPECIFIED ENVIRONMENTAL PARAMETERS ARE WORST CASE BASED UPON ANALYSIS OF ALL APPLICABLE LOCATIONS.
AGING	40 YRS.	40 YRS.	N/A	10	TEST & ANAL		

DEFICIENCY RESOLUTION:

PREPARED BY: RDC DATE: 05/23/83 REVISION DATE: 06/01/83

FACILITY: LGS UNIT: 1 DOCKET: 50-352 EQRR: 22C

REVIEWED BY: FMV DATE: 06/06/83

SYSTEM: CLASS 1E POWER INTERFACES

PLANT ID: CABLE-C06**

ACCY: SPEC: N/A
DEMON: N/A
REF: N/A

LOCATION: PRI CONT/SEC CONT

RACK/PANEL: N/A

COMPONENT: 600 VOLT CONTROL CABLE
ASSOC COMP: N/A
ASSOC COMP: N/A

MODEL NO.: 12/C #14
ASSOC M/N: XLPE INS.W/NEOPR JACK
ASSOC M/N: FACTORY KXL-760 INS.REW

ASSOC. DWG: N/A

MANUFACTU: ROCKBESTOS
ASSOC MANF: N/A
ASSOC MANF: N/A

SERIAL NO: N/A
ASSOC S/N: N/A
ASSOC S/N: N/A

SERVICE: VARIOUS SAFETY SYSTEMS.

P.O. NO: E-28B

FUNCTION: ELECTRICAL POWER OR CONTROL SIGNAL TRANSMISSION FOR NORMAL AND ACCIDENT OPERATION.

SUBMERGENCE: N/A

CHEMICAL SPRAY: N/A

PARAMETER	ENVIRONMENT		DOCUMENTATION REFERENCE		QUALIFICATION	OUTSTANDING ITEMS	INTERFACES:
	SPECIFICATION	QUALIFICATION	SPECIFICATION	QUALIFICATION	METHOD		SPLICES: EQRR 169,194 LUGS: EQRR 171
OPERATING TIME	180 DAYS	180 DAYS	78	9	TEST & ANAL		
TEMPERATURE (F)	340	346	85	9	TEST & ANAL		MAINTENANCE REQUIREMENTS: NONE
PRESSURE (PSIA)	58.7	127.7	85	9	TEST		
RELATIVE HUMIDITY (%)	100	100	85	9	TEST		
RADIATION	7.28 E7 G 6.25 E4 B	2.01 E8	85,NOTE 2	9	TEST & ANAL		REMARKS: SPECIFIED ENVIRONMENTAL PARAMETERS ARE WORST CASE BASED UPON ANALYSIS OF ALL APPLICABLE LOCATIONS.
AGING	40 YRS.	40 YRS.	N/A	9	TEST & ANAL		

DEFICIENCY RESOLUTION:

PREPARED BY: RDC DATE: 05/23/83 REVISION DATE: 06/01/83

FACILITY: LGS UNIT: 1 DOCKET: 50-352 EQRR: 22A

REVIEWED BY: FMV DATE: 06/06/83

SYSTEM: CLASS 1E POWER INTERFACES

ACCY: SPEC: N/A
DEMON: N/A
REF: N/A

LOCATION: PRI CONT/SEC CONT

PLANT ID: CABLE-C52

RACK/PANEL:

COMPONENT: 600 VOLT CONTROL CABLE
ASSOC COMP: N/A
ASSOC COMP: N/A

MODEL NO.: 4/C #8
ASSOC M/N: XLPE INS.W/NEOPR.JACK.
ASSOC M/N: N/A

ASSOC. DWG: N/A

MANUFACTU: ROCKBESTOS
ASSOC MANF: N/A
ASSOC MANF: N/A

SERIAL NO: N/A
ASSOC S/N: N/A
ASSOC S/N: N/A

SERVICE: VARIOUS SAFETY SYSTEMS.

P.O. NO: E-28B

FUNCTION: ELECTRICAL POWER OR CONTROL SIGNAL TRANSMISSION FOR NORMAL AND ACCIDENT OPERATION.

SUBMERGENCE: N/A

CHEMICAL SPRAY: YES

PARAMETER	ENVIRONMENT		DOCUMENTATION REFERENCE		QUALIFICATION	OUTSTANDING ITEMS	INTERFACES:
	SPECIFICATION	QUALIFICATION	SPECIFICATION	QUALIFICATION	METHOD		SPLICES: EQRR 169,194 LUGS: EQRR 171
OPERATING TIME	180 DAYS	180 DAYS	78	20	TEST & ANAL		
TEMPERATURE (F)	340	346	85	20	TEST & ANAL		MAINTENANCE REQUIREMENTS: NONE
PRESSURE (PSIA)	58.7	127.7	85	20	TEST		
RELATIVE HUMIDITY (%)	100	100	85	20	TEST		
RADIATION	7.28 E7 G 6.25 E4 B	2.01 E8	85,NOTE 2	20	TEST & ANAL		REMARKS: SPECIFIED ENVIRONMENTAL PARAMETERS ARE WORST CASE BASED UPON ANALYSIS OF ALL APPLICABLE LOCATIONS.
AGING	40 YRS.	40 YRS.	N/A	20	TEST & ANAL		

DEFICIENCY RESOLUTION:

PREPARED BY: RDC DATE: 05/23/83 REVISION DATE: 06/01/83

FACILITY: LGS UNIT: 1 DOCKET: 50-352 EQRR: 22B

REVIEWED BY: FMV DATE: 06/06/83

SYSTEM: CLASS 1E POWER INTERFACES

PLANT ID: CABLE-C52*

ACCY: SPEC: N/A
DEMON: N/A
REF: N/A

LOCATION: PRI CONT/SEC CONT

RACK/PANEL: N/A

COMPONENT: 600 VOLT CONTROL CABLE
ASSOC COMP: N/A
ASSOC COMP: N/A

MODEL NO.: 4/C #8
ASSOC M/N: XLPE INS.W/NEOPR.JACK.
ASSOC M/N: FACTORY KXL-420 INS.REW

ASSOC. DWG: N/A

MANUFACTU: ROCKBESTOS
ASSOC MANF: N/A
ASSOC MANF: N/A

SERIAL NO: N/A
ASSOC S/N: N/A
ASSOC S/N: N/A

SERVICE: VARIOUS SAFETY SYSTEMS.

P.O. NO: E-28B

FUNCTION: ELECTRICAL POWER OR CONTROL SIGNAL TRANSMISSION FOR NORMAL AND ACCIDENT OPERATION.

SUBMERGENCE: N/A

CHEMICAL SPRAY: YES

PARAMETER	ENVIRONMENT		DOCUMENTATION REFERENCE		QUALIFICATION	OUTSTANDING ITEMS	INTERFACES:
	SPECIFICATION	QUALIFICATION	SPECIFICATION	QUALIFICATION	METHOD		SPLICES: EQRR 169,194 LUGS: EQRR 171
OPERATING TIME	180 DAYS	180 DAYS	78	10	TEST & ANAL		
TEMPERATURE (F)	340	346	85	10	TEST & ANAL		MAINTENANCE REQUIREMENTS: NONE
PRESSURE (PSIA)	58.7	127.7	85	10	TEST		
RELATIVE HUMIDITY (%)	100	100	85	10	TEST		
RADIATION	7.28 E7 G 6.25 E4 B	2.01 E8	85,NOTE 2	10	TEST & ANAL		REMARKS: SPECIFIED ENVIRONMENTAL PARAMETERS ARE WORST CASE BASED UPON ANALYSIS OF ALL APPLICABLE LOCATIONS.
AGING	40 YRS.	40 YRS.	N/A	10	TEST & ANAL		

DEFICIENCY RESOLUTION:

PREPARED BY: RDC DATE: 05/23/83 REVISION DATE: 06/01/83

FACILITY: LGS UNIT: 1 DOCKET: 50-352 EQRR: 22C

REVIEWED BY: FMV DATE: 06/06/83

SYSTEM: CLASS 1E POWER INTERFACES

ACCY: SPEC: N/A
DEMON: N/A
REF: N/A

LOCATION: PRI CONT/SEC CONT

PLANT ID: CABLE-C52**

RACK/PANEL: N/A

COMPONENT: 600 VOLT CONTROL CABLE
ASSOC COMP: N/A
ASSOC COMP: N/A

MODEL NO.: 4/C #8
ASSOC M/N: XLPE INS.W/NEOPR JACK
ASSOC M/N: FACTORY KXL-760 INS.REW

ASSOC. DWG: N/A

MANUFACTU: ROCKBESTOS
ASSOC MANF: N/A
ASSOC MANF: N/A

SERIAL NO: N/A
ASSOC S/N: N/A
ASSOC S/N: N/A

SERVICE: VARIOUS SAFETY SYSTEMS.

P.O. NO: E-28B

FUNCTION: ELECTRICAL POWER OR CONTROL SIGNAL TRANSMISSION FOR NORMAL AND ACCIDENT OPERATION.

SUBMERGENCE: N/A

CHEMICAL SPRAY: N/A

PARAMETER	ENVIRONMENT		DOCUMENTATION REFERENCE		QUALIFICATION	OUTSTANDING ITEMS	INTERFACES:
	SPECIFICATION	QUALIFICATION	SPECIFICATION	QUALIFICATION	METHOD		SPLICES: EQRR 169,194 LUGS: EQRR 171
OPERATING TIME	180 DAYS	180 DAYS	78	9	TEST & ANAL		
TEMPERATURE (F)	340	346	85	9	TEST & ANAL		MAINTENANCE REQUIREMENTS: NONE
PRESSURE (PSIA)	58.7	127.7	85	9	TEST		
RELATIVE HUMIDITY (%)	100	100	85	9	TEST		
RADIATION	7.28 E7 G 6.25 E4 B	2.01 E8	85,NOTE 2	9	TEST & ANAL		REMARKS: SPECIFIED ENVIRONMENTAL PARAMETERS ARE WORST CASE BASED UPON ANALYSIS OF ALL APPLICABLE LOCATIONS.
AGING	40 YRS.	40 YRS.	N/A	9	TEST & ANAL		

DEFICIENCY RESOLUTION:

PREPARED BY: ROC DATE: 05/23/83 REVISION DATE: 06/01/83

FACILITY: LGS UNIT: 1 DOCKET: 50-352 EQRR: 22A

REVIEWED BY: FMV DATE: 06/06/83

SYSTEM: CLASS 1E POWER INTERFACES

PLANT ID: CABLE-C53

COMPONENT: 600 VOLT CONTROL CABLE
ASSOC COMP: N/A
ASSOC COMP: N/A

MANUFACTU: ROCKBESTOS
ASSOC MANF: N/A
ASSOC MANF: N/A

SERVICE: VARIOUS SAFETY SYSTEMS.

FUNCTION: ELECTRICAL POWER OR CONTROL SIGNAL TRANSMISSION FOR NORMAL AND ACCIDENT OPERATION.

ACCY: SPEC: N/A
DEMON: N/A
REF: N/A

MODEL NO.: 2/C #14
ASSOC M/N: XLPE INS.W/NEOPR.JACK.
ASSOC M/N: N/A

SERIAL NO: N/A
ASSOC S/N: N/A
ASSOC S/N: N/A

LOCATION: PRI CONT/SEC CONT

RACK/PANEL: N/A

ASSOC. DWG: N/A

P.O. NO: E-28B

SUBMERGENCE: N/A

CHEMICAL SPRAY: YES

PARAMETER	ENVIRONMENT		DOCUMENTATION REFERENCE		QUALIFICATION	OUTSTANDING ITEMS	INTERFACES: SPLICES: EQRR 169,194 LUGS: EQRR 171
	SPECIFICATION	QUALIFICATION	SPECIFICATION	QUALIFICATION	METHOD		
OPERATING TIME	180 DAYS	180 DAYS	78	20	TEST & ANAL		
TEMPERATURE (F)	340	346	85	20	TEST & ANAL		MAINTENANCE REQUIREMENTS: NONE
PRESSURE (PSIA)	58.7	127.7	85	20	TEST		
RELATIVE HUMIDITY (%)	100	100	85	20	TEST		
RADIATION	7.28 E7 G 6.25 E4 B	2.01 E8	85,NOTE 2	20	TEST & ANAL		REMARKS: SPECIFIED ENVIRONMENTAL PARAMETERS ARE WORST CASE BASED UPON ANALYSIS OF ALL APPLICABLE LOCATIONS.
AGING	40 YRS.	40 YRS.	N/A	20	TEST & ANAL		

DEFICIENCY RESOLUTION:

PREPARED BY: RDC DATE: 05/23/83 REVISION DATE: 06/01/83

FACILITY: LGS UNIT: 1 DOCKET: 50-352 EQRR: 22B

REVIEWED BY: FMV DATE: 06/06/83

SYSTEM: CLASS 1E POWER INTERFACES

ACCY: SPEC: N/A
DEMON: N/A
REF: N/A

LOCATION: PRI CONT/SEC CONT

PLANT ID: CABLE-C53*

RACK/PANEL: N/A

COMPONENT: 600 VOLT CONTROL CABLE
ASSOC COMP: N/A
ASSOC COMP: N/A

MODEL NO.: 2/C #14
ASSOC M/N: XLPE INS.W/NEOPR.JACK.
ASSOC M/N: FACTORY KXL-420 INS.REW

ASSOC. DWG: N/A

MANUFACTU: ROCKBESTOS
ASSOC MANF: N/A
ASSOC MANF: N/A

SERIAL NO: N/A
ASSOC S/N: N/A
ASSOC S/N: N/A

SERVICE: VARIOUS SAFETY SYSTEMS.

P.O. NO: E-28B

FUNCTION: ELECTRICAL POWER OR CONTROL SIGNAL TRANSMISSION FOR NORMAL AND ACCIDENT OPERATION.

SUBMERGENCE: N/A

CHEMICAL SPRAY: YES

PARAMETER	ENVIRONMENT		DOCUMENTATION REFERENCE		QUALIFICATION	OUTSTANDING ITEMS	INTERFACES:
	SPECIFICATION	QUALIFICATION	SPECIFICATION	QUALIFICATION	METHOD		SPLICES: EQRR 169,194 LUGS: EQRR 171
OPERATING TIME	180 DAYS	180 DAYS	78	10	TEST & ANAL		
TEMPERATURE (F)	340	346	85	10	TEST & ANAL		MAINTENANCE REQUIREMENTS: NONE
PRESSURE (PSIA)	58.7	127.7	85	10	TEST		
RELATIVE HUMIDITY (%)	100	100	85	10	TEST		
RADIATION	7.28 E7 G 6.25 E4 B	2.01 E8	85,NOTE 2	10	TEST & ANAL		REMARKS: SPECIFIED ENVIRONMENTAL PARAMETERS ARE WORST CASE BASED UPON ANALYSIS OF ALL APPLICABLE LOCATIONS.
AGING	40 YRS.	40 YRS.	N/A	10	TEST & ANAL		

DEFICIENCY RESOLUTION:

PREPARED BY: PDC DATE: 05/23/83 REVISION DATE: 06/01/83

FACILITY: LGS UNIT: 1 DOCKET: 50-352 EQRR: 22C

REVIEWED BY: FMV DATE: 06/06/83

SYSTEM: CLASS 1E POWER INTERFACES

PLANT ID: CABLE-C53**

COMPONENT: 600 VOLT CONTROL CABLE
ASSOC COMP: N/A
ASSOC COMP: N/A

MANUFACTU: ROCKBESTOS
ASSOC MANF: N/A
ASSOC MANF: N/A

SERVICE: VARIOUS SAFETY SYSTEMS.

FUNCTION: ELECTRICAL POWER OR CONTROL SIGNAL TRANSMISSION FOR NORMAL AND ACCIDENT OPERATION.

ACCY: SPEC: N/A
DEMON: N/A
REF: N/A

MODEL NO.: 2/C #14
ASSOC M/N: XLPE INS.W/NEOPR JACK
ASSOC M/N: FACTORY KXL-760 INS.REW

SERIAL NO: N/A
ASSOC S/N: N/A
ASSOC S/N: N/A

LOCATION: PRI CONT/SEC CONT

RACK/PANEL: N/A

ASSOC. DWG: N/A

P.O. NO: E-28B

SUBMERGENCE: N/A

CHEMICAL SPRAY: N/A

PARAMETER	ENVIRONMENT		DOCUMENTATION REFERENCE		QUALIFICATION	OUTSTANDING ITEMS	INTERFACES:
	SPECIFICATION	QUALIFICATION	SPECIFICATION	QUALIFICATION	METHOD		SPLICES: EQRR 169,194 LUGS: EQRR 171
OPERATING TIME	180 DAYS	180 DAYS	78	9	TEST & ANAL		
TEMPERATURE (F)	340	346	85	9	TEST & ANAL		MAINTENANCE REQUIREMENTS: NONE
PRESSURE (PSIA)	58.7	127.7	85	9	TEST		
RELATIVE HUMIDITY (%)	100	100	85	9	TEST		
RADIATION	7.28 E7 G 6.25 E4 B	2.01 E8	85,NOTE 2	9	TEST & ANAL		REMARKS: SPECIFIED ENVIRONMENTAL PARAMETERS ARE WORST CASE BASED UPON ANALYSIS OF ALL APPLICABLE LOCATIONS.
AGING	40 YRS.	40 YRS.	N/A	9	TEST & ANAL		

DEFICIENCY RESOLUTION:

FACILITY: LGS UNIT: 1 DOCKET: 50-352 EQRR: 22A

PREPARED BY: RDC DATE: 05/23/83 REVISION DATE: 06/01/83

REVIEWED BY: FMV DATE: 06/06/83

SYSTEM: CLASS 1E POWER INTERFACES

PLANT ID: CABLE-C66

COMPONENT: 600 VOLT CONTROL CABLE
ASSOC COMP: N/A
ASSOC COMP: N/A

MANUFACTU: ROCKBESTOS
ASSOC MANF: N/A
ASSOC MANF: N/A

SERVICE: VARIOUS SAFETY SYSTEMS

FUNCTION: ELECTRICAL POWER OR CONTROL SIGNAL TRANSMISSION FOR NORMAL AND ACCIDENT OPERATION.

ACCY: SPEC: N/A
DEMON: N/A
REF: N/A

MODEL NO.: 4/C #10
ASSOC M/N: XLPE INS.W/NEOPR.JACK.
ASSOC M/N: N/A

SERIAL NO: N/A
ASSOC S/N: N/A
ASSOC S/N: N/A

LOCATION: PRI CONT/SEC CONT

RACK/PANEL: N/A

ASSOC. DWG: N/A

P.O. NO: E-28B

SUBMERGENCE: N/A

CHEMICAL SPRAY: YES

PARAMETER	ENVIRONMENT		DOCUMENTATION REFERENCE		QUALIFICATION	OUTSTANDING ITEMS	INTERFACES:
	SPECIFICATION	QUALIFICATION	SPECIFICATION	QUALIFICATION	METHOD		SPLICES: EQRR 169,194 LUGS: EQRR 171
OPERATING TIME	180 DAYS	180 DAYS	78	20	TEST & ANAL		
TEMPERATURE (F)	340	346	85	20	TEST & ANAL		MAINTENANCE REQUIREMENTS: NONE
PRESSURE (PSIA)	58.7	127.7	85	20	TEST		
RELATIVE HUMIDITY (%)	100	100	85	20	TEST		
RADIATION	7.28 E7 G 6.25 E4 B	2.01 E8	85,NOTE 2	20	TEST & ANAL		REMARKS: SPECIFIED ENVIRONMENTAL PARAMETERS ARE WORST CASE BASED UPON ANALYSIS OF ALL APPLICABLE LOCATIONS.
AGING	40 YRS.	40 YRS.	N/A	20	TEST & ANAL		

DEFICIENCY RESOLUTION:

PREPARED BY: RDC DATE: 05/23/83 REVISION DATE: 06/01/83

FACILITY: LGS UNIT: 1 DOCKET: 50-352 EQRR: 22B

REVIEWED BY: FMV DATE: 06/06/83

SYSTEM: CLASS 1E POWER INTERFACES

ACCY: SPEC: N/A
DEMON: N/A
REF: N/A

LOCATION: PRI CONT/SEC CONT

PLANT ID: CABLE-C66*

RACK/PANEL: N/A

COMPONENT: 600 VOLT CONTROL CABLE
ASSOC COMP: N/A
ASSOC COMP: N/A

MODEL NO.: 4/C #10
ASSOC M/N: XLPE INS.W/NEOPR.JACK.
ASSOC M/N: FACTORY KXL-420 INS.REW

ASSOC. DWG: N/A

MANUFACTU: ROCKBESTOS
ASSOC MANF: N/A
ASSOC MANF: N/A

SERIAL NO: N/A
ASSOC S/N: N/A
ASSOC S/N: N/A

SERVICE: VARIOUS SAFETY SYSTEMS.

P.O. NO: E-28B

FUNCTION: ELECTRICAL POWER OR CONTROL SIGNAL TRANSMISSION FOR NORMAL AND ACCIDENT OPERATION.

SUBMERGENCE: N/A

CHEMICAL SPRAY: YES

PARAMETER	ENVIRONMENT		DOCUMENTATION REFERENCE		QUALIFICATION	OUTSTANDING ITEMS	INTERFACES:
	SPECIFICATION	QUALIFICATION	SPECIFICATION	QUALIFICATION	METHOD		SPLICES: EQRR 169,194 LUGS: EQRR 171
OPERATING TIME	180 DAYS	180 DAYS	78	10	TEST & ANAL		
TEMPERATURE (F)	340	346	85	10	TEST & ANAL		MAINTENANCE REQUIREMENTS: NONE
PRESSURE (PSIA)	58.7	127.7	85	10	TEST		
RELATIVE HUMIDITY (%)	100	100	85	10	TEST		
RADIATION	7.28 E7 G 6.25 E4 B	2.01 E8	85,NOTE 2	10	TEST & ANAL		REMARKS: SPECIFIED ENVIRONMENTAL PARAMETERS ARE WORST CASE BASED UPON ANALYSIS OF ALL APPLICABLE LOCATIONS.
AGING	40 YRS.	40 YRS.	N/A	10	TEST & ANAL		

DEFICIENCY RESOLUTION:

PREPARED BY: RDC DATE: 05/23/83 REVISION DATE: 06/01/83

FACILITY: LGS UNIT: 1 DOCKET: 50-352 EQRR: 22C

REVIEWED BY: FMV DATE: 06/06/83

SYSTEM: CLASS 1E POWER INTERFACES

PLANT ID: CABLE-C66**

COMPONENT: 600 VOLT CONTROL CABLE
ASSOC COMP: N/A
ASSOC COMP: N/A

MANUFACTU: ROCKBESTOS
ASSOC MANF: N/A
ASSOC MANF: N/A

SERVICE: VARIOUS SAFETY SYSTEMS.

FUNCTION: ELECTRICAL POWER OR CONTROL SIGNAL TRANSMISSION FOR NORMAL AND ACCIDENT OPERATION.

ACCY:SPEC: N/A
DEMON: N/A
REF: N/A

MODEL NO.: 4/C #10
ASSOC M/N: XLPE INS.W/NEOPR JACK
ASSOC M/N: FACTORY KXL-760 INS.REW

SERIAL NO: N/A
ASSOC S/N: N/A
ASSOC S/N: N/A

LOCATION: PRI CONT/SEC CONT

RACK/PANEL: N/A

ASSOC. DWG: N/A

P.O. NO: E-28B

SUBMERGENCE: N/A

CHEMICAL SPRAY: N/A

PARAMETER	ENVIRONMENT		DOCUMENTATION REFERENCE		QUALIFICATION	OUTSTANDING ITEMS	INTERFACES:
	SPECIFICATION	QUALIFICATION	SPECIFICATION	QUALIFICATION	METHOD		SPLICES: EQRR 169,194 LUGS: EQRR 171
OPERATING TIME	180 DAYS	180 DAYS	78	9	TEST & ANAL		
TEMPERATURE (F)	340	346	85	9	TEST & ANAL		MAINTENANCE REQUIREMENTS: NONE
PRESSURE (PSIA)	58.7	127.7	85	9	TEST		
RELATIVE HUMIDITY (%)	100	100	85	9	TEST		
RADIATION	7.28 E7 G 6.25 E4 B	2.01 E8	85,NOTE 2	9	TEST & ANAL		REMARKS: SPECIFIED ENVIRONMENTAL PARAMETERS ARE WORST CASE BASED UPON ANALYSIS OF ALL APPLICABLE LOCATIONS.
AGING	40 YRS.	40 YRS.	N/A	9	TEST & ANAL		

DEFICIENCY RESOLUTION:

FACILITY: LGS UNIT: 1 DOCKET: 50-352 EQRR: 22A

PREPARED BY: RDC DATE: 05/23/83 REVISION DATE: 06/01/83

REVIEWED BY: FMV DATE: 06/06/83

SYSTEM: CLASS 1E POWER INTERFACES

PLANT ID: CABLE-C67

ACCY: SPEC: N/A
DEMON: N/A
REF: N/A

LOCATION: PRI CONT/SEC CONT

RACK/PANEL: N/A

COMPONENT: 600 VOLT CONTROL CABLE
ASSOC COMP: N/A
ASSOC COMP: N/A

MODEL NO.: 7/C #10
ASSOC M/N: XLPE INS.W/NEOPR.JACK.
ASSOC M/N: N/A

ASSOC. DWG: N/A

MANUFACTU: ROCKBESTOS
ASSOC MANF: N/A
ASSOC MANF: N/A

SERIAL NO: N/A
ASSOC S/N: N/A
ASSOC S/N: N/A

SERVICE: VARIOUS SAFETY SYSTEMS.

P.O. NO: E-28B

FUNCTION: ELECTRICAL POWER OR CONTROL SIGNAL TRANSMISSION FOR NORMAL AND ACCIDENT OPERATION.

SUBMERGENCE: N/A

CHEMICAL SPRAY: YES

PARAMETER	ENVIRONMENT		DOCUMENTATION REFERENCE		QUALIFICATION	OUTSTANDING ITEMS	INTERFACES:
	SPECIFICATION	QUALIFICATION	SPECIFICATION	QUALIFICATION	METHOD		SPLICES: EQRR 169,194 LUGS: EQRR 171
OPERATING TIME	180 DAYS	180 DAYS	78	20	TEST & ANAL		
TEMPERATURE (F)	340	346	85	20	TEST & ANAL		MAINTENANCE REQUIREMENTS: NONE
PRESSURE (PSIA)	58.7	127.7	85	20	TEST		
RELATIVE HUMIDITY (%)	100	100	85	20	TEST		
RADIATION	7.28 E7 G 6.25 E4 B	2.01 E8	85,NOTE 2	20	TEST & ANAL		REMARKS: SPECIFIED ENVIRONMENTAL PARAMETERS ARE WORST CASE BASED UPON ANALYSIS OF ALL APPLICABLE LOCATIONS.
AGING	40 YRS.	40 YRS.	N/A	20	TEST & ANAL		

DEFICIENCY RESOLUTION:

FACILITY: LGS UNIT: 1 DOCKET: 50-352 EQRR: 22B

PREPARED BY: RDC DATE: 05/23/83 REVISION DATE: 06/01/83

REVIEWED BY: FMV DATE: 06/06/83

SYSTEM: CLASS 1E POWER INTERFACES

PLANT ID: CABLE-C67*

COMPONENT: 600 VOLT CONTROL CABLE
ASSOC COMP: N/A
ASSOC COMP: N/A

MANUFACTU: ROCKBESTOS
ASSOC MANF: N/A
ASSOC MANF: N/A

SERVICE: VARIOUS SAFETY SYSTEMS.

FUNCTION: ELECTRICAL POWER OR CONTROL SIGNAL TRANSMISSION FOR NORMAL AND ACCIDENT OPERATION.

ACCY: SPEC: N/A
DEMON: N/A
REF: N/A

MODEL NO.: 7/C #10
ASSOC M/N: XLPE INS.W/NEOPR.JACK.
ASSOC M/N: FACTORY KXL-420 INS.REW

SERIAL NO: N/A
ASSOC S/N: N/A
ASSOC S/N: N/A

LOCATION: PRI CONT/SEC CONT

RACK/PANEL: N/A

ASSOC. DWG: N/A

P.O. NO: E-28B

SUBMERGENCE: N/A

CHEMICAL SPRAY: YES

PARAMETER	ENVIRONMENT		DOCUMENTATION REFERENCE		QUALIFICATION	OUTSTANDING ITEMS	INTERFACES:
	SPECIFICATION	QUALIFICATION	SPECIFICATION	QUALIFICATION	METHOD		SPLICES: EQRR 169,194 LUGS: EQRR 171
OPERATING TIME	180 DAYS	180 DAYS	78	10	TEST & ANAL		
TEMPERATURE (F)	340	346	85	10	TEST & ANAL		MAINTENANCE REQUIREMENTS: NONE
PRESSURE (PSIA)	58.7	127.7	85	10	TEST		
RELATIVE HUMIDITY (%)	100	100	85	10	TEST		
RADIATION	7.28 E7 G 6.25 E4 B	2.01 E8	85,NOTE 2	10	TEST & ANAL		REMARKS: SPECIFIED ENVIRONMENTAL PARAMETERS ARE WORST CASE BASED UPON ANALYSIS OF ALL APPLICABLE LOCATIONS.
AGING	40 YRS.	40 YRS.	N/A	10	TEST & ANAL		

DEFICIENCY RESOLUTION:

FACILITY: LGS UNIT: 1 DOCKET: 50-352 EQRR: 22C

PREPARED BY: RDC DATE: 05/23/83 REVISION DATE: 06/01/83

REVIEWED BY: FMV DATE: 06/06/83

SYSTEM: CLASS 1E POWER INTERFACES

PLANT ID: CABLE-C67**

COMPONENT: 600 VOLT CONTROL CABLE

ASSOC COMP: N/A

ASSOC COMP: N/A

MANUFACTU: ROCKBESTOS

ASSOC MANF: N/A

ASSOC MANF: N/A

SERVICE: VARIOUS SAFETY SYSTEMS.

FUNCTION: ELECTRICAL POWER OR CONTROL SIGNAL TRANSMISSION FOR NORMAL AND ACCIDENT OPERATION.

ACCY: SPEC: N/A
DEMON: N/A
REF: N/A

MODEL NO.: 7/C #10

ASSOC M/N: XLPE INS.W/NEOPR JACK

ASSOC M/N: FACTORY KXL-740 INS.REW

SERIAL NO: N/A

ASSOC S/N: N/A

ASSOC S/N: N/A

XCATION: PRI CONT/SEC CONT

RACK/PANEL: N/A

ASSOC. DWG: N/A

P.O. NO: E-28B

SUBMERGENCE: N/A

CHEMICAL SPRAY: N/A

PARAMETER	ENVIRONMENT		DOCUMENTATION REFERENCE		QUALIFICATION	OUTSTANDING ITEMS	INTERFACES:
	SPECIFICATION	QUALIFICATION	SPECIFICATION	QUALIFICATION	METHOD		SPLICES: EQRR 169,194 LUGS: EQRR 171
OPERATING TIME	180 DAYS	180 DAYS	78	9	TEST & ANAL		
TEMPERATURE (F)	340	346	85	9	TEST & ANAL		MAINTENANCE REQUIREMENTS: NONE
PRESSURE (PSIA)	58.7	127.7	85	9	TEST		
RELATIVE HUMIDITY (%)	100	100	85	9	TEST		
RADIATION	7.28 E7 G 6.25 E4 B	2.01 E8	85,NOTE 2	9	TEST & ANAL		REMARKS: SPECIFIED ENVIRONMENTAL PARAMETERS ARE WORST CASE BASED UPON ANALYSIS OF ALL APPLICABLE LOCATIONS.
AGING	40 YRS.	40 YRS.	N/A	9	TEST & ANAL		

DEFICIENCY RESOLUTION:

PREPARED BY: RDC DATE: 05/23/83 REVISION DATE: 06/30/83

FACILITY: LGS UNIT: 1 DOCKET: 50-352 EQRR: 23

REVIEWED BY: FMV DATE: 06/30/83

SYSTEM: CLASS 1E POWER INTERFACES

PLANT ID: CABLE-H16

COMPONENT: 5 KV POWER CABLE
ASSOC COMP: N/A
ASSOC COMP: N/A

MANUFACTU: ANACONDA
ASSOC MANF: N/A
ASSOC MANF: N/A

SERVICE: ECCS PUMP MOTORS.

FUNCTION: ELECTRICAL POWER OR CONTROL SIGNAL TRANSMISSION FOR NORMAL AND ACCIDENT OPERATION. NOT REQUIRED FOR HELBS IN ECCS PUMP COMPARTMENTS.

ACCY: SPEC: N/A
DEMON: N/A
REF: N/A

MODEL NO.: 1/C #4/0
ASSOC M/N: EPR INS.W/CPE JACKET-
ASSOC M/N: (UNISHIELD)

SERIAL NO: N/A
ASSOC S/N: N/A
ASSOC S/N: N/A

LOCATION: SEC CONT

RACK/PANEL: N/A

ASSOC. DWG: N/A

P.O. NO: E-29

SUBMERGENCE: N/A

CHEMICAL SPRAY: N/A

PARAMETER	ENVIRONMENT		DOCUMENTATION REFERENCE		QUALIFICATION	OUTSTANDING ITEMS	INTERFACES:
	SPECIFICATION	QUALIFICATION	SPECIFICATION	QUALIFICATION	METHOD		SPLICES: EQRR 169,194 LUGS: EQRR 171
OPERATING TIME	180 DAYS	180 DAYS	78	21	TEST & ANAL		
TEMPERATURE (F)	120	346	85	21	TEST		MAINTENANCE REQUIREMENTS: NONE
PRESSURE (PSIA)	14.7	127.7	85	21	TEST		
RELATIVE HUMIDITY (%)	90	100	85	21	TEST		
RADIATION	7.28 E7 G 1.38 E6 B	2.00 E8	85	21	TEST		REMARKS: SPECIFIED ENVIRONMENTAL PARAMETERS ARE WORST CASE BASED UPON ALL APPLICABLE LOCATIONS.
AGING	40 YRS.	40 YRS.	N/A	21	TEST & ANAL		

DEFICIENCY RESOLUTION:

PREPARED BY: RDC DATE: 05/23/83 REVISION DATE: 06/30/83

FACILITY: LGS UNIT: 1 DOCKET: 50-352 EQRR: 23

REVIEWED BY: FMV DATE: 06/30/83

SYSTEM: CLASS 1E POWER INTERFACES

ACCY: SPEC: N/A
DEMON: N/A
REF: N/A

LOCATION: SEC CONT

PLANT ID: CABLE-H17

RACK/PANEL: N/A

COMPONENT: 5 KV POWER CABLE
ASSOC COMP: N/A
ASSOC COMP: N/A

MODEL NO.: 1/C #250 KCM
ASSOC M/N: EPR INS.W/CPE JACKET-
ASSOC M/N: (UNISHIELD)

ASSOC. DWG: N/A

MANUFACTU: ANACONDA
ASSOC MANF: N/A
ASSOC MANF: N/A

SERIAL NO: N/A
ASSOC S/N: N/A
ASSOC S/N: N/A

SERVICE: ECCS PUMP MOTORS

P.O. NO: E-29

FUNCTION: ELECTRICAL POWER OR CONTROL SIGNAL TRANSMISSION
FOR NORMAL AND ACCIDENT OPERATION.
NOT REQUIRED FOR HELBS
IN ECCS PUMP COMPARTMENTS

SUBMERGENCE: N/A

CHEMICAL SPRAY: N/A

PARAMETER	ENVIRONMENT		DOCUMENTATION REFERENCE		QUALIFICATION	OUTSTANDING ITEMS	INTERFACES:
	SPECIFICATION	QUALIFICATION	SPECIFICATION	QUALIFICATION	METHOD		SPLICES: EQRR 169,194 LUGS: EQRR 171
OPERATING TIME	180 DAYS	180 DAYS	78	21	TEST & ANAL		
TEMPERATURE (F)	120	346	85	21	TEST		MAINTENANCE REQUIREMENTS: NONE
PRESSURE (PSIA)	14.7	127.7	85	21	TEST		
RELATIVE HUMIDITY (%)	90	100	85	21	TEST		
RADIATION	7.28 E7 G 1.38 E6 B	2.00 E8	85	21	TEST		REMARKS: SPECIFIED ENVIRONMENTAL PARAMETERS ARE WORST CASE BASED UPON ALL APPLICABLE CONDITIONS
AGING	40 YRS.	40 YRS.	N/A	21	TEST & ANAL		

DEFICIENCY RESOLUTION:

PREPARED BY: RDC DATE: 05/23/83 REVISION DATE: 06/30/83

FACILITY: LGS UNIT: 1 DOCKET: 50-352 EQRR: 23

REVIEWED BY: FMV DATE: 06/30/83

SYSTEM: CLASS 1E POWER INTERFACES

ACCY: SPEC: N/A
DEMON: N/A
REF: N/A

LOCATION: SEC CONT

PLANT ID: CABLE-H18

RACK/PANEL: N/A

COMPONENT: 5 KV POWER CABLE
ASSOC COMP: N/A
ASSOC COMP: N/A

MODEL NO.: 1/C #350 KCM
ASSOC M/N: EPR INS.W/CPE JACKET-
ASSOC M/N: (UNISHIELD)

ASSOC. DWG: N/A

MANUFACTU: ANACONDA
ASSOC MANF: N/A
ASSOC MANF: N/A

SERIAL NO: N/A
ASSOC S/N: N/A
ASSOC S/N: N/A

SERVICE: ECCS PUMP MOTORS.

P.O. NO: E-29

FUNCTION: ELECTRICAL POWER OR CONTROL SIGNAL TRANSMISSION
FOR NORMAL AND ACCIDENT OPERATION.
NOT REQUIRED FOR HELBS
IN ECCS PUMP COMPARTMENTS.

SUBMERGENCE: N/A

CHEMICAL SPRAY: N/A

PARAMETER	ENVIRONMENT		DOCUMENTATION REFERENCE		QUALIFICATION	OUTSTANDING ITEMS	INTERFACES:
	SPECIFICATION	QUALIFICATION	SPECIFICATION	QUALIFICATION	METHOD		SPLICES: EQRR 169,194 LUGS: EQRR 171
OPERATING TIME	180 DAYS	180 DAYS	78	21	TEST & ANAL		
TEMPERATURE (F)	120	346	85	21	TEST		MAINTENANCE REQUIREMENTS: NONE
PRESSURE (PSIA)	14.7	127.7	85	21	TEST		
RELATIVE HUMIDITY (%)	90	100	85	21	TEST		
RADIATION	7.28 E7 G 1.38 E6 B	2.00 E8	85	21	TEST		REMARKS: SPECIFIED ENVIRONMENTAL PARAMETERS ARE WORST CASE BASED UPON ALL APPLICABLE LOCATIONS.
AGING	40 YRS	40 YRS	N/A	21	TEST & ANAL		

DEFICIENCY RESOLUTION:

PREPARED BY: RDC DATE: 05/23/83 REVISION DATE: 06/30/83

FACILITY: LGS UNIT: 1 DOCKET: 50-352 EQRR: 23

REVIEWED BY: FMV DATE: 06/30/83

SYSTEM: CLASS 1E POWER INTERFACES

ACCY: SPEC: N/A
DEMON: N/A
REF: N/A

LOCATION: SEC CONT

PLANT ID: CABLE-H19

RACK/PANEL: N/A

COMPONENT: 5 KV POWER CABLE
ASSOC COMP: N/A
ASSOC COMP: N/A

MODEL NO.: 1/C #500 KCM
ASSOC M/N: EPR INS.W/CPE JACKET-
ASSOC M/N: (UNISHIELD)

ASSOC. DWG: N/A

MANUFACTU: ANACONDA
ASSOC MANF: N/A
ASSOC MANF: N/A

SERIAL NO: N/A
ASSOC S/N: N/A
ASSOC S/N: N/A

SERVICE: ECCS PUMP MOTORS.

P.O. NO: E-29

FUNCTION: ELECTRICAL POWER OR CONTROL SIGNAL TRANSMISSION
FOR NORMAL AND ACCIDENT OPERATION.
NOT REQUIRED FOR HELBS
IN ECCS PUMP COMPARTMENTS.

SUBMERGENCE: N/A

CHEMICAL SPRAY: N/A

PARAMETER	ENVIRONMENT		DOCUMENTATION REFERENCE		QUALIFICATION	OUTSTANDING ITEMS	INTERFACES:
	SPECIFICATION	QUALIFICATION	SPECIFICATION	QUALIFICATION	METHOD		SPLICES: EQRR 169,194 LUGS: EQRR 171
OPERATING TIME	180 DAYS	180 DAYS	78	21	TEST & ANAL		
TEMPERATURE (F)	120	346	85	21	TEST		MAINTENANCE REQUIREMENTS: NONE
PRESSURE (PSIA)	14.7	127.7	85	21	TEST		
RELATIVE HUMIDITY (%)	90	100	85	21	TEST		
RADIATION	7.28 E7 G 1.38 E6 B	2.00 E8	85	21	TEST		REMARKS: SPECIFIED ENVIRONMENTAL PARAMETERS ARE WORST CASE BASED UPON ALL APPLICABLE LOCATIONS.
AGING	40 YRS.	40 YRS.	N/A	21	TEST & ANAL		

DEFICIENCY RESOLUTION:

PREPARED BY: RDC DATE: 05/23/83 REVISION DATE: 06/30/83

FACILITY: LGS UNIT: 1 DOCKET: 50-352 EQRR: 23

REVIEWED BY: FMV DATE: 06/30/83

SYSTEM: CLASS 1E POWER INTERFACES

ACCY: SPEC: N/A
DEMON: N/A
REF: N/A

LOCATION: SEC CONT

PLANT ID: CABLE-H20

RACK/PANEL: N/A

COMPONENT: 5 KV POWER CABLE
ASSOC COMP: N/A
ASSOC COMP: N/A

MODEL NO.: 1/C #750 KCM
ASSOC M/N: EPR INS.W/CPE JACKET-
ASSOC M/N: (UNISHIELD)

ASSOC. DWG: N/A

MANUFACTU: ANACONDA
ASSOC MANF: N/A
ASSOC MANF: N/A

SERIAL NO: N/A
ASSOC S/N: N/A
ASSOC S/N: N/A

SERVICE: ECCS PUMP MOTORS.

P.O. NO: E-29

FUNCTION: ELECTRICAL POWER OR CONTROL SIGNAL TRANSMISSION FOR NORMAL AND ACCIDENT OPERATION. NOT REQUIRED FOR HELBS IN ECCS PUMP COMPARTMENTS.

SUBMERGENCE: N/A

CHEMICAL SPRAY: N/A

PARAMETER	ENVIRONMENT		DOCUMENTATION REFERENCE		QUALIFICATION	OUTSTANDING ITEMS	INTERFACES: SPLICES: EQRR 169,194 LUGS: EQRR 171
	SPECIFICATION	QUALIFICATION	SPECIFICATION	QUALIFICATION	METHOD		
OPERATING TIME	180 DAYS	180 DAYS	78	21	TEST & ANAL		
TEMPERATURE (F)	120	346	85	21	TEST		MAINTENANCE REQUIREMENTS: NONE
PRESSURE (PSIA)	14.7	127.7	85	21	TEST		
RELATIVE HUMIDITY (%)	90	100	85	21	TEST		
RADIATION	7.28 E7 G 1.38 E6 B	2.00 E8	85	21	TEST		REMARKS: SPECIFIED ENVIRONMENTAL PARAMETERS ARE WORST CASE BASED UPON ALL APPLICABLE LOCATIONS.
AGING	40 YRS.	40 YRS.	N/A	21	TEST & ANAL		

DEFICIENCY RESOLUTION:

PREPARED BY: RDC DATE: 05/23/83 REVISION DATE: 06/30/83

FACILITY: LGS UNIT: 1 DOCKET: 50-352 EQRR: 23

REVIEWED BY: FMV DATE: 06/30/83

SYSTEM: CLASS 1E POWER INTERFACES

ACCY:SPEC: N/A
DEMON: N/A
REF: N/A

LOCATION: SEC CONT

PLANT ID: CABLE-H21

RACK/PANEL: N/A

COMPONENT: 5 KV POWER CABLE
ASSOC COMP: N/A
ASSOC COMP: N/A

MODEL NO.: 1/C #1000 KCM
ASSOC M/N: EPR INS.W/CPE JACKET-
ASSOC M/N: (UNISHIELD)

ASSOC. DWG: N/A

MANUFACTU: ANACONDA
ASSOC MANF: N/A
ASSOC MANF: N/A

SERIAL NO: N/A
ASSOC S/N: N/A
ASSOC S/N: N/A

SERVICE: ECCS PUMP MOTORS.

P.O. NO: E-29

FUNCTION: ELECTRICAL POWER OR CONTROL SIGNAL TRANSMISSION FOR NORMAL AND ACCIDENT OPERATION. NOT REQUIRED FOR HELBS IN ECCS PUMP COMPARTMENTS.

SUBMERGENCE: N/A

CHEMICAL SPRAY: N/A

PARAMETER	ENVIRONMENT		DOCUMENTATION REFERENCE		QUALIFICATION	OUTSTANDING ITEMS	INTERFACES:
	SPECIFICATION	QUALIFICATION	SPECIFICATION	QUALIFICATION	METHOD		SPLICES:EQRR 169, 194 LUGS: EQRR 171
OPERATING TIME	180 DAYS	180 DAYS	78	21	TEST & ANAL		
TEMPERATURE (F)	120	346	85	21	TEST		MAINTENANCE REQUIREMENTS: NONE
PRESSURE (PSIA)	14.7	127.7	85	21	TEST		
RELATIVE HUMIDITY (%)	90	100	85	21	TEST		
RADIATION	7.28 E7 G 1.38 E6 B	2.00 E8	85	21	TEST		REMARKS: SPECIFIED ENVIRONMENTAL PARAMETERS ARE WORST CASE BASED UPON ALL APPLICABLE LOCATIONS.
AGING	40 YRS.	40 YRS.	N/A	21	TEST & ANAL		

DEFICIENCY RESOLUTION:

PREPARED BY: RDC DATE: 05/23/83 REVISION DATE: 06/01/83

FACILITY: LGS UNIT: 1 DOCKET: 50-352 EQRR: 22A

REVIEWED BY: FMV DATE: 06/06/83

SYSTEM: CLASS 1E POWER INTERFACES

ACCY: SPEC: N/A
DEMON: N/A
REF: N/A

LOCATION: PRI CONT/SEC CONT

PLANT ID: CABLE-I41

RACK/PANEL: N/A

COMPONENT: 600 VOLT INSTRUMENTATION CABLE
ASSOC COMP: N/A
ASSOC COMP: N/A

MODEL NO.: 2/C #16
ASSOC M/N: XLPE INSULATION
ASSOC M/N: W/NEOPR JACK

ASSOC. DWG: N/A

MANUFACTU: ROCKBESTOS
ASSOC MANF: N/A
ASSOC MANF: N/A

SERIAL NO: N/A
ASSOC S/N: N/A
ASSOC S/N: N/A

SERVICE: VARIOUS SAFETY SYSTEMS.

P.O. NO: E-28B

FUNCTION: ELECTRICAL POWER OR CONTROL SIGNAL TRANSMISSION FOR NORMAL AND ACCIDENT OPERATION.

SUBMERGENCE: N/A

CHEMICAL SPRAY: YES

PARAMETER	ENVIRONMENT		DOCUMENTATION REFERENCE		QUALIFICATION	OUTSTANDING ITEMS	INTERFACES:
	SPECIFICATION	QUALIFICATION	SPECIFICATION	QUALIFICATION	METHOD		SPLICES: EQRR 169,194 LUGS: EQRR 171
OPERATING TIME	180 DAYS	180 DAYS	78	20	TEST & ANAL		
TEMPERATURE (F)	340	346	85	20	TEST & ANAL		MAINTENANCE REQUIREMENTS: NONE
PRESSURE (PSIA)	58.7	127.7	85	20	TEST		
RELATIVE HUMIDITY (%)	100	100	85	20	TEST		
RADIATION	7.28 E7 G 6.25 E4 B	2.01 E8	85,NOTE 2	20	TEST & ANAL		REMARKS: SPECIFIED ENVIRONMENTAL PARAMETERS ARE WORST CASE BASED UPON ANALYSIS OF ALL APPLICABLE LOCATIONS.
AGING	40 YRS.	40 YRS.	N/A	20	TEST & ANAL		

DEFICIENCY RESOLUTION:

PREPARED BY: RDC DATE: 05/23/83 REVISION DATE: 06/01/83

FACILITY: LGS UNIT: 1 DOCKET: 50-352 EQRR: 22C

REVIEWED BY: FMV DATE: 06/06/83

SYSTEM: CLASS 1E POWER INTERFACES

PLANT ID: CABLE-I41*

ACCY: SPEC: N/A
DEMON: N/A
REF: N/A

LOCATION: PRI CONT/SEC CONT

RACK/PANEL: N/A

COMPONENT: 600 VOLT INSTRUMENTATION CABLE
ASSOC COMP: N/A
ASSOC COMP: N/A

MODEL NO.: 2/C #16
ASSOC M/N: XLPE INSUL. W/NEOPR JAC
ASSOC M/N: FACTORY KXL-760 INS.REW

ASSOC. DWG: N/A

MANUFACTU: ROCKBESTOS
ASSOC MANF: N/A
ASSOC MANF: N/A

SERIAL NO: N/A
ASSOC S/N: N/A
ASSOC S/N: N/A

SERVICE: VARIOUS SAFETY SYSTEMS.

P.O. NO: E-28B

FUNCTION: ELECTRICAL POWER OR CONTROL SIGNAL TRANSMISSION FOR NORMAL AND ACCIDENT OPERATION.

SUBMERGENCE: N/A

CHEMICAL SPRAY: YES

PARAMETER	ENVIRONMENT		DOCUMENTATION REFERENCE		QUALIFICATION	OUTSTANDING ITEMS	INTERFACES:
	SPECIFICATION	QUALIFICATION	SPECIFICATION	QUALIFICATION	METHOD		SPLICES: EQRR 169,194 LUGS: EQRR 171
OPERATING TIME	180 DAYS	180 DAYS	78	9	TEST & ANAL		
TEMPERATURE (F)	340	346	85	9	TEST & ANAL		MAINTENANCE REQUIREMENTS: NONE
PRESSURE (PSIA)	58.7	127.7	85	9	TEST		
RELATIVE HUMIDITY (%)	100	100	85	9	TEST		
RADIATION	7.28 E7 G 6.25 E4 B	2.01 E8	85,NOTE 2	9	TEST & ANAL		REMARKS: SPECIFIED ENVIRONMENTAL PARAMETERS ARE WORST CASE BASED UPON ANALYSIS OF ALL APPLICABLE LOCATIONS.
AGING	40 YRS.	40 YRS.	N/A	9	TEST & ANAL		

DEFICIENCY RESOLUTION:

PREPARED BY: RDC DATE: 05/23/83 REVISION DATE: 06/01/83

FACILITY: LGS UNIT: 1 DOCKET: 50-352 EQRR: 22A

REVIEWED BY: FMV DATE: 06/06/83

SYSTEM: CLASS 1E POWER INTERFACES

PLANT ID: CABLE-I42

COMPONENT: 600 VOLT INSTRUMENTATION CABLE
ASSOC COMP: N/A
ASSOC COMP: N/A

MANUFACTU: ROCKBESTOS
ASSOC MANF: N/A
ASSOC MANF: N/A

SERVICE: VARIOUS SAFETY SYSTEMS.

FUNCTION: ELECTRICAL POWER OR CONTROL SIGNAL TRANSMISSION FOR NORMAL AND ACCIDENT OPERATION.

ACCY: SPEC: N/A
DEMON: N/A
REF: N/A

MODEL NO.: 4/C #16
ASSOC M/N: XLPE INSULATION
ASSOC M/N: W/NEOPR JACKET

SERIAL NO: N/A
ASSOC S/N: N/A
ASSOC S/N: N/A

LOCATION: PRI CONT/SEC CONT

RACK/PANEL: N/A

ASSOC. DWG: N/A

P.O. NO: E-28B

SUBMERGENCE: N/A

CHEMICAL SPRAY: YES

PARAMETER	ENVIRONMENT		DOCUMENTATION REFERENCE		QUALIFICATION	OUTSTANDING ITEMS	INTERFACES:
	SPECIFICATION	QUALIFICATION	SPECIFICATION	QUALIFICATION	METHOD		SPLICES: EQRR 169,194 LUGS: EQRR 171
OPERATING TIME	180 DAYS	180 DAYS	78	20	TEST & ANAL		
TEMPERATURE (F)	340	346	85	20	TEST & ANAL		MAINTENANCE REQUIREMENTS: NONE
PRESSURE (PSIA)	58.7	127.7	85	20	TEST		
RELATIVE HUMIDITY (%)	100	100	85	20	TEST		
RADIATION	7.28 E7 G 6.25 E4 B	2.01 E8	85,NOTE 2	20	TEST & ANAL		REMARKS: SPECIFIED ENVIPONMENTAL PARAMETERS ARE WORST CASE BASED UPON ANALYSIS OF ALL APPLICABLE LOCATIONS.
AGING	40 YRS.	40 YRS.	N/A	20	TEST & ANAL		

DEFICIENCY RESOLUTION:

PREPARED BY: RDC DATE: 05/23/83 REVISION DATE: 06/01/83

FACILITY: LGS UNIT: 1 DOCKET: 50-352 EQRR: 22C

REVIEWED BY: FMV DATE: 06/06/83

SYSTEM: CLASS 1E POWER INTERFACES

ACCY: SPEC: N/A
DEMON: N/A
REF: N/A

LOCATION: PRI CONT/SEC CONT

PLANT ID: CABLE-I42*

RACK/PANEL: N/A

COMPONENT: 600 VOLT INSTRUMENTATION CABLE
ASSOC COMP: N/A
ASSOC COMP: N/A

MODEL NO.: 4/C #16
ASSOC M/N: XLPE INSUL. W/NEOPR JAC
ASSOC M/N: FACTORY KXL-760 INS.REW

ASSOC. DWG: N/A

MANUFACTU: ROCKBESTOS
ASSOC MANF: N/A
ASSOC MANF: N/A

SERIAL NO: N/A
ASSOC S/N: N/A
ASSOC S/N: N/A

SERVICE: VARIOUS SAFETY SYSTEMS.

P.O. NO: E-28B

FUNCTION: ELECTRICAL POWER OR CONTROL SIGNAL TRANSMISSION FOR NORMAL AND ACCIDENT OPERATION.

SUBMERGENCE: N/A

CHEMICAL SPRAY: YES

PARAMETER	ENVIRONMENT		DOCUMENTATION REFERENCE		QUALIFICATION	OUTSTANDING ITEMS	INTERFACES:
	SPECIFICATION	QUALIFICATION	SPECIFICATION	QUALIFICATION	METHOD		SPLICES: EQRR 169,194 LUGS: EQRR 171
OPERATING TIME	180 DAYS	180 DAYS	78	9	TEST & ANAL		
TEMPERATURE (F)	340	346	85	9	TEST & ANAL		MAINTENANCE REQUIREMENTS: NONE
PRESSURE (PSIA)	58.7	127.7	85	9	TEST		
RELATIVE HUMIDITY (%)	100	100	85	9	TEST		
RADIATION	7.28 E7 G 6.25 E4 B	2.01 E8	85,NOTE 2	9	TEST & ANAL		REMARKS: SPECIFIED ENVIRONMENTAL PARAMETERS ARE WORST CASE BASED UPON ANALYSIS OF ALL APPLICABLE LOCATIONS.
AGING	40 YRS.	40 YRS.	N/A	9	TEST & ANAL		

DEFICIENCY RESOLUTION:

PREPARED BY: RDC DATE: 05/23/83 REVISION DATE: 06/01/83

FACILITY: LGS UNIT: 1 DOCKET: 50-352 EQRR: 22A

REVIEWED BY: FMV DATE: 06/06/83

SYSTEM: CLASS 1E POWER INTERFACES

PLANT ID: CABLE-I43

COMPONENT: 600 VOLT INSTRUMENTATION CABLE
ASSOC COMP: N/A
ASSOC COMP: N/A

MANUFACTU: ROCKBESTOS
ASSOC MANF: N/A
ASSOC MANF: N/A

SERVICE: VARIOUS SAFETY SYSTEMS.

FUNCTION: ELECTRICAL POWER OR CONTROL SIGNAL TRANSMISSION FOR NORMAL AND ACCIDENT OPERATION.

ACCY: SPEC: N/A
DEMON: N/A
REF: N/A

MODEL NO.: 7/C #16
ASSOC M/N: XLPE INSULATION
ASSOC M/N: W/NEOPR JACK

SERIAL NO: N/A
ASSOC S/N: N/A
ASSOC S/N: N/A

LOCATION: PRI CONT/SEC CONT

RACK/PANEL: N/A

ASSOC. DWG: N/A

P.O. NO: E-28B

SUBMERGENCE: N/A

CHEMICAL SPRAY: YES

PARAMETER	ENVIRONMENT		DOCUMENTATION REFERENCE		QUALIFICATION	OUTSTANDING ITEMS	INTERFACES:
	SPECIFICATION	QUALIFICATION	SPECIFICATION	QUALIFICATION	METHOD		SPLICES: EQRR 169,194 LUGS: EQRR 171
OPERATING TIME	180 DAYS	180 DAYS	78	20	TEST & ANAL		
TEMPERATURE (F)	340	346	85	20	TEST & ANAL		MAINTENANCE REQUIREMENTS: NONE
PRESSURE (PSIA)	58.7	127.7	85	20	TEST		
RELATIVE HUMIDITY (%)	100	100	85	20	TEST		
RADIATION	7.28 E7 G 6.25 E4 B	2.01 E8	85,NOTE 2	20	TEST & ANAL		REMARKS: SPECIFIED ENVIRONMENTAL PARAMETERS ARE WORST CASE BASED UPON ANALYSIS OF ALL APPLICABLE LOCATIONS.
AGING	40 YRS.	40 YRS.	N/A	20	TEST & ANAL		

DEFICIENCY RESOLUTION:

PREPARED BY: RDC DATE: 05/23/83 REVISION DATE: 06/01/83

FACILITY: LGS UNIT: 1 DOCKET: 50-352 EQRR: 22C

REVIEWED BY: FMV DATE: 06/06/83

SYSTEM: CLASS 1E POWER INTERFACES

ACCY: SPEC: N/A
DEMON: N/A
REF: N/A

LOCATION: PRI CONT/SEC CONT

PLANT ID: CABLE-I43*

RACK/PANEL: N/A

COMPONENT: 600 VOLT INSTRUMENTATION CABLE

MODEL NO.: 7/C #16

ASSOC COMP: N/A

ASSOC M/N: XLPE INSUL. W/NEOPR JAC

ASSOC. DWG: N/A

ASSOC COMP: N/A

ASSOC M/N: FACTORY KXL-760 INS.REW

MANUFACTU: ROCKBESTOS

SERIAL NO: N/A

ASSOC MANF: N/A

ASSOC S/N: N/A

ASSOC MANF: N/A

ASSOC S/N: N/A

SERVICE: VARIOUS SAFETY SYSTEMS.

P.O. NO: E-288

FUNCTION: ELECTRICAL POWER OR CONTROL SIGNAL TRANSMISSION FOR NORMAL AND ACCIDENT OPERATION.

SUBMERGENCE: N/A

CHEMICAL SPRAY: YES

PARAMETER	ENVIRONMENT		DOCUMENTATION REFERENCE		QUALIFICATION	OUTSTANDING ITEMS	INTERFACES:
	SPECIFICATION	QUALIFICATION	SPECIFICATION	QUALIFICATION	METHOD		SPLICES: EQRR 169,194 LUGS: EQRR 171
OPERATING TIME	180 DAYS	180 DAYS	78	9	TEST & ANAL		
TEMPERATURE (F)	340	346	85	9	TEST & ANAL		MAINTENANCE REQUIREMENTS: NONE
PRESSURE (PSIA)	58.7	127.7	85	9	TEST		
RELATIVE HUMIDITY (%)	100	100	85	9	TEST		
RADIATION	7.28 E7 G 6.25 E4 B	2.01 E8	85,NOTE 2	9	TEST & ANAL		REMARKS: SPECIFIED ENVIRONMENTAL PARAMETERS ARE WORST CASE BASED UPON ANALYSIS OF ALL APPLICABLE LOCATIONS.
AGING	40 YRS.	40 YRS.	N/A	9	TEST & ANAL		

DEFICIENCY RESOLUTION:

PREPARED BY: RDC DATE: 05/23/83 REVISION DATE: 06/01/83

FACILITY: LGS UNIT: 1 DOCKET: 50-352 EQRR: 22A

REVIEWED BY: FMV DATE: 06/06/83

SYSTEM: CLASS 1E POWER INTERFACES

PLANT ID: CABLE-I46

COMPONENT: 600 VOLT INSTRUMENTATION CABLE
ASSOC COMP: N/A
ASSOC COMP: N/A

MANUFACTU: ROCKBESTOS
ASSOC MANF: N/A
ASSOC MANF: N/A

SERVICE: VARIOUS SAFETY SYSTEMS.

FUNCTION: ELECTRICAL POWER OR CONTROL SIGNAL TRANSMISSION
FOR NORMAL AND ACCIDENT OPERATION.

ACCY: SPEC: N/A
DEMON: N/A
REF: N/A

MODEL NO.: 19/C #16
ASSOC M/N: XLPE INSULATION
ASSOC M/N: W/NEOPR JACK

SERIAL NO: N/A
ASSOC S/N: N/A
ASSOC S/N: N/A

LOCATION: PRI CONT/SEC CONT

RACK/PANEL: N/A

ASSOC. DWG: N/A

P.O. NO: E-28B

SUBMERGENCE: N/A

CHEMICAL SPRAY: YES

PARAMETER	ENVIRONMENT		DOCUMENTATION REFERENCE		QUALIFICATION	OUTSTANDING ITEMS	INTERFACES:
	SPECIFICATION	QUALIFICATION	SPECIFICATION	QUALIFICATION	METHOD		SPLICES: EQRR 169,194 LUGS: EQRR 171
OPERATING TIME	180 DAYS	180 DAYS	78	20	TEST & ANAL		
TEMPERATURE (F)	340	346	85	20	TEST & ANAL		MAINTENANCE REQUIREMENTS: NONE
PRESSURE (PSIA)	58.7	127.7	85	20	TEST		
RELATIVE HUMIDITY (%)	100	100	85	20	TEST		
RADIATION	7.28 E7 G 6.25 E4 B	2.01 E8	85,NOTE 2	20	TEST & ANAL		REMARKS: SPECIFIED ENVIRONMENTAL PARAMETERS ARE WORST CASE BASED UPON ANALYSIS OF ALL APPLICABLE LOCATIONS.
AGING	40 YRS.	40 YRS.	N/A	20	TEST & ANAL		

DEFICIENCY RESOLUTION:

PREPARED BY: RDC DATE: 05/23/83 REVISION DATE: 06/01/83

FACILITY: LGS UNIT: 1 DOCKET: 50-352 EQRR: 22C

REVIEWED BY: FMV DATE: 06/06/83

SYSTEM: CLASS 1E POWER INTERFACES

PLANT ID: CABLE-I46*

ACCY: SPEC: N/A
DEMON: N/A
REF: N/A

LOCATION: PRI CONT/SEC CONT

RACK/PANEL: N/A

COMPONENT: 600 VOLT INSTRUMENTATION CABLE
ASSOC COMP: N/A
ASSOC COMP: N/A

MODEL NO.: 19/C #16
ASSOC M/N: XLPE INSUL. W/NEOPR JAC
ASSOC M/N: FACTORY KXL-760 INS.REW

ASSOC. DWG: N/A

MANUFACTURER: ROCKBESTOS
ASSOC [illegible]: N/A
ASSOC [illegible]: N/A

SERIAL NO: N/A
ASSOC S/N: N/A
ASSOC S/N: N/A

SERVICE: VARIOUS SAFETY SYSTEMS.

P.O. NO: E-28B

FUNCTION: ELECTRICAL POWER OR CONTROL SIGNAL TRANSMISSION FOR NORMAL AND ACCIDENT OPERATION.

SUBMERGENCE: N/A

CHEMICAL SPRAY: YES

PARAMETER	ENVIRONMENT		DOCUMENTATION REFERENCE		QUALIFICATION	OUTSTANDING ITEMS	INTERFACES:
	SPECIFICATION	QUALIFICATION	SPECIFICATION	QUALIFICATION	METHOD		SPLICES: EQRR 169,194 LUGS: EQRR 171
OPERATING TIME	180 DAYS	180 DAYS	78	9	TEST & ANAL		
TEMPERATURE (F)	340	346	85	9	TEST & ANAL		MAINTENANCE REQUIREMENTS: NONE
PRESSURE (PSIA)	58.7	127.7	85	9	TEST		
RELATIVE HUMIDITY (%)	100	100	85	9	TEST		
RADIATION	7.28 E7 G 6.25 E4 B	2.01 E8	85,NOTE 2	9	TEST & ANAL		REMARKS: SPECIFIED ENVIRONMENTAL PARAMETERS ARE WORST CASE BASED UPON ANALYSIS OF ALL APPLICABLE LOCATIONS.
AGING	40 YRS.	40 YRS.	N/A	9	TEST & ANAL		

DEFICIENCY RESOLUTION:

PREPARED BY: RDC DATE: 05/23/83 REVISION DATE: 06/01/83

FACILITY: LGS UNIT: 1 DOCKET: 50-352 EQRR: 22A

REVIEWED BY: FMV DATE: 06/06/83

SYSTEM: CLASS 1E POWER INTERFACES

PLANT ID: CABLE-I47

ACCY: SPEC: N/A
DEMON: N/A
REF: N/A

LOCATION: PRI CONT/SEC CONT

RACK/PANEL: N/A

COMPONENT: 600 VOLT INSTRUMENTATION CABLE
ASSOC COMP: N/A
ASSOC COMP: N/A

MODEL NO.: 27/C #16
ASSOC M/N: XLPE INSULATION
ASSOC M/N: W/NEOPR JACK

ASSOC. DWG: N/A

MANUFACTU: ROCKBESTOS
ASSOC MANF: N/A
ASSOC MANF: N/A

SERIAL NO: N/A
ASSOC S/N: N/A
ASSOC S/N: N/A

SERVICE: VARIOUS SAFETY SYSTEMS.

P.O. NO: E-28B

FUNCTION: ELECTRICAL POWER OR CONTROL SIGNAL TRANSMISSION FOR NORMAL AND ACCIDENT OPERATION.

SUBMERGENCE: N/A

CHEMICAL SPRAY: YES

PARAMETER	ENVIRONMENT		DOCUMENTATION REFERENCE		QUALIFICATION	OUTSTANDING ITEMS	INTERFACES:
	SPECIFICATION	QUALIFICATION	SPECIFICATION	QUALIFICATION	METHOD		SPLICES: EQRR 169,194 LUGS: EQRR 171
OPERATING TIME	180 DAYS	180 DAYS	78	20	TEST & ANAL		
TEMPERATURE (F)	340	346	85	20	TEST & ANAL		MAINTENANCE REQUIREMENTS: NONE
PRESSURE (PSIA)	58.7	127.7	85	20	TEST		
RELATIVE HUMIDITY (%)	100	100	85	20	TEST		
RADIATION	7.28 E7 G 6.25 E4 B	2.01 E8	85,NOTE 2	20	TEST & ANAL		REMARKS: SPECIFIED ENVIRONMENTAL PARAMETERS ARE WORST CASE BASED UPON ANALYSIS OF ALL APPLICABLE LOCATIONS.
AGING	40 YRS.	40 YRS.	N/A	20	TEST & ANAL		

DEFICIENCY RESOLUTION:

PREPARED BY: RDC DATE: 05/23/83 REVISION DATE: 06/01/83

FACILITY: LGS UNIT: 1 DOCKET: 50-352 EQRR: 22C

REVIEWED BY: FMV DATE: 06/06/83

SYSTEM: CLASS 1E POWER INTERFACES

ACCY: SPEC: N/A
DEMON: N/A
REF: N/A

LOCATION: PRI CONT/SEC CONT

PLANT ID: CABLE-I47*

RACK/PANEL: N/A

COMPONENT: 600 VOLT INSTRUMENTATION CABLE
ASSOC COMP: N/A
ASSOC COMP: N/A

MODEL NO.: 27/C #16
ASSOC M/N: XLPE INSUL. W/NEOPR JAC
ASSOC M/N: FACTORY KXL-760 INS.REW

ASSOC. DWG: N/A

MANUFACTU: ROCKBESTOS
ASSOC MANF: N/A
ASSOC MANF: N/A

SERIAL NO: N/A
ASSOC S/N: N/A
ASSOC S/N: N/A

SERVICE: VARIOUS SAFETY SYSTEMS.

P.O. NO: E-28B

FUNCTION: ELECTRICAL POWER OR CONTROL SIGNAL TRANSMISSION FOR NORMAL AND ACCIDENT OPERATION.

SUBMERGENCE: N/A

CHEMICAL SPRAY: YES

PARAMETER	ENVIRONMENT		DOCUMENTATION REFERENCE		QUALIFICATION	OUTSTANDING ITEMS	INTERFACES:
	SPECIFICATION	QUALIFICATION	SPECIFICATION	QUALIFICATION	METHOD		SPLICES: EQRR 169,194 LUGS: EQRR 171
OPERATING TIME	180 DAYS	180 DAYS	78	9	TEST & ANAL		
TEMPERATURE (F)	340	346	85	9	TEST & ANAL		MAINTENANCE REQUIREMENTS: NONE
PRESSURE (PSIA)	58.7	127.7	85	9	TEST		
RELATIVE HUMIDITY (%)	100	100	85	9	TEST		
RADIATION	7.28 E7 G 6.25 E4 B	2.01 E8	85,NOTE 2	9	TEST & ANAL		REMARKS SPECIFIED ENVIRONMENTAL PARAMETERS ARE WORST CASE BASED UPON ANALYSIS OF ALL APPLICABLE LOCATIONS.
AGING	40 YRS.	40 YRS.	N/A	9	TEST & ANAL		

DEFICIENCY RESOLUTION:

PREPARED BY: RDC DATE: 05/23/83 REVISION DATE: 06/01/83

FACILITY: LGS UNIT: 1 DOCKET: 50-352 EQRR: 22A

REVIEWED BY: FMV DATE: 06/06/83

SYSTEM: CLASS 1E POWER INTERFACES

PLANT ID: CABLE-I48

ACCY: SPEC: N/A
DEMON: N/A
REF: N/A

LOCATION: PRI CONT/SEC CONT

RACK/PANEL: N/A

COMPONENT: 600 VOLT INSTRUMENTATION CABLE
ASSOC COMP: N/A
ASSOC COMP: N/A

MODEL NO.: 37/C #16
ASSOC M/N: XLPE INSULATION
ASSOC M/N: W/NEOPR JACK

ASSOC. DWG: N/A

MANUFACTU: ROCKBESTOS
ASSOC MANF: N/A
ASSOC MANF: N/A

SERIAL NO: N/A
ASSOC S/N: N/A
ASSOC S/N: N/A

SERVICE: VARIOUS SAFETY SYSTEMS.

P.O. NO: E-288

FUNCTION: ELECTRICAL POWER OR CONTROL SIGNAL TRANSMISSION FOR NORMAL AND ACCIDENT OPERATION.

SUBMERGENCE: N/A

CHEMICAL SPRAY: YES

PARAMETER	ENVIRONMENT		DOCUMENTATION REFFRENCE		QUALIFICATION	OUTSTANDING ITEMS	INTERFACES:
	SPECIFICATION	QUALIFICATION	SPECIFICATION	QUALIFICATION	METHOD		SPLICES: EQRR 169,194 LUGS: EQRR 171
OPERATING TIME	180 DAYS	180 DAYS	78	20	TEST & ANAL		
TEMPERATURE (F)	340	346	85	20	TEST & ANAL		MAINTENANCE REQUIREMENTS: NONE
PRESSURE (PSIA)	58.7	127.7	85	20	TEST		
RELATIVE HUMIDITY (%)	100	100	85	20	TEST		
RADIATION	7.28 E7 G 6.25 E4 B	2.01 E8	85,NOTE 2	20	TEST & ANAL		REMARKS: SPECIFIED ENVIRONMENTAL PARAMETERS ARE WORST CASE BASED UPON ANALYSIS OF ALL APPLICABLE LOCATIONS.
AGING	40 YRS.	40 YRS.	N/A	20	TEST & ANAL		

DEFICIENCY RESOLUTION:

PREPARED BY: RDC DATE: 05/23/83 REVISION DATE: 06/01/83

FACILITY: LGS UNIT: 1 DOCKET: 50-352 EQRR: 22C

REVIEWED BY: FMV DATE: 06/06/83

SYSTEM: CLASS 1E POWER INTERFACES

ACCY: SPEC: N/A
DEMON: N/A
REF: N/A

LOCATION: PRI CONT/SEC CONT

PLANT ID: CABLE-148*

RACK/PANEL: N/A

COMPONENT: 600 VOLT INSTRUMENTATION CABLE
ASSOC COMP: N/A
ASSOC COMP: N/A

MODEL NO.: 37/C #16
ASSOC M/N: XLPE INSUL. W/NEOPR JAC
ASSOC M/N: FACTORY KXL-760 INS.REW

ASSOC. DWG: N/A

MANUFACTU: ROCKBESTOS
ASSOC MANF: N/A
ASSOC MANF: N/A

SERIAL NO: N/A
ASSOC S/N: N/A
ASSOC S/N: N/A

SERVICE: VARIOUS SAFETY SYSTEMS.

P.O. NO: E-28B

FUNCTION: ELECTRICAL POWER OR CONTROL SIGNAL TRANSMISSION FOR NORMAL AND ACCIDENT OPERATION.

SUBMERGENCE: N/A

CHEMICAL SPRAY: YES

PARAMETER	ENVIRONMENT		DOCUMENTATION REFERENCE		QUALIFICATION	OUTSTANDING ITEMS	INTERFACES:
	SPECIFICATION	QUALIFICATION	SPECIFICATION	QUALIFICATION	METHOD		SPLICES: EQRR 169,194 LUGS: EQRR 171
OPERATING TIME	180 DAYS	180 DAYS	78	9	TEST & ANAL		
TEMPERATURE (F)	340	346	85	9	TEST & ANAL		MAINTENANCE REQUIREMENTS: NONE
PRESSURE (PSIA)	58.7	127.7	85	9	TEST		
RELATIVE HUMIDITY (%)	100	100	85	9	TEST		
RADIATION	7.28 E7 G 6.25 E4 B	2.01 E8	85,NOTE 2	9	TEST & ANAL		REMARKS: SPECIFIED ENVIRONMENTAL PARAMETERS ARE WORST CASE BASED UPON ANALYSIS OF ALL APPLICABLE LOCATIONS.
AGING	40 YRS.	40 YRS.	N/A	9	TEST & ANAL		

DEFICIENCY RESOLUTION:

PREPARED BY: RDC DATE: 05/23/83 REVISION DATE: 06/01/83

FACILITY: LGS UNIT: 1 DOCKET: 50-352 EQRR: 22A

REVIEWED BY: FMV DATE: 06/06/83

SYSTEM: CLASS 1E POWER INTERFACES

ACCY: SPEC: N/A
DEMON: N/A
REF: N/A

LOCATION: PRI CONT/SEC CONT

PLANT ID: CABLE-S26

RACK/PANEL: N/A

COMPONENT: 600 VOLT INSTRUMENTATION CABLE
ASSOC COMP: N/A
ASSOC COMP: N/A

MODEL NO.: 5/C #20
ASSOC M/N: XLPE INSULATION
ASSOC M/N: W/NEOPR JACK

ASSOC. DWG: N/A

MANUFACTU: ROCKBESTOS
ASSOC MANF: N/A
ASSOC MANF: N/A

SERIAL NO: N/A
ASSOC S/N: N/A
ASSOC S/N: N/A

SERVICE: VARIOUS SAFETY SYSTEMS.

P.O. NO: E-28B

FUNCTION: ELECTRICAL POWER OR CONTROL SIGNAL TRANSMISSION FOR NORMAL AND ACCIDENT OPERATION.

SUBMERGENCE: N/A

CHEMICAL SPRAY: YES

PARAMETER	ENVIRONMENT		DOCUMENTATION REFERENCE		QUALIFICATION	OUTSTANDING ITEMS	INTERFACES:
	SPECIFICATION	QUALIFICATION	SPECIFICATION	QUALIFICATION	METHOD		SPLICES: EQRR 169,194 LUGS: EQRR 171
OPERATING TIME	180 DAYS	180 DAYS	78	20	TEST & ANAL		
TEMPERATURE (F)	340	346	85	20	TEST & ANAL		MAINTENANCE REQUIREMENTS: NONE
PRESSURE (PSIA)	58.7	127.7	85	20	TEST		
RELATIVE HUMIDITY (%)	100	100	85	20	TEST		
RADIATION	7.28 E7 G 6.25 E4 B	2.01 E8	85,NOTE 2	20	TEST & ANAL		REMARKS: SPECIFIED ENVIRONMENTAL PARAMETERS ARE WORST CASE BASED UPON ANALYSIS OF ALL APPLICABLE LOCATIONS.
AGING	40 YRS.	40 YRS.	N/A	20	TEST & ANAL		

DEFICIENCY RESOLUTION:

PREPARED BY: RDC DATE: 05/23/83 REVISION DATE: 06/01/83

FACILITY: LGS UNIT: 1 DOCKET: 50-352 EQRR: 22C

REVIEWED BY: FMV DATE: 06/06/83

SYSTEM: CLASS 1E POWER INTERFACES

ACCY: SPEC: N/A
DEMON: N/A
REF: N/A

LOCATION: PRI CONT/SEC CONT

PLANT ID: CABLE-S26*

RACK/PANEL: N/A

COMPONENT: 600 VOLT INSTRUMENTATION CABLE
ASSOC COMP: N/A
ASSOC COMP: N/A

MODEL NO.: 5/C #20
ASSOC M/N: XLPE INSUL. W/NEOPR JAC
ASSOC M/N: FACTORY KXL-760 INS.REW

ASSOC. DWG: N/A

MANUFACTU: ROCKBESTOS
ASSOC MANF: N/A
ASSOC MANF: N/A

SERIAL NO: N/A
ASSOC S/N: N/A
ASSOC S/N: N/A

SERVICE: VARIOUS SAFETY SYSTEMS.

P.O. NO: E-28B

FUNCTION: ELECTRICAL POWER OR CONTROL SIGNAL TRANSMISSION FOR NORMAL AND ACCIDENT OPERATION.

SUBMERGENCE: N/A

CHEMICAL SPRAY: YES

PARAMETER	ENVIRONMENT		DOCUMENTATION REFERENCE		QUALIFICATION	OUTSTANDING ITEMS	INTERFACES:
	SPECIFICATION	QUALIFICATION	SPECIFICATION	QUALIFICATION	METHOD		SPLICES: EQRR 169,194 LUGS: EQRR 171
OPERATING TIME	180 DAYS	180 DAYS	78	9	TEST & ANAL		
TEMPERATURE (F)	340	346	85	9	TEST & ANAL		MAINTENANCE REQUIREMENTS: NONE
PRESSURE (PSIA)	58.7	127.7	85	9	TEST		
RELATIVE HUMIDITY (%)	100	100	85	9	TEST		
RADIATION	7.28 E7 G 6.25 E4 B	2.01 E8	85,NOTE 2	9	TEST & ANAL		REMARKS: SPECIFIED ENVIRONMENTAL PARAMETERS ARE WORST CASE BASED UPON ANALYSIS OF ALL APPLICABLE LOCATIONS.
AGING	40 YRS.	40 YRS.	N/A	9	TEST & ANAL		

DEFICIENCY RESOLUTION:

PREPARED BY: RDC DATE: 05/23/83 REVISION DATE: 06/01/83

FACILITY: LGS UNIT: 1 DOCKET: 50-352 EQRR: 22A

REVIEWED BY: FMV DATE: 06/06/83

SYSTEM: CLASS 1E POWER INTERFACES

PLANT ID: CABLE-S29

ACCY: SPEC: N/A
DEMON: N/A
REF: N/A

LOCATION: PRI CONT/SEC CONT

RACK/PANEL: N/A

COMPONENT: 600 VOLT INSTRUMENTATION CABLE
ASSOC COMP: N/A
ASSOC COMP: N/A

MODEL NO.: 48/C #20
ASSOC M/N: XLPE INSULATION
ASSOC M/N: W/NEOPR JACK

ASSOC. DWG: N/A

MANUFACTU: ROCKBESTOS
ASSOC MANF: N/A
ASSOC MANF: N/A

SERIAL NO: N/A
ASSOC S/N: N/A
ASSOC S/N: N/A

SERVICE: VARIOUS SAFETY SYSTEMS.

P.O. NO: E-28B

FUNCTION: ELECTRICAL POWER OR CONTROL SIGNAL TRANSMISSION FOR NORMAL AND ACCIDENT OPERATION.

SUBMERGENCE: N/A

CHEMICAL SPRAY: YES

PARAMETER	ENVIRONMENT		DOCUMENTATION REFERENCE		QUALIFICATION	OUTSTANDING ITEMS	INTERFACES:
	SPECIFICATION	QUALIFICATION	SPECIFICATION	QUALIFICATION	METHOD		SPLICES: EQRR 169,194 LUGS: EQRR 171
OPERATING TIME	180 DAYS	180 DAYS	78	20	TEST & ANAL		
TEMPERATURE (F)	340	346	85	20	TEST & ANAL		MAINTENANCE REQUIREMENTS: NONE
PRESSURE (PSIA)	58.7	127.7	85	20	TEST		
RELATIVE HUMIDITY (%)	100	100	85	20	TEST		
RADIATION	7.28 E7 G 6.25 E4 B	2.01 E8	85,NOTE 2	20	TEST & ANAL		REMARKS: SPECIFIED ENVIRONMENTAL PARAMETERS ARE WORST CASE BASED UPON ANALYSIS OF ALL APPLICABLE LOCATIONS.
AGING	40 YRS.	40 YRS.	N/A	20	TEST & ANAL		

DEFICIENCY RESOLUTION:

PREPARED BY: RDC DATE: 05/23/83 REVISION DATE: 06/01/83

FACILITY: LGS UNIT: 1 DOCKET: 50-352 EQRR: 22C

REVIEWED BY: FMV DATE: 06/06/83

SYSTEM: CLASS 1E POWER INTERFACES

PLANT ID: CABLE-S29*

ACCY: SPEC: N/A
DEMON: N/A
REF: N/A

LOCATION: PRI CONT/SEC CONT

RACK/PANEL: N/A

COMPONENT: 600 VOLT INSTRUMENTATION CABLE
ASSOC COMP: N/A
ASSOC COMP: N/A

MODEL NO.: 48/C #20
ASSOC M/ .: XLPE INSUL. W/NEOPR JAC
ASSOC P N: FACTORY KXL-760 INS.REW

ASSOC. DWG: N/A

MANUFACTU: ROCKBESTOS
ASSOC MANF: N/A
ASSOC MANF: N/A

SERIAL NO: N/A
ASSOC S/N: N/A
ASSOC S/N: N/A

SERVICE: VARIOUS SAFETY SYSTEMS.

P.O. NO: E-28B

FUNCTION: ELECTRICAL POWER OR CONTROL SIGNAL TRANSMISSION FOR NORMAL AND ACCIDENT OPERATION.

SUBMERGENCE: N/A

CHEMICAL SPRAY: YES

PARAMETER	ENVIRONMENT		DOCUMENTATION REFERENCE		QUALIFICATION	OUTSTANDING ITEMS	INTERFACES:
	SPECIFICATION	QUALIFICATION	SPECIFICATION	QUALIFICATION	METHOD		SPLICES: EQRR 169,194 LUGS: EQRR 171
OPERATING TIME	180 DAYS	180 DAYS	78	9	TEST & ANAL		
TEMPERATURE (F)	340	346	85	9	TEST & ANAL		MAINTENANCE REQUIREMENTS: NONE
PRESSURE (PSIA)	58.7	127.7	85	9	TEST		
RELATIVE HUMIDITY (%)	100	100	85	9	TEST		
RADIATION	7.28 E7 G 6.25 E4 B	2.01 E8	85,NOTE 2	9	TEST & ANAL		REMARKS: SPECIFIED ENVIRONMENTAL PARAMETERS ARE WORST CASE BASED UPON ANALYSIS OF ALL APPLICABLE LOCATIONS.
AGING	40 YRS.	40 YRS.	N/A	9	TEST & ANAL		

DEFICIENCY RESOLUTION:

PREPARED BY: RDC DATE: 05/23/83 REVISION DATE: 06/01/83

FACILITY: LGS UNIT: 1 DOCKET: 50-352 EQRR: 22A

REVIEWED BY: FMV DATE: 06/06/83

SYSTEM: CLASS 1E POWER INTERFACES

PLANT ID: CABLE-S30

ACCY: SPEC: N/A
DEMON: N/A
REF: N/A

LOCATION: PRI CONT/SEC CONT

RACK/PANEL: N/A

COMPONENT: 600 VOLT INSTRUMENTATION CABLE
ASSOC COMP: N/A
ASSOC COMP: N/A

MODEL NO.: 1 PR #16
ASSOC M/N: XLPE INSULATION
ASSOC M/N: W/NEOPR JACK

ASSOC. DWG: N/A

MANUFACTU: ROCKBESTOS
ASSOC MANF: N/A
ASSOC MANF: N/A

SERIAL NO: N/A
ASSOC S/N: N/A
ASSOC S/N: N/A

SERVICE: VARIOUS SAFETY SYSTEMS.

P.O. NO: E-28B

FUNCTION: ELECTRICAL POWER OR CONTROL SIGNAL TRANSMISSION FOR NORMAL AND ACCIDENT OPERATION.

SUBMERGENCE: N/A

CHEMICAL SPRAY: YES

PARAMETER	ENVIRONMENT		DOCUMENTATION REFERENCE		QUALIFICATION	OUTSTANDING ITEMS	INTERFACES:
	SPECIFICATION	QUALIFICATION	SPECIFICATION	QUALIFICATION	METHOD		SPLICES: EQRR 169,194 LUGS: EQRR 171
OPERATING TIME	180 DAYS	180 DAYS	78	20	TEST & ANAL		
TEMPERATURE (F)	340	346	85	20	TEST & ANAL		MAINTENANCE REQUIREMENTS: NONE
PRESSURE (PSIA)	58.7	127.7	85	20	TEST		
RELATIVE HUMIDITY (%)	100	100	85	20	TEST		
RADIATION	7.28 E7 G 6.25 E4 B	2.01 E8	85,NOTE 2	20	TEST & ANAL		REMARKS: SPECIFIED ENVIRONMENTAL PARAMETERS ARE WORST CASE BASED UPON ANALYSIS OF ALL APPLICABLE LOCATIONS.
AGING	40 YRS.	40 YRS.	N/A	20	TEST & ANAL		

DEFICIENCY RESOLUTION:

PREPARED BY: RDC DATE: 05/23/83 REVISION DATE: 06/01/83

FACILITY: LGS UNIT: 1 DOCKET: 50-352 EQRR: 22C

REVIEWED BY: FMV DATE: 06/06/83

SYSTEM: CLASS 1E POWER INTERFACES

ACCY: SPEC: N/A
DEMON: N/A
REF: N/A

LOCATION: PRI CONT/SEC CONT

PLANT ID: CABLE-S30*

RACK/PANEL: N/A

COMPONENT: 600 VOLT INSTRUMENTATION CABLE

MODEL NO.: 1 PR #16

ASSOC COMP: N/A

ASSOC M/N: XLPE INSUL. W/NEOPR JAC

ASSOC. DWG: N/A

ASSOC COMP: N/A

ASSOC M/N: FACTORY KXL-760 INS.REW

MANUFACTU: ROCKBESTOS

SERIAL NO: N/A

ASSOC MANF: N/A

ASSOC S/N: N/A

ASSOC MANF: N/A

ASSOC S/N: N/A

SERVICE: VARIOUS SAFETY SYSTEMS.

P.O. NO: E-28B

FUNCTION: ELECTRICAL POWER OR CONTROL SIGNAL TRANSMISSION FOR NORMAL AND ACCIDENT OPERATION.

SUBMERGENCE: N/A

CHEMICAL SPRAY: YES

PARAMETER	ENVIRONMENT		DOCUMENTATION REFERENCE		QUALIFICATION	OUTSTANDING ITEMS	INTERFACES:
	SPECIFICATION	QUALIFICATION	SPECIFICATION	QUALIFICATION	METHOD		SPLICES: EQRR 169,194 LUGS: EQRR 171
OPERATING TIME	180 DAYS	180 DAYS	78	9	TEST & ANAL		
TEMPERATURE (F)	340	346	85	9	TEST & ANAL		MAINTENANCE REQUIREMENTS: NONE
PRESSURE (PSIA)	58.7	127.7	85	9	TEST		
RELATIVE HUMIDITY (%)	100	100	85	9	TEST		
RADIATION	7.28 E7 G 6.25 E4 B	2.01 E8	85,NOTE 2	9	TEST & ANAL		REMARKS: SPECIFIED ENVIRONMENTAL PARAMETERS ARE WORST CASE BASED UPON ANALYSIS OF ALL APPLICABLE LOCATIONS.
AGING	40 YRS.	40 YRS.	N/A	9	TEST & ANAL		

DEFICIENCY RESOLUTION:

PREPARED BY: RDC DATE: 05/23/83 REVISION DATE: 06/01/83

FACILITY: LGS UNIT: 1 DOCKET: 50-352 EQRR: 22A

REVIEWED BY: FMV DATE: 06/06/83

SYSTEM: CLASS 1E POWER INTERFACES

PLANT ID: CABLE-S31

COMPONENT: 600 VOLT INSTRUMENTATION CABLE
ASSOC COMP: N/A
ASSOC COMP: N/A

MANUFACTU: ROCKBESTOS
ASSOC MANF: N/A
ASSOC MANF: N/A

SERVICE: VARIOUS SAFETY SYSTEMS.

FUNCTION: ELECTRICAL POWER OR CONTROL SIGNAL TRANSMISSION FOR NORMAL AND ACCIDENT OPERATION.

ACCY: SPEC: N/A
DEMON: N/A
REF: N/A

MODEL NO.: 1 TRIAD #16
ASSOC M/N: XLPE INSULATION
ASSOC M/N: W/NEOPR JACK

SERIAL NO: N/A
ASSOC S/N: N/A
ASSOC S/N: N/A

LOCATION: PRI CONT/SEC CONT

RACK/PANEL: N/A

ASSOC. DWG: N/A

P.O. NO: E-28B

SUBMERGENCE: N/A

CHEMICAL SPRAY: YES

PARAMETER	ENVIRONMENT		DOCUMENTATION REFERENCE		QUALIFICATION	OUTSTANDING ITEMS	INTERFACES:
	SPECIFICATION	QUALIFICATION	SPECIFICATION	QUALIFICATION	METHOD		SPLICES: EQRR 169,194 LUGS: EQRR 171
OPERATING TIME	180 DAYS	180 DAYS	78	20	TEST & ANAL		
TEMPERATURE (F)	340	346	85	20	TEST & ANAL		MAINTENANCE REQUIREMENTS: NONE
PRESSURE (PSIA)	58.7	127.7	85	20	TEST		
RELATIVE HUMIDITY (%)	100	100	85	20	TEST		
RADIATION	7.28 E7 G 6.25 E4 B	2.01 E8	85,NOTE 2	20	TEST & ANAL		REMARKS: SPECIFIED ENVIRONMENTAL PARAMETERS ARE WORST CASE BASED UPON ANALYSIS OF ALL APPLICABLE LOCATIONS.
AGING	40 YRS.	40 YRS.	N/A	20	TEST & ANAL		

DEFICIENCY RESOLUTION:

PREPARED BY: RDC DATE: 05/23/83 REVISION DATE: 06/01/83

FACILITY: LGS UNIT: 1 DOCKET: 50-352 EQRR: 22C

REVIEWED BY: FMV DATE: 06/06/83

SYSTEM: CLASS 1E POWER INTERFACES

ACCY: SPEC: N/A
DEMON: N/A
REF: N/A

LOCATION: PRI CONT/SEC CONT

PLANT ID: CABLE-S31*

RACK/PANEL: N/A

COMPONENT: 600 VOLT INSTRUMENTATION CABLE
ASSOC COMP: N/A
ASSOC COMP: N/A

MODEL NO.: 1 TRIAD #16
ASSOC M/N: XLPE INSUL. W/NEOPR JAC
ASSOC M/N: FACTORY KXL-760 INS.REW

ASSOC. DWG: N/A

MANUFACTU: ROCKBESTOS
ASSOC MANF: N/A
ASSOC MANF: N/A

SERIAL NO: N/A
ASSOC S/N: N/A
ASSOC S/N: N/A

SERVICE: VARIOUS SAFETY SYSTEMS.

P.O. NO: E-28B

FUNCTION: ELECTRICAL POWER OR CONTROL SIGNAL TRANSMISSION FOR NORMAL AND ACCIDENT OPERATION.

SUBMERGENCE: N/A

CHEMICAL SPRAY: YES

PARAMETER	ENVIRONMENT		DOCUMENTATION REFERENCE		QUALIFICATION	OUTSTANDING ITEMS	INTERFACES:
	SPECIFICATION	QUALIFICATION	SPECIFICATION	QUALIFICATION	METHOD		SPLICES: EQRR 169,194 LUGS: EQRR 171
OPERATING TIME	180 DAYS	180 DAYS	78	9	TEST & ANAL		
TEMPERATURE (F)	340	346	85	9	TEST & ANAL		MAINTENANCE REQUIREMENTS: NONE
PRESSURE (PSIA)	58.7	127.7	85	9	TEST		
RELATIVE HUMIDITY (%)	100	100	85	9	TEST		
RADIATION	7.28 E7 G 6.25 E4 B	2.01 E8	85,NOTE 2	9	TEST & ANAL		REMARKS: SPECIFIED ENVIRONMENTAL PARAMETERS ARE WORST CASE BASED UPON ANALYSIS OF ALL APPLICABLE LOCATIONS.
AGING	40 YRS.	40 YRS.	N/A	9	TEST & ANAL		

DEFICIENCY RESOLUTION:

PREPARED BY: RDC DATE: 05/23/83 REVISION DATE: 06/01/83

FACILITY: LGS UNIT: 1 DOCKET: 50-352 EQRR: 22A

REVIEWED BY: FMV DATE: 06/06/83

SYSTEM: CLASS 1E POWER INTERFACES

ACCY:SPEC: N/A
DEMON: N/A
REF: N/A

LOCATION: PRI CONT/SEC CONT

PLANT ID: CABLE-S32

RACK/PANEL: N/A

COMPONENT: 600 VOLT INSTRUMENTATION CABLE
ASSOC COMP: N/A
ASSOC COMP: N/A

MODEL NO.: 4/C #16
ASSOC M/N: XLPE INSULATION
ASSOC M/N: W/NEOPR JACKET

ASSOC. DWG: N/A

MANUFACTU: ROCKBESTOS
ASSOC MANF: N/A
ASSOC MANF: N/A

SERIAL NO: N/A
ASSOC S/N: N/A
ASSOC S/N: N/A

SERVICE: VARIOUS SAFETY SYSTEMS.

P.O. NO: E-28B

FUNCTION: ELECTRICAL POWER OR CONTROL SIGNAL TRANSMISSION FOR NORMAL AND ACCIDENT OPERATION.

SUBMERGENCE: N/A

CHEMICAL SPRAY: YES

PARAMETER	ENVIRONMENT		DOCUMENTATION REFERENCE		QUALIFICATION	OUTSTANDING ITEMS	INTERFACES:
	SPECIFICATION	QUALIFICATION	SPECIFICATION	QUALIFICATION	METHOD		SPLICES: EQRR 169,194 LUGS: EQRR 171
OPERATING TIME	180 DAYS	180 DAYS	78	20	TEST & ANAL		
TEMPERATURE (F)	340	346	85	20	TEST & ANAL		MAINTENANCE REQUIREMENTS: NONE
PRESSURE (PSIA)	58.7	127.7	85	20	TEST		
RELATIVE HUMIDITY (%)	100	100	85	20	TEST		
RADIATION	7.28 E7 G 6.25 E4 B	2.01 E8	85,NOTE 2	20	TEST & ANAL		REMARKS: SPECIFIED ENVIRONMENTAL PARAMETERS ARE WORST CASE BASED UPON ANALYSIS OF ALL APPLICABLE LOCATIONS.
AGING	40 YRS.	40 YRS.	N/A	20	TEST & ANAL		

DEFICIENCY RESOLUTION:

PREPARED BY: RDC DATE: 05/23/83 REVISION DATE: 06/01/83

FACILITY: LGS UNIT: 1 DOCKET: 50-352 EQRR: 22C

REVIEWED BY: FMV DATE: 06/06/83

SYSTEM: CLASS 1E POWER INTERFACES

ACCY: SPEC: N/A
DEMON: N/A
REF: N/A

LOCATION: PRI CONT/SEC CONT

PLANT ID: CABLE-S32*

RACK/PANEL: N/A

COMPONENT: 600 VOLT INSTRUMENTATION CABLE
ASSOC COMP: N/A
ASSOC COMP: N/A

MODEL NO.: 4/C #16
ASSOC M/N: XLPE INSUL. W/NEOPR JAC
ASSOC M/N: FACTORY KXL-760 INS.REW

ASSOC. DWG: N/A

MANUFACTU: ROCKBESTOS
ASSOC MANF: N/A
ASSOC MANF: N/A

SERIAL NO: N/A
ASSOC S/N: N/A
ASSOC S/N: N/A

SERVICE: VARIOUS SAFETY SYSTEMS.

P.O. NO: E-288

FUNCTION: ELECTRICAL POWER OR CONTROL SIGNAL TRANSMISSION FOR NORMAL AND ACCIDENT OPERATION.

SUBMERGENCE: N/A

CHEMICAL SPRAY: YES

PARAMETER	ENVIRONMENT		DOCUMENTATION REFERENCE		QUALIFICATION	OUTSTANDING ITEMS	INTERFACES:
	SPECIFICATION	QUALIFICATION	SPECIFICATION	QUALIFICATION	METHOD		SPLICES: EQRR 169,194 LUGS: EQRR 171
OPERATING TIME	180 DAYS	180 DAYS	78	9	TEST & ANAL		
TEMPERATURE (F)	340	346	85	9	TEST & ANAL		MAINTENANCE REQUIREMENTS: NONE
PRESSURE (PSIA)	58.7	127.7	85	9	TEST		
RELATIVE HUMIDITY (%)	100	100	85	9	TEST		
RADIATION	7.28 E7 G 6.25 E4 B	2.01 E8	85,NOTE 2	9	TEST & ANAL		REMARKS: SPECIFIED ENVIRONMENTAL PARAMETERS ARE WORST CASE BASED UPON ANALYSIS OF ALL APPLICABLE LOCATIONS.
AGING	40 YRS.	40 YRS.	N/A	9	TEST & ANAL		

DEFICIENCY RESOLUTION:

PREPARED BY: RDC DATE: 05/23/83 REVISION DATE: 06/01/83

FACILITY: LGS UNIT: 1 DOCKET: 50-352 EQRR: 22A

REVIEWED BY: FMV DATE: 06/06/83

SYSTEM: CLASS 1E POWER INTERFACES

PLANT ID: CABLE-S33

ACCY: SPEC: N/A
DEMON: N/A
REF: N/A

LOCATION: PRI CONT/SEC CONT

RACK/PANEL: N/A

COMPONENT: 600 VOLT INSTRUMENTATION CABLE
ASSOC COMP: N/A
ASSOC COMP: N/A

MODEL NO.: 9/C #16
ASSOC M/N: XLPE INSULATION
ASSOC M/N: N/NEOPR JACKET

ASSOC. DWG: N/A

MANUFACTU: ROCKBESTOS
ASSOC MANF: N/A
ASSOC MANF: N/A

SERIAL NO: N/A
ASSOC S/N: N/A
ASSOC S/N: N/A

SERVICE: VARIOUS SAFETY SYSTEMS.

P.O. NO: E-28B

FUNCTION: ELECTRICAL POWER OR CONTROL SIGNAL TRANSMISSION FOR NORMAL AND ACCIDENT OPERATION.

SUBMERGENCE: N/A

CHEMICAL SPRAY: YES

PARAMETER	ENVIRONMENT		DOCUMENTATION REFERENCE		QUALIFICATION	OUTSTANDING ITEMS	INTERFACES:
	SPECIFICATION	QUALIFICATION	SPECIFICATION	QUALIFICATION	METHOD		SPLICES: EQRR 169,194 LUGS: EQRR 171
OPERATING TIME	180 DAYS	180 DAYS	78	20	TEST & ANAL		
TEMPERATURE (F)	340	346	85	20	TEST & ANAL		MAINTENANCE REQUIREMENTS: NONE
PRESSURE (PSIA)	58.7	127.7	85	20	TEST		
RELATIVE HUMIDITY (%)	100	100	85	20	TEST		
RADIATION	7.28 E7 G 6.25 E4 B	2.01 E8	85,NOTE 2	20	TEST & ANAL		REMARKS: SPECIFIED ENVIRONMENTAL PARAMETERS ARE WORST CASE BASED UPON ANALYSIS OF ALL APPLICABLE LOCATIONS.
AGING	40 YRS.	40 YRS.	N/A	20	TEST & ANAL		

DEFICIENCY RESOLUTION:

PREPARED BY: RDC DATE: 05/23/83 REVISION DATE: 06/01/83

FACILITY: LGS UNIT: 1 DOCKET: 50-352 EQRR: 22C

REVIEWED BY: FMV DATE: 06/06/83

SYSTEM: CLASS 1E POWER INTERFACES

ACCY: SPEC: N/A
DEMON: N/A
REF: N/A

LOCATION: PRI CONT/SEC CONT

PLANT ID: CABLE-S33*

RACK/PANEL: N/A

COMPONENT: 600 VOLT INSTRUMENTATION CABLE
ASSOC COMP: N/A
ASSOC COMP: N/A

MODEL NO.: 9/C #16
ASSOC M/N: XLPE INSUL. W/NEOPR JAC
ASSOC M/N: FACTORY KXL-760 INS.REW

ASSOC. DWG: N/A

MANUFACTU: ROCKBESTOS
ASSOC MANF: N/A
ASSOC MANF: N/A

SERIAL NO: N/A
ASSOC S/N: N/A
ASSOC S/N: N/A

SERVICE: VARIOUS SAFETY SYSTEMS.

P.O. NO: E-28B

FUNCTION: ELECTRICAL POWER OR CONTROL SIGNAL TRANSMISSION FOR NORMAL AND ACCIDENT OPERATION.

SUBMERGENCE: N/A

CHEMICAL SPRAY: YES

PARAMETER	ENVIRONMENT		DOCUMENTATION REFERENCE		QUALIFICATION	OUTSTANDING ITEMS	INTERFACES:
	SPECIFICATION	QUALIFICATION	SPECIFICATION	QUALIFICATION	METHOD		SPLICES: EQRR 169,194 LUGS: EQRR 171
OPERATING TIME	180 DAYS	180 DAYS	78	9	TEST & ANAL		
TEMPERATURE (F)	340	346	85	9	TEST & ANAL		MAINTENANCE REQUIREMENTS: NONE
PRESSURE (PSIA)	58.7	127.7	65	9	TEST		
RELATIVE HUMIDITY (%)	100	100	85	9	TEST		
RADIATION	7.28 E7 G 6.25 E4 B	2.01 E8	85,NOTE 2	9	TEST & ANAL		REMARKS: SPECIFIED ENVIRONMENTAL PARAMETERS ARE WORST CASE BASED UPON ANALYSIS OF ALL APPLICABLE LOCATIONS.
AGING	40 YRS.	40 YRS.	N/A	9	TEST & ANAL		

DEFICIENCY RESOLUTION:

PREPARED BY: RDC DATE: 05/23/83 REVISION DATE: 06/01/83

FACILITY: LGS UNIT: 1 DOCKET: 50-352 EQRR: 22A

REVIEWED BY: FMV DATE: 06/06/83

SYSTEM: CLASS 1E POWER INTERFACES

PLANT ID: CABLE-534

ACCY: SPEC: N/A
DEMON: N/A
REF: N/A

LOCATION: PRI CONT/SEC CONT

RACK/PANEL: N/A

COMPONENT: 600 VOLT INSTRUMENTATION CABLE
ASSOC COMP: N/A
ASSOC COMP: N/A

MODEL NO.: 12/C #16
ASSOC M/N: XLPE INSULATION
ASSOC M/N: W/NEOPR JACK

ASSOC. DWG: N/A

MANUFACTU: ROCKBESTOS
ASSOC MANF: N/A
ASSOC MANF: N/A

SERIAL NO: N/A
ASSOC S/N: N/A
ASSOC S/N: N/A

SERVICE: VARIOUS SAFETY SYSTEMS.

P.O. NO: E-28B

FUNCTION: ELECTRICAL POWER OR CONTROL SIGNAL TRANSMISSION FOR NORMAL AND ACCIDENT OPERATION.

SUBMERGENCE: N/A

CHEMICAL SPRAY: YES

PARAMETER	ENVIRONMENT		DOCUMENTATION REFERENCE		QUALIFICATION	OUTSTANDING ITEMS	INTERFACES:
	SPECIFICATION	QUALIFICATION	SPECIFICATION	QUALIFICATION	METHOD		SPLICES: EQRR 169,194 LUGS: EQRR 171
OPERATING TIME	180 DAYS	180 DAYS	78	20	TEST & ANAL		
TEMPERATURE (F)	340	346	85	20	TEST & ANAL		MAINTENANCE REQUIREMENTS: NONE
PRESSURE (PSIA)	58.7	127.7	85	20	TEST		
RELATIVE HUMIDITY (%)	100	100	85	20	TEST		
RADIATION	7.28 E7 G 6.25 E4 B	2.01 E8	85,NOTE 2	20	TEST & ANAL		REMARKS: SPECIFIED ENVIRONMENTAL PARAMETERS ARE WORST CASE BASED UPON ANALYSIS OF ALL APPLICABLE LOCATIONS.
AGING	40 YRS.	40 YRS.	N/A	20	TEST & ANAL		

DEFICIENCY RESOLUTION:

PREPARED BY: RDC DATE: 05/23/83 REVISION DATE: 06/01/83

FACILITY: LGS UNIT: 1 DOCKET: 50-352 EQRR: 22C

REVIEWED BY: FMV DATE: 06/06/83

SYSTEM: CLASS 1E POWER INTERFACES

PLANT ID: CABLE-S34*

ACCY: SPEC: N/A
DEMON: N/A
REF: N/A

LOCATION: PRI CONT/SEC CONT

RACK/PANEL: N/A

COMPONENT: 600 VOLT INSTRUMENTATION CABLE
ASSOC COMP: N/A
ASSOC COMP: N/A

MODEL NO.: 12/C #16
ASSOC M/N: XLPE INSUL. W/NEOPR JAC
ASSOC M/N: FACTORY KXL-760 INS.REW

ASSOC. DWG: N/A

MANUFACTU: ROCKBESTOS
ASSOC MANF: N/A
ASSOC MANF: N/A

SERIAL NO: N/A
ASSOC S/N: N/A
ASSOC S/N: N/A

SERVICE: VARIOUS SAFETY SYSTEMS.

P.O. NO: E-28B

FUNCTION: ELECTRICAL POWER OR CONTROL SIGNAL TRANSMISSION FOR NORMAL AND ACCIDENT OPERATION.

SUBMERGENCE: N/A

CHEMICAL SPRAY: YES

PARAMETER	ENVIRONMENT		DOCUMENTATION REFERENCE		QUALIFICATION	OUTSTANDING ITEMS	INTERFACES:
	SPECIFICATION	QUALIFICATION	SPECIFICATION	QUALIFICATION	METHOD		SPLICES: EQRR 169,194 LUGS: EQRR 171
OPERATING TIME	180 DAYS	180 DAYS	78	9	TEST & ANAL		
TEMPERATURE (F)	340	346	85	9	TEST & ANAL		MAINTENANCE REQUIREMENTS: NONE
PRESSURE (PSIA)	58.7	127.7	85	9	TEST		
RELATIVE HUMIDITY (%)	100	100	85	9	TEST		
RADIATION	7.28 E7 G 6.25 E4 B	2.01 E8	85,NOTE 2	9	TEST & ANAL		REMARKS: SPECIFIED ENVIRONMENTAL PARAMETERS ARE WORST CASE BASED UPON ANALYSIS OF ALL APPLICABLE LOCATIONS.
AGING	40 YRS.	40 YRS.	N/A	9	TEST & ANAL		

DEFICIENCY RESOLUTION:

PREPARED BY: RDC DATE: 05/23/83 REVISION DATE: 06/01/83

FACILITY: LGS UNIT: 1 DOCKET: 50-352 EQRR: 22A

REVIEWED BY: FMV DATE: 06/06/83

SYSTEM: CLASS 1E POWER INTERFACES

PLANT ID: CABLE-S35

COMPONENT: 600 VOLT INSTRUMENTATION CABLE
ASSOC COMP: N/A
ASSOC COMP: N/A

MANUFACTU: ROCKBESTOS
ASSOC MANF: N/A
ASSOC MANF: N/A

SERVICE: VARIOUS SAFETY SYSTEMS.

FUNCTION: ELECTRICAL POWER OR CONTROL SIGNAL TRANSMISSION FOR NORMAL AND ACCIDENT OPERATION.

ACCY: SPEC: N/A
DEMON: N/A
REF: N/A

MODEL NO.: 37/C #16
ASSOC M/N: XLPE INSULATION
ASSOC M/N: W/NEOPR JACKET

SERIAL NO: N/A
ASSOC S/N: N/A
ASSOC S/N: N/A

LOCATION: PRI CONT/SEC CONT

RACK/PANEL: N/A

ASSOC. DWG: N/A

P.O. NO: E-28B

SUBMERGENCE: N/A

CHEMICAL SPRAY: YES

PARAMETER	ENVIRONMENT		DOCUMENTATION REFERENCE		QUALIFICATION	OUTSTANDING ITEMS
	SPECIFICATION	QUALIFICATION	SPECIFICATION	QUALIFICATION	METHOD	
OPERATING TIME	180 DAYS	180 DAYS	78	20	TEST & ANAL	
TEMPERATURE (F)	340	346	85	20	TEST & ANAL	
PRESSURE (PSIA)	58.7	127.7	85	20	TEST	
RELATIVE HUMIDITY (%)	100	100	85	20	TEST	
RADIATION	7.28 E7 G 6.25 E4 B	2.01 E8	85,NOTE 2	20	TEST & ANAL	
AGING	40 YRS.	40 YRS.	N/A	20	TEST & ANAL	

INTERFACES:
SPLICES: EQRR 169,194
LUGS: EQRR 171

MAINTENANCE REQUIREMENTS:
NONE

REMARKS:
SPECIFIED ENVIRONMENTAL PARAMETERS ARE WORST CASE BASED UPON ANALYSIS OF ALL APPLICABLE LOCATIONS.

DEFICIENCY RESOLUTION:

PREPARED BY: RDC DATE: 05/23/83 REVISION DATE: 06/01/83

FACILITY: LGS UNIT: 1 DOCKET: 50-352 EQRR: 22C

REVIEWED BY: FMV DATE: 06/06/83

SYSTEM: CLASS 1E POWER INTERFACES

PLANT ID: CABLE-535*

COMPONENT: 600 VOLT INSTRUMENTATION CABLE
ASSOC COMP: N/A
ASSOC COMP: N/A

MANUFACTU: ROCKBESTOS
ASSOC MANF: N/A
ASSOC MANF: N/A

SERVICE: VARIOUS SAFETY SYSTEMS.

FUNCTION: ELECTRICAL POWER OR CONTROL SIGNAL TRANSMISSION FOR NORMAL AND ACCIDENT OPERATION.

ACCY: SPEC: N/A
DEMON: N/A
REF: N/A

MODEL NO.: 37/C #16
ASSOC M/N: XLPE INSUL. W/NEOPR JAC
ASSOC M/N: FACTORY KXL-760 INS.REW

SERIAL NO: N/A
ASSOC S/N: N/A
ASSOC S/N: N/A

LOCATION: PRI CONT/SEC CONT

RACK/PANEL: N/A

ASSOC. DWG: N/A

P.O. NO: E-28B

SUBMERGENCE: N/A

CHEMICAL SPRAY: YES

PARAMETER	ENVIRONMENT		DOCUMENTATION REFERENCE		QUALIFICATION	OUTSTANDING ITEMS	INTERFACES:
	SPECIFICATION	QUALIFICATION	SPECIFICATION	QUALIFICATION	METHOD		SPLICES: EQRR 169,194 LUGS: EQRR 171
OPERATING TIME	180 DAYS	180 DAYS	78	9	TEST & ANAL		
TEMPERATURE (F)	340	346	85	9	TEST & ANAL		MAINTENANCE REQUIREMENTS: NONE
PRESSURE (PSIA)	58.7	127.7	85	9	TEST		
RELATIVE HUMIDITY (%)	100	100	85	9	TEST		
RADIATION	7.28 E7 G 6.25 E4 B	2.01 E8	85,NOTE 2	9	TEST & ANAL		REMARKS: SPECIFIED ENVIRONMENTAL PARAMETERS ARE WORST CASE BASED UPON ANALYSIS OF ALL APPLICABLE LOCATIONS.
AGING	40 YRS.	40 YRS.	N/A	9	TEST & ANAL		

DEFICIENCY RESOLUTION:

PREPARED BY: RDC DATE: 05/23/83 REVISION DATE: 06/01/83

FACILITY: LGS UNIT: 1 DOCKET: 50-352 EQRR: 22A

REVIEWED BY: FMV DATE: 06/06/83

SYSTEM: CLASS 1E POWER INTERFACES

PLANT ID: CABLE-S36

COMPONENT: 600 VOLT INSTRUMENTATION CABLE
ASSOC COMP: N/A
ASSOC COMP: N/A

MANUFACTU: ROCKBESTOS
ASSOC MANF: N/A
ASSOC MANF: N/A

SERVICE: VARIOUS SAFETY SYSTEMS.

FUNCTION: ELECTRICAL POWER OR CONTROL SIGNAL TRANSMISSION FOR NORMAL AND ACCIDENT OPERATION.

ACCY: SPEC: N/A
DEMON: N/A
REF: N/A

MODEL NO.: 3 PR #16
ASSOC M/N: XLPE INSULATION
ASSOC M/N: W/NEOPR JACK

SERIAL NO: N/A
ASSOC S/N: N/A
ASSOC S/N: N/A

LOCATION: PRI CONT/SEC CONT

RACK/PANEL: N/A

ASSOC. DWG: N/A

P.O. NO: E-28B

SUBMERGENCE: N/A

CHEMICAL SPRAY: YES

PARAMETER	ENVIRONMENT		DOCUMENTATION REFERENCE		QUALIFICATION	OUTSTANDING ITEMS	INTERFACES:
	SPECIFICATION	QUALIFICATION	SPECIFICATION	QUALIFICATION	METHOD		SPLICES: EQRR 169,194 LUGS: EQRR 171
OPERATING TIME	180 DAYS	180 DAYS	78	20	TEST & ANAL		
TEMPERATURE (F)	340	346	85	20	TEST & ANAL		MAINTENANCE REQUIREMENTS: NONE
PRESSURE (PSIA)	58.7	127.7	85	20	TEST		
RELATIVE HUMIDITY (%)	100	100	85	20	TEST		
RADIATION	7.28 E7 G 6.25 E4 B	2.01 E8	85,NOTE 2	20	TEST & ANAL		REMARKS: SPECIFIED ENVIRONMENTAL PARAMETERS ARE WORST CASE BASED UPON ANALYSIS OF ALL APPLICABLE LOCATIONS.
AGING	40 YRS.	40 YRS.	N/A	20	TEST & ANAL		

DEFICIENCY RESOLUTION:

FACILITY: LGS UNIT: 1 DOCKET: 50-352 EQRR: 22C

PREPARED BY: RDC DATE: 05/23/83 REVISION DATE: 06/01/83

REVIEWED BY: FMV DATE: 06/06/83

SYSTEM: CLASS 1E POWER INTERFACES

PLANT ID: CABLE-536*

ACCY: SPEC: N/A
DEMON: N/A
REF: N/A

LOCATION: PRI CONT/SEC CONT

RACK/PANEL: N/A

COMPONENT: 600 VOLT INSTRUMENTATION CABLE
ASSOC COMP: N/A
ASSOC COMP: N/A

MODEL NO.: 3 PR #16
ASSOC M/N: XLPE INSUL. W/NEOPR JAC
ASSOC M/N: FACTORY KXL-760 INS.REW

ASSOC. DWG: N/A

MANUFACTU: ROCKBESTOS
ASSOC MANF: N/A
ASSOC MANF: N/A

SERIAL NO: N/A
ASSOC S/N: N/A
ASSOC S/N: N/A

SERVICE: VARIOUS SAFETY SYSTEMS.

P.O. NO: E-28B

FUNCTION: ELECTRICAL POWER OR CONTROL SIGNAL TRANSMISSION FOR NORMAL AND ACCIDENT OPERATION.

SUBMERGENCE: N/A

CHEMICAL SPRAY: YES

PARAMETER	ENVIRONMENT		DOCUMENTATION REFERENCE		QUALIFICATION	OUTSTANDING ITEMS	INTERFACES:
	SPECIFICATION	QUALIFICATION	SPECIFICATION	QUALIFICATION	METHOD		SPLICES: EQRR 169,194 LUGS: EQRR 171
OPERATING TIME	180 DAYS	180 DAYS	78	9	TEST & ANAL		
TEMPERATURE (F)	340	346	85	9	TEST & ANAL		MAINTENANCE REQUIREMENTS: NONE
PRESSURE (PSIA)	58.7	127.7	85	9	TEST		
RELATIVE HUMIDITY (%)	100	100	85	9	TEST		
RADIATION	7.28 E7 G 6.25 E4 B	2.01 E8	85,NOTE 2	9	TEST & ANAL		REMARKS: SPECIFIED ENVIRONMENTAL PARAMETERS ARE WORST CASE BASED UPON ANALYSIS OF ALL APPLICABLE LOCATIONS.
AGING	40 YRS.	40 YRS.	N/A	9	TEST & ANAL		

DEFICIENCY RESOLUTION:

PREPARED BY: RDC DATE: 05/23/83 REVISION DATE: 06/01/83

FACILITY: LGS UNIT: 1 DOCKET: 50-352 EQRR: 22A

REVIEWED BY: FMV DATE: 06/06/83

SYSTEM: CLASS 1E POWER INTERFACES

PLANT ID: CABLE-S49

COMPONENT: 600 VOLT INSTRUMENTATION CABLE
ASSOC COMP: N/A
ASSOC COMP: N/A

MANUFACTU: ROCKBESTOS
ASSOC MANF: N/A
ASSOC MANF: N/A

SERVICE: VARIOUS SAFETY SYSTEMS.

FUNCTION: ELECTRICAL POWER OR CONTROL SIGNAL TRANSMISSION FOR NORMAL AND ACCIDENT OPERATION.

ACCY: SPEC: N/A
DEMON: N/A
REF: N/A

MODEL NO.: 12 PR #16
ASSOC M/N: XLPE INSULATION
ASSOC M/N: W/NEOPR JACK

SERIAL NO: N/A
ASSOC S/N: N/A
ASSOC S/N: N/A

LOCATION: PRI CONT/SEC CONT

RACK/PANEL: N/A

ASSOC. DWG: N/A

P.O. NO: E-28B

SUBMERGENCE: N/A

CHEMICAL SPRAY: YES

PARAMETER	ENVIRONMENT		DOCUMENTATION REFERENCE		QUALIFICATION	OUTSTANDING ITEMS	INTERFACES:
	SPECIFICATION	QUALIFICATION	SPECIFICATION	QUALIFICATION	METHOD		SPLICES: EQRR 169,194 LUGS: EQRR 171
OPERATING TIME	180 DAYS	180 DAYS	78	20	TEST & ANAL		
TEMPERATURE (F)	340	346	85	20	TEST & ANAL		MAINTENANCE REQUIREMENTS: NONE
PRESSURE (PSIA)	58.7	127.7	85	20	TEST		
RELATIVE HUMIDITY (%)	100	100	85	20	TEST		
RADIATION	7.28 E7 G 6.25 E4 B	2.01 E8	85,NOTE 2	20	TEST & ANAL		REMARKS: SPECIFIED ENVIRONMENTAL PARAMETERS ARE WORST CASE BASED UPON ANALYSIS OF ALL APPLICABLE LOCATIONS.
AGING	40 YRS.	40 YRS.	N/A	20	TEST & ANAL		

DEFICIENCY RESOLUTION:

PREPARED BY: RDC DATE: 05/23/83 REVISION DATE: 06/01/83

FACILITY: LGS UNIT: 1 DOCKET: 50-352 EQRR: 22C

REVIEWED BY: FMV DATE: 06/06/83

SYSTEM: CLASS 1E POWER INTERFACES

PLANT ID: CABLE-S49*

ACCY: SPEC: N/A
DEMON: N/A
REF: N/A

LOCATION: PRI CONT/SEC CONT

RACK/PANEL: N/A

COMPONENT: 600 VOLT INSTRUMENTATION CABLE
ASSOC COMP: N/A
ASSOC COMP: N/A

MODEL NO.: 12 PR #16
ASSOC M/N: XLPE INSUL. W/NEOPR JAC
ASSOC M/N: FACTORY KXL-760 INS.REW

ASSOC. DWG: N/A

MANUFACTU: ROCKBESTOS
ASSOC MANF: N/A
ASSOC MANF: N/A

SERIAL NO: N/A
ASSOC S/N: N/A
ASSOC S/N: N/A

SERVICE: VARIOUS SAFETY SYSTEMS.

P.O. NO: E-28B

FUNCTION: ELECTRICAL POWER OR CONTROL SIGNAL TRANSMISSION FOR NORMAL AND ACCIDENT OPERATION.

SUBMERGENCE: N/A

CHEMICAL SPRAY: YES

PARAMETER	ENVIRONMENT		DOCUMENTATION REFERENCE		QUALIFICATION	OUTSTANDING ITEMS	INTERFACES:
	SPECIFICATION	QUALIFICATION	SPECIFICATION	QUALIFICATION	METHOD		SPLICES: EQRR 169,194 LUGS: EQRR 171
OPERATING TIME	180 DAYS	180 DAYS	78	9	TEST & ANAL		
TEMPERATURE (F)	340	346	85	9	TEST & ANAL		MAINTENANCE REQUIREMENTS: NONE
PRESSURE (PSIA)	58.7	127.7	85	9	TEST		
RELATIVE HUMIDITY (%)	100	100	85	9	TEST		
RADIATION	7.28 E7 G 6.25 E4 B	2.01 E8	85,NOTE 2	9	TEST & ANAL		REMARKS: SPECIFIED ENVIRONMENTAL PARAMETERS ARE WORST CASE BASED UPON ANALYSIS OF ALL APPLICABLE LOCATIONS.
AGING	40 YRS.	40 YRS.	N/A	9	TEST & ANAL		

DEFICIENCY RESOLUTION:

FACILITY: LGS UNIT: 1 DOCKET: 50-352 EQRR: 22A
PREPARED BY: RDC DATE: 05/23/83 REVISION DATE: 06/01/83
REVIEWED BY: FMV DATE: 06/06/83

SYSTEM: CLASS 1E POWER INTERFACES
PLANT ID: CABLE-S50
ACCY: SPEC: N/A
DEMON: N/A
REF: N/A
LOCATION: PRI CONT/SEC CONT
RACK/PANEL: N/A

COMPONENT: 600 VOLT INSTRUMENTATION CABLE
ASSOC COMP: N/A
ASSOC COMP: N/A
MODEL NO.: 12 PR #16
ASSOC M/N: XLPE INSULATION
ASSOC M/N: W/NEOPR JACK
ASSOC. DWG: N/A

MANUFACTU: ROCKBESTOS
ASSOC MANF: N/A
ASSOC MANF: N/A
SERIAL NO: N/A
ASSOC S/N: N/A
ASSOC S/N: N/A

SERVICE: VARIOUS SAFETY SYSTEMS.
P.O. NO: E-28B

FUNCTION: ELECTRICAL POWER OR CONTROL SIGNAL TRANSMISSION FOR NORMAL AND ACCIDENT OPERATION.
SUBMERGENCE: N/A
CHEMICAL SPRAY: YES

PARAMETER	ENVIRONMENT		DOCUMENTATION REFERENCE		QUALIFICATION	OUTSTANDING ITEMS	INTERFACES:
	SPECIFICATION	QUALIFICATION	SPECIFICATION	QUALIFICATION	METHOD		SPLICES: EQRR 169,194 LUGS: EQRR 171
OPERATING TIME	180 DAYS	180 DAYS	78	20	TEST & ANAL		
TEMPERATURE (F)	340	346	85	20	TEST & ANAL		MAINTENANCE REQUIREMENTS: NONE
PRESSURE (PSIA)	58.7	127.7	85	20	TEST		
RELATIVE HUMIDITY (%)	100	100	85	20	TEST		
RADIATION	7.28 E7 G 6.25 E4 B	2.01 E8	85,NOTE 2	20	TEST & ANAL		REMARKS: SPECIFIED ENVIRONMENTAL PARAMETERS ARE WORST CASE BASED UPON ANALYSIS OF ALL APPLICABLE LOCATIONS.
AGING	40 YRS.	40 YRS.	N/A	20	TEST & ANAL		

DEFICIENCY RESOLUTION:

PREPARED BY: RDC DATE: 05/23/83 REVISION DATE: 06/01/83

FACILITY: LGS UNIT: 1 DOCKET: 50-352 EQRR: 22C

REVIEWED BY: FMV DATE: 06/06/83

SYSTEM: CLASS 1E POWER INTERFACES

PLANT ID: CABLE-S50*

ACCY: SPEC: N/A
DEMON: N/A
REF: N/A

LOCATION: PRI CONT/SEC CONT

RACK/PANEL: N/A

COMPONENT: 600 VOLT INSTRUMENTATION CABLE
ASSOC COMP: N/A
ASSOC COMP: N/A

MODEL NO.: 12 PR #16
ASSOC M/N: XLPE INSUL. W/NEOPR JAC
ASSOC M/N: FACTORY KXL-760 INS.REW

ASSOC. DWG: N/A

MANUFACTU: ROCKBESTOS
ASSOC MANF: N/A
ASSOC MANF: N/A

SERIAL NO: N/A
ASSOC S/N: N/A
ASSOC S/N: N/A

SERVICE: VARIOUS SAFETY SYSTEMS.

P.O. NO: E-28B

FUNCTION: ELECTRICAL POWER OR CONTROL SIGNAL TRANSMISSION FOR NORMAL AND ACCIDENT OPERATION.

SUBMERGENCE: N/A

CHEMICAL SPRAY: YES

PARAMETER	ENVIRONMENT		DOCUMENTATION REFERENCE		QUALIFICATION	OUTSTANDING ITEMS	INTERFACES:
	SPECIFICATION	QUALIFICATION	SPECIFICATION	QUALIFICATION	METHOD		SPLICES: EQRR 169,194 LUGS: EQRR 171
OPERATING TIME	180 DAYS	180 DAYS	78	9	TEST & ANAL		
TEMPERATURE (F)	340	346	85	9	TEST & ANAL		MAINTENANCE REQUIREMENTS: NONE
PRESSURE (PSIA)	58.7	127.7	85	9	TEST		
RELATIVE HUMIDITY (%)	100	100	85	9	TEST		
RADIATION	7.28 E7 G 6.25 E4 B	2.01 E8	85,NOTE 2	9	TEST & ANAL		REMARKS: SPECIFIED ENVIRONMENTAL PARAMETERS ARE WORST CASE BASED UPON ANALYSIS OF ALL APPLICABLE LOCATIONS.
AGING	40 YRS.	40 YRS.	N/A	9	TEST & ANAL		

DEFICIENCY RESOLUTION:

PREPARED BY: RDC DATE: 05/23/83 REVISION DATE: 06/01/83

FACILITY: LGS UNIT: 1 DOCKET: 50-352 EQRR: 22A

REVIEWED BY: FMV DATE: 06/06/83

SYSTEM: CLASS 1E POWER INTERFACES

PLANT ID: CABLE-S51

COMPONENT: 600 VOLT INSTRUMENTATION CABLE
ASSOC COMP: N/A
ASSOC COMP: N/A

MANUFACTU: ROCKBESTOS
ASSOC MANF: N/A
ASSOC MANF: N/A

SERVICE: VARIOUS SAFETY SYSTEMS.

FUNCTION: ELECTRICAL POWER AND CONTROL SIGNAL TRANSMISSION FOR NORMAL AND ACCIDENT OPERATION.

ACCY: SPEC: N/A
DEMON: N/A
REF: N/A

MODEL NO.: 14/C #16
ASSOC M/N: XLPE INSULATION
ASSOC M/N: W/NEOPR JACK

SERIAL NO: N/A
ASSOC S/N: N/A
ASSOC S/N: N/A

LOCATION: PRI CONT/SEC CONT

RACK/PANEL: N/A

ASSOC. DWG: N/A

P.O. NO: E-28B

SUBMERGENCE: N/A

CHEMICAL SPRAY: YES

PARAMETER	ENVIRONMENT		DOCUMENTATION REFERENCE		QUALIFICATION	OUTSTANDING ITEMS	INTERFACES:
	SPECIFICATION	QUALIFICATION	SPECIFICATION	QUALIFICATION	METHOD		SPLICES: EQRR 169,194 LUGS: EQRR 171
OPERATING TIME	180 DAYS	160 DAYS	78	20	TEST & ANAL		
TEMPERATURE (F)	340	346	85	20	TEST & ANAL		MAINTENANCE REQUIREMENTS: NONE
PRESSURE (PSIA)	58.7	127.7	85	20	TEST		
RELATIVE HUMIDITY (%)	100	100	85	20	TEST		
RADIATION	7.28 E7 G 6.25 E4 B	2.01 E8	85,NOTE 2	20	TEST & ANAL		REMARKS: SPECIFIED ENVIRONMENTAL PARAMETERS ARE WORST CASE BASED UPON ANALYSIS OF ALL APPLICABLE LOCATIONS.
AGING	40 YRS.	40 YRS.	N/A	20	TEST & ANAL		

DEFICIENCY RESOLUTION:

PREPARED BY: RDC DATE: 05/23/83 REVISION DATE: 06/01/83

FACILITY: LGS UNIT: 1 DOCKET: 50-352 EQRR: 22C

REVIEWED BY: FMV DATE: 06/06/83

SYSTEM: CLASS 1E POWER INTERFACES

ACCY: SPEC: N/A
DEMON: N/A
REF: N/A

LOCATION: PRI CONT/SEC CONT

PLANT ID: CABLE-551*

RACK/PANEL: N/A

COMPONENT: 600 VOLT INSTRUMENTATION CABLE
ASSOC COMP: N/A
ASSOC COMP: N/A

MODEL NO.: 14/C #16
ASSOC M/N: XLPE INSUL. W/NEOPR JAC
ASSOC M/N: FACTORY KXL-760 INS.R&W

ASSOC. DWG: N/A

MANUFACTU: ROCKBESTOS
ASSOC MANF: N/A
ASSOC MANF: N/A

SERIAL NO: N/A
ASSOC S/N: N/A
ASSOC S/N: N/A

SERVICE: VARIOUS SAFETY SYSTEMS.

P.O. NO: E-28B

FUNCTION: ELECTRICAL POWER OR CONTROL SIGNAL TRANSMISSION FOR NORMAL AND ACCIDENT OPERATION.

SUBMERGENCE: N/A

CHEMICAL SPRAY: YES

PARAMETER	ENVIRONMENT		DOCUMENTATION REFERENCE		QUALIFICATION	OUTSTANDING ITEMS	INTERFACES:
	SPECIFICATION	QUALIFICATION	SPECIFICATION	QUALIFICATION	METHOD		SPLICES: EQRR 169,194 LUGS: EQRR 171
OPERATING TIME	180 DAYS	180 DAYS	78	9	TEST & ANAL		
TEMPERATURE (F)	340	346	85	9	TEST & ANAL		MAINTENANCE REQUIREMENTS: NONE
PRESSURE (PSIA)	58.7	127.7	85	9	TEST		
RELATIVE HUMIDITY (%)	100	100	85	9	TEST		
RADIATION	7.28 E7 G 6.25 E4 B	2.01 E8	85,NOTE 2	9	TEST & ANAL		REMARKS: SPECIFIED ENVIRONMENTAL PARAMETERS ARE WORST CASE BASED UPON ANALYSIS OF ALL APPLICABLE LOCATIONS.
AGING	40 YRS.	40 YRS.	N/A	9	TEST & ANAL		

DEFICIENCY RESOLUTION:

PREPARED BY: RDC DATE: 05/23/83 REVISION DATE: 06/01/83

FACILITY: LGS UNIT: 1 DOCKET: 50-352 EQRR: 22A

REVIEWED BY: FMV DATE: 06/06/83

SYSTEM: CLASS 1E POWER INTERFACES

ACCY: SPEC: N/A
DEMON: N/A
REF: N/A

LOCATION: PRI CONT/SEC CONT

PLANT ID: CABLE-554

RACK/PANEL: N/A

COMPONENT: 600 VOLT INSTRUMENTATION CABLE
ASSOC COMP: N/A
ASSOC COMP: N/A

MODEL NO.: 3 PR #16
ASSOC M/N: XLPE INSULATION
ASSOC M/N: W/NEOPR JACK

ASSOC. DWG: N/A

MANUFACTU: ROCKBESTOS
ASSOC MANF: N/A
ASSOC MANF: N/A

SERIAL NO: N/A
ASSOC S/N: N/A
ASSOC S/N: N/A

SERVICE: VARIOUS SAFETY SYSTEMS.

P.O. NO: E-28B

FUNCTION: ELECTRICAL POWER OR CONTROL SIGNAL TRANSMISSION FOR NORMAL AND ACCIDENT OPERATION.

SUBMERGENCE: N/A

CHEMICAL SPRAY: YES

PARAMETER	ENVIRONMENT		DOCUMENTATION REFERENCE		QUALIFICATION	OUTSTANDING ITEMS	INTERFACES:
	SPECIFICATION	QUALIFICATION	SPECIFICATION	QUALIFICATION	METHOD		SPLICES: EQRR 169,194 LUGS: EQRR 171
OPERATING TIME	180 DAYS	180 DAYS	78	20	TEST & ANAL		
TEMPERATURE (F)	340	346	85	20	TEST & ANAL		MAINTENANCE REQUIREMENTS: NONE
PRESSURE (PSIA)	58.7	127.7	85	20	TEST		
RELATIVE HUMIDITY (%)	100	100	85	20	TEST		
RADIATION	7.28 E7 G 6.25 E4 B	2.01 E8	85,NOTE 2	20	TEST & ANAL		REMARKS: SPECIFIED ENVIRONMENTAL PARAMETERS ARE WORST CASE BASED UPON ANALYSIS OF ALL APPLICABLE LOCATIONS.
AGING	40 YRS.	40 YRS.	N/A	20	TEST & ANAL		

DEFICIENCY RESOLUTION:

PREPARED BY: RDC DATE: 05/23/83 REVISION DATE: 06/01/83

FACILITY: LGS UNIT: 1 DOCKET: 50-352 EQRR: 22C

REVIEWED BY: FMV DATE: 06/06/83

SYSTEM: CLASS 1E POWER INTERFACES

PLANT ID: CABLE-554*

ACCY: SPEC: N/A
DEMON: N/A
REF: N/A

LOCATION: PRI CONT/SEC CONT

RACK/PANEL: N/A

COMPONENT: 600 VOLT INSTRUMENTATION CABLE
ASSOC COMP: N/A
ASSOC COMP: N/A

MODEL NO.: 3 PR #16
ASSOC M/N: XLPE INSUL. W/NEOPR JAC
ASSOC M/N: FACTORY KXL-760 INS.REW

ASSOC. DWG: N/A

MANUFACTU: ROCKBESTOS
ASSOC MANF: N/A
ASSOC MANF: N/A

SERIAL NO: N/A
ASSOC S/N: N/A
ASSOC S/N: N/A

SERVICE: VARIOUS SAFETY SYSTEMS.

P.O. NO: E-288

FUNCTION: ELECTRICAL POWER OR CONTROL SIGNAL TRANSMISSION FOR NORMAL AND ACCIDENT OPERATION.

SUBMERGENCE: N/A

CHEMICAL SPRAY: YES

PARAMETER	ENVIRONMENT		DOCUMENTATION REFERENCE		QUALIFICATION	OUTSTANDING ITEMS	INTERFACES:
	SPECIFICATION	QUALIFICATION	SPECIFICATION	QUALIFICATION	METHOD		SPLICES: EQRR 169,194 LUGS: EQRR 171
OPERATING TIME	180 DAYS	180 DAYS	78	9	TEST & ANAL		
TEMPERATURE (F)	340	346	85	9	TEST & ANAL		MAINTENANCE REQUIREMENTS: NONE
PRESSURE (PSIA)	58.7	127.7	85	9	TEST		
RELATIVE HUMIDITY (%)	100	100	85	9	TEST		
RADIATION	7.28 E7 G 6.25 E4 B	2.01 E8	85,NOTE 2	9	TEST & ANAL		REMARKS: SPECIFIED ENVIRONMENTAL PARAMETERS ARE WORST CASE BASED UPON ANALYSIS OF ALL APPLICABLE LOCATIONS.
AGING	40 YRS.	40 YRS.	N/A	9	TEST & ANAL		

DEFICIENCY RESOLUTION:

FACILITY: LGS UNIT: 1 DOCKET: 50-352 EQRR: 22A
PREPARED BY: RDC DATE: 05/23/83 REVISION DATE: 06/01/83
REVIEWED BY: FMV DATE: 06/06/83

SYSTEM: CLASS 1E POWER INTERFACES
PLANT ID: CABLE-S59
ACCY: SPEC: N/A
DEMON: N/A
REF: N/A
LOCATION: PRI CONT/SEC CONT
RACK/PANEL: N/A

COMPONENT: 600 VOLT INSTRUMENTATION CABLE
ASSOC COMP: N/A
ASSOC COMP: N/A
MODEL NO.: 2 TRIAD #16
ASSOC M/N: XLPE INSULATION
ASSOC M/N: W/NEOPR JACK
ASSOC. DWG: N/A

MANUFACTU: ROCKBESTOS
ASSOC MANF: N/A
ASSOC MANF: N/A
SERIAL NO: N/A
ASSOC S/N: N/A
ASSOC S/N: N/A

SERVICE: VARIOUS SAFETY SYSTEMS.
P.O. NO: E-28B

FUNCTION: ELECTRICAL POWER OR CONTROL SIGNAL TRANSMISSION FOR NORMAL AND ACCIDENT OPERATION.
SUBMERGENCE: N/A
CHEMICAL SPRAY: YES

PARAMETER	ENVIRONMENT		DOCUMENTATION REFERENCE		QUALIFICATION	OUTSTANDING ITEMS	INTERFACES: SPLICES: EQRR 169,194 LUGS: EQRR 171
	SPECIFICATION	QUALIFICATION	SPECIFICATION	QUALIFICATION	METHOD		
OPERATING TIME	180 DAYS	180 DAYS	78	20	TEST & ANAL		
TEMPERATURE (F)	340	346	85	20	TEST & ANAL		MAINTENANCE REQUIREMENTS: NONE
PRESSURE (PSIA)	58.7	127.7	85	20	TEST		
RELATIVE HUMIDITY (%)	100	100	85	20	TEST		
RADIATION	7.28 E7 G 6.25 E4 B	2.01 E8	85,NOTE 2	20	TEST & ANAL		REMARKS: SPECIFIED ENVIRONMENTAL PARAMETERS ARE WORST CASE BASED UPON ANALYSIS OF ALL APPLICABLE LOCATIONS.
AGING	40 YRS.	40 YRS.	N/A	20	TEST & ANAL		

DEFICIENCY RESOLUTION:

PREPARED BY: RDC DATE: 05/23/83 REVISION DATE: 06/01/83

FACILITY: LGS UNIT: 1 DOCKET: 50-352 EQRR: 22C

REVIEWED BY: FMV DATE: 06/06/83

SYSTEM: CLASS 1E POWER INTERFACES

ACCY: SPEC: N/A
DEMON: N/A
REF: N/A

LOCATION: PRI CONT/SEC CONT

PLANT ID: CABLE-559*

RACK/PANEL: N/A

COMPONENT: 600 VOLT INSTRUMENTATION CABLE

MODEL NO.: 2 TRIAD #16

ASSOC COMP: N/A

ASSOC M/N: XLPE INSUL. W/NEOPR JAC

ASSOC. DNG: N/A

ASSOC COMP: N/A

ASSOC M/N: FACTORY KXL-760 INS.REW

MANUFACTU: ROCKBESTOS

SERIAL NO: N/A

ASSOC MANF: N/A

ASSOC S/N: N/A

ASSOC MANF: N/A

ASSOC S/N: N/A

SERVICE: VARIOUS SAFETY SYSTEMS.

P.O. NO: E-28B

FUNCTION: ELECTRICAL POWER OR CONTROL SIGNAL TRANSMISSION FOR NORMAL AND ACCIDENT OPERATION.

SUBMERGENCE: N/A

CHEMICAL SPRAY: YES

PARAMETER	ENVIRONMENT		DOCUMENTATION REFERENCE		QUALIFICATION	OUTSTANDING ITEMS	INTERFACES:
	SPECIFICATION	QUALIFICATION	SPECIFICATION	QUALIFICATION	METHOD		SPLICES: EQRR 169,194 LUGS: EQRR 171
OPERATING TIME	180 DAYS	180 DAYS	78	9	TEST & ANAL		
TEMPERATURE (F)	340	346	85	9	TEST & ANAL		MAINTENANCE REQUIREMENTS: NONE
PRESSURE (PSIA)	58.7	127.7	85	9	TEST		
RELATIVE HUMIDITY (%)	100	100	85	9	TEST		
RADIATION	7.28 E7 G 6.25 E4 B	2.01 E8	85,NOTE 2	9	TEST & ANAL		REMARKS: SPECIFIED ENVIRONMENTAL PARAMETERS ARE WORST CASE BASED UPON ANALYSIS OF ALL APPLICABLE LOCATIONS.
AGING	40 YRS.	40 YRS.	N/A	9	TEST & ANAL		

DEFICIENCY RESOLUTION:

PREPARED BY: RDC DATE: 05/23/83 REVISION DATE: 06/01/83

FACILITY: LGS UNIT: 1 DOCKET: 50-352 EQRR: 22A

REVIEWED BY: FMV DATE: 06/06/83

SYSTEM: CLASS 1E POWER INTERFACES

PLANT ID: CABLE-S60

ACCY: SPEC: N/A
DEMON: N/A
REF: N/A

LOCATION: PRI CONT/SEC CONT

RACK/PANEL: N/A

COMPONENT: 600 VOLT INSTRUMENTATION CABLE
ASSOC COMP: N/A
ASSOC COMP: N/A

MODEL NO.: 6 TRIAD #16
ASSOC M/N: XLPE INSULATION
ASSOC M/N: W/NEOPR JACK

ASSOC. DWG: N/A

MANUFACTU: ROCKBESTOS
ASSOC MANF: N/A
ASSOC MANF: N/A

SERIAL NO: N/A
ASSOC S/N: N/A
ASSOC S/N: N/A

SERVICE: VARIOUS SAFETY SYSTEMS.

P.O. NO: E-28B

FUNCTION: ELECTRICAL POWER OR CONTROL SIGNAL TRANSMISSION FOR NORMAL AND ACCIDENT OPERATION.

SUBMERGENCE: N/A

CHEMICAL SPRAY: YES

PARAMETER	ENVIRONMENT		DOCUMENTATION REFERENCE		QUALIFICATION	OUTSTANDING ITEMS	INTERFACES:
	SPECIFICATION	QUALIFICATION	SPECIFICATION	QUALIFICATION	METHOD		SPLICES: EQRR 169,194 LUGS: EQRR 171
OPERATING TIME	180 DAYS	180 DAYS	78	20	TEST & ANAL		
TEMPERATURE (F)	340	346	85	20	TEST & ANAL		MAINTENANCE REQUIREMENTS: NONE
PRESSURE (PSIA)	58.7	127.7	85	20	TEST		
RELATIVE HUMIDITY (%)	100	100	85	20	TEST		
RADIATION	7.28 E7 G 6.25 E4 B	2.01 E8	85,NOTE 2	20	TEST & ANAL		REMARKS: SPECIFIED ENVIRONMENTAL PARAMETERS ARE WORST CASE BASED UPON ANALYSIS OF ALL APPLICABLE LOCATIONS.
AGING	40 YRS.	40 YRS.	N/A	20	TEST & ANAL		

DEFICIENCY RESOLUTION:

PREPARED BY: RDC DATE: 05/23/83 REVISION DATE: 06/01/83

FACILITY: LGS UNIT: 1 DOCKET: 50-352 EQRR: 22C

REVIEWED BY: FMV DATE: 06/06/83

SYSTEM: CLASS 1E POWER INTERFACES

ACCY: SPEC: N/A
DEMON: N/A
REF: N/A

LOCATION: PRI CONT/SEC CONT

PLANT ID: CABLE-S60*

RACK/PANEL: N/A

COMPONENT: 600 VOLT INSTRUMENTATION CABLE

MODEL NO.: 6 TRIAD #16

ASSOC COMP: N/A

ASSOC M/N: XLPE INSUL. W/NEOPR JAC

ASSOC. DWG: N/A

ASSOC COMP: N/A

ASSOC M/N: FACTORY KXL-760 INS.REW

MANUFACTU: ROCKBESTOS

SERIAL NO: N/A

ASSOC MANF: N/A

ASSOC S/N: N/A

ASSOC MANF: N/A

ASSOC S/N: N/A

SERVICE: VARIOUS SAFETY SYSTEMS.

P.O. NO: E-28B

FUNCTION: ELECTRICAL POWER OR CONTROL SIGNAL TRANSMISSION FOR NORMAL AND ACCIDENT OPERATION.

SUBMERGENCE: N/A

CHEMICAL SPRAY: YES

PARAMETER	ENVIRONMENT		DOCUMENTATION REFERENCE		QUALIFICATION	OUTSTANDING ITEMS	INTERFACES:
	SPECIFICATION	QUALIFICATION	SPECIFICATION	QUALIFICATION	METHOD		SPLICES: EQRR 169,194 LUGS: EQRR 171
OPERATING TIME	180 DAYS	180 DAYS	78	9	TEST & ANAL		
TEMPERATURE (F)	340	346	85	9	TEST & ANAL		MAINTENANCE REQUIREMENTS: NONE
PRESSURE (PSIA)	58.7	127.7	85	9	TEST		
RELATIVE HUMIDITY (%)	100	100	85	9	TEST		
RADIATION	7.28 E7 G 6.25 E4 B	2.01 E8	85,NOTE 2	9	TEST & ANAL		REMARKS: SPECIFIED ENVIRONMENTAL PARAMETERS ARE WORST CASE BASED UPON ANALYSIS OF ALL APPLICABLE LOCATIONS.
AGING	40 YRS.	40 YRS.	N/A	9	TEST & ANAL		

DEFICIENCY RESOLUTION:

FACILITY: LGS UNIT: 1 DOCKET: 50-352 EQRR: 22A

PREPARED BY: RDC DATE: 05/23/83 REVISION DATE: 06/01/83

REVIEWED BY: FMV DATE: 06/06/83

SYSTEM: CLASS 1E POWER INTERFACES

PLANT ID: CABLE-S61

ACCY: SPEC: N/A
DEMON: N/A
REF: N/A

LOCATION: PRI CONT/SEC CONT

RACK/PANEL: N/A

COMPONENT: 600 VOLT INSTRUMENTATION CABLE
ASSOC COMP: N/A
ASSOC COMP: N/A

MODEL NO.: 2 PR #16
ASSOC M/N: XLPE INSULATION
ASSOC M/N: W/NEOPR JACK

ASSOC. DWG: N/A

MANUFACTU: ROCKBESTOS
ASSOC MANF: N/A
ASSOC MANF: N/A

SERIAL NO: N/A
ASSOC S/N: N/A
ASSOC S/N: N/A

SERVICE: VARIOUS SAFETY SYSTEMS.

P.O. NO: E-28B

FUNCTION: ELECTRICAL POWER OR CONTROL SIGNAL TRANSMISSION FOR NORMAL AND ACCIDENT OPERATION.

SUBMERGENCE: N/A

CHEMICAL SPRAY: YES

PARAMETER	ENVIRONMENT		DOCUMENTATION REFERENCE		QUALIFICATION	OUTSTANDING ITEMS	INTERFACES:
	SPECIFICATION	QUALIFICATION	SPECIFICATION	QUALIFICATION	METHOD		SPLICES: EQRR 169,194 LUGS: EQRR 171
OPERATING TIME	180 DAYS	180 DAYS	78	20	TEST & ANAL		
TEMPERATURE (F)	340	346	85	20	TEST & ANAL		MAINTENANCE REQUIREMENTS: NONE
PRESSURE (PSIA)	58.7	127.7	85	20	TEST		
RELATIVE HUMIDITY (%)	100	100	85	20	TEST		
RADIATION	7.28 E7 G 6.25 E4 B	2.01 E8	85,NOTE 2	20	TEST & ANAL		REMARKS: SPECIFIED ENVIRONMENTAL PARAMETERS ARE WORST CASE BASED UPON ANALYSIS OF ALL APPLICABLE LOCATIONS.
AGING	40 YRS.	40 YRS.	N/A	20	TEST & ANAL		

DEFICIENCY RESOLUTION:

FACILITY: LGS UNIT: 1 DOCKET: 50-352 EQRR: 22C

PREPARED BY: RBC DATE: 05/23/83 REVISION DATE: 06/01/83

REVIEWED BY: FMV DATE: 06/06/83

SYSTEM: CLASS 1E POWER INTERFACES

PLANT ID: CABLE-S61*

ACCY: SPEC: N/A
DEMON: N/A
REF: N/A

LOCATION: PRI CONT/SEC CONT

RACK/PANEL: N/A

COMPONENT: 600 VOLT INSTRUMENTATION CABLE
ASSOC COMP: N/A
ASSOC COMP: N/A

MODEL NO.: 2 PR #16
ASSOC M/N: XLPE INSUL. W/NEOPR JAC
ASSOC M/N: FACTORY KXL-760 INS.REW

ASSOC. DWG: N/A

MANUFACTU: ROCKBESTOS
ASSOC MANF: N/A
ASSOC MANF: N/A

SERIAL NO: N/A
ASSOC S/N: N/A
ASSOC S/N: N/A

SERVICE: VARIOUS SAFETY SYSTEMS.

P.O. NO: E-28B

FUNCTION: ELECTRICAL POWER OR CONTROL SIGNAL TRANSMISSION FOR NORMAL AND ACCIDENT OPERATION.

SUBMERGENCE: N/A

CHEMICAL SPRAY: YES

PARAMETER	ENVIRONMENT		DOCUMENTATION REFERENCE		QUALIFICATION	OUTSTANDING ITEMS	INTERFACES:
	SPECIFICATION	QUALIFICATION	SPECIFICATION	QUALIFICATION	METHOD		SPLICES: EQRR 169,194 LUGS: EQRR 171
OPERATING TIME	180 DAYS	180 DAYS	78	9	TEST & ANAL		
TEMPERATURE (F)	340	346	85	9	TEST & ANAL		MAINTENANCE REQUIREMENTS: NONE
PRESSURE (PSIA)	58.7	127.7	85	9	TEST		
RELATIVE HUMIDITY (%)	100	100	85	9	TEST		
RADIATION	7.28 E7 G 6.25 E4 B	2.01 E8	85,NOTE 2	9	TEST & ANAL		REMARKS: SPECIFIED ENVIRONMENTAL PARAMETERS ARE WORST CASE BASED UPON ANALYSIS OF ALL APPLICABLE LOCATIONS.
AGING	40 YRS.	40 YRS.	N/A	9	TEST & ANAL		

DEFICIENCY RESOLUTION:

PREPARED BY: RDC DATE: 05/23/83 REVISION DATE: 06/01/83

FACILITY: LGS UNIT: 1 DOCKET: 50-352 EQRR: 22A

REVIEWED BY: FMV DATE: 06/06/83

SYSTEM: CLASS 1E POWER INTERFACES

PLANT ID: CABLE-S62

COMPONENT: 600 VOLT INSTRUMENTATION CABLE
ASSOC COMP: N/A
ASSOC COMP: N/A

MANUFACTU: ROCKBESTOS
ASSOC MANF: N/A
ASSOC MANF: N/A

SERVICE: VARIOUS SAFETY SYSTEMS.

FUNCTION: ELECTRICAL POWER OR CONTROL SIGNAL TRANSMISSION FOR NORMAL AND ACCIDENT OPERATION.

ACCY: SPEC: N/A
DEMON: N/A
REF: N/A

MODEL NO.: 5 PR #16
ASSOC M/N: XLPE INSULATION
ASSOC M/N: W/NEOPR JACKET

SERIAL NO: N/A
ASSOC S/N: N/A
ASSOC S/N: N/A

LOCATION: PRI CONT/SEC CONT

RACK/PANEL: N/A

ASSOC. DWG: N/A

P.O. NO: E-28B

SUBMERGENCE: N/A

CHEMICAL SPRAY: YES

PARAMETER	ENVIRONMENT		DOCUMENTATION REFERENCE		QUALIFICATION	OUTSTANDING ITEMS	INTERFACES:
	SPECIFICATION	QUALIFICATION	SPECIFICATION	QUALIFICATION	METHOD		SPLICES: EQRR 169,194 LUGS: EQRR 171
OPERATING TIME	180 DAYS	180 DAYS	78	20	TEST & ANAL		
TEMPERATURE (F)	340	346	85	20	TEST & ANAL		MAINTENANCE REQUIREMENTS: NONE
PRESSURE (PSIA)	58.7	127.7	85	20	TEST		
RELATIVE HUMIDITY (%)	100	100	85	20	TEST		
RADIATION	7.28 E7 G 6.25 E4 B	2.01 E8	85,NOTE 2	20	TEST & ANAL		REMARKS: SPECIFIED ENVIRONMENTAL PARAMETERS ARE WORST CASE BASED UPON ANALYSIS OF ALL APPLICABLE LOCATIONS.
AGING	40 YRS.	40 YRS.	N/A	20	TEST & ANAL		

DEFICIENCY RESOLUTION:

PREPARED BY: RDC DATE: 05/23/83 REVISION DATE: 06/01/83

FACILITY: LGS UNIT: 1 DOCKET: 50-352 EQRR: 22C

REVIEWED BY: FMV DATE: 06/06/83

SYSTEM: CLASS 1E POWER INTERFACES

ACCY: SPEC: N/A
DEMON: N/A
REF: N/A

LOCATION: PRI CONT/SEC CONT

PLANT ID: CABLE-S62*

RACK/PANEL: N/A

COMPONENT: 600 VOLT INSTRUMENTATION CABLE

MODEL NO.: 5 PR #16

ASSOC COMP: N/A

ASSOC M/N: XLPE INSUL. W/NEOPR JAC

ASSOC. DWG: N/A

ASSOC COMP: N/A

ASSOC M/N: FACTORY KXL-760 INS.REW

MANUFACTU: ROCKBESTOS

SERIAL NO: N/A

ASSOC MANF: N/A

ASSOC S/N: N/A

ASSOC MANF: N/A

ASSOC S/N: N/A

SERVICE: VARIOUS SAFETY SYSTEMS.

P.O. NO: E-28B

FUNCTION: ELECTRICAL POWER OR CONTROL SIGNAL TRANSMISSION FOR NORMAL AND ACCIDENT OPERATION.

SUBMERGENCE: N/A

CHEMICAL SPRAY: YES

PARAMETER	ENVIRONMENT		DOCUMENTATION REFERENCE		QUALIFICATION	OUTSTANDING ITEMS	INTERFACES:
	SPECIFICATION	QUALIFICATION	SPECIFICATION	QUALIFICATION	METHOD		SPLICES: EQRR 169,194 LUGS: EQRR 171
OPERATING TIME	180 DAYS	180 DAYS	78	9	TEST & ANAL		
TEMPERATURE (F)	340	346	85	9	TEST & ANAL		MAINTENANCE REQUIREMENTS: NONE
PRESSURE (PSIA)	58.7	127.7	85	9	TEST		
RELATIVE HUMIDITY (%)	100	100	85	9	TEST		
RADIATION	7.28 E7 G 6.25 E4 B	2.01 E8	85,NOTE 2	9	TEST & ANAL		REMARKS: SPECIFIED ENVIRONMENTAL PARAMETERS ARE WORST CASE BASED UPON ANALYSIS OF ALL APPLICABLE LOCATIONS.
AGING	40 YRS.	40 YRS.	N/A	9	TEST & ANAL		

DEFICIENCY RESOLUTION:

PREPARED BY: RDC DATE: 05/23/83 REVISION DATE: 06/01/83

FACILITY: LGS UNIT: 1 DOCKET: 50-352 EQRR: 22A

REVIEWED BY: FMV DATE: 06/06/83

SYSTEM: CLASS 1E POWER INTERFACES

PLANT ID: CABLE-S63

COMPONENT: 600 VOLT INSTRUMENTATION CABLE
ASSOC COMP: N/A
ASSOC COMP: N/A

MANUFACTU: ROCKBESTOS
ASSOC MANF: N/A
ASSOC MANF: N/A

SERVICE: VARIOUS SAFETY SYSTEMS.

FUNCTION: ELECTRICAL POWER OR CONTROL SIGNAL TRANSMISSION FOR NORMAL AND ACCIDENT OPERATION.

ACCY: SPEC: N/A
DEMON: N/A
REF: N/A

MODEL NO.: 7 FR #16
ASSOC M/N: XLPE INSULATION
ASSOC M/N: W/NEOPR JACK

SERIAL NO: N/A
ASSOC S/N: N/A
ASSOC S/N: N/A

LOCATION: PRI CONT/SEC CONT

RACK/PANEL: N/A

ASSOC. DWG: N/A

P.O. NO: E-28B

SUBMERGENCE: N/A

CHEMICAL SPRAY: YES

PARAMETER	ENVIRONMENT		DOCUMENTATION REFERENCE		QUALIFICATION	OUTSTANDING ITEMS	INTERFACES:
	SPECIFICATION	QUALIFICATION	SPECIFICATION	QUALIFICATION	METHOD		SPLICES: EQRR 169,194 LUGS: EQRR 171
OPERATING TIME	180 DAYS	180 DAYS	78	20	TEST & ANAL		
TEMPERATURE (F)	340	346	85	20	TEST & ANAL		MAINTENANCE REQUIREMENTS: NONE
PRESSURE (PSIA)	58.7	127.7	85	20	TEST		
RELATIVE HUMIDITY (%)	100	100	85	20	TEST		
RADIATION	7.28 E7 G 6.25 E4 B	2.01 E8	85,NOTE 2	20	TEST & ANAL		REMARKS: SPECIFIED ENVIRONMENTAL PARAMETERS ARE WORST CASE BASED UPON ANALYSIS OF ALL APPLICABLE LOCATIONS.
AGING	40 YRS.	40 YRS.	N/A	20	TEST & ANAL		

DEFICIENCY RESOLUTION:

PREPARED BY: RDC DATE: 05/23/83 REVISION DATE: 06/01/83

FACILITY: LGS UNIT: 1 DOCKET: 50-352 EQRR: 22C

REVIEWED BY: FMV DATE: 06/06/83

SYSTEM: CLASS 1E POWER INTERFACES

PLANT ID: CABLE-363*

COMPONENT: 600 VOLT INSTRUMENTATION CABLE
ASSOC COMP: N/A
ASSOC COMP: N/A

MANUFACTU: ROCKBESTOS
ASSOC MANF: N/A
ASSOC MANF: N/A

SERVICE: VARIOUS SAFETY SYSTEMS.

FUNCTION: ELECTRICAL POWER OR CONTROL SIGNAL TRANSMISSION FOR NORMAL AND ACCIDENT OPERATION.

ACCY: SPEC: N/A
DEMON: N/A
REF: N/A

MODEL NO.: 7 PR #16
ASSOC M/N: XLPE INSUL. W/NEOPR JAC
ASSOC M/N: FACTORY KXL-760 INS.REW

SERIAL NO: N/A
ASSOC S/N: N/A
ASSOC S/N: N/A

LOCATION: PRI CONT/SEC CONT

RACK/PANEL: N/A

ASSOC. DWG: N/A

P.O. NO: E-28B

SUBMERGENCE: N/A

CHEMICAL SPRAY: YES

PARAMETER	ENVIRONMENT		DOCUMENTATION REFERENCE		QUALIFICATION	OUTSTANDING ITEMS	INTERFACES:
	SPECIFICATION	QUALIFICATION	SPECIFICATION	QUALIFICATION	METHOD		SPLICES: EQRR 169,194 LUGS: EQRR 171
OPERATING TIME	180 DAYS	180 DAYS	78	9	TEST & ANAL		
TEMPERATURE (F)	340	346	85	9	TEST & ANAL		MAINTENANCE REQUIREMENTS: NONE
PRESSURE (PSIA)	58.7	127.7	85	9	TEST		
RELATIVE HUMIDITY (%)	100	100	85	9	TEST		
RADIATION	7.28 E7 G 6.25 E4 B	2.01 E8	85,NOTE 2	9	TEST & ANAL		REMARKS: SPECIFIED ENVIRONMENTAL PARAMETERS ARE WORST CASE BASED UPON ANALYSIS OF ALL APPLICABLE LOCATIONS.
AGING	40 YRS.	40 YRS.	N/A	9	TEST & ANAL		

DEFICIENCY RESOLUTION:

PREPARED BY: RDC DATE: 05/23/83 REVISION DATE: 06/01/83

FACILITY: LGS UNIT: 1 DOCKET: 50-352 EQRR: 22A

REVIEWED BY: FMV DATE: 06/06/83

SYSTEM: CLASS 1E POWER INTERFACES

PLANT ID: CABLE-S64

COMPONENT: 600 VOLT INSTRUMENTATION CABLE
ASSOC COMP: N/A
ASSOC COMP: N/A

MANUFACTU: ROCKBESTOS
ASSOC MANF: N/A
ASSOC MANF: N/A

SERVICE: VARIOUS SAFETY SYSTEMS.

FUNCTION: ELECTRICAL POWER OR CONTROL SIGNAL TRANSMISSION FOR NORMAL AND ACCIDENT OPERATION.

ACCY: SPEC: N/A
DEMON: N/A
REF: N/A

MODEL NO.: 9 PR #16
ASSOC M/N: XLPE INSULATION
ASSOC M/N: W/NEOPR JACK

SERIAL NO: N/A
ASSOC S/N: N/A
ASSOC S/N: N/A

LOCATION: PRI CONT/SEC CONT

RACK/PANEL: N/A

ASSOC. DWG: N/A

P.O. NO: E-28B

SUBMERGENCE: N/A

CHEMICAL SPRAY: YES

PARAMETER	ENVIRONMENT		DOCUMENTATION REFERENCE		QUALIFICATION	OUTSTANDING ITEMS	INTERFACES:
	SPECIFICATION	QUALIFICATION	SPECIFICATION	QUALIFICATION	METHOD		SPLICES: EQRR 169,194 LUGS: EQRR 171
OPERATING TIME	180 DAYS	180 DAYS	78	20	TEST & ANAL		
TEMPERATURE (F)	340	346	85	20	TEST & ANAL		MAINTENANCE REQUIREMENTS: NONE
PRESSURE (PSIA)	58.7	127.7	85	20	TEST		
RELATIVE HUMIDITY (%)	100	100	85	20	TEST		
RADIATION	7.28 E7 G 6.25 E4 B	2.01 E8	85,NOTE 2	20	TEST & ANAL		REMARKS: SPECIFIED ENVIRONMENTAL PARAMETERS ARE WORST CASE BASED UPON ANALYSIS OF ALL APPLICABLE LOCATIONS.
AGING	40 YRS.	40 YRS.	N/A	20	TEST & ANAL		

DEFICIENCY RESOLUTION:

PREPARED BY: RDC DATE: 05/23/83 REVISION DATE: 06/01/83

FACILITY: LGS UNIT: 1 DOCKET: 50-352 EQRR: 22C

REVIEWED BY: FMV DATE: 06/06/83

SYSTEM: CLASS 1E POWER INTERFACES

PLANT ID: CABLE-S64*

COMPONENT: 600 VOLT INSTRUMENTATION CABLE
ASSOC COMP: N/A
ASSOC COMP: N/A

MANUFACTU: ROCKBESTOS
ASSOC MANF: N/A
ASSOC MANF: N/A

SERVICE: VARIOUS SAFETY SYSTEMS.

FUNCTION: ELECTRICAL POWER OR CONTROL SIGNAL TRANSMISSION FOR NORMAL AND ACCIDENT OPERATION.

ACCY: SPEC: N/A
DEMON: N/A
REF: N/A

MODEL NO.: 9 PR #16
ASSOC M/N: XLPE INSUL. W/NEOPR JAC
ASSOC M/N: FACTORY KXL-760 INS.REW

SERIAL NO: N/A
ASSOC S/N: N/A
ASSOC S/N: N/A

LOCATION: PRI CONT/SEC CONT

RACK/PANEL: N/A

ASSOC. DWG: N/A

P.O. NO: E-28B

SUBMERGENCE: N/A

CHEMICAL SPRAY: YES

PARAMETER	ENVIRONMENT		DOCUMENTATION REFERENCE		QUALIFICATION	OUTSTANDING ITEMS	INTERFACES:
	SPECIFICATION	QUALIFICATION	SPECIFICATION	QUALIFICATION	METHOD		SPLICES: EQRR 169,194 LUGS: EQRR 171
OPERATING TIME	180 DAYS	180 DAYS	78	9	TEST & ANAL		
TEMPERATURE (F)	340	346	85	9	TEST & ANAL		MAINTENANCE REQUIREMENTS: NONE
PRESSURE (PSIA)	58.7	127.7	85	9	TEST		
RELATIVE HUMIDITY (%)	100	100	85	9	TEST		
RADIATION	7.28 E7 G 6.25 E4 B	2.01 E8	85,NOTE 2	9	TEST & ANAL		REMARKS: SPECIFIED ENVIRONMENTAL PARAMETERS ARE WORST CASE BASED UPON ANALYSIS OF ALL APPLICABLE LOCATIONS.
AGING	40 YRS.	40 YRS.	N/A	9	TEST & ANAL		

DEFICIENCY RESOLUTION:

PREPARED BY: RDC DATE: 05/23/83 REVISION DATE: 06/01/83

FACILITY: LGS UNIT: 1 DOCKET: 50-352 EQRR: 22A

REVIEWED BY: FMV DATE: 06/06/83

SYSTEM: CLASS 1E POWER INTERFACES

PLANT ID: CABLE-S65

COMPONENT: 600 VOLT INSTRUMENTATION CABLE
ASSOC COMP: N/A
ASSOC COMP: N/A

MANUFACTU: ROCKBESTOS
ASSOC MANF: N/A
ASSOC MANF: N/A

SERVICE: VARIOUS SAFETY SYSTEMS.

FUNCTION: ELECTRICAL POWER OR CONTROL SIGNAL TRANSMISSION FOR NORMAL AND ACCIDENT OPERATION.

ACCY: SPEC: N/A
DEMON: N/A
REF: N/A

MODEL NO.: 6 PR #16
ASSOC M/N: XLPE INSULATION
ASSOC M/N: W/NEOPR JACKET

SERIAL NO: N/A
ASSOC S/N: N/A
ASSOC S/N: N/A

LOCATION: PRI CONT/SEC CONT

RACK/PANEL: N/A

ASSOC. DWG: N/A

P.O. NO: E-28B

SUBMERGENCE: N/A

CHEMICAL SPRAY: YES

PARAMETER	ENVIRONMENT		DOCUMENTATION REFERENCE		QUALIFICATION	OUTSTANDING ITEMS	INTERFACES:
	SPECIFICATION	QUALIFICATION	SPECIFICATION	QUALIFICATION	METHOD		SPLICES: EQRR 169,194 LUGS: EQRR 171
OPERATING TIME	180 DAYS	180 DAYS	78	20	TEST & ANAL		
TEMPERATURE (F)	340	346	85	20	TEST & ANAL		MAINTENANCE REQUIREMENTS: NONE
PRESSURE (PSIA)	58.7	127.7	85	20	TEST		
RELATIVE HUMIDITY (%)	100	100	85	20	TEST		
RADIATION	7.28 E7 G 6.25 E4 B	2.01 E8	85,NOTE 2	20	TEST & ANAL		REMARKS: SPECIFIED ENVIRONMENTAL PARAMETERS ARE WORST CASE BASED UPON ANALYSIS OF ALL APPLICABLE LOCATIONS.
AGING	40 YRS.	40 YRS.	N/A	20	TEST & ANAL		

DEFICIENCY RESOLUTION:

PREPARED BY: RDC DATE: 05/23/83 REVISION DATE: 06/01/83

FACILITY: LGS UNIT: 1 DOCKET: 50-352 EQRR: 22C

REVIEWED BY: FMV DATE: 06/06/83

SYSTEM: CLASS 1E POWER INTERFACES

ACCY: SPEC: N/A
DEMON: N/A
REF: N/A

LOCATION: PRI CONT/SEC CONT

PLANT ID: CABLE-S65*

RACK/PANEL: N/A

COMPONENT: 600 VOLT INSTRUMENTATION CABLE
ASSOC COMP: N/A
ASSOC COMP: N/A

MODEL NO.: 6 PR #16
ASSOC M/N: XLPE INSUL. W/NEOPR JAC
ASSOC M/N: FACTORY KXL-760 INS.REM

ASSOC. DWG: N/A

MANUFACTU: ROCKBESTOS
ASSOC MANF: N/A
ASSOC MANF: N/A

SERIAL NO: N/A
ASSOC S/N: N/A
ASSOC S/N: N/A

SERVICE: VARIOUS SAFETY SYSTEMS.

P.O. NO: E-28B

FUNCTION: ELECTRICAL POWER OR CONTROL SIGNAL TRANSMISSION FOR NORMAL AND ACCIDENT OPERATION.

SUBMERGENCE: N/A

CHEMICAL SPRAY: YES

PARAMETER	ENVIRONMENT		DOCUMENTATION REFERENCE		QUALIFICATION	OUTSTANDING ITEMS	INTERFACES:
	SPECIFICATION	QUALIFICATION	SPECIFICATION	QUALIFICATION	METHOD		SPLICES: EQRR 169,194 LUGS: EQRR 171
OPERATING TIME	180 DAYS	180 DAYS	78	9	TEST & ANAL		
TEMPERATURE (F)	340	346	85	9	TEST & ANAL		MAINTENANCE REQUIREMENTS: NONE
PRESSURE (PSIA)	58.7	127.7	85	9	TEST		
RELATIVE HUMIDITY (%)	100	100	85	9	TEST		
RADIATION	7.28 E7 G 6.25 E4 B	2.01 E8	85,NOTE 2	9	TEST & ANAL		REMARKS: SPECIFIED ENVIRONMENTAL PARAMETERS ARE WORST CASE BASED UPON ANALYSIS OF ALL APPLICABLE LOCATIONS.
AGING	40 YRS.	40 YRS.	N/A	9	TEST & ANAL		

DEFICIENCY RESOLUTION:

PREPARED BY: RDC DATE: 05/23/83 REVISION DATE: 06/01/83

FACILITY: LGS UNIT: 1 DOCKET: 50-352 EQRR: 22A

REVIEWED BY: FMV DATE: 06/06/83

SYSTEM: CLASS 1E POWER INTERFACES

PLANT ID: CABLE-S69

COMPONENT: 600 VOLT INSTRUMENTATION CABLE
ASSOC COMP: N/A
ASSOC COMP: N/A

MANUFACTU: ROCKBESTOS
ASSOC MANF: N/A
ASSOC MANF: N/A

SERVICE: VARIOUS SAFETY SYSTEMS.

FUNCTION: ELECTRICAL POWER OR CONTROL SIGNAL TRANSMISSION FOR NORMAL AND ACCIDENT OPERATION.

ACCY: SPEC: N/A
DEMON: N/A
REF: N/A

MODEL NO.: 1 PR #18
ASSOC M/N: XLPE INSULATION
ASSOC M/N: W/NEOPR JACK

SERIAL NO: N/A
ASSOC S/N: N/A
ASSOC S/N: N/A

LOCATION: PRI CONT/SEC CONT

RACK/PANEL: N/A

ASSOC. DWG: N/A

P.O. NO: E-28B

SUBMERGENCE: N/A

CHEMICAL SPRAY: YES

PARAMETER	ENVIRONMENT		DOCUMENTATION REFERENCE		QUALIFICATION	OUTSTANDING ITEMS	INTERFACES:
	SPECIFICATION	QUALIFICATION	SPECIFICATION	QUALIFICATION	METHOD		SPLICES: EQRR 169,194 LUGS: EQRR 171
OPERATING TIME	180 DAYS	180 DAYS	78	20	TEST & ANAL		
TEMPERATURE (F)	340	346	85	20	TEST & ANAL		MAINTENANCE REQUIREMENTS: NONE
PRESSURE (PSIA)	58.7	127.7	85	20	TEST		
RELATIVE HUMIDITY (%)	100	100	85	20	TEST		
RADIATION	7.28 E7 G 6.25 E4 B	2.01 E8	85,NOTE 2	20	TEST & ANAL		REMARKS: SPECIFIED ENVIRONMENTAL PARAMETERS ARE WORST CASE BASED UPON ANALYSIS OF ALL APPLICABLE LOCATIONS.
AGING	40 YRS.	40 YRS.	N/A	20	TEST & ANAL		

DEFICIENCY RESOLUTION:

PREPARED BY: RDC DATE: 05/23/83 REVISION DATE: 06/01/83

FACILITY: LGS UNIT: 1 DOCKET: 50-352 EQRR: 22C

REVIEWED BY: FMV DATE: 06/06/83

SYSTEM: CLASS 1E POWER INTERFACES

ACCY:SPEC: N/A
DEMON: N/A
REF: N/A

LOCATION: PRI CONT/SEC CONT

PLANT ID: CABLE-S69*

RACK/PANEL: N/A

COMPONENT: 600 VOLT INSTRUMENTATION CABLE
ASSOC COMP: N/A
ASSOC COMP: N/A

MODEL NO.: 1 PR #18
ASSOC M/N: XLPE INSUL. W/NEOPR JAC
ASSOC M/N: FACTORY KXL-760 INS.REW

ASSOC. DWG: N/A

MANUFACTU: ROCKBESTOS
ASSOC MANF: N/A
ASSOC MANF: N/A

SERIAL NO: N/A
ASSOC S/N: N/A
ASSOC S/N: N/A

SERVICE: VARIOUS SAFETY SYSTEMS.

P.O. NO: E-28B

FUNCTION: ELECTRICAL POWER OR CONTROL SIGNAL TRANSMISSION FOR NORMAL AND ACCIDENT OPERATION.

SUBMERGENCE: N/A

CHEMICAL SPRAY: YES

PARAMETER	ENVIRONMENT		DOCUMENTATION REFERENCE		QUALIFICATION	OUTSTANDING ITEMS	INTERFACES:
	SPECIFICATION	QUALIFICATION	SPECIFICATION	QUALIFICATION	METHOD		SPLICES: EQRR 169,194 LUGS: EQRR 171
OPERATING TIME	180 DAYS	180 DAYS	78	9	TEST & ANAL		
TEMPERATURE (F)	340	346	85	9	TEST & ANAL		MAINTENANCE REQUIREMENTS: NONE
PRESSURE (PSIA)	58.7	127.7	85	9	TEST		
RELATIVE HUMIDITY (%)	100	100	85	9	TEST		
RADIATION	7.28 E7 G 6.25 E4 B	2.01 E8	85,NOTE 2	9	TEST & ANAL		REMARKS: SPECIFIED ENVIRONMENTAL PARAMETERS ARE WORST CASE BASED UPON ANALYSIS OF ALL APPLICABLE LOCATIONS.
AGING	40 YRS.	40 YRS.	N/A	9	TEST & ANAL		

DEFICIENCY RESOLUTION:

PREPARED BY: RDC DATE: 05/23/83 REVISION DATE: 06/01/83

FACILITY: LGS UNIT: 1 DOCKET: 50-352 EQRR: 22A

REVIEWED BY: FMV DATE: 06/06/83

SYSTEM: CLASS 1E POWER INTERFACES

PLANT ID: CABLE-S70

ACCY: SPEC: N/A
DEMON: N/A
REF: N/A

LOCATION: PRI CONT/SEC CONT

RACK/PANEL: N/A

COMPONENT: 600 VOLT INSTRUMENTATION CABLE
ASSOC COMP: N/A
ASSOC COMP: N/A

MODEL NO.: 7 PR #18
ASSOC M/N: XLPE INSULATION
ASSOC M/N: W/NEOPR JACK

ASSOC. DWG: N/A

MANUFACTU: ROCKBESTOS
ASSOC MANF: N/A
ASSOC MANF: N/A

SERIAL NO: N/A
ASSOC S/N: N/A
ASSOC S/N: N/A

SERVICE: VARIOUS SAFETY SYSTEMS.

P.O. NO: E-288

FUNCTION: ELECTRICAL POWER OR CONTROL SIGNAL TRANSMISSION FOR NORMAL AND ACCIDENT OPERATION.

SUBMERGENCE: N/A

CHEMICAL SPRAY: YES

PARAMETER	ENVIRONMENT		DOCUMENTATION REFERENCE		QUALIFICATION	OUTSTANDING ITEMS	INTERFACES:
	SPECIFICATION	QUALIFICATION	SPECIFICATION	QUALIFICATION	METHOD		SPLICES: EQRR 169,194 LUGS: EQRR 171
OPERATING TIME	180 DAYS	180 DAYS	78	20	TEST & ANAL		
TEMPERATURE (F)	340	346	85	20	TEST & ANAL		MAINTENANCE REQUIREMENTS: NONE
PRESSURE (PSIA)	58.7	127.7	85	20	TEST		
RELATIVE HUMIDITY (%)	100	100	85	20	TEST		
RADIATION	7.28 E7 G 6.25 E4 B	2.01 E8	85,NOTE 2	20	TEST & ANAL		REMARKS: SPECIFIED ENVIRONMENTAL PARAMETERS ARE WORST CASE BASED UPON ANALYSIS OF ALL APPLICABLE LOCATIONS.
AGING	40 YRS.	40 YRS.	N/A	20	TEST & ANAL		

DEFICIENCY RESOLUTION:

PREPARED BY: RDC DATE: 05/23/83 REVISION DATE: 06/01/83

FACILITY: LGS UNIT: 1 DOCKET: 50-352 EQRR: 22C

REVIEWED BY: FMV DATE: 06/06/83

SYSTEM: CLASS 1E POWER INTERFACES

ACCY: SPEC: N/A
DEMON: N/A
REF: N/A

LOCATION: PRI CONT/SEC CONT

PLANT ID: CABLE-S70*

RACK/PANEL: N/A

COMPONENT: 600 VOLT INSTRUMENTATION CABLE
ASSOC COMP: N/A
ASSOC COMP: N/A

MODEL NO.: 7 PR #18
ASSOC M/N: XLPE INSUL. W/NEOPR JAC
ASSOC M/N: FACTORY KXL-760 INS.REW

ASSOC. DWG: N/A

MANUFACTU: ROCKBESTOS
ASSOC MANF: N/A
ASSOC MANF: N/A

SERIAL NO: N/A
ASSOC S/N: N/A
ASSOC S/N: N/A

SERVICE: VARIOUS SAFETY SYSTEMS.

P.O. NO: E-28B

FUNCTION: ELECTRICAL POWER OR CONTROL SIGNAL TRANSMISSION FOR NORMAL AND ACCIDENT OPERATION.

SUBMERGENCE: N/A

CHEMICAL SPRAY: YES

PARAMETER	ENVIRONMENT		DOCUMENTATION REFERENCE		QUALIFICATION	OUTSTANDING ITEMS	INTERFACES:
	SPECIFICATION	QUALIFICATION	SPECIFICATION	QUALIFICATION	METHOD		SPLICES: EQRR 169,194 LUGS: EQRR 171
OPERATING TIME	180 DAYS	180 DAYS	78	9	TEST & ANAL		
TEMPERATURE (F)	340	346	85	9	TEST & ANAL		MAINTENANCE REQUIREMENTS: NONE
PRESSURE (PSIA)	58.7	127.7	85	9	TEST		
RELATIVE HUMIDITY (%)	100	100	85	9	TEST		
RADIATION	7.28 E7 G 6.25 E4 B	2.01 E8	85,NOTE 2	9	TEST & ANAL		REMARKS: SPECIFIED ENVIRONMENTAL PARAMETERS ARE WORST CASE BASED UPON ANALYSIS OF ALL APPLICABLE LOCATIONS.
AGING	40 YRS.	40 YRS.	N/A	9	TEST & ANAL		

DEFICIENCY RESOLUTION:

PREPARED BY: PDC DATE: 05/23/83 REVISION DATE: 06/01/83

FACILITY: LGS UNIT: 1 DOCKET: 50-352 EQRR: 22A

REVIEWED BY: FMV DATE: 06/06/83

SYSTEM: CLASS 1E POWER INTERFACES

ACCY: SPEC: N/A
DEMON: N/A
REF: N/A

LOCATION: PRI CONT/SEC CONT

PLANT ID: CABLE-S71

RACK/PANEL: N/A

COMPONENT: 600 VOLT INSTRUMENTATION CABLE
ASSOC COMP: N/A
ASSOC COMP: N/A

MODEL NO.: 19 PR #18
ASSOC M/N: XLPE INSULATION
ASSOC M/N: W/NEOPR JACK

ASSOC. DWG: N/A

MANUFACTU: ROCKBESTOS
ASSOC MANF: N/A
ASSOC MANF: N/A

SERIAL NO: N/A
ASSOC S/N: N/A
ASSOC S/N: N/A

SERVICE: VARIOUS SAFETY SYSTEMS.

P.O. NO: E-28B

FUNCTION: ELECTRICAL POWER OR CONTROL SIGNAL TRANSMISSION FOR NORMAL AND ACCIDENT OPERATION.

SUBMERGENCE: N/A

CHEMICAL SPRAY: YES

PARAMETER	ENVIRONMENT		DOCUMENTATION REFERENCE		QUALIFICATION	OUTSTANDING ITEMS	INTERFACES:
	SPECIFICATION	QUALIFICATION	SPECIFICATION	QUALIFICATION	METHOD		SPLICES: EQRR 169,194 LUGS: EQRR 171
OPERATING TIME	180 DAYS	180 DAYS	78	20	TEST & ANAL		
TEMPERATURE (F)	340	346	85	20	TEST & ANAL		MAINTENANCE REQUIREMENTS: NONE
PRESSURE (PSIA)	58.7	127.7	85	20	TEST		
RELATIVE HUMIDITY (%)	100	100	85	20	TEST		
RADIATION	7.28 E7 G 6.25 E4 B	2.01 E8	85,NOTE 2	20	TEST & ANAL		REMARKS: SPECIFIED ENVIRONMENTAL PARAMETERS ARE WORST CASE BASED UPON ANALYSIS OF ALL APPLICABLE LOCATIONS.
AGING	40 YRS.	40 YRS.	N/A	20	TEST & ANAL		

DEFICIENCY RESOLUTION:

PREPARED BY: RDC DATE: 05/23/83 REVISION DATE: 06/01/83

FACILITY: LGS UNIT: 1 DOCKET: 50-352 EQRR: 22C

REVIEWED BY: FMV DATE: 06/06/83

SYSTEM: CLASS 1E POWER INTERFACES

ACCY: SPEC: N/A DEMON: N/A REF: N/A

LOCATION: PRI CONT/SEC CONT

PLANT ID: CABLE-S71*

RACK/PANEL: N/A

COMPONENT: 600 VOLT INSTRUMENTATION CABLE

MODEL NO.: 19 PR #18

ASSOC COMP: N/A

ASSOC M/N: XLPE INSUL. W/NEOPR JAC

ASSOC. DWG: N/A

ASSOC COMP: N/A

ASSOC M/N: FACTORY KXL-760 INS.REW

MANUFACTU: ROCKBESTOS

SERIAL NO: N/A

ASSOC MANF: N/A

ASSOC S/N: N/A

ASSOC MANF: N/A

ASSOC S/N: N/A

SERVICE: VARIOUS SAFETY SYSTEMS.

P.O. NO: E-28B

FUNCTION: ELECTRICAL POWER OR CONTROL SIGNAL TRANSMISSION FOR NORMAL AND ACCIDENT OPERATION.

SUBMERGENCE: N/A

CHEMICAL SPRAY: YES

PARAMETER	ENVIRONMENT		DOCUMENTATION REFERENCE		QUALIFICATION	OUTSTANDING ITEMS	INTERFACES:
	SPECIFICATION	QUALIFICATION	SPECIFICATION	QUALIFICATION	METHOD		SPLICES: EQRR 169,194 LUGS: EQRR 171
OPERATING TIME	180 DAYS	180 DAYS	78	9	TEST & ANAL		
TEMPERATURE (F)	340	346	85	9	TEST & ANAL		MAINTENANCE REQUIREMENTS: NONE
PRESSURE (PSIA)	58.7	127.7	85	9	TEST		
RELATIVE HUMIDITY (%)	100	100	85	9	TEST		
RADIATION	7.28 E7 G 6.25 E4 B	2.01 E8	85,NOTE 2	9	TEST & ANAL		REMARKS: SPECIFIED ENVIRONMENTAL PARAMETERS ARE WORST CASE BASED UPON ANALYSIS OF ALL APPLICABLE LOCATIONS.
AGING	40 YRS.	40 YRS.	N/A	9	TEST & ANAL		

DEFICIENCY RESOLUTION:

PREPARED BY: RDC DATE: 05/23/83 REVISION DATE: 08/01/83

FACILITY: LGS UNIT: 1 DOCKET: 50-352 EQRR: 24

REVIEWED BY: FMV DATE: 08/01/83

SYSTEM: CLASS 1E POWER INTERFACES

ACCY: SPEC: N/A
DEMON: N/A
REF: N/A

LOCATION: PRI CONT/SEC CONT

PLANT ID: CABLE-T01

RACK/PANEL: N/A

COMPONENT: 300 VOLT THERMOCOUPLE EXTENSION CABLE

MODEL NO.: XLPE INS.W/NEOPR.JACKET

ASSOC COMP: N/A

ASSOC M/N: FACTORY KXL-420 INS.REW

ASSOC. DWG: N/A

ASSOC COMP: N/A

ASSOC M/N: N/A

MANUFACTU: ROCKBESTOS

SERIAL NO: N/A

ASSOC MANF: N/A

ASSOC S/N:

ASSOC MANF: N/A

ASSOC S/N:

SERVICE: VARIOUS SAFETY SYSTEMS.

P.O. NO: E-31A

FUNCTION: ELECTRICAL POWER OR CONTROL SIGNAL TRANSMISSION FOR NORMAL AND ACCIDENT OPERATION.

SUBMERGENCE: N/A

CHEMICAL SPRAY: N/A

PARAMETER	ENVIRONMENT		DOCUMENTATION REFERENCE		QUALIFICATION	OUTSTANDING ITEMS	INTERFACES:
	SPECIFICATION	QUALIFICATION	SPECIFICATION	QUALIFICATION	METHOD		SPLICES: EQRR 169,194 LUGS: EQRR 171
OPERATING TIME	180 DAYS	180 DAYS	78	37	TEST & ANAL		
TEMPERATURE (F)	340	346	85	37	TEST & ANAL		MAINTENANCE REQUIREMENTS: NONE
PRESSURE (PSIA)	58.7	127.7	85	37	TEST		
RELATIVE HUMIDITY (%)	100	100	85	37	TEST		
RADIATION	7.28 E7 G 1.18 E9 B	2.056 E8	85	37	TEST & ANAL		REMARKS: SPECIFIED ENVIRONMENTAL PARAMETERS ARE WORST CASE BASED UPON ANALYSIS OF ALL APPLICABLE LOCATIONS.
AGING	40 YRS.	40 YRS.	N/A	37	TEST & ANAL		

DEFICIENCY RESOLUTION:

PREPARED BY: RDC DATE: 05/23/83 REVISION DATE: 06/01/83

FACILITY: LGS UNIT: 1 DOCKET: 50-352 EQRR: 24

REVIEWED BY: FMV DATE: 06/06/83

SYSTEM: CLASS 1E POWER INTERFACES

ACCY: SPEC: N/A
DEMON: N/A
REF: N/A

LOCATION: PRI CONT/SEC CONT

PLANT ID: CABLE-T01*

RACK/PANEL: N/A

COMPONENT: 300 VOLT THERMOCOUPLE EXTENSION CABLE

MODEL NO.: 1 PR #16 JX-1C

ASSOC COMP: N/A

ASSOC M/N: XLPE INS.W/NEOPR JACK

ASSOC. DWG: N/A

ASSOC COMP: N/A

ASSOC M/N: FACTORY KXL-420 INS.REW

MANUFACTU: ROCKBESTOS

SERIAL NO: N/A

ASSOC MANF: N/A

ASSOC S/N: N/A

ASSOC MANF: N/A

ASSOC S/N: N/A

SERVICE: VARIOUS SAFETY SYSTEMS.

P.O. NO: E-31A

FUNCTION: ELECTRICAL POWER OR CONTROL SIGNAL TRANSMISSION FOR NORMAL AND ACCIDENT OPERATION.

SUBMERGENCE: N/A

CHEMICAL SPRAY: YES

PARAMETER	ENVIRONMENT		DOCUMENTATION REFERENCE		QUALIFICATION	OUTSTANDING ITEMS	INTERFACES:
	SPECIFICATION	QUALIFICATION	SPECIFICATION	QUALIFICATION	METHOD		SPLICES: EQRR 169,194 LUGS: EQRR 171
OPERATING TIME	180 DAYS	180 DAYS	78	10	TEST & ANAL		
TEMPERATURE (F)	340	346	85	10	TEST & ANAL		MAINTENANCE REQUIREMENTS: NONE
PRESSURE (PSIA)	58.7	127.7	85	10	TEST		
RELATIVE HUMIDITY (%)	100	100	85	10	TEST		
RADIATION	7.28 E7 G 1.18 E9 B	2.04 E8	85	10	TEST & ANAL		REMARKS: SPECIFIED ENVIRONMENTAL PARAMETERS ARE WORST CASE BASED UPON ANALYSIS OF ALL APPLICABLE LOCATIONS.
AGING	40 YRS.	40 YRS.	N/A	10	TEST & ANAL		

DEFICIENCY RESOLUTION:

PREPARED BY: RDC DATE: 05/23/83 REVISION DATE: 08/01/83

FACILITY: LGS UNIT: 1 DOCKET: 50-352 EQRR: 24

REVIEWED BY: FMV DATE: 08/01/83

SYSTEM: CLASS 1E POWER INTERFACES

PLANT ID: CABLE-T02

COMPONENT: 300 VOLT THERMOCOUPLE EXTENSION CABLE
ASSOC COMP: N/A
ASSOC COMP: N/A

MANUFACTU: ROCKBESTOS
ASSOC MANF: N/A
ASSOC MANF: N/A

SERVICE: VARIOUS SAFETY SYSTEMS.

FUNCTION: ELECTRICAL POWER OR CONTROL SIGNAL TRANSMISSION FOR NORMAL AND ACCIDENT OPERATION.

ACCY: SPEC: N/A
DENOM: N/A
REF: N/A

MODEL NO.: XLPC INS.W/NEOPR.JACKET
ASSOC M/N: FACTORY KXL-420 INS.REW
ASSOC M/N: N/A

SERIAL NO: N/A
ASSOC S/N:
ASSOC S/N:

LOCATION: PRI CONT/SEC CONT

RACK/PANEL: N/A

ASSOC. DWG: N/A

P.O. NO: E-31A

SUBMERGENCE: N/A

CHEMICAL SPRAY: N/A

PARAMETER	ENVIRONMENT		DOCUMENTATION REFERENCE		QUALIFICATION	OUTSTANDING ITEMS	INTERFACES:
	SPECIFICATION	QUALIFICATION	SPECIFICATION	QUALIFICATION	METHOD		SPLICES: EQRR 169,194 LUGS: EQRR 172
OPERATING TIME	180 DAYS	180 DAYS	78	37	TEST & ANAL		
TEMPERATURE (F)	340	346	85	37	TEST & ANAL		MAINTENANCE REQUIREMENTS: NONE
PRESSURE (PSIA)	58.7	127.7	85	37	TEST		
RELATIVE HUMIDITY (%)	100	100	85	37	TEST		
RADIATION	7.28 E7 G 1.18 E9 B	2.056 E8	85	37	TEST & ANAL		REMARKS: SPECIFIED ENVIRONMENTAL PARAMETERS ARE WORST CASE BASED UPON ANALYSIS OF ALL APPLICABLE LOCATIONS.
AGING	40 YRS.	40 YRS.	N/A	37	TEST & ANAL		

DEFICIENCY RESOLUTION:

PREPARED BY: RDC DATE: 05/23/83 REVISION DATE: 06/01/83

FACILITY: LGS UNIT: 1 DOCKET: 50-352 EQRR: 24

REVIEWED BY: FMV DATE: 06/06/83

SYSTEM: CLASS 1E POWER INTERFACES

PLANT ID: CABLE-T02*

COMPONENT: 300 VOLT THERMOCOUPLE EXTENSION CABLE
ASSOC COMP: N/A
ASSOC COMP: N/A

MANUFACTU: ROCKBESTOS
ASSOC MANF: N/A
ASSOC MANF: N/A

SERVICE: VARIOUS SAFETY SYSTEMS.

FUNCTION: ELECTRICAL POWER OR CONTROL SIGNAL TRANSMISSION FOR NORMAL AND ACCIDENT OPERATION.

ACCY: SPEC: N/A
DENON: N/A
REF: N/A

MODEL NO.: 1 PR #16 TX-CC
ASSOC M/N: XLPE INS.W/NEOPR JACK
ASSOC M/N: FACTORY KXL-420 INS.REW

SERIAL NO: N/A
ASSOC S/N: N/A
ASSOC S/N: N/A

LOCATION: PRI CONT/SEC CONT

RACK/PANEL: N/A

ASSOC. DWG: N/A

P.O. NO: E-31A

SUBMERGENCE: N/A

CHEMICAL SPRAY: YES

PARAMETER	ENVIRONMENT		DOCUMENTATION REFERENCE		QUALIFICATION	OUTSTANDING ITEMS	INTERFACES:
	SPECIFICATION	QUALIFICATION	SPECIFICATION	QUALIFICATION	METHOD		SPLICES: EQRR 169,194 LUGS: EQRR 171
OPERATING TIME	180 DAYS	180 DAYS	78	10	TEST & ANAL		
TEMPERATURE (F)	340	346	85	10	TEST & ANAL		MAINTENANCE REQUIREMENTS: NONE
PRESSURE (PSIA)	58.7	127.7	85	10	TEST		
RELATIVE HUMIDITY (%)	100	100	85	10	TEST		
RADIATION	7.28 E7 G 1.18 E9 B	2.04 E8	85	10	TEST & ANAL		REMARKS: SPECIFIED ENVIRONMENTAL PARAMETERS ARE WORST CASE BASED UPON ANALYSIS OF ALL APPLICABLE LOCATIONS.
AGING	40 YRS.	40 YRS.	N/A	10	TEST & ANAL		

DEFICIENCY RESOLUTION:

PREPARED BY: RDC DATE: 05/23/83 REVISION DATE: 08/01/83

FACILITY: LGS UNIT: 1 DOCKET: 50-352 EQRR: 24

REVIEWED BY: FMV DATE: 08/01/83

SYSTEM: CLASS 1E POWER INTERFACES

PLANT ID: CABLE-T03

ACCY: SPEC: N/A
DEMON: N/A
REF: N/A

LOCATION: PRI CONT/SEC CONT

RACK/PANEL: N/A

COMPONENT: 300 VOLT THERMOCOUPLE EXTENSION CABLE
ASSOC COMP: N/A
ASSOC COMP: N/A

MODEL NO.: XLPE INS.W/NEOPR.JACKET
ASSOC M/N: FACTORY KXL-420 INS.REW
ASSOC M/N: N/A

ASSOC. DWG: N/A

MANUFACTU: ROCKBESTOS
ASSOC MANF: N/A
ASSOC MANF: N/A

SERIAL NO: N/A
ASSOC S/N:
ASSOC S/N:

SERVICE: VARIOUS SAFETY SYSTEMS

P.O. NO: E-31A

FUNCTION: ELECTRICAL POWER OR CONTROL SIGNAL TRANSMISSION FOR NORMAL AND ACCIDENT OPERATION.

SUBMERGENCE: N/A

CHEMICAL SPRAY: N/A

PARAMETER	ENVIRONMENT		DOCUMENTATION REFERENCE		QUALIFICATION	OUTSTANDING ITEMS	INTERFACES:
	SPECIFICATION	QUALIFICATION	SPECIFICATION	QUALIFICATION	METHOD		SPLICES: EQRR 169,194 LUGS: EQRR 171
OPERATING TIME	180 DAYS	180 DAYS	78	37	TEST & ANAL		
TEMPERATURE (F)	340	346	85	37	TEST & ANAL		MAINTENANCE REQUIREMENTS: NONE
PRESSURE (PSIA)	58.7	127.7	85	37	TEST		
RELATIVE HUMIDITY (%)	100	100	85	37	TEST		
RADIATION	7.28 E7 G 1.18 E9 B	2.056 E8	85	37	TEST & ANAL		REMARKS: SPECIFIED ENVIRONMENTAL PARAMETERS ARE WORST CASE BASED UPON ANALYSIS OF ALL APPLICABLE LOCATIONS.
AGING	40 YRS.	40 YRS.	N/A	37	TEST & ANAL		

DEFICIENCY RESOLUTION:

PREPARED BY: RDC DATE: 05/23/83 REVISION DATE: 06/01/83

FACILITY: LGS UNIT: 1 DOCKET: 50-352 EQRR: 24

REVIEWED BY: FMV DATE: 06/06/83

SYSTEM: CLASS 1E POWER INTERFACES

ACCY: SPEC: N/A
DEMON: N/A
REF: N/A

LOCATION: PRI CONT/SEC CONT

PLANT ID: CABLE-T03*

RACK/PANEL: N/A

COMPONENT: 300 VOLT THERMOCOUPLE EXTENSION CABLE

MODEL NO.: 5 PR #16 TX-CC

ASSOC COMP: N/A

ASSOC M/N: XLPE INS.W/NEOPR JACK

ASSOC. DWG: N/A

ASSOC COMP: N/A

ASSOC M/N: FACTORY KXL-420 INS.REW

MANUFACTU: ROCKBESTOS

SERIAL NO: N/A

ASSOC MANF: N/A

ASSOC S/N: N/A

ASSOC MANF: N/A

ASSOC S/N: N/A

SERVICE: VARIOUS SAFETY SYSTEMS.

P.O. NO: E-31A

FUNCTION: ELECTRICAL POWER OR CONTROL SIGNAL TRANSMISSION FOR NORMAL AND ACCIDENT OPERATION.

SUBMERGENCE: N/A

CHEMICAL SPRAY: YES

PARAMETER	ENVIRONMENT		DOCUMENTATION REFERENCE		QUALIFICATION	OUTSTANDING ITEMS	INTERFACES:
	SPECIFICATION	QUALIFICATION	SPECIFICATION	QUALIFICATION	METHOD		SPLICES: EQRR 169,194 LUGS: EQRR 171
OPERATING TIME	180 DAYS	180 DAYS	78	10	TEST & ANAL		
TEMPERATURE (F)	340	346	85	10	TEST & ANAL		MAINTENANCE REQUIREMENTS: NONE
PPESSURE (PSIA)	58.7	127.7	85	10	TEST		
RELATIVE HUMIDITY (%)	100	100	85	10	TEST		
RADIATION	7.28 E7 G 1.18 E9 B	2.04 E8	85	10	TEST & ANAL		REMARKS: SPECIFIED ENVIRONMENTAL PARAMETERS ARE WORST CASE BASED UPON ANALYSIS OF ALL APPLICABLE LOCATIONS.
AGING	40 YRS.	40 YRS.	N/A	10	TEST & ANAL		

DEFICIENCY RESOLUTION:

PREPARED BY: RDC DATE: 05/23/83 REVISION DATE: 08/01/83

FACILITY: LGS UNIT: 1 DOCKET: 50-352 EQRR: 24

REVIEWED BY: FMV DATE: 08/01/83

SYSTEM: CLASS 1E POWER INTERFACES

ACCY: SPEC: N/A
DEMON: N/A
REF: N/A

LOCATION: PRI CONT/SEC CONT

PLANT ID: CABLE-T04

RACK/PANEL: N/A

COMPONENT: 300 VOLT THERMOCOUPLE EXTENSION CABLE
ASSOC COMP: N/A
ASSOC COMP: N/A

MODEL NO.: XLPE INS.W/NEOPR.JACKET
ASSOC M/N: FACTORY KXL-420 INS.REW
ASSOC M/N: N/A

ASSOC. DWG: N/A

MANUFACTU: ROCKBESTOS
ASSOC MANF: N/A
ASSOC MANF: N/A

SERIAL NO: N/A
ASSOC S/N:
ASSOC S/N:

SERVICE: VARIOUS SAFETY SYSTEMS.

P.O. NO: E-31A

FUNCTION: ELECTRICAL POWER OR CONTROL SIGNAL TRANSMISSION FOR NORMAL AND ACCIDENT OPERATION.

SUBMERGENCE: N/A

CHEMICAL SPRAY: N/A

PARAMETER	ENVIRONMENT		DOCUMENTATION REFERENCE		QUALIFICATION	OUTSTANDING ITEMS	INTERFACES:
	SPECIFICATION	QUALIFICATION	SPECIFICATION	QUALIFICATION	METHOD		SPLICES: EQRR 169,194 LUGS: EQRR 171
OPERATING TIME	180 DAYS	180 DAYS	78	37	TEST & ANAL		
TEMPERATURE (F)	340	346	85	37	TEST & ANAL		MAINTENANCE REQUIREMENTS: NONE
PRESSURE (PSIA)	58.7	127.7	85	37	TEST		
RELATIVE HUMIDITY (%)	100	100	85	37	TEST		
RADIATION	7.28 E7 G 1.18 E9 B	2.056 E8	85	37	TEST & ANAL		REMARKS: SPECIFIED ENVIRONMENTAL PARAMETERS ARE WORST CASE BASED UPON ANALYSIS OF ALL APPLICABLE LOCATIONS.
AGING	40 YRS.	40 YRS.	N/A	37	TEST & ANAL		

DEFICIENCY RESOLUTION:

PREPARED BY: RDC DATE: 05/23/83 REVISION DATE: 06/01/83

FACILITY: LGS UNIT: 1 DOCKET: 50-352 EQRR: 24

REVIEWED BY: FMV DATE: 06/06/83

SYSTEM: CLASS 1E POWER INTERFACES

PLANT ID: CABLE-T04*

ACCY: SPEC: N/A
DEMON: N/A
REF: N/A

LOCATION: PRI CONT/SEC CONT

RACK/PANEL: N/A

COMPONENT: 300 VOLT THERMOCOUPLE EXTENSION CABLE
ASSOC COMP: N/A
ASSOC COMP: N/A

MODEL NO.: 12 PR #16 TX-CC
ASSOC M/N: XLPE INS.W/NEOPR JACK
ASSOC M/N: FACTORY KXL-420 INS.REW

ASSOC. DWG: N/A

MANUFACTU: ROCKBESTOS
ASSOC MANF: N/A
ASSOC MANF: N/A

SERIAL NO: N/A
ASSOC S/N: N/A
ASSOC S/N: N/A

SERVICE: VARIOUS SAFETY SYSTEMS.

P.O. NO: E-31A

FUNCTION: ELECTRICAL POWER OR CONTROL SIGNAL TRANSMISSION FOR NORMAL AND ACCIDENT OPERATION.

SUBMERGENCE: N/A

CHEMICAL SPRAY: YES

PARAMETER	ENVIRONMENT		DOCUMENTATION REFERENCE		QUALIFICATION	OUTSTANDING ITEMS	INTERFACES:
	SPECIFICATION	QUALIFICATION	SPECIFICATION	QUALIFICATION	METHOD		SPLICES: EQRR 169,194 LUGS: EQRR 171
OPERATING TIME	180 DAYS	180 DAYS	78	10	TEST & ANAL		
TEMPERATURE (F)	340	346	85	10	TEST & ANAL		MAINTENANCE REQUIREMENTS: NONE
PRESSURE (PSIA)	58.7	127.7	85	10	TEST		
RELATIVE HUMIDITY (%)	100	100	85	10	TEST		
RADIATION	7.28 E7 G 1.18 E9 B	2.04 E8	85	10	TEST & ANAL		REMARKS: SPECIFIED ENVIRONMENTAL PARAMETERS ARE WORST CASE BASED UPON ANALYSIS OF ALL APPLICABLE LOCATIONS.
AGING	40 YRS.	40 YRS.	N/A	10	TEST & ANAL		

DEFICIENCY RESOLUTION:

PREPARED BY: RDC DATE: 05/23/83 REVISION DATE: 08/01/83

FACILITY: LGS UNIT: 1 DOCKET: 50-352 EQRR: 24

REVIEWED BY: FMV DATE: 08/01/83

SYSTEM: CLASS 1E POWER INTERFACES

PLANT ID: CABLE-T05

ACCY: SPEC: N/A
DEMON: N/A
REF: N/A

LOCATION: PRI CONT/SEC CONT

RACK/PANEL: N/A

COMPONENT: 300 V THERMOCOUPLE EXTENSION CABLE.
ASSOC COMP: N/A
ASSOC COMP: N/A

MODEL NO.: XLPE INS.W/NEOPR.JACKET
ASSOC M/N: FACTORY KXL-420 INS.REW
ASSOC M/N: N/A

ASSOC. DWG: N/A

MANUFACTU: ROCKBESTOS
ASSOC MANF: N/A
ASSOC MANF: N/A

SERIAL NO: N/A
ASSOC S/N:
ASSOC S/N:

SERVICE: VARIOUS SAFETY SYSTEMS.

P.O. NO: E-31A

FUNCTION: ELECTRICAL POWER OR CONTROL SIGNAL TRANSMISSION FOR NORMAL AND ACCIDENT OPERATION.

SUBMERGENCE: N/A

CHEMICAL SPRAY: N/A

PARAMETER	ENVIRONMENT		DOCUMENTATION REFERENCE		QUALIFICATION	OUTSTANDING ITEMS	INTERFACES:
	SPECIFICATION	QUALIFICATION	SPECIFICATION	QUALIFICATION	METHOD		SPLICES: EQRR 169,194 LUGS: EQRR 171
OPERATING TIME	180 DAYS	180 DAYS	78	37	TEST & ANAL		
TEMPERATURE (F)	340	346	85	37	TEST & ANAL		MAINTENANCE REQUIREMENTS: NONE
PRESSURE (PSIA)	58.7	127.7	85	37	TEST		
RELATIVE HUMIDITY (%)	100	100	85	37	TEST		
RADIATION	7.28 E7 G 1.18 E9 B	2.056 E8	85	37	TEST & ANAL		REMARKS: SPECIFIED ENVIRONMENTAL PARAMETERS ARE WORST CASE BASED UPON ANALYSIS OF ALL APPLICABLE LOCATIONS.
AGING	40 YRS.	40 YRS.	N/A	37	TEST & ANAL		

DEFICIENCY RESOLUTION:

PREPARED BY: RDC DATE: 05/23/83 REVISION DATE: 06/01/83

FACILITY: LGS UNIT: 1 DOCKET: 50-352 EQRR: 24

REVIEWED BY: FMV DATE: 06/06/83

SYSTEM: CLASS 1E POWER INTERFACES

ACCY: SPEC: N/A DEMON: N/A REF: N/A

LOCATION: PRI CONT/SEC CONT

PLANT ID: CABLE-T05*

RACK/PANEL: N/A

COMPONENT: 300 VOLT THERMOCOUPLE EXTENSION CABLE

MODEL NO.: 4 PR #20 KX-CA

ASSOC COMP: N/A

ASSOC M/N: XLPE INS.W/NEOPR JACK

ASSOC. DWG: N/A

ASSOC COMP: N/A

ASSOC M/N: FACTORY KXL-420 INS.REW

MANUFACTU: ROCKBESTOS

SERIAL NO: N/A

ASSOC MANF: N/A

ASSOC S/N: N/A

ASSOC MANF: N/A

ASSOC S/N: N/A

SERVICE: VARIOUS SAFETY SYSTEMS.

P.O. NO: E-31A

FUNCTION: ELECTRICAL POWER OR CONTROL SIGNAL TRANSMISSION FOR NORMAL AND ACCIDENT OPERATION.

SUBMERGENCE: N/A

CHEMICAL SPRAY: YES

PARAMETER	ENVIRONMENT		DOCUMENTATION REFERENCE		QUALIFICATION	OUTSTANDING ITEMS	INTERFACES:
	SPECIFICATION	QUALIFICATION	SPECIFICATION	QUALIFICATION	METHOD		SPLICES: EQRR 169,194 LUGS: EQRR 171
OPERATING TIME	180 DAYS	180 DAYS	78	10	TEST & ANAL		
TEMPERATURE (F)	340	346	85	10	TEST & ANAL		MAINTENANCE REQUIREMENTS: NONE
PRESSURE (PSIA)	58.7	127.7	85	10	TEST		
RELATIVE HUMIDITY (%)	100	100	85	10	TEST		
RADIATION	7.28 E7 G 1.18 E9 B	2.04 E8	85	10	TEST & ANAL		REMARKS: SPECIFIED ENVIRONMENTAL PARAMETERS ARE WORST CASE BASED UPON ANALYSIS OF ALL APPLICABLE LOCATIONS.
AGING	40 YRS.	40 YRS.	N/A	10	TEST & ANAL		

DEFICIENCY RESOLUTION:

PREPARED BY: RDC DATE: 05/23/83 REVISION DATE: 08/01/83

FACILITY: LGS UNIT: 1 DOCKET: 50-352 EQRR: 24

REVIEWED BY: FMV DATE: 08/01/83

SYSTEM: CLASS 1E POWER INTERFACES

ACCY: SPEC: N/A
DEMON: N/A
REF: N/A

LOCATION: PRI CONT/SEC CONT

PLANT ID: CABLE-T24

RACK/PANEL: N/A

COMPONENT: 300 V THERMOCOUPLE EXTENSION CABLE.
ASSOC COMP: N/A
ASSOC COMP: N/A

MODEL NO.: XLPE INS.W/NEOPR.JACKET
ASSOC M/N: FACTORY KXL-420 INS.REW
ASSOC M/N: N/A

ASSOC. DWG: N/A

MANUFACTU: ROCKBESTOS
ASSOC MANF: N/A
ASSOC MANF: N/A

SERIAL NO: N/A
ASSOC S/N:
ASSOC S/N:

SERVICE: VARIOUS SAFETY SYSTEMS.

P.O. NO: E-31A

FUNCTION: ELECTRICAL POWER OR CONTROL SIGNAL TRANSMISSION FOR NORMAL AND ACCIDENT OPERATION.

SUBMERGENCE: N/A

CHEMICAL SPRAY: N/A

PARAMETER	ENVIRONMENT		DOCUMENTATION REFERENCE		QUALIFICATION	OUTSTANDING ITEMS	INTERFACES:
	SPECIFICATION	QUALIFICATION	SPECIFICATION	QUALIFICATION	METHOD		SPLICES: EQRR 169,194 LUGS: EQRR 171
OPERATING TIME	180 DAYS	180 DAYS	78	37	TEST & ANAL		
TEMPERATURE (F)	340	346	85	37	TEST & ANAL		MAINTENANCE REQUIREMENTS: NONE
PRESSURE (PSIA)	58.7	127.7	85	37	TEST		
RELATIVE HUMIDITY (%)	100	100	85	37	TEST		
RADIATION	7.28 E7 G 1.18 E9 B	2.056 E8	85	37	TEST & ANAL		REMARKS: SPECIFIED ENVIRONMENTAL PARAMETERS ARE WORST CASE BASED UPON ANALYSIS OF ALL APPLICABLE LOCATIONS.
AGING	40 YRS.	40 YRS.	N/A	37	TEST & ANAL		

DEFICIENCY RESOLUTION:

PREPARED BY: ROC DATE: 05/23/83 REVISION DATE: 06/01/83

FACILITY: LGS UNIT: 1 DOCKET: 50-352 EQRR: 24

REVIEWED BY: FMV DATE: 06/06/83

SYSTEM: CLASS 1E POWER INTERFACES

ACCY: SPEC: N/A
DEMON: N/A
REF: N/A

LOCATION: PRI CONT/SEC CONT

PLANT ID: CABLE-T24*

RACK/PANEL: N/A

COMPONENT: 300 VOLT THERMOCOUPLE EXTENSION CABLE
ASSOC COMP: N/A
ASSOC COMP: N/A

MODEL NO.: 2 PR #16 TX-CC
ASSOC M/N: XLPE INS.W/NEOPR JACKET
ASSOC M/N: FACTORY KXL-420 INS.REW

ASSOC. DWG: N/A

MANUFACTU: ROCKBESTOS
ASSOC MANF: N/A
ASSOC MANF: N/A

SERIAL NO: N/A
ASSOC S/N: N/A
ASSOC S/N: N/A

SERVICE: VARIOUS SAFETY SYSTEMS.

P.O. NO: E-31A

FUNCTION: ELECTRICAL POWER OR CONTROL SIGNAL TRANSMISSION FOR NORMAL AND ACCIDENT OPERATION.

SUBMERGENCE: N/A

CHEMICAL SPRAY: YES

PARAMETER	ENVIRONMENT		DOCUMENTATION REFERENCE		QUALIFICATION	OUTSTANDING ITEMS	INTERFACES:
	SPECIFICATION	QUALIFICATION	SPECIFICATION	QUALIFICATION	METHOD		SPLICES: EQRR 169,194 LUGS: EQRR 171
OPERATING TIME	180 DAYS	180 DAYS	78	10	TEST & ANAL		
TEMPERATURE (F)	340	346	85	10	TEST & ANAL		MAINTENANCE REQUIREMENTS: NONE
PRESSURE (PSIA)	58.7	127.7	85	10	TEST		
RELATIVE HUMIDITY (%)	100	100	85	10	TEST		
RADIATION	7.28 E7 G 1.18 E9 B	2.04 E8	85	10	TEST & ANAL		REMARKS: SPECIFIED ENVIRONMENTAL PARAMETERS ARE WORST CASE BASED UPON ANALYSIS OF ALL APPLICABLE LOCATIONS.
AGING	40 YRS.	40 YRS.	N/A	10	TEST & ANAL		

DEFICIENCY RESOLUTION:

PREPARED BY: RDC DATE: 05/23/83 REVISION DATE: 08/01/83

FACILITY: LGS UNIT: 1 DOCKET: 50-352 EQRR: 24

REVIEWED BY: FMV DATE: 08/01/83

SYSTEM: CLASS 1E POWER INTERFACES

PLANT ID: CABLE-T25

ACCY: SPEC: N/A
DEMON: N/A
REF: N/A

LOCATION: PRI CONT/SEC CONT

RACK/PANEL: N/A

COMPONENT: 300 V THERMOCOUPLE EXTENSION CABLE
ASSOC COMP: N/A
ASSOC COMP: N/A

MODEL NO.: XLPE INS.W/NEOPR.JACKET
ASSOC M/N: FACTORY KXL-420 INS.REW
ASSOC M/N: N/A

ASSOC. DWG: N/A

MANUFACTU: ROCKBESTOS
ASSOC MANF: N/A
ASSOC MANF: N/A

SERIAL NO: N/A
ASSOC S/N:
ASSOC S/N:

SERVICE: VARIOUS SAFETY SYSTEMS.

P.O. NO: E-31A

FUNCTION: ELECTRICAL POWER OR CONTROL SIGNAL TRANSMISSION FOR NORMAL AND ACCIDENT OPERATION.

SUBMERGENCE: N/A

CHEMICAL SPRAY: N/A

PARAMETER	ENVIRONMENT		DOCUMENTATION REFERENCE		QUALIFICATION	OUTSTANDING ITEMS	INTERFACES:
	SPECIFICATION	QUALIFICATION	SPECIFICATION	QUALIFICATION	METHOD		SPLICES: EQRR 169,194 LUGS: EQRR 171
OPERATING TIME	180 DAYS	180 DAYS	78	37	TEST & ANAL		
TEMPERATURE (F)	340	346	85	37	TEST & ANAL		MAINTENANCE REQUIREMENTS: NONE
PRESSURE (PSIA)	58.7	127.7	85	37	TEST		
RELATIVE HUMIDITY (%)	100	100	85	37	TEST		
RADIATION	7.28 E7 G 1.18 E9 B	2.056 E8	85	37	TEST & ANAL		REMARKS: SPECIFIED ENVIRONMENTAL PARAMETERS ARE WORST CASE BASED UPON ANALYSIS OF ALL APPLICABLE LOCATIONS.
AGING	40 YRS.	40 YRS.	N/A	37	TEST & ANAL		

DEFICIENCY RESOLUTION:

FACILITY: LGS UNIT: 1 DOCKET: 50-352 EQRR: 24

PREPARED BY: RBC DATE: 05/23/83 REVISION DATE: 06/01/83

REVIEWED BY: FMV DATE: 06/06/83

SYSTEM: CLASS 1E POWER INTERFACES

ACCY: SPEC: N/A
DEMON: N/A
REF: N/A

LOCATION: PRI CONT/SEC CONT

PLANT ID: CABLE-T25*

RACK/PANEL: N/A

COMPONENT: 300 VOLT THERMOCOUPLE EXTENSION CABLE
ASSOC COMP: N/A
ASSOC COMP: N/A

MODEL NO.: 3 PR #16 TX-CC
ASSOC M/N: XLPE INS.W/NEOPR JACK
ASSOC M/N: FACTORY KXL-420 INS.REW

ASSOC. DWG: N/A

MANUFACTU: ROCKBESTOS
ASSOC MANF: N/A
ASSOC MANF: N/A

SERIAL NO: N/A
ASSOC S/N: N/A
ASSOC S/N: N/A

SERVICE: VARIOUS SAFETY SYSTEMS.

P.O. NO: E-31A

FUNCTION: ELECTRICAL POWER OR CONTROL SIGNAL TRANSMISSION FOR NORMAL AND ACCIDENT OPERATION.

SUBMERGENCE: N/A

CHEMICAL SPRAY: YES

PARAMETER	ENVIRONMENT		DOCUMENTATION REFERENCE		QUALIFICATION	OUTSTANDING ITEMS	INTERFACES:
	SPECIFICATION	QUALIFICATION	SPECIFICATION	QUALIFICATION	METHOD		SPLICES: EQRR 169,194 LUGS: EQRR 171
OPERATING TIME	180 DAYS	180 DAYS	78	10	TEST & ANAL		
TEMPERATURE (F)	340	346	85	10	TEST & ANAL		MAINTENANCE REQUIREMENTS: NONE
PRE URE (PSIA)	58.7	127.7	85	10	TEST		
RELATIVE HUMIDITY (%)	100	100	85	10	TEST		
RADIATION	7.28 E7 G 1.18 E9 B	2.04 E8	85	10	TEST & ANAL		REMARKS: SPECIFIED ENVIRONMENTAL PARAMETERS ARE WORST CASE BASED UPON ANALYSIS OF ALL APPLICABLE LOCATIONS.
AGING	40 YRS.	40 YRS.	N/A	10	TEST & ANAL		

DEFICIENCY RESOLUTION:

PREPARED BY: RDC DATE: 05/23/83 REVISION DATE: 08/01/83

FACILITY: LGS UNIT: 1 DOCKET: 50-352 EQRR: 24

REVIEWED BY: FMV DATE: 08/01/83

SYSTEM: CLASS 1E POWER INTERFACES

ACCY: SPEC: N/A
DEMON: N/A
REF: N/A

LOCATION: PRI CONT/SEC CONT

PLANT ID: CABLE-T26

RACK/PANEL: N/A

COMPONENT: 300 V THERMOCOUPLE EXTENSION CABLE
ASSOC COMP: N/A
ASSOC COMP: N/A

MODEL NO.: XLPE INS.W/NEOPR.JACKET
ASSOC M/N: FACTORY KXL-420 INS.REW
ASSOC M/N: N/A

ASSOC. DWG: N/A

MANUFACTU: ROCKBESTOS
ASSOC MANF: N/A
ASSOC MANF: N/A

SERIAL NO: N/A
ASSOC S/N:
ASSOC S/N:

SERVICE: VARIOUS SAFETY SYSTEMS.

P.O. NO: E-31A

FUNCTION: ELECTRICAL POWER OR CONTROL SIGNAL TRANSMISSION FOR NORMAL AND ACCIDENT OPERATION.

SUBMERGENCE: N/A

CHEMICAL SPRAY: N/A

PARAMETER	ENVIRONMENT		DOCUMENTATION REFERENCE		QUALIFICATION	OUTSTANDING ITEMS	INTERFACES:
	SPECIFICATION	QUALIFICATION	SPECIFICATION	QUALIFICATION	METHOD		SPLICES: EQRR 169,194 LUGS: EQRR 171
OPERATING TIME	180 DAYS	180 DAYS	78	37	TEST & ANAL		
TEMPERATURE (F)	340	341	85	37	TEST & ANAL		MAINTENANCE REQUIREMENTS: NONE
PRESSURE (PSIA)	58.7	127.7	85	37	TEST		
RELATIVE HUMIDITY (%)	100	100	85	37	TEST		
RADIATION	7.28 E7 G 1.18 E9 B	2.056 E8	85	37	TEST & ANAL		REMARKS: SPECIFIED ENVIRONMENTAL PARAMETERS ARE WORST CASE BASED UPON ANALYSIS OF ALL APPLICABLE LOCATIONS.
AGING	40 YRS.	40 YRS.	N/A	37	TEST & ANAL		

DEFICIENCY RESOLUTION:

FACILITY: LGS UNIT: 1 DOCKET: 50-352 EQRR: 24

PREPARED BY: RDC DATE: 05/23/83 REVISION DATE: 06/01/83

REVIEWED BY: FMV DATE: 06/06/83

SYSTEM: CLASS 1E POWER INTERFACES

ACCY: SPEC: N/A
DEMON: N/A
REF: N/A

LOCATION: PRI CONT/SEC CONT

PLANT ID: CABLE-T26*

RACK/PANEL: N/A

COMPONENT: 300 VOLT THERMOCOUPLE EXTENSION CABLE
ASSOC COMP: N/A
ASSOC COMP: N/A

MODEL NO.: 1 PR #16 KX-CA
ASSOC M/N: XLPE INS.W/NEOPR JACK
ASSOC M/N: FACTORY KXL-420 INS.REW

ASSOC. DWG: N/A

MANUFACTU: ROCKBESTOS
ASSOC MANF: N/A
ASSOC MANF: N/A

SERIAL NO: N/A
ASSOC S/N: N/A
ASSOC S/N: N/A

SERVICE: VARIOUS SAFETY SYSTEMS.

P.O. NO: E-31A

FUNCTION: ELECTRICAL POWER OR CONTROL SIGNAL TRANSMISSION FOR NORMAL AND ACCIDENT OPERATION.

SUBMERGENCE: N/A

CHEMICAL SPRAY: YES

PARAMETER	ENVIRONMENT		DOCUMENTATION REFERENCE		QUALIFICATION	OUTSTANDING ITEMS	INTERFACES:
	SPECIFICATION	QUALIFICATION	SPECIFICATION	QUALIFICATION	METHOD		SPLICES: EQRR 169,194 LUGS: EQRR 171
OPERATING TIME	180 DAYS	180 DAYS	78	10	TEST & ANAL		
TEMPERATURE (F)	340	346	85	10	TEST & ANAL		MAINTENANCE REQUIREMENTS: NONE
PRESSURE (PSIA)	58.7	127.7	85	10	TEST		
RELATIVE HUMIDITY (%)	100	100	85	10	TEST		
RADIATION	7.28 E7 G 1.18 E9 B	2.04 E8	85	10	TEST & ANAL		REMARKS: SPECIFIED ENVIRONMENTAL PARAMETERS ARE WORST CASE BASED UPON ANALYSIS OF ALL APPLICABLE LOCATIONS.
AGING	40 YRS.	40 YRS.	N/A	10	TEST & ANAL		

DEFICIENCY RESOLUTION:

PREPARED BY: RDC DATE: 05/23/83 REVISION DATE: 06/01/83

FACILITY: LGS UNIT: 1 DOCKET: 50-352 EQRR: 25B

REVIEWED BY: FMV DATE: 06/06/83

SYSTEM: CLASS 1E POWER INTERFACES

PLANT ID: CABLE-W16

ACCY: SPEC: N/A
DEMON: N/A
REF: N/A

LOCATION: PRI CONT/SEC CONT

RACK/PANEL: N/A

COMPONENT: 600V AL. TAPE SHIELDED CABLE
ASSOC COMP: N/A
ASSOC COMP: N/A

MODEL NO.: IPR+11/C#20
ASSOC M/N: XLPE INS. W/NEOPR JACKET
ASSOC M/N: N/A

ASSOC. DWG: N/A

MANUFACTU: ROCKBESTOS
ASSOC MANF: N/A
ASSOC MANF: N/A

SERIAL NO: N/A
ASSOC S/N: N/A
ASSOC S/N: N/A

SERVICE: VARIOUS SAFETY SYSTEMS:ROD POSITION PROBE.

P.O. NO: E-31B

FUNCTION: ELECTRICAL POWER OR CONTROL SIGNAL TRANSMISSION FOR NORMAL AND ACCIDENT OPERATION.

SUBMERGENCE: N/A

CHEMICAL SPRAY: YES

PARAMETER	ENVIRONMENT		DOCUMENTATION REFERENCE		QUALIFICATION	OUTSTANDING ITEMS	INTERFACES:
	SPECIFICATION	QUALIFICATION	SPECIFICATION	QUALIFICATION	METHOD		SPLICES: EQRR 169,194 LUGS: EQRR 171
OPERATING TIME	180 DAYS	180 DAYS	78	37	TEST & ANAL.		
TEMPERATURE (F)	340	346	85	37	TEST & ANAL.		MAINTENANCE REQUIREMENTS: NONE
PRESSURE (PSIA)	58.7	127.7	85	37	TEST		
RELATIVE HUMIDITY (%)	100	100	85	37	TEST		
RADIATION	7.28 E7 G 1.18 E9 B	2.05 E8	85	37	TEST & ANAL.		REMARKS: SPECIFIED ENVIRONMENTAL PARAMETERS ARE WORST CASE BASED UPON ANALYSIS OF ALL APPLICABLE LOCATIONS.
AGING	40 YRS.	40 YRS.	N/A	37	TEST & ANAL.		

DEFICIENCY RESOLUTION:

PREPARED BY: RDC DATE: 05/23/83 REVISION DATE: 06/01/83

FACILITY: LGS UNIT: 1 DOCKET: 50-352 EQRR: 25C

REVIEWED BY: FMV DATE: 06/06/83

SYSTEM: CLASS 1E POWER INTERFACES

PLANT ID: CABLE-W27

COMPONENT: 600V SHIELDED CABLE
ASSOC COMP: N/A
ASSOC COMP: N/A

MANUFACTU: ROCKBESTOS
ASSOC MANF: N/A
ASSOC MANF: N/A

ACCY: SPEC: N/A
DEMON: N/A
REF: N/A

MODEL NO.: 27/C#20
ASSOC M/N: XLPE INS. W/NEOPR JACK
ASSOC M/N: N/A

SERIAL NO: N/A
ASSOC S/N: N/A
ASSOC S/N: N/A

LOCATION: PRI CONT/SEC CONT

RACK/PANEL: N/A

ASSOC. DWG: N/A

SERVICE: VARIOUS SAFETY SYSTEMS:TIP INDEXING.

P.O. NO: E-31B

FUNCTION: ELECTRICAL POWER OR CONTROL SIGNAL TRANSMISSION FOR NORMAL AND ACCIDENT OPERATION.

SUBMERGENCE: N/A

CHEMICAL SPRAY: YES

PARAMETER	ENVIRONMENT		DOCUMENTATION REFERENCE		QUALIFICATION	OUTSTANDING ITEMS	INTERFACES:
	SPECIFICATION	QUALIFICATION	SPECIFICATION	QUALIFICATION	METHOD		SPLICES: EQRR 169,194 LUGS: EQRR 171
OPERATING TIME	180 DAYS	180 DAYS	78	37	TEST & ANAL.		
TEMPERATURE (F)	340	346	85	37	TEST & ANAL.		MAINTENANCE REQUIREMENTS: NONE
PRESSURE (PSIA)	58.7	127.7	85	37	TEST		
RELATIVE HUMIDITY (%)	100	100	85	37	TEST		
RADIATION	7.28 E7 G 1.18 E9 B	2.05 E8	85	37	TEST & ANAL.		REMARKS: SPECIFIED ENVIRONMENTAL PARAMETERS ARE WORST CASE BASED UPON ANALYSIS OF ALL APPLICABLE LOCATIONS.
AGING	40 YRS.	40 YRS.	N/A	37	TEST & ANAL.		

DEFICIENCY RESOLUTION:

PREPARED BY: RDC DATE: 05/23/83 REVISION DATE: 06/01/83

FACILITY: LGS UNIT: 1 DOCKET: 50-352 EQRR: 25C

REVIEWED BY: FMV DATE: 06/06/83

SYSTEM: CLASS 1E POWER INTERFACES

PLANT ID: CABLE-W29

COMPONENT: 600V SHIELDED CABLE
ASSOC COMP: N/A
ASSOC COMP: N/A

MANUFACTU: ROCKBESTOS
ASSOC MANF: N/A
ASSOC MANF: N/A

SERVICE: VARIOUS SAFETY SYSTEMS:RTDS.

FUNCTION: ELECTRICAL POWER OR CONTROL SIGNAL TRANSMISSION FOR NORMAL AND ACCIDENT OPERATION.

ACCY:SPEC: N/A
DEMON: N/A
REF: N/A

MODEL NO.: 3/C#16
ASSOC M/N: X.PE INS. W/NEOPR JACKET
ASSOC M/N: N/A

SERIAL NO: N/A
ASSOC S/N: N/A
ASSOC S/N: N/A

LOCATION: PRI CONT/SEC CONT

RACK/PANEL: N/A

ASSOC. DWG: N/A

P.O. NO: E-31B

SUBMERGENCE: N/A

CHEMICAL SPRAY: YES

PARAMETER	ENVIRONMENT		DOCUMENTATION REFERENCE		QUALIFICATION	OUTSTANDING ITEMS	INTERFACES:
	SPECIFICATION	QUALIFICATION	SPECIFICATION	QUALIFICATION	METHOD		SPLICES: EQRR 169,194 LUGS: EQRR 171
OPERATING TIME	180 DAYS	180 DAYS	78	37	TEST & ANAL.		
TEMPERATURE (F)	340	346	85	37	TEST & ANAL.		MAINTENANCE REQUIREMENTS: NONE
PRESSURE (PSIA)	58.7	127.7	85	37	TEST		
RELATIVE HUMIDITY (%)	100	100	85	37	TEST		
RADIATION	7.28 E7 G 1.18 E9 B	2.05 E8	85	37	TEST & ANAL.		REMARKS: SPECIFIED ENVIRONMENTAL PARAMETERS ARE WORST CASE BASED UPON ANALYSIS OF ALL APPLICABLE LOCATIONS.
AGING	40 YRS.	40 YRS.	N/A	37	TEST & ANAL		

DEFICIENCY RESOLUTION:

PREPARED BY: RDC DATE: 05/23/83 REVISION DATE: 06/01/83

FACILITY: LGS UNIT: 1 DOCKET: 50-352 EQRR: 25C

REVIEWED BY: FMV DATE: 06/06/83

SYSTEM: CLASS 1E POWER INTERFACES

PLANT ID: CABLE-W30

COMPONENT: 600V SHIELDED CABLE
ASSOC COMP: N/A
ASSOC COMP: N/A

MANUFACTU: ROCKBESTOS
ASSOC MANF: N/A
ASSOC MANF: N/A

SERVICE: VARIOUS SAFETY SYSTEMS:RTDS

FUNCTION: ELECTRICAL POWER OR CONTROL SIGNAL TRANSMISSION FOR NORMAL AND ACCIDENT OPERATION.

ACCY:SPEC: N/A
DEMON: N/A
REF: N/A

MODEL NO.: 4/C#16
ASSOC M/N: XLPE INS. W/NEOPR JACK
ASSOC M/N:

SERIAL NO: N/A
ASSOC S/N: N/A
ASSOC S/N: N/A

LOCATION: PRI CONT/SEC CONT

RACK/PANEL: N/A

ASSOC. DWG: N/A

P.O. NO: E-31B

SUBMERGENCE: N/A

CHEMICAL SPRAY: YES

PARAMETER	ENVIRONMENT		DOCUMENTATION REFERENCE		QUALIFICATION	OUTSTANDING ITEMS
	SPECIFICATION	QUALIFICATION	SPECIFICATION	QUALIFICATION	METHOD	
OPERATING TIME	180 DAYS	180 DAYS	78	37	TEST & ANAL.	
TEMPERATURE (F)	340	346	85	37	TEST & ANAL.	
PRESSURE (PSIA)	58.7	127.7	85	37	TEST	
RELATIVE HUMIDITY (%)	100	100	85	37	TEST	
RADIATION	7.28 E7 G 1.18 E9 B	2.05 E8	85	37	TEST & ANAL.	
AGING	40 YRS.	40 YRS.	N/A	37	TEST & ANAL.	

INTERFACES:
SPLICES: EQRR 169,194
LUGS: EQRR 171

MAINTENANCE REQUIREMENTS:
NONE

REMARKS:
SPECIFIED ENVIRONMENTAL PARAMETERS ARE WORST CASE BASED UPON ANALYSIS OF ALL APPLICABLE LOCATIONS.

DEFICIENCY RESOLUTION:

PREPARED BY: FMV DATE: 03/02/84 REVISION DATE: 03/02/84

FACILITY: LGS UNIT: 1 DOCKET: 50-352 EQRR: 25A

REVIEWED BY: WJB DATE: 03/02/84

SYSTEM: CLASS 1E POWER INTERFACES

PLANT ID: CABLE-X06

COMPONENT: COAXIAL CABLE, 600V
ASSOC COMP: N/A
ASSOC COMP: N/A

MANUFACTU: ROCKBESTOS
ASSOC MANF: N/A
ASSOC MANF: N/A

SERVICE: LPRM, LORM, LIRM IN CONT.

FUNCTION: ELECTRICAL POWER OR CONTROL SIGNAL TRANSMISSION FOR NORMAL AND ACCIDENT OPERATION.

ACCY: SPEC: N/A
DEMON: N/A
REF: N/A

MODEL NO.: RSS-6-104,RSS-6-104/LE
ASSOC M/N: N/A
ASSOC M/N:

SERIAL NO: N/A
ASSOC S/N: N/A
ASSOC S/N: N/A

LOCATION: PRI CONT/SEC CONT

RACK/PANEL: N/A

ASSOC. DWG: N/A

P.O. NO: E-318

SUBMERGENCE: N/A

CHEMICAL SPRAY: DEMIN WATER=

PARAMETER	ENVIRONMENT		DOCUMENTATION REFERENCE		QUALIFICATION	OUTSTANDING ITEMS	INTERFACES:
	SPECIFICATION	QUALIFICATION	SPECIFICATION	QUALIFICATION	METHOD		SPLICES: EQRR 169,194 LUGS: EQRR 171
OPERATING TIME	180 DAYS	180 DAYS	78	42	TEST & ANAL.		
TEMPERATURE (F)	330	346	85	42	TEST & ANAL.		MAINTENANCE REQUIREMENTS: NONE
PRESSURE (PSIA)	58.7	127.7	85	42	TEST		
RELATIVE HUMIDITY (%)	100	100	85	42	TEST		
RADIATION	7.28 E7 G 1.18 E9 B	2.05 E8	85	42	TEST & ANAL.		REMARKS: SPECIFIED ENVIRONMENTAL PARAMETERS ARE WORST CASE BASED UPON ANALYSIS OF ALL APPLICABLE LOCATIONS.
AGING	40 YRS.	40 YRS.	N/A	42	TEST & ANAL.		

DEFICIENCY RESOLUTION:

PREPARED BY: FMV DATE: 03/02/84 REVISION DATE: 03/02/84

FACILITY: LGS UNIT: 1 DOCKET: 50-352 EQRR: 25A

REVIEWED BY: WJB DATE: 03/02/84

SYSTEM: CLASS 1E POWER INTERFACES

ACCY: SPEC: N/A
DEMON: N/A
REF: N/A

LOCATION: PRI CONT/SEC CONT

PLANT ID: CABLE-X07

RACK/PANEL: N/A

COMPONENT: COAXIAL CABLE, 600V
ASSOC COMP: N/A
ASSOC COMP: N/A

MODEL NO.: RSS-6-110A
ASSOC M/N: COPER SHIELD/POLYOLE JA
ASSOC M/N: N/A

ASSOC. DWG: N/A

MANUFACTU: ROCKBESTOS
ASSOC MANF: N/A
ASSOC MANF: N/A

SERIAL NO: N/A
ASSOC S/N: N/A
ASSOC S/N: N/A

SERVICE: SRM PRRM IN/OUT CONT.

P.O. NO: E-31B

FUNCTION: ELECTRICAL POWER OR CONTROL SIGNAL TRANSMISSION FOR NORMAL AND ACCIDENT OPERATION.

SUBMERGENCE: N/A

CHEMICAL SPRAY: DEMIN. WATER

PARAMETER	ENVIRONMENT		DOCUMENTATION REFERENCE		QUALIFICATION	OUTSTANDING ITEMS	INTERFACES:
	SPECIFICATION	QUALIFICATION	SPECIFICATION	QUALIFICATION	METHOD		SPLICES: EQRR 169,194 LUGS: EQRR 171
OPERATING TIME	180 DAYS	180 DAYS	78	42	TEST & ANAL.		
TEMPERATURE (F)	330	346	85	42	TEST & ANAL.		MAINTENANCE REQUIREMENTS: NONE
PRESSURE (PSIA)	58.7	127.7	85	42	TEST		
RELATIVE HUMIDITY (%)	100	100	85	42	TEST		
RADIATION	7.28 E7 G 1.18 E9 B	2.05 E8	85	42	TEST & ANAL.		REMARKS: SPECIFIED ENVIRONMENTAL PARAMETERS ARE WORST CASE BASED UPON ANALYSIS OF ALL APPLICABLE LOCATIONS.
AGING	40 YRS.	40 YRS.	N/A	42	TEST & ANAL.		

DEFICIENCY RESOLUTION:

PREPARED BY: RDC DATE: 05/23/83 REVISION DATE: 06/01/83

FACILITY: LGS UNIT: 1 DOCKET: 50-352 EQRR: 25A

REVIEWED BY: FMV DATE: 06/06/83

SYSTEM: CLASS 1E POWER INTERFACES

PLANT ID: CABLE-X08

COMPONENT: COAXIAL CABLE, 600V
ASSOC COMP: N/A
ASSOC COMP: N/A

MANUFACTU: ROCKBESTOS
ASSOC MANF: N/A
ASSOC MANF: N/A

SERVICE: JRM IN/OUT CONT.

FUNCTION: ELECTRICAL POWER OR CONTROL SIGNAL TRANSMISSION FOR NORMAL AND ACCIDENT OPERATION.

ACCY: SPEC: N/A
DEMON: N/A
REF: N/A

MODEL NO.: RSS-6-116
ASSOC M/N: COPPER SHLD/POLYOLE JACKET
ASSOC M/N: N/A

SERIAL NO: N/A
ASSOC S/N: N/A
ASSOC S/N: N/A

LOCATION: PRI CONT/SEC CONT

RACK/PANEL: N/A

ASSOC. DWG: N/A

P.O. NO: E-31B

SUBMERGENCE: N/A

CHEMICAL SPRAY: YES

PARAMETER	ENVIRONMENT		DOCUMENTATION REFERENCE		QUALIFICATION	OUTSTANDING ITEMS	INTERFACES: SPLICES: EQRR 169,194 LUGS: EQRR 171
	SPECIFICATION	QUALIFICATION	SPECIFICATION	QUALIFICATION	METHOD		
OPERATING TIME	180 DAYS	180 DAYS	78	42	TEST & ANAL.		
TEMPERATURE (F)	340	340	85	42	TEST & ANAL.		MAINTENANCE REQUIREMENTS: NONE
PRESSURE (PSIA)	58.7	127.7	85	42	TEST		
RELATIVE HUMIDITY (%)	100	100	85	42	TEST		
RADIATION	7.28 E7 G 1.18 E9 B	2.05 E8	85	42	TEST & ANAL.		REMARKS: SPECIFIED ENVIRONMENTAL PARAMETERS ARE WORST CASE BASED UPON ANALYSIS OF ALL APPLICABLE LOCATIONS.
AGING	40 YRS.	40 YRS.	N/A	42	TEST & ANAL.		

DEFICIENCY RESOLUTION:

PREPARED BY: FMV DATE: 03/02/84 REVISION DATE: 03/02/84

FACILITY: LGS UNIT: 1 DOCKET: 50-352 EQRR: 25A

REVIEWED BY: WJB DATE: 03/02/84

SYSTEM: CLASS 1E POWER INTERFACES

ACCY: SPEC: N/A
DEMON: N/A
REF: N/A

LOCATION: PRI CONT/SEC CONT

PLANT ID: CABLE-X09

RACK/PANEL: N/A

COMPONENT: COAXIAL CABLE, 600V
ASSOC COMP: N/A
ASSOC COMP: N/A

MODEL NO.: RSS-6-105
ASSOC M/N: COPBR SHLD/POLYOLE JACK
ASSOC M/N:

ASSOC. DWG: N/A

MANUFACTU: ROCKBESTOS
ASSOC MANF: N/A
ASSOC MANF: N/A

SERIAL NO: N/A
ASSOC S/N: N/A
ASSOC S/N: N/A

SERVICE: VARIOUS SAFETY SYSTEMS.

P.O. NO: E-31B

FUNCTION: ELECTRICAL POWER OR CONTROL SIGNAL TRANSMISSION FOR NORMAL AND ACCIDENT OPERATION.

SUBMERGENCE: N/A

CHEMICAL SPRAY: DEMIN. WATER

PARAMETER	ENVIRONMENT		DOCUMENTATION REFERENCE		QUALIFICATION	OUTSTANDING ITEMS	INTERFACES:
	SPECIFICATION	QUALIFICATION	SPECIFICATION	QUALIFICATION	METHOD		SPLICES: EQRR 169,194 LUGS: EQRR 171
OPERATING TIME	180 DAYS	180 DAYS	78	42	TEST & ANAL.		
TEMPERATURE (F)	330	346	85	42	TEST & ANAL.		MAINTENANCE REQUIREMENTS: NONE
PRESSURE (PSIA)	58.7	127.7	85	42	TEST		
RELATIVE HUMIDITY (%)	100	100	85	42	TEST		
RADIATION	7.28 E7 G 1.18 E9 B	2.05 E8	85	42	TEST & ANAL.		REMARKS: SPECIFIED ENVIRONMENTAL PARAMETERS ARE WORST CASE BASED UPON ANALYSIS OF ALL APPLICABLE LOCATIONS.
AGING	40 YRS.	40 YRS.	N/A	42	TEST & ANAL.		

DEFICIENCY RESOLUTION:

PREPARED BY: FMV DATE: 03/02/84 REVISION DATE: 03/02/84

FACILITY: LGS UNIT: 1 DOCKET: 50-352 EQRR: 25A

REVIEWED BY: WJB DATE: 03/02/84

SYSTEM: CLASS 1E POWER INTERFACES

PLANT ID: CABLE-X10

COMPONENT: COAXIAL CABLE, 600V
ASSOC COMP: N/A
ASSOC COMP: N/A

MANUFACTU: ROCKBESTOS
ASSOC MANF: N/A
ASSOC MANF: N/A

SERVICE: VARIOUS SAFETY SYSTEMS.

FUNCTION: ELECTRICAL POWER OR CONTROL SIGNAL TRANSMISSION FOR NORMAL AND ACCIDENT OPERATION.

ACCY: SPEC: N/A
DEMON: N/A
REF: N/A

MODEL NO.: RSS-6-207
ASSOC M/N: COPBR SHLD/POLYOLE JACK
ASSOC M/N: N/A

SERIAL NO: N/A
ASSOC S/N: N/A
ASSOC S/N: N/A

LOCATION: SEC CONT

RACK/PANEL: N/A

ASSOC. DWG: N/A

P.O. NO: E-318

SUBMERGENCE: N/A

CHEMICAL SPRAY: N/A

PARAMETER	ENVIRONMENT		DOCUMENTATION REFERENCE		QUALIFICATION	OUTSTANDING ITEMS	INTERFACES:
	SPECIFICATION	QUALIFICATION	SPECIFICATION	QUALIFICATION	METHOD		SPLICES: EQRR 169,194 LUGS: EQRR 171
OPERATING TIME	180 DAYS	180 DAYS	78	42	TEST & ANAL.		
TEMPERATURE (F)	311	340	85	42	TEST & ANAL.		MAINTENANCE REQUIREMENTS: NONE
PRESSURE (PSIA)	24.6	127.7	85	42	TEST		
RELATIVE HUMIDITY (%)	100	100	13	42	TEST		
RADIATION	7.28 E7 G 1.38 E6 B	2.05 E8	85	42	TEST & ANAL.		REMARKS: SPECIFIED ENVIRONMENTAL PARAMETERS ARE WORST CASE BASED UPON ANALYSIS OF ALL APPLICABLE LOCATIONS.
AGING	40 YRS.	40 YRS.	N/A	42	TEST & ANAL.		

DEFICIENCY RESOLUTION:

PREPARED BY: FMV DATE: 03/02/84 REVISION DATE: 03/02/84

FACILITY: LGS UNIT: 1 DOCKET: 50-352 EQRR: 25A

REVIEWED BY: WJB DATE: 03/02/84

SYSTEM: CLASS 1E POWER INTERFACES

ACCY: SPEC: N/A DEMON: N/A REF: N/A

LOCATION: PRI CONT/SEC CONT

PLANT ID: CABLE-X11

RACK/PANEL: N/A

COMPONENT: COAXIAL CABLE, 600V
ASSOC COMP: N/A
ASSOC COMP: N/A

MODEL NO.: RSS-6-112
ASSOC M/N: COPER SHLD/POLYOLE JACK
ASSOC M/N: N/A

ASSOC. DWG: N/A

MANUFACTU: ROCKBESTOS
ASSOC MANF: N/A
ASSOC MANF: N/A

SERIAL NO: N/A
ASSOC S/N: N/A
ASSOC S/N: N/A

SERVICE: VARIOUS SAFETY SYSTEMS.

P.O. NO: E-31B

FUNCTION: ELECTRICAL POWER OR CONTROL SIGNAL TRANSMISSION FOR NORMAL AND ACCIDENT OPERATION.

SUBMERGENCE: N/A

CHEMICAL SPRAY: DEMIN. WATER

PARAMETER	ENVIRONMENT		DOCUMENTATION REFERENCE		QUALIFICATION	OUTSTANDING ITEMS	INTERFACES:
	SPECIFICATION	QUALIFICATION	SPECIFICATION	QUALIFICATION	METHOD		SPLICES: EQRR 169,194 LUGS: EQRR 171
OPERATING TIME	180 DAYS	180 DAYS	78	42	TEST & ANAL.		
TEMPERATURE (F)	330	346	85	42	TEST & ANAL.		MAINTENANCE REQUIREMENTS: NONE
PRESSURE (PSIA)	58.7	127.7	85	42	TEST		
RELATIVE HUMIDITY (%)	100	100	85	42	TEST		
RADIATION	7.28 E7 G 1.18 E9 B	2.05 E8	85	42	TEST & ANAL.		REMARKS: SPECIFIED ENVIRONMENTAL PARAMETERS ARE WORST CASE BASED UPON ANALYSIS OF ALL APPLICABLE LOCATIONS.
AGING	40 YRS.	40 YRS.	N/A	42	TEST & ANAL.		

DEFICIENCY RESOLUTION:

PREPARED BY: FMV DATE: 03/02/84 REVISION DATE: 03/02/84

FACILITY: LGS UNIT: 1 DOCKET: 50-352 EQRR: 25A

REVIEWED BY: WJB DATE: 03/02/84

SYSTEM: CLASS 1E POWER INTERFACES

ACCY:SPEC: N/A
DEMON: N/A
REF: N/A

LOCATION: SEC CONT

PLANT ID: CABLE-X15

RACK/PANEL: N/A

COMPONENT: COAXIAL CABLE
ASSOC COMP: N/A
ASSOC COMP: N/A

MODEL NO.: RSS-6-200
ASSOC M/N: COPBR SHLD/POLYOLE JACK
ASSOC M/N: N/A

ASSOC. DWG: N/A

MANUFACTU: ROCKBESTOS
ASSOC MANF: N/A
ASSOC MANF: N/A

SERIAL NO: N/A
ASSOC S/N: N/A
ASSOC S/N: N/A

SERVICE: VARIOUS SAFETY SYSTEMS.

P.O. NO: E-31B

FUNCTION: ELECTRICAL POWER OR CONTROL SIGNAL TRANSMISSION FOR NORMAL AND ACCIDENT OPERATION.

SUBMERGENCE: N/A

CHEMICAL SPRAY: N/A

PARAMETER	ENVIRONMENT		DOCUMENTATION REFERENCE		QUALIFICATION	OUTSTANDING ITEMS	INTERFACES:
	SPECIFICATION	QUALIFICATION	SPECIFICATION	QUALIFICATION	METHOD		SPLICES: EQRR 169,194 LUGS: EQRR 171
OPERATING TIME	180 DAYS	180 DAYS	78	42	TEST & ANAL.		
TEMPERATURE (F)	311	340	85	42	TEST & ANAL.		MAINTENANCE REQUIREMENTS: NONE
PRESSURE (PSIA)	24.6	127.7	85	42	TEST		
RELATIVE HUMIDITY (%)	100	100	13	42	TEST		
RADIATION	7.28 E7 G 1.38 E6 B	2E8	85	42	TEST & ANAL.		REMARKS: SPECIFIED ENVIRONMENTAL PARAMETERS ARE WORST CASE BASED UPON ANALYSIS OF ALL APPLICABLE LOCATIONS.
AGING	40 YRS.	40 YRS.	N/A	42	TEST & ANAL.		

DEFICIENCY RESOLUTION:

PREPARED BY: RDC DATE: 07/26/83 REVISION DATE: 08/02/83

FACILITY: LGS UNIT: 1 DOCKET: 50-352 EQRR: 206

REVIEWED BY: FMV DATE: 08/02/83

SYSTEM: CLASS 1E POWER INTERFACES

ACCY: SPEC: N/A
DEMON: N/A
REF: N/A

LOCATION: SEE REMARKS

PLANT ID: CONNECTOR-206

RACK/PANEL: N/A

COMPONENT: ELASTIMOLD CONNECTOR

MODEL NO.: 650 LR

ASSOC COMP: N/A

ASSOC M/N: N/A

ASSOC. DWG: N/A

ASSOC COMP: N/A

ASSOC M/N: N/A

MANUFACTU: AMERACE CORPORATION

SERIAL NO: N/A

ASSOC MANF: N/A

ASSOC S/N: N/A

ASSOC MANF: N/A

ASSOC S/N: N/A

SERVICE: RHR AND CS PUMP MOTORS.

P.O. NO: FIELD P.O.

FUNCTION: CLASS 1E ELECTRICAL INTERFACE. PROVIDES INTERFACE BETWEEN CLASS 1E CABLE AND THE ASSOCIATED EQUIPMENT. REQUIRED FOR LOCA AND ALL HELBS EXCEPT RHRLB.

SUBMERGENCE: N/A

CHEMICAL SPRAY: N/A

PARAMETER	ENVIRONMENT		DOCUMENTATION REFERENCE		QUALIFICATION	OUTSTANDING ITEMS	INTERFACES:
	SPECIFICATION	QUALIFICATION	SPECIFICATION	QUALIFICATION	METHOD		CABLE: EQRR LATER
OPERATING TIME	180 DAYS	180 DAYS	78	148,610	TEST & ANAL.		
TEMPERATURE (F)	115	340	85	148	TEST		MAINTENANCE REQUIREMENTS: NONE
PRESSURE (PSIA)	14.7	117.7	85	148	TEST		
RELATIVE HUMIDITY (%)	90	100	85	148	TEST		
RADIATION	5.29 E6	1.00 E8	85	148	TEST		REMARKS: SPECIFIED ENVIRONMENTAL PARAMETERS ARE WORST CASE BASED UPON ANALYSIS FOR ROOMS 102, 103, 110, 113, 114, 117, 203 AND 204.
AGING	40 YRS.	40 YRS.	N/A	148,610	TEST & ANAL.		

DEFICIENCY RESOLUTION:

PREPARED BY: RDC DATE: 09/09/83 REVISION DATE: 09/15/83

FACILITY: LGS UNIT: 1 DOCKET: 50-352 EQRR: 44

REVIEWED BY: FMV DATE: 09/15/83

SYSTEM: CLASS 1E POWER INTERFACES

ACCY: SPEC: N/A
DEMON: N/A
REF: N/A

LOCATION: PRI CONT/SEC CONT

PLANT ID: CONNECTOR-44

RACK/PANEL: N/A

COMPONENT: IN-LINE PLUG CONNECTOR ASSEMBLY

MODEL NO.: CIR SERIES

ASSOC COMP: N/A

ASSOC M/N: N/A

ASSOC. DWG: N/A

ASSOC COMP: N/A

ASSOC M/N: N/A

MANUFACTU: VEAM/LITTON

SERIAL NO:

ASSOC MANF: N/A

ASSOC S/N: N/A

ASSOC MANF: N/A

ASSOC S/N: N/A

SERVICE: VARIOUS SAFETY SYSTEMS.

P.O. NO: E-51

FUNCTION: CLASS 1E ELECTRICAL INTERFACE.
REQUIRED FOR LOCA AND ALL HELBS.

SUBMERGENCE: N/A

CHEMICAL SPRAY: TBD

PARAMETER	ENVIRONMENT		DOCUMENTATION REFERENCE		QUALIFICATION	OUTSTANDING ITEMS	INTERFACES:
	SPECIFICATION	QUALIFICATION	SPECIFICATION	QUALIFICATION	METHOD		
OPERATING TIME	180 DAYS		78			X	
TEMPERATURE (F)	340		85			X	MAINTENANCE REQUIREMENTS:
PRESSURE (PSIA)	58.7		85			X	
RELATIVE HUMIDITY (%)	100		85			X	
RADIATION	7.28 E7		85			X	REMARKS:
AGING	40 YRS.		N/A			X	

DEFICIENCY RESOLUTION: IN TEST, COMPLETION SCHEDULED 12/01/83.

PREPARED BY: FMV DATE: 11/18/83 REVISION DATE: 04/12/84

FACILITY: LGS UNIT: 1 DOCKET: 50-352 EQRR: 169

REVIEWED BY: WJB DATE: 04/12/84

SYSTEM: CLASS 1E POWER INTERFACES

ACCY: SPEC: N/A
DEMON: N/A
REF: N/A

LOCATION: PRIMARY CONTAINMENT

PLANT ID: FIELD PURCHASE 1

RACK/PANEL: N/A

COMPONENT: ENVIRONMENTALLY SEALED CONNECTION KIT

MODEL NO.: NPKC & NPKS KITS

ASSOC COMP: N/A

ASSOC M/N: N/A

ASSOC. DWG: N/A

ASSOC COMP: N/A

ASSOC M/N: N/A

MANUFACTU: RAYCHEM

SERIAL NO: N/A

ASSOC MANF: N/A

ASSOC S/N: N/A

ASSOC MANF: N/A

ASSOC S/N: N/A

SERVICE: CLASS 1E POWER

P.O. NO: FIELD PURCH.

FUNCTION: THE SAFETY FUNCTION OF THE ENVIRONMENTAL SEALED CONNECTION KIT IS TO INSULATE CABLE/MOTOR CONNECTIONS THROUGHOUT QUALIFIED LIFE AND DURING A DBE.

SUBMERGENCE: N/A

CHEMICAL SPRAY: YES

PARAMETER	ENVIRONMENT		DOCUMENTATION REFERENCE		QUALIFICATION	OUTSTANDING ITEMS	INTERFACES: CABLES: EQRR 22
	SPECIFICATION	QUALIFICATION	SPECIFICATION	QUALIFICATION	METHOD		
OPERATING TIME	180	180	1	156,158	TEST & ANAL.		
TEMPERATURE (F)	330	442	1	156	TEST		MAINTENANCE REQUIREMENTS:
PRESSURE (PSIA)	58.7	146.7	1	156	TEST		
RELATIVE HUMIDITY (%)	100	100	1	156,158	TEST		
RADIATION	6.4 E7 G 1.18 E8	2.2 E8 G	1	156	TEST		REMARKS:
AGING	40 YRS.	40 YRS.	N/A	156,158	TEST & ANAL.		

DEFICIENCY RESOLUTION:

PREPARED BY: FMV DATE: 11/18/83 REVISION DATE: 04/12/84

FACILITY: LGS UNIT: 1 DOCKET: 50-352 EQRR: 169

REVIEWED BY: WJB DATE: 04/12/84

SYSTEM: CLASS 1E POWER INTERFACES

ACCY: SPEC: N/A
DEMON: N/A
REF: N/A

LOCATION: PRIMARY CONTAINMENT

PLANT ID: FIELD PURCHASE 2

RACK/PANEL: N/A

COMPONENT: ENVIRONMENTALLY SEALED CONNECTION KIT

MODEL NO.: NPKV KIT

ASSOC COMP: N/A

ASSOC M/N: N/A

ASSOC. DWG: N/A

ASSOC COMP: N/A

ASSOC M/N: N/A

MANUFACTU: RAYCHEM

SERIAL NO: N/A

ASSOC MANF: N/A

ASSOC S/N: N/A

ASSOC MANF: N/A

ASSOC S/N: N/A

SERVICE: CLASS 1E POWER

P.O. NO: FIELD PURCH.

FUNCTION: THE SAFETY FUNCTION OF THE ENVIRONMENTAL SEALED CONNECTION KIT IS TO INSULATE CABLE/MOTOR CONNECTIONS THROUGHOUT QUALIFIED LIFE AND DURING A DBE.

SUBMERGENCE: N/A

CHEMICAL SPRAY: YES

PARAMETER	ENVIRONMENT		DOCUMENTATION REFERENCE		QUALIFICATION	OUTSTANDING ITEMS	INTERFACES: CABLES: EQRR 22
	SPECIFICATION	QUALIFICATION	SPECIFICATION	QUALIFICATION	METHOD		
OPERATING TIME	180	180	1	155,158	TEST & ANAL.		
TEMPERATURE (F)	330	442	1	155	TEST		MAINTENANCE REQUIREMENTS:
PRESSURE (PSIA)	58.7	146.7	1	155	TEST		
RELATIVE HUMIDITY (%)	100	100	1	155,158	TEST		
RADIATION	6.4 E7 G 1.18 E8	2.2 E8 G	1	155	TEST		REMARKS:
AGING	40 YRS.	40 YRS.	N/A	155,158	TEST & ANAL.		

DEFICIENCY RESOLUTION:

PREPARED BY: FMV DATE: 11/18/83 REVISION DATE: 04/12/84

FACILITY: LGS UNIT: 1 DOCKET: 50-352 EQRR: 169

REVIEWED BY: WJB DATE: 04/12/84

SYSTEM: CLASS 1E POWER INTERFACES

ACCY: SPEC: N/A
DEMON: N/A
REF: N/A

LOCATION: PRIMARY CONTAINMENT

PLANT ID: FIELD PURCHASE 3

RACK/PANEL: N/A

COMPONENT: ENVIRONMENTALLY SEALED CONNECTION KIT

MODEL NO.: N-HCK KIT

ASSOC COMP: N/A

ASSOC M/N: N/A

ASSOC. DWG: N/A

ASSOC COMP: N/A

ASSOC M/N: N/A

MANUFACTU: RAYCHEM

SERIAL NO: N/A

ASSOC MANF: N/A

ASSOC S/N: N/A

ASSOC MANF: N/A

ASSOC S/N: N/A

SERVICE: CLASS 1E POWER

P.O. NO: FIELD PURCH.

FUNCTION: THE SAFETY FUNCTION OF THE ENVIRONMENTAL SEALED CONNECTION KIT IS TO INSULATE CABLE/MOTOR CONNECTIONS THROUGHOUT QUALIFIED LIFE AND DURING A DBE.

SUBMERGENCE: N/A

CHEMICAL SPRAY: YES

PARAMETER	ENVIRONMENT		DOCUMENTATION REFERENCE		QUALIFICATION	OUTSTANDING ITEMS	INTERFACES: CABLES: EQRR 22
	SPECIFICATION	QUALIFICATION	SPECIFICATION	QUALIFICATION	METHOD		
OPERATING TIME	180	180	1	154,158	TEST & ANAL.		
TEMPERATURE (F)	330	390	1	154	TEST		MAINTENANCE REQUIREMENTS:
PRESSURE (PSIA)	58.7	80.7	1	154	TEST		
RELATIVE HUMIDITY (%)	100	100	1	154,158	TEST		
RADIATION	6.4 E7 G 1.18 E8	2.2 E8 G	1	154	TEST		REMARKS:
AGING	40 YRS.	40 YRS.	N/A	154,158	TEST & ANAL.		

DEFICIENCY RESOLUTION:

PREPARED BY: FMV DATE: 11/18/83 REVISION DATE: 04/12/84

FACILITY: LGS UNIT: 1 DOCKET: 50-352 EQRR: 169

REVIEWED BY: WJB DATE: 04/12/84

SYSTEM: CLASS 1E POWER INTERFACES

ACCY: SPEC: N/A
DEMON: N/A
REF: N/A

LOCATION: PRIMARY CONTAINMENT

PLANT ID: FIELD PURCHASE 4

RACK/PANEL: N/A

COMPONENT: ENVIRONMENTALLY SEALED CONNECTION KIT

MODEL NO.: NCBK KIT

ASSOC COMP: N/A

ASSOC M/N: N/A

ASSOC. DWG: N/A

ASSOC COMP: N/A

ASSOC M/N: N/A

MANUFACTU: RAYCHEM

SERIAL NO: N/A

ASSOC MANF: N/A

ASSOC S/N: N/A

ASSOC MANF: N/A

ASSOC S/N: N/A

SERVICE: CLASS 1E POWER

P.O. NO: FIELD PURCH.

FUNCTION: THE SAFETY FUNCTION OF THE ENVIRONMENTAL SEALED CONNECTION KIT IS TO INSULATE CABLE/MOTOR CONNECTIONS THROUGHOUT QUALIFIED LIFE AND DURING A DBE.

SUBMERGENCE: N/A

CHEMICAL SPRAY: YES

PARAMETER	ENVIRONMENT		DOCUMENTATION REFERENCE		QUALIFICATION	OUTSTANDING ITEMS	INTERFACES: CABLES: EQRR 22
	SPECIFICATION	QUALIFICATION	SPECIFICATION	QUALIFICATION	METHOD		
OPERATING TIME	180	180	1	153,158	TEST & ANAL.		
TEMPERATURE (F)	330	390	1	153	TEST		MAINTENANCE REQUIREMENTS:
PRESSURE (PSIA)	58.7	80.7	1	153	TEST		
RELATIVE HUMIDITY (%)	100	100	1	153,158	TEST		
RADIATION	6.4 E7 G 1.18 E8	2.2 E8 G	1	153	TEST		REMARKS:
AGING	40 YRS.	40 YRS.	N/A	153,158	TEST & ANAL.		

DEFICIENCY RESOLUTION:

PRINTED 04/24/84

PREPARED BY: DJT DATE: 11/16/83 REVISION DATE: 01/31/84

FACILITY: LGS UNIT: 1 DOCKET: 50-352 EQRR: 186 REVIEWED BY: FMV DATE: 01/31/84

SYSTEM: CLASS 1E POWER INTERFACES

PLANT ID: FIELD PURCHASE 5

COMPONENT: ETR - RELAY
ASSOC COMP: N/A
ASSOC COMP: N/A

MANUFACTU: AGASTAT (AMERACE)
ASSOC MANF: N/A
ASSOC MANF: N/A

SERVICE: VARIOUS CLASS 1E SYSTEMS

FUNCTION: THE SAFETY FUNCTION OF THE TIME DELAY RELAY IS TO ENSURE FEEDER BREAKER CLOSURE (AFTER THE TIME DELAY SETTING) DURING NORMAL OPERATION AND A DBE.

ACCY: SPEC: N/A
DEMON: N/A
REF: N/A

MODEL NO.: ETR
ASSOC M/N: N/A
ASSOC M/N: N/A

SERIAL NO: N/A
ASSOC S/N: N/A
ASSOC S/N: N/A

LOCATION: ROOM 602 & 638

RACK/PANEL: N/A

ASSOC. DWG: N/A

P.O. NO: FIELD PURCH.

SUBMERGENCE: N/A

CHEMICAL SPRAY: YES

PARAMETER	ENVIRONMENT		DOCUMENTATION REFERENCE		QUALIFICATION	OUTSTANDING ITEMS
	SPECIFICATION	QUALIFICATION	SPECIFICATION	QUALIFICATION	METHOD	
OPERATING TIME	180 DAYS	180 DAYS	1	159,160	TEST & ANAL.	
TEMPERATURE (F)	120	172	1	159	TEST	
PRESSURE (PSIA)	14.7	14.7	1	159	TEST	
RELATIVE HUMIDITY (%)	95	95	1	159,7	TEST	
RADIATION	6.71 E4 G	2.0 E5 G	1	159,7	TEST & ANAL.	
AGING	40 YRS.	38.36 YRS. NOTE 1	N/A	159,160	TEST & ANAL.	

INTERFACES:
CABLES: EQRR 198

MAINTENANCE REQUIREMENTS:
NONE

REMARKS:

DEFICIENCY RESOLUTION:

FACILITY: LGS UNIT: 1 DOCKET: 50-352 EQRR: 182

PREPARED BY: FMV DATE: 01/09/84 REVISION DATE: 01/31/84

REVIEWED BY: WJB DATE: 01/31/84

SYSTEM: CLASS 1E POWER INTERFACES

PLANT ID: FIELD PURCHASE 6

COMPONENT: SILICONE FOAM SEAL
ASSOC COMP: N/A
ASSOC COMP: N/A

MANUFACTU:
ASSOC MANF: N/A
ASSOC MANF: N/A

SERVICE: SEALANT FOR PERFORATED PIPING.

FUNCTION: RTD'S FOR HVAC SYSTEM

ACCY: SPEC: N/A
DEMON: N/A
REF: N/A

MODEL NO.: BISCO SF-150NH
ASSOC M/N: N/A
ASSOC M/N: N/A

SERIAL NO: N/A
ASSOC S/N: N/A
ASSOC S/N: N/A

LOCATION: SEE REMARKS

RACK/PANEL: N/A
N/A

ASSOC. DWG: M-1059, M-1065, M-1073
M-1081, M-1089

P.O. NO: M-066(S/C)

SUBMERGENCE: N/A

CHEMICAL SPRAY: N/A

PARAMETER	ENVIRONMENT		DOCUMENTATION REFERENCE		QUALIFICATION	OUTSTANDING ITEMS	INTERFACES
	SPECIFICATION	QUALIFICATION	SPECIFICATION	QUALIFICATION	METHOD		
OPERATING TIME	180 DAYS	180 DAYS	78	165	TEST & ANAL.		
TEMPERATURE (F)	115	130	85	165	TEST & ANAL.		MAINTENANCE REQUIREMENTS:
PRESSURE (PSIA)	14.7	14.7	85	165	TEST		
RELATIVE HUMIDITY (%)	90	90	85	165	TEST		
RADIATION	1.04 E7	1.01 E8	143	165	TEST		REMARKS: 1. RM. NOS. 102, 103, 110, 114, 117, 108, 109, 618, 624, 113.
AGING	40 YRS.	40 YRS.	143	165	TEST & ANAL.		

DEFICIENCY RESOLUTION:

PREPARED BY: ROC DATE: 05/26/83 REVISION DATE: 09/12/83

FACILITY: LGS UNIT: 1 DOCKET: 50-352 EQRR: 171

REVIEWED BY: FMV DATE: 09/12/83

SYSTEM: CLASS 1E POWER INTERFACES

ACCY: SPEC: N/A
DEMON: N/A
REF: N/A

LOCATION: PRI CONT/SEC CONT

PLANT ID: LUGS-171

RACK/PANEL: N/A

COMPONENT: TERMINAL LUG

MODEL NO.: PIDG & PLASTI-GRIP

ASSOC COMP: N/A

ASSOC M/N: N/A

ASSOC. DWG: N/A

ASSOC COMP: N/A

ASSOC M/N: N/A

MANUFACTU: AMP INC.

SERIAL NO: N/A

ASSOC MANF: N/A

ASSOC S/N: N/A

ASSOC MANF: N/A

ASSOC S/N: N/A

SERVICE: CLASS 1E POWER DISTRIBUTION.

P.O. NO: FIELD P.O.

FUNCTION: CLASS 1E ELECTRICAL INTERFACE.
REQUIRED FOR LOCA AND ALL HELBS.

SUBMERGENCE: N/A

CHEMICAL SPRAY: YES

PARAMETER	ENVIRONMENT		DOCUMENTATION REFERENCE		QUALIFICATION	OUTSTANDING ITEMS	INTERFACES:
	SPECIFICATION	QUALIFICATION	SPECIFICATION	QUALIFICATION	METHOD		
OPERATING TIME	180 DAYS	180 DAYS	78	84, NOTE 2	TEST & ANAL.		
TEMPERATURE (F)	340	400	85	84	TEST		MAINTENANCE REQUIREMENTS: NONE
PRESSURE (PSIA)	58.7	88.7	85	84	TEST		
RELATIVE HUMIDITY (%)	100	100	85	84	TEST		
RADIATION	7.28 E7	2.59 E8	85	84	TEST		REMARKS: SPECIFIED ENVIRONMENTAL PARAMETERS ARE WORST CASE BASED UPON ANALYSIS OF ALL APPLICABLE LOCATIONS.
AGING	40 YRS.	40 YRS.	N/A	84, NOTE 1	TEST & ANAL.		

DEFICIENCY RESOLUTION:

PREPARED BY: RDC DATE: 06/23/83 REVISION DATE: 08/01/83

FACILITY: LGS UNIT: 1 DOCKET: 50-352 EQRR: 202

REVIEWED BY: FMV DATE: 08/01/83

SYSTEM: CLASS 1E POWER INTERFACES

ACCY:SPEC: N/A
DEMON: N/A
REF: N/A

LOCATION: PRI CONT/SEC CONT

PLANT ID: SEAL-202

RACK/PANEL: N/A

COMPONENT: ELECTRIC CONDUCTOR SEAL ASSEMBLY
ASSOC COMP: N/A
ASSOC COMP: N/A

MODEL NO.: ECSA
ASSOC M/N: N/A
ASSOC M/N: N/A

ASSOC. DWG: N/A

MANUFACTU: CONAX
ASSOC MANF: N/A
ASSOC MANF: N/A

SERIAL NO:
ASSOC S/N: N/A
ASSOC S/N: N/A

SERVICE: VARIOUS SAFETY SYSTEMS.

P.O. NO: FIELD P.O.

FUNCTION: CLASS 1E ELECTRICAL INTERFACE. PROVIDES INTERFACE BETWEEN CLASS 1E CABLE AND THE ASSOCIATED EQUIPMENT. REQUIRED FOR LOCA AND ALL HELBS.

SUBMERGENCE: N/A

CHEMICAL SPRAY: YES

PARAMETER	ENVIRONMENT		DOCUMENTATION REFERENCE		QUALIFICATION	OUTSTANDING ITEMS	INTERFACES:
	SPECIFICATION	QUALIFICATION	SPECIFICATION	QUALIFICATION	METHOD		CABLE: EQRR 21 & 22
OPERATING TIME	180 DAYS	180 DAYS	78	132	TEST & ANAL.		
TEMPERATURE (F)	340	380	85	132	TEST		MAINTENANCE REQUIREMENTS: NONE
PRESSURE (PSIA)	58.7	84.7	85	132	TEST		
RELATIVE HUMIDITY (%)	100	100	85	132	TEST		
RADIATION	7.28 E7 G	2.20 E8	85	132	TEST		REMARKS: SPECIFIED ENVIRONMENTAL PARAMETERS ARE WORST CASE BASED UPON ANALYSIS OF ALL APPLICABLE LOCATIONS.
AGING	40 YRS.	40 YRS.	N/A	132	TEST & ANAL.		

DEFICIENCY RESOLUTION:

PREPARED BY: RDC DATE: 05/26/83 REVISION DATE: 09/12/83

FACILITY: LGS UNIT: 1 DOCKET: 50-352 EQRR: 169

REVIEWED BY: FMV DATE: 09/12/83

SYSTEM: CLASS 1E POWER INTERFACES

ACCY: SPEC: N/A
DEMON: N/A
REF: N/A

LOCATION: PRI CONT/ SEC CONT

PLANT ID: SPLICE-169

RACK/PANEL: N/A

COMPONENT: INSULATED SPLICE

MODEL NO.: WCSF-N

ASSOC COMP: N/A

ASSOC M/N: N/A

ASSOC. DWG: N/A

ASSOC COMP: N/A

ASSOC M/N: N/A

MANUFACTU: RAYCHEM

SERIAL NO: N/A

ASSOC MANF: N/A

ASSOC S/N: N/A

ASSOC MANF: N/A

ASSOC S/N: N/A

SERVICE: VARIOUS SAFETY SYSTEMS.

P.O. NO: FIELD P.O.

FUNCTION: CLASS 1E ELECTRICAL INTERFACE.
REQUIRED FOR LOCA AND ALL HELBS.

SUBMERGENCE: N/A

CHEMICAL SPRAY: YES

PARAMETER	ENVIRONMENT		DOCUMENTATION REFERENCE		QUALIFICATION	OUTSTANDING ITEMS	INTERFACES:
	SPECIFICATION	QUALIFICATION	SPECIFICATION	QUALIFICATION	METHOD		
OPERATING TIME	180 DAYS	180 DAYS	78	94, NOTE 2	TEST		
TEMPERATURE (F)	340	390	85	94	TEST		MAINTENANCE REQUIREMENTS: NONE
PRESSURE (PSIA)	58.7	80.7	85	94	TEST		
RELATIVE HUMIDITY (%)	100	100	85	94	TEST		
RADIATION	7.28 E7 G 1.18 E8 B	2.00 E8	85, NOTE 4	94	TEST		REMARKS: SPECIFIED ENVIRONMENTAL PARAMETERS ARE WORST CASE BASED UPON ANALYSIS OF ALL APPLICABLE LOCATIONS.
AGING	40 YRS.	40 YRS.	N/A	95	TEST & ANAL.		

DEFICIENCY RESOLUTION:

PREPARED BY: FMV DATE: 03/13/84 REVISION DATE: 03/13/84

FACILITY: LGS UNIT: 1 DOCKET: 50-352 EQRR: 194

REVIEWED BY: WJB DATE: 03/13/84

SYSTEM: CLASS 1E POWER INTERFACES

PLANT ID: SPLICE-194

ACCY: SPEC: N/A
DEMON: N/A
REF: N/A

LOCATION: PRI CONT/SEC CONT

RACK/PANEL: N/A

COMPONENT: INSULATED SPLICE
ASSOC COMP: N/A
ASSOC COMP: N/A

MODEL NO.: 52978, 52979, 52980
ASSOC M/N: 53546-1,53547-1,
ASSOC M/N: 53548-1,53549-1,53550-1

ASSOC. DWG: N/A

MANUFACTU: AMP INC.
ASSOC MANF: N/A
ASSOC MANF: N/A

SERIAL NO: N/A
ASSOC S/N: N/A
ASSOC S/N: N/A

SERVICE: VARIOUS SAFETY SYSTEMS.

P.O. NO: FIELD P.O.

FUNCTION: CLASS 1E ELECTRICAL INTERFACE.
REQUIRED FOR LOCA AND ALL HELBS.

SUBMERGENCE: N/A

CHEMICAL SPRAY: YES

PARAMETER	ENVIRONMENT		DOCUMENTATION REFERENCE		QUALIFICATION	OUTSTANDING ITEMS	INTERFACES: CABLES: EQRR 22
	SPECIFICATION	QUALIFICATION	SPECIFICATION	QUALIFICATION	METHOD		
OPERATING TIME	180 DAYS	180 DAYS	78	84	TEST & ANAL		
TEMPERATURE (F)	340	400	85	84	TEST		MAINTENANCE REQUIREMENTS: NONE
PRESSURE (PSIA)	58.7	88.7	85	84	TEST		
RELATIVE HUMIDITY (%)	100	100	85	84,113	TEST		
RADIATION	7.28 E7	2.59 E8	85	84	TEST		REMARKS: SPECIFIED ENVIRONMENTAL PARAMETERS ARE WORST CASE BASED UPON ANALYSIS OF ALL APPLICABLE LOCATIONS.
AGING	40 YRS.	40 YRS.	N/A	84	TEST & ANAL.		

DEFICIENCY RESOLUTION:

FACILITY: LGS UNIT: 1 DOCKET: 50-352 EQRR: 198

PREPARED BY: RDC DATE: 06/23/83 REVISION DATE: 08/01/83

REVIEWED BY: FMV DATE: 08/01/83

SYSTEM: CLASS 1E POWER INTERFACES

PLANT ID: SWITCHBOARD WIRE-1

COMPONENT: 600V SWITCHBOARD WIRE

ASSOC COMP: N/A

ASSOC COMP: N/A

MANUFACTU: ROCKBESTOS

ASSOC MANF: N/A

ASSOC MANF: N/A

SERVICE: VARIOUS SAFETY SYSTEMS.

FUNCTION: CONTROL SIGNAL TRANSMISSION FOR NORMAL AND ACCIDENT OPERATION. REQUIRED FOR LOCA AND ALL HELBS.

ACCY: SPEC: N/A
DEMON: N/A
REF: N/A

MODEL NO.: FIREWALL (NEC TYPE) SIS

ASSOC M/N: N/A

ASSOC M/N: N/A

SERIAL NO:

ASSOC S/N: N/A

ASSOC S/N: N/A

LOCATION: PRI CONT/SEC CONT

RACK/PANEL: N/A

ASSOC. DWG: N/A

P.O. NO: FIELD P.O.

SUBMERGENCE: N/A

CHEMICAL SPRAY: YES

PARAMETER	ENVIRONMENT		DOCUMENTATION REFERENCE		QUALIFICATION	OUTSTANDING ITEMS	INTERFACES:
	SPECIFICATION	QUALIFICATION	SPECIFICATION	QUALIFICATION	METHOD		LUGS: EQRR 171 TB: EQRR 195
OPERATING TIME	180 DAYS	395 DAYS	78	126	TEST		
TEMPERATURE (F)	340	346	85	126	TEST		MAINTENANCE REQUIREMENTS: NONE
PRESSURE (PSIA)	58.7	127.7	85	126	TEST		
RELATIVE HUMIDITY (%)	100	100	85	126	TEST		
RADIATION	7.28 E7 G 1.18 E9 B	2.01 E8	85	126	TEST		REMARKS: SPECIFIC ENVIRONMENTAL PARAMETERS ARE WORST CASE BASED UPON ANALYSIS OF ALL APPLICABLE LOCATIONS.
AGING	40 YRS.	40 YRS.	N/A	126	TEST & ANAL.		

DEFICIENCY RESOLUTION:

PREPARED BY: FMV DATE: 04/16/84 REVISION DATE: 04/16/84

FACILITY: LGS UNIT: 1 DOCKET: 50-352 EQRR: 224

REVIEWED BY: WJB DATE: 04/16/84

SYSTEM: CLASS 1E POWER INTERFACES

PLANT ID: SWITCHBOARD WIRE-2

ACCY: SPEC: N/A
DEMON: N/A
REF: N/A

LOCATION: PRI CONT/SEC CONT

RACK/PANEL:

COMPONENT: 600 V SWITCHBOARD WIRE
ASSOC COMP: N/A
ASSOC COMP: N/A

MODEL NO.: VULKENE SUPREME
ASSOC M/N: SIS SI-57279
ASSOC M/N: N/A

ASSOC. DWG: N/A

MANUFACTU: GENERAL ELECTRIC COMPANY
ASSOC MANF: N/A
ASSOC MANF: N/A

SERIAL NO: N/A
ASSOC S/N: N/A
ASSOC S/N: N/A

SERVICE: THE SWITCHBOARD WIRE IS USED INSIDE CLASS 1E EQUIPMENT.

P.O. NO: FLD PURCHASE

FUNCTION: TO CARRY RATED CURRENT THROUGHOUT NORMAL AND ACCIDENT OPERATION.

SUBMERGENCE: N/A

CHEMICAL SPRAY: DEMIN. WATER

PARAMETER	ENVIRONMENT		DOCUMENTATION REFERENCE		QUALIFICATION	OUTSTANDING ITEMS	INTERFACES:
	SPECIFICATION	QUALIFICATION	SPECIFICATION	QUALIFICATION	METHOD		TERM. BLOCKS: EQRR 195 TERM. LUGS: EQRR 171
OPERATING TIME	180 DAYS	180 DAYS	85	173,174	TEST & ANAL.		
TEMPERATURE (F)	330	346	85	173	TEST		MAINTENANCE REQUIREMENTS: NONE
PRESSURE (PSIA)	58.7	136.7	85	173	TEST		
RELATIVE HUMIDITY (%)	100	100	85	173	TEST		
RADIATION	6.39 E7 G 1.18 E9 B	2.2 E8 G (NOTE-1)	85	173	TEST		REMARKS. NOTE 1: THE SIS WIRES ARE ENCLOSED IN METAL HOUSING. THEREFORE, BETA RADIATION WILL BE REDUCED TO INSIGNIFICANT LEVELS.
AGING	40 YRS.	40 YRS.	N/A	173	TEST		

DEFICIENCY RESOLUTION:

PREPARED BY: FMV DATE: 04/16/84 REVISION DATE: 04/16/84

FACILITY: LGS UNIT: 1 DOCKET: 50-352 EQRR: 224

REVIEWED BY: WJB DATE: 04/16/84

SYSTEM: CLASS 1E POWER INTERFACES

ACCY: SPEC: N/A
DEMON: N/A
REF: N/A

LOCATION: SEC. CONT. (EXCEPT RM 502 & 576)

PLANT ID: SWITCHBOARD WIRE-3

RACK/PANEL:

COMPONENT: 600 V SWITCHBOARD WIRE
ASSOC COMP: N/A
ASSOC COMP: N/A

MODEL NO.: VULKENE SIS #SI-57275
ASSOC M/N: N/A
ASSOC M/N: N/A

ASSOC. DWG: N/A

MANUFACTU: GENERAL ELECTRIC COMPANY
ASSOC MANF: N/A
ASSOC MANF: N/A

SERIAL NO: N/A
ASSOC S/N: N/A
ASSOC S/N: N/A

SERVICE: THE SWITCHBOARD WIRE IS USED INSIDE CLASS 1E EQUIPMENT.

P.O. NO: FLD PURCHASE

FUNCTION: TO CARRY RATED CURRENT THROUGHOUT NORMAL AND ACCIDENT OPERATION.

SUBMERGENCE: N/A

CHEMICAL SPRAY: N/A

PARAMETER	ENVIRONMENT		DOCUMENTATION REFERENCE		QUALIFICATION	OUTSTANDING ITEMS	INTERFACES:
	SPECIFICATION	QUALIFICATION	SPECIFICATION	QUALIFICATION	METHOD		TERM BLOCKS: EQRR 195 TERM LUGS: EQRR 171
OPERATING TIME	180 DAYS	180 DAYS	85	180 & 181	TEST & ANAL.		
TEMPERATURE (F)	** 311	340	85	180	TEST		MAINTENANCE REQUIREMENTS: NONE
PRESSURE (PSIA)	** 24.6	76.7	85	180	TEST		
RELATIVE HUMIDITY (%)	** 100	100	85	180	TEST		
RADIATION	1.04 E7 G (NOTE 1)	4.00 E7 (NOTE 1)	85	180	TEST		REMARKS: ** NUMBER REFERS TO HELB CONDITIONS (WORST LOCATION). NOTE 1: QUAL. LIFE OF SIS WIRES IS RESTRICTED TO 20 YRS IN RM 406 & 479 TO MEET THE RADIATION REQUIREMENT - 7.28 E7.
AGING	40 YRS.	40 YRS. (NOTE 1)	N/A	180,181	TEST & ANAL.		

DEFICIENCY RESOLUTION:

PREPARED BY: RDC DATE: 05/26/83 REVISION DATE: 08/01/83

FACILITY: LGS UNIT: 1 DOCKET: 50-352 EQRR: 170

REVIEWED BY: FMV DATE: 08/01/83

SYSTEM: CLASS 1E POWER INTERFACES

ACCY: SPEC: N/A
DEMON: N/A
REF: N/A

LOCATION: PRI CONT/SEC CONT

PLANT ID: TB-170

RACK/PANEL: N/A

COMPONENT: TERMINAL BLOCK

MODEL NO.: SAK 4,6N, & 10

ASSOC COMP: N/A

ASSOC M/N: N/A

ASSOC. DWG: N/A

ASSOC COMP: N/A

ASSOC M/N: N/A

MANUFACTJ: WEIDMUELLER

SERIAL NO: N/A

ASSOC MANF: N/A

ASSOC S/N: N/A

ASSOC MANF: N/A

ASSOC S/N: N/A

SERVICE: VARIOUS SAFETY SYSTEMS.

P.O. NO: FIELD P.O.

FUNCTION: CLASS 1E ELECTRICAL INTERFACE.
REQUIRED FOR LOCA AND ALL HELBS.

SUBMERGENCE: N/A

CHEMICAL SPRAY: YES

PARAMETER	ENVIRONMENT		DOCUMENTATION REFERENCE		QUALIFICATION	OUTSTANDING ITEMS	INTERFACES:
	SPECIFICATION	QUALIFICATION	SPECIFICATION	QUALIFICATION	METHOD		
OPERATING TIME	180 DAYS	180 DAYS	78	83,	TEST & ANAL.		
TEMPERATURE (F)	340	450	85	83	TEST		MAINTENANCE REQUIREMENTS: NONE
PRESSURE (PSIA)	58.7	82.7	85	83	TEST		
RELATIVE HUMIDITY (%)	100	100	85	83	TEST		
RADIATION	7.28 E7	2.00 E8	85	83	TEST		REMARKS: SPECIFIED ENVIRONMENTAL PARAMETERS ARE WORST CASE BASED UPON ANALYSIS OF ALL APPLICABLE LOCATIONS.
AGING	40 YRS.	40 YRS.	N/A	83	TEST		

DEFICIENCY RESOLUTION:

PREPARED BY: RDC DATE: 05/26/83 REVISION DATE: 09/21/83

FACILITY: LGS UNIT: 1 DOCKET: 50-352 EQRR: 195

REVIEWED BY: FMV DATE: 09/21/83

SYSTEM: CLASS 1E POWER INTERFACES

ACCY: SPEC: N/A
DEMON: N/A
REF: N/A

LOCATION: SEC CONT

PLANT ID: TB-195

RACK/PANEL: N/A

COMPONENT: TERMINAL BLOCK
ASSOC COMP: N/A
ASSOC COMP: N/A

MODEL NO.: NQB, SERIES 100
ASSOC M/N: N/A
ASSOC M/N: N/A

ASSOC. DWG: N/A

MANUFACTU: BUCHANAN
ASSOC MANF: N/A
ASSOC MANF: N/A

SERIAL NO: N/A
ASSOC S/N: N/A
ASSOC S/N: N/A

SERVICE: VARIOUS SAFETY SYSTEMS

P.O. NO: FIELD P.O.

FUNCTION: CLASS 1E ELECTRICAL INTERFACE.
REQUIRED FOR LOCA AND ALL HELBS.

SUBMERGENCE: N/A

CHEMICAL SPRAY: N/A

PARAMETER	ENVIRONMENT		DOCUMENTATION REFERENCE		QUALIFICATION	OUTSTANDING ITEMS	INTERFACES:
	SPECIFICATION	QUALIFICATION	SPECIFICATION	QUALIFICATION	METHOD		
OPERATING TIME	180 DAYS	180 DAYS	78	87, NOTE 5	TEST & ANAL.		
TEMPERATURE (F)	311 (H)	346	85	87	TEST		MAINTENANCE REQUIREMENTS: NONE
PRESSURE (PSIA)	24.6 (H)	127.7	85	87	TEST		
RELATIVE HUMIDITY (%)	100	100	85	87	TEST		
RADIATION	7.28 E7	2.00 E8	85	87	TEST		REMARKS: SPECIFIED ENVIRONMENTAL PARAMETERS ARE WORST CASE BASED UPON ANALYSIS OF ALL APPLICABLE LOCATIONS.
AGING	40 YRS.	40 YRS.	N/A	87, NOTE 4	87, NOTE 4		

DEFICIENCY RESOLUTION:

PREPARED BY: RDC DATE: 07/26/83 REVISION DATE: 08/02/83

FACILITY: LGS UNIT: 1 DOCKET: 50-352 EQRR: 205

REVIEWED BY: FMV DATE: 08/02/83

SYSTEM: CLASS 1E POWER INTERFACES

PLANT ID: TB-205

COMPONENT: TERMINAL BLOCK
ASSOC COMP: N/A
ASSOC COMP: N/A

MANUFACTU: BUCHANAN
ASSOC MANF: N/A
ASSOC MANF: N/A

SERVICE: VARIOUS SAFETY SYSTEMS.

FUNCTION: CLASS 1E ELECTRICAL INTERFACE.
REQUIRED FOR LOCA AND ALL HELBS.

ACCY: SPEC: N/A
DEMON: N/A
REF: N/A

MODEL NO.: 2B108
ASSOC M/N: N/A
ASSOC M/N: N/A

SERIAL NO:
ASSOC S/N: N/A
ASSOC S/N: N/A

LOCATION: SEC CONT.

RACK/PANEL: N/A

ASSOC. DWG: N/A

P.O. NO: FIELD P.O.

SUBMERGENCE: N/A

CHEMICAL SPRAY: YES

PARAMETER	ENVIRONMENT		DOCUMENTATION REFERENCE		QUALIFICATION	OUTSTANDING ITEMS	INTERFACES:
	SPECIFICATION	QUALIFICATION	SPECIFICATION	QUALIFICATION	METHOD		
OPERATING TIME	180 DAYS	180 DAYS	78	147, 608	TEST & ANAL.		
TEMPERATURE (F)	311 (H)	340	85	147	TEST		MAINTENANCE REQUIREMENTS: SHALL BE INSTALLED IN A NEMA 4 ENCLOSURE.
PRESSURE (PSIA)	24.6 (H)	118.7	85	147	TEST		
RELATIVE HUMIDITY (%)	100	100	85	147	TEST		
RADIATION	7.28 E7	1.00 E8	85	147	TEST		REMARKS: SPECIFIED ENVIRONMENTAL PARAMETERS ARE WORST CASE BASED UPON ANALYSIS OF ALL APPLICABLE LOCATIONS.
AGING	40 YRS.	40 YRS.	N/A	147, 608	TEST & ANAL.		

DEFICIENCY RESOLUTION:

PREPARED BY: RDC DATE: 04/17/84 REVISION DATE: 04/17/84

FACILITY: LGS UNIT: 1 DOCKET: 50-352 ERR: 27

REVIEWED BY: FMV DATE: 04/17/84

SYSTEM: CLASS 1E POWER INTERFACES

PLANT ID: 10JX100A

COMPONENT: ELECTRICAL PENETRATION
ASSOC COMP: N/A
ASSOC COMP: N/A

MANUFACTU: CONAX
ASSOC MANF: N/A
ASSOC MANF: N/A

SERVICE: NEUTRON MONITORING SYSTEM.

FUNCTION: PROVIDES POWER TO EQUIPMENT AND/OR TRANSMITS SIGNALS FROM INSTRUMENTS INSIDE PRIMARY CONTAINMENT AND PROVIDES A PRESSURE BARRIER BETWEEN PRIMARY AND SECONDARY CONTAINMENT.

ACCY: SPEC: N/A
DEMON: N/A
REF: N/A

MODEL NO.: N/A
ASSOC M/N: N/A
ASSOC M/N: N/A

SERIAL NO: N/A
ASSOC S/N: N/A
ASSOC S/N: N/A

LOCATION: PRI CONT/ZONE 2

RACK/PANEL: N/A

ASSOC. DWG: LOC: M-235
P&ID: N/A
ELEC: E-1196

P.O. NO: E-40

SUBMERGENCE: N/A

CHEMICAL SPRAY: YES

PARAMETER	ENVIRONMENT		DOCUMENTATION REFERENCE		QUALIFICATION	OUTSTANDING ITEMS	INTERFACES:
	SPECIFICATION	QUALIFICATION	SPECIFICATION	QUALIFICATION	METHOD		CONNECTORS:REF. 8 SPLICES:REF. 8
OPERATING TIME	180 DAYS	180 DAYS	78	8	TEST		
TEMPERATURE (F)	330	375	85	8	TEST		MAINTENANCE REQUIREMENTS: NONE
PRESSURE (PSIA)	58.7	74.7	85	8	TEST		
RELATIVE HUMIDITY (%)	100	100	85	8	TEST		
RADIATION	6.39 E7	1.29 E8	85	8, P27-III	TEST & ANAL.		REMARKS:
AGING	40 YRS.	40 YRS.	N/A	8	TEST		

DEFICIENCY RESOLUTION:

PREPARED BY: RDC DATE: 04/17/84 REVISION DATE: 04/17/84

FACILITY: LGS UNIT: 1 DOCKET: 50-352 EQRR: 27

REVIEWED BY: FMV DATE: 04/17/84

SYSTEM: CLASS 1E POWER INTERFACES

PLANT ID: 10JX100B

COMPONENT: ELECTRICAL PENETRATION
ASSOC COMP: N/A
ASSOC COMP: N/A

MANUFACTU: CONAX
ASSOC MANF: N/A
ASSOC MANF: N/A

SERVICE: NEUTRON MONITORING SYSTEM.

FUNCTION: PROVIDES POWER TO EQUIPMENT AND/OR TRANSMITS SIGNALS FROM INSTRUMENTS INSIDE PRIMARY CONTAINMENT AND PROVIDES A PRESSURE BARRIER BETWEEN PRIMARY AND SECONDARY CONTAINMENT.

ACCY:SPEC: N/A
DEMON: N/A
REF: N/A

MODEL NO.: N/A
ASSOC M/N: N/A
ASSOC M/N: N/A

SERIAL NO: N/A
ASSOC S/N: N/A
ASSOC S/N: N/A

LOCATION: PRI CONT/ZONE 2

RACK/PANEL: N/A

ASSOC. DWG: LOC: M-0235
P&ID: N/A
ELEC: E-1196

P.O. NO: E-40

SUBMERGENCE: N/A

CHEMICAL SPRAY: YES

PARAMETER	ENVIRONMENT		DOCUMENTATION REFERENCE		QUALIFICATION	OUTSTANDING ITEMS	INTERFACES:
	SPECIFICATION	QUALIFICATION	SPECIFICATION	QUALIFICATION	METHOD		CONNECTORS:REF. 8 SPLICES:REF. 8
OPERATING TIME	180 DAYS	180 DAYS	78	8	TEST		
TEMPERATURE (F)	330	375	85	8	TEST		MAINTENANCE REQUIREMENTS: NONE
PRESSURE (PSIA)	58.7	74.7	85	8	TEST		
RELATIVE HUMIDITY (%)	100	100	85	8	TEST		
RADIATION	6.39 E7	1.29 E8	85	8, P27-III	TEST & ANAL.		REMARKS:
AGING	40 YRS.	40 YRS.	N/A	8	TEST		

DEFICIENCY RESOLUTION:

PREPARED BY: FMV DATE: 04/17/84 REVISION DATE: 04/17/84

FACILITY: LGS UNIT: 1 DOCKET: 50-352 EQRR: 27

REVIEWED BY: FMV DATE: 04/17/84

SYSTEM: CLASS 1E POWER INTERFACES

PLANT ID: 10JX100C

COMPONENT: ELECTRICAL PENETRATION
ASSOC COMP: N/A
ASSOC COMP: N/A

MANUFACTU: CONAX
ASSOC MANF: N/A
ASSOC MANF: N/A

SERVICE: NEUTRON MONITORING SYSTEM STRUCTURE.

FUNCTION: PROVIDES POWER TO EQUIPMENT AND/OR TRANSMITS SIGNALS FROM INSTRUMENTS INSIDE PRIMARY CONTAINMENT AND PROVIDES A PRESSURE BARRIER BETWEEN PRIMARY AND SECONDARY CONTAINMENT.

ACCY:SPEC: N/A
DEMON: N/A
REF: N/A

MODEL NO.: N/A
ASSOC M/N: N/A
ASSOC M/N: N/A

SERIAL NO: N/A
ASSOC S/N: N/A
ASSOC S/N: N/A

LOCATION: PRI CONT/ZONE 5

RACK/PANEL: N/A

ASSOC. DWG: LOC: M-0225
P&ID: N/A
ELEC: E-1193

P.O. NO: E-40

SUBMERGENCE: N/A

CHEMICAL SPRAY: YES

PARAMETER	ENVIRONMENT		DOCUMENTATION REFERENCE		QUALIFICATION	OUTSTANDING ITEMS	INTERFACES:
	SPECIFICATION	QUALIFICATION	SPECIFICATION	QUALIFICATION	METHOD		CONNECTORS:REF. 8 SPLICES:REF. 8
OPERATING TIME	180 DAYS	180 DAYS	78	8	TEST		
TEMPERATURE (F)	330	375	85	8	TEST		MAINTENANCE REQUIREMENTS: NONE
PRESSURE (PSIA)	58.7	74.7	85	8	TEST		
RELATIVE HUMIDITY (%)	100	100	85	8	TEST		
RADIATION	5.47 E7	1.29 E8	85	8, P27-III	TEST & ANAL.		REMARKS:
AGING	40 YRS.	40 YRS.	N/A	8	TEST		

DEFICIENCY RESOLUTION:

PREPARED BY: FMV DATE: 06/01/83 REVISION DATE: 04/12/84

FACILITY: LGS UNIT: 1 DOCKET: 50-352 EQRR: 27

REVIEWED BY: WJB DATE: 06/07/83

SYSTEM: CLASS 1E POWER INTERFACES

PLANT ID: 10JX100D

COMPONENT: ELECTRICAL PENETRATION
ASSOC COMP: N/A
ASSOC COMP: N/A

MANUFACTU: CONAX
ASSOC MANF: N/A
ASSOC MANF: N/A

SERVICE: NEUTRON MONITORING SYSTEM.

FUNCTION: PROVIDES POWER TO EQUIPMENT AND/OR TRANSMITS SIGNALS FROM INSTRUMENTS INSIDE PRIMARY CONTAINMENT AND PROVIDES A PRESSURE BARRIER BETWEEN PRIMARY AND SECONDARY CONTAINMENT.

ACCY: SPEC: N/A
DEMON: N/A
REF: N/A

MODEL NO.: N/A
ASSOC M/N: N/A
ASSOC M/N: N/A

SERIAL NO: N/A
ASSOC S/N: N/A
ASSOC S/N: N/A

LOCATION: PRI CONT/ZONE 5

RACK/PANEL: N/A

ASSOC. DWG: LOC: M-0225
P&ID: N/A
ELEC: E-1193

P.O. NO: E-40

SUBMERGENCE: N/A

CHEMICAL SPRAY: YES

PARAMETER	ENVIRONMENT		DOCUMENTATION REFERENCE		QUALIFICATION	OUTSTANDING ITEMS	INTERFACES:
	SPECIFICATION	QUALIFICATION	SPECIFICATION	QUALIFICATION	METHOD		CONNECTORS:REF. 8 SPLICES:REF. 8
OPERATING TIME	180 DAYS	180 DAYS	78	8	TEST		
TEMPERATURE (F)	330	375	85	8	TEST		MAINTENANCE REQUIREMENTS: NONE
PRESSURE (PSIA)	58.7	74.7	85	8	TEST		
RELATIVE HUMIDITY (%)	100	100	85	8	TEST		
RADIATION	5.5 E7	1.29 E8	85	8, P27-III	TEST & ANAL.		REMARKS:
AGING	40 YRS.	40 YRS.	N/A	8	TEST		

DEFICIENCY RESOLUTION:

PREPARED BY: RDC DATE: 04/17/84 REVISION DATE: 04/17/84

FACILITY: LGS UNIT: 1 DOCKET: 50-352 EQRR: 27

REVIEWED BY: FMV DATE: 04/17/84

SYSTEM: CLASS 1E POWER INTERFACES

PLANT ID: 10JX101A

ACCY: SPEC: N/A
DEMON: N/A
REF: N/A

LOCATION: PRI CONT/ZONE 5

RACK/PANEL: N/A

COMPONENT: ELECTRICAL PENETRATION
ASSOC COMP: N/A
ASSOC COMP: N/A

MODEL NO.: N/A
ASSOC M/N: N/A
ASSOC M/N: N/A

ASSOC. DWG: LOC: M-0225
P&ID: N/A
ELEC: E-1193

MANUFACTU: CONAX
ASSOC MANF: N/A
ASSOC MANF: N/A

SERIAL NO: N/A
ASSOC S/N: N/A
ASSOC S/N: N/A

SERVICE: MEDIUM VOLTAGE POWER SYSTEM.

P.O. NO: E-40

FUNCTION: PROVIDES POWER TO EQUIPMENT AND/OR TRANSMITS SIGNALS FROM INSTRUMENTS INSIDE PRIMARY CONTAINMENT AND PROVIDES A PRESSURE BARRIER BETWEEN PRIMARY AND SECONDARY CONTAINMENT.

SUBMERGENCE: N/A

CHEMICAL SPRAY: YES

PARAMETER	ENVIRONMENT		DOCUMENTATION REFERENCE		QUALIFICATION	OUTSTANDING ITEMS	INTERFACES:
	SPECIFICATION	QUALIFICATION	SPECIFICATION	QUALIFICATION	METHOD		CONNECTORS:REF. 8 SPLICES:REF. 8
OPERATING TIME	180 DAYS	180 DAYS	78	8	TEST		
TEMPERATURE (F)	330	375	85	8	TEST		MAINTENANCE REQUIREMENTS: NONE
PRESSURE (PSIA)	58.7	74.7	85	8	TEST		
RELATIVE HUMIDITY (%)	100	100	85	8	TEST		
RADIATION	6.39 E7	1.29 E8	85	8, P27-III	TEST & ANAL.		REMARKS:
AGING	40 YRS.	40 YRS.	N/A	8	TEST		

DEFICIENCY RESOLUTION:

PREPARED BY: FMV DATE: 06/01/83 REVISION DATE: 02/27/84

FACILITY: LGS UNIT: 1 DOCKET: 50-352 EQRR: 27

REVIEWED BY: WJB DATE: 04/12/84

SYSTEM: CLASS 1E POWER INTERFACES

ACCY: SPEC: N/A
DEMON: N/A
REF: N/A

LOCATION: PRI CONT/ZONE 5

PLANT ID: 10JX101B

RACK/PANEL: N/A

COMPONENT: ELECTRICAL PENETRATION

MODEL NO.: N/A

ASSOC COMP: N/A

ASSOC M/N: N/A

ASSOC. DWG: LOC: M-0225
P&ID: N/A
ELEC: E-1198

ASSOC COMP: N/A

ASSOC M/N: N/A

MANUFACTU: CONAX

SERIAL NO: N/A

ASSOC MANF: N/A

ASSOC S/N: N/A

ASSOC MANF: N/A

ASSOC S/N: N/A

SERVICE: MEDIUM VOLTAGE POWER SYSTEM.

P.O. NO: E-40

FUNCTION: PROVIDES POWER TO EQUIPMENT AND/OR TRANSMITS SIGNALS FROM INSTRUMENTS INSIDE PRIMARY CONTAINMENT AND PROVIDES A PRESSURE BARRIER BETWEEN PRIMARY AND SECONDARY CONTAINMENT.

SUBMERGENCE: N/A

CHEMICAL SPRAY: YES

PARAMETER	ENVIRONMENT		DOCUMENTATION REFERENCE		QUALIFICATION	OUTSTANDING ITEMS	INTERFACES:
	SPECIFICATION	QUALIFICATION	SPECIFICATION	QUALIFICATION	METHOD		CONNECTORS:REF. 8 SPLICES:REF. 8
OPERATING TIME	180 DAYS	180 DAYS	78	8	TEST		
TEMPERATURE (F)	330	375	85	8	TEST		MAINTENANCE REQUIREMENTS: NONE
PRESSURE (PSIA)	58.7	74.7	85	8	TEST		
RELATIVE HUMIDITY (%)	100	100	85	8	TEST		
RADIATION	5.5 E7	1.29 E8	85	8, P27-III	TEST & ANAL.		REMARKS:
AGING	40 YRS.	40 YRS.	N/A	8	TEST		

DEFICIENCY RESOLUTION:

PREPARED BY: FMV DATE: 06/01/83 REVISION DATE: 02/27/84

FACILITY: LGS UNIT: 1 DOCKET: 50-352 EQRR: 27

REVIEWED BY: WJB DATE: 04/12/84

SYSTEM: CLASS 1E POWER INTERFACES

PLANT ID: 10JX101C

COMPONENT: ELECTRICAL PENETRATION

ASSOC COMP: N/A

ASSOC COMP: N/A

MANUFACTU: CONAX

ASSOC MANF: N/A

ASSOC MANF: N/A

SERVICE: MEDIUM VOLTAGE POWER SYSTEM.

FUNCTION: PROVIDES POWER TO EQUIPMENT AND/OR TRANSMITS SIGNALS FROM INSTRUMENTS INSIDE PRIMARY CONTAINMENT AND PROVIDES A PRESSURE BARRIER BETWEEN PRIMARY AND SECONDARY CONTAINMENT.

ACCY: SPEC: N/A
DEMON: N/A
REF: N/A

MODEL NO.: N/A
ASSOC M/N: N/A
ASSOC M/N: N/A

SERIAL NO: N/A
ASSOC S/N: N/A
ASSOC S/N: N/A

LOCATION: PRI CONT/ZONE 5

RACK/PANEL: N/A

ASSOC. DWG: LOC: M-0225
P&ID: N/A
ELEC: E-1193

P.O. NO: E-40

SUBMERGENCE: N/A

CHEMICAL SPRAY: YES

PARAMETER	ENVIRONMENT		DOCUMENTATION REFERENCE		QUALIFICATION	OUTSTANDING ITEMS	INTERFACES:
	SPECIFICATION	QUALIFICATION	SPECIFICATION	QUALIFICATION	METHOD		CONNECTORS:REF. 8 SPLICES:REF. 8
OPERATING TIME	180 DAYS	180 DAYS	78	8	TEST		
TEMPERATURE (F)	330	375	85	8	TEST		MAINTENANCE REQUIREMENTS: NONE
PRESSURE (PSIA)	58.7	74.7	85	8	TEST		
RELATIVE HUMIDITY (%)	100	100	85	8	TEST		
RADIATION	5.5 E7	1.29 E8	85	8, P27-III	TEST & ANAL.		REMARKS:
AGING	40 YRS.	40 YRS.	N/A	8	TEST		

DEFICIENCY RESOLUTION:

PREPARED BY: FMV DATE: 06/01/83 REVISION DATE: 02/27/84

FACILITY: LGS UNIT: 1 DOCKET: 50-352 EQRR: 27

REVIEWED BY: WJB DATE: 04/12/84

SYSTEM: CLASS 1E POWER INTERFACES

ACCY: SPEC: N/A
DEMON: N/A
REF: N/A

LOCATION: PRI CONT/ZONE 5

PLANT ID: 10JX101D

RACK/PANEL: N/A

COMPONENT: ELECTRICAL PENETRATION

MODEL NO.: N/A

ASSOC COMP: N/A

ASSOC M/N: N/A

ASSOC. DWG: LOC: M-0225
P&ID: N/A
ELEC: E-1193

ASSOC COMP: N/A

ASSOC M/N: N/A

MANUFACTU: CONAX

SERIAL NO: N/A

ASSOC MANF: N/A

ASSOC S/N: N/A

ASSOC MANF: N/A

ASSOC S/N: N/A

SERVICE: MEDIUM VOLTAGE POWER SYSTEM.

P.O. NO: E-40

FUNCTION: PROVIDES POWER TO EQUIPMENT AND/OR TRANSMITS SIGNALS FROM INSTRUMENTS INSIDE PRIMARY CONTAINMENT AND PROVIDES A PRESSURE BARRIER BETWEEN PRIMARY AND SECONDARY CONTAINMENT.

SUBMERGENCE: N/A

CHEMICAL SPRAY: YES

PARAMETER	ENVIRONMENT		DOCUMENTATION REFERENCE		QUALIFICATION	OUTSTANDING ITEMS	INTERFACES:
	SPECIFICATION	QUALIFICATION	SPECIFICATION	QUALIFICATION	METHOD		CONNECTORS:REF. 8 SPLICES:REF. 8
OPERATING TIME	180 DAYS	180 DAYS	78	8	TEST		
TEMPERATURE (F)	330	375	85	8	TEST		MAINTENANCE REQUIREMENTS: NONE
PRESSURE (PSIA)	58.7	74.7	85	8	TEST		
RELATIVE HUMIDITY (%)	100	100	85	8	TEST		
RADIATION	5.5 E7	1.29 E8	85	8, P27-III	TEST & ANAL.		REMARKS:
AGING	40 YRS.	40 YRS.	N/A	8	TEST		

DEFICIENCY RESOLUTION:

PREPARED BY: FMV DATE: 06/01/83 REVISION DATE: 02/27/84

FACILITY: LGS UNIT: 1 DOCKET: 50-352 EQRR: 27

REVIEWED BY: WJB DATE: 04/12/84

SYSTEM: CLASS 1E POWER INTERFACES

ACCY: SPEC: N/A
DEMON: N/A
REF: N/A

LOCATION: PRI CONT/ZONE 5

PLANT ID: 10JX103A

RACK/PANEL: N/A

COMPONENT: ELECTRICAL PENETRATION
ASSOC COMP: N/A
ASSOC COMP: N/A

MODEL NO.: N/A
ASSOC M/N: N/A
ASSOC M/N: N/A

ASSOC. DWG: LOC: M-0225
P&ID: N/A
ELEC: E-1193

MANUFACTU: CONAX
ASSOC MANF: N/A
ASSOC MANF: N/A

SERIAL NO: N/A
ASSOC S/N: N/A
ASSOC S/N: N/A

SERVICE: THERMOCOUPLES AND LOW LEVEL SIGNALS.

P.O. NO: E-40

FUNCTION: PROVIDES POWER TO EQUIPMENT AND/OR TRANSMITS SIGNALS FROM INSTRUMENTS INSIDE PRIMARY CONTAINMENT AND PROVIDES A PRESSURE BARRIER BETWEEN PRIMARY AND SECONDARY CONTAINMENT.

SUBMERGENCE: N/A

CHEMICAL SPRAY: YES

PARAMETER	ENVIRONMENT		DOCUMENTATION REFERENCE		QUALIFICATION	OUTSTANDING ITEMS	INTERFACES:
	SPECIFICATION	QUALIFICATION	SPECIFICATION	QUALIFICATION	METHOD		CONNECTORS:REF. 8 SPLICES:REF. 8
OPERATING TIME	180 DAYS	180 DAYS	78	8	TEST		
TEMPERATURE (F)	330	375	85	8	TEST		MAINTENANCE REQUIREMENTS: NONE
PRESSURE (PSIA)	58.7	74.7	85	8	TEST		
RELATIVE HUMIDITY (%)	100	100	85	8	TEST		
RADIATION	5.5 E7	1.29 E8	85	8, P27-III	TEST & ANAL.		REMARKS:
AGING	40 YRS.	40 YRS.	N/A	8	TEST		

DEFICIENCY RESOLUTION:

PREPARED BY: FMV DATE: 06/01/83 REVISION DATE: 02/27/84

FACILITY: LGS UNIT: 1 DOCKET: 50-352 EQRR: 27

REVIEWED BY: WJB DATE: 04/12/84

SYSTEM: CLASS 1E POWER INTERFACES

ACCY: SPEC: N/A
DEMON: N/A
REF: N/A

LOCATION: PRI CONT/ZONE 5

PLANT ID: 10JX103B

RACK/PANEL: N/A

COMPONENT: ELECTRICAL PENETRATION

MODEL NO.: N/A

ASSOC COMP: N/A
ASSOC COMP: N/A

ASSOC M/N: N/A
ASSOC M/N: N/A

ASSOC. DWG: LOC: M-0225
P&ID: N/A
ELEC: E-1193

MANUFACTU: CONAX

SERIAL NO: N/A

ASSOC MANF: N/A
ASSOC MANF: N/A

ASSOC S/N: N/A
ASSOC S/N: N/A

SERVICE: THERMOCOUPLES AND LOW LEVEL SIGNALS.

P.O. NO: E-40

FUNCTION: PROVIDES POWER TO EQUIPMENT AND/OR TRANSMITS SIGNALS FROM INSTRUMENTS INSIDE PRIMARY CONTAINMENT AND PROVIDES A PRESSURE BARRIER BETWEEN PRIMARY AND SECONDARY CONTAINMENT.

SUBMERGENCE: N/A

CHEMICAL SPRAY: YES

PARAMETER	ENVIRONMENT		DOCUMENTATION REFERENCE		QUALIFICATION	OUTSTANDING ITEMS	INTERFACES:
	SPECIFICATION	QUALIFICATION	SPECIFICATION	QUALIFICATION	METHOD		CONNECTORS:REF. 8 SPLICES:REF. 8
OPERATING TIME	180 DAYS	180 DAYS	78	8	TEST		
TEMPERATURE (F)	330	375	85	8	TEST		MAINTENANCE REQUIREMENTS: NONE
PRESSURE (PSIA)	58.7	74.7	85	8	TEST		
RELATIVE HUMIDITY (%)	100	100	85	8	TEST		
RADIATION	5.5 E7	1.29 E8	85	8, P27-III	TEST & ANAL.		REMARKS:
AGING	40 YRS.	40 YRS.	N/A	8	TEST		

DEFICIENCY RESOLUTION:

PREPARED BY: RDC DATE: 04/17/84 REVISION DATE: 04/17/84

FACILITY: LGS UNIT: 1 DOCKET: 50-352 EQRR: 27

REVIEWED BY: FMV DATE: 04/17/84

SYSTEM: CLASS 1E POWER INTERFACES

ACCY: SPEC: N/A
DEMON: N/A
REF: N/A

LOCATION: PRI CONT/ZONE 2

PLANT ID: 10JX104A

RACK/PANEL: N/A

COMPONENT: ELECTRICAL PENETRATION
ASSOC COMP: N/A
ASSOC COMP: N/A

MODEL NO.: N/A
ASSOC M/N: N/A
ASSOC M/N: N/A

ASSOC. DWG: LOC: M-0235
P&ID: N/A
ELEC: E-1198

MANUFACTU: CONAX
ASSOC MANF: N/A
ASSOC MANF: N/A

SERIAL NO: N/A
ASSOC S/N: N/A
ASSOC S/N: N/A

SERVICE: CONTROL ROD DRIVE POSITION.

P.O. NO: E-40

FUNCTION: PROVIDES POWER TO EQUIPMENT AND/OR TRANSMITS SIGNALS FROM INSTRUMENTS INSIDE PRIMARY CONTAINMENT AND PROVIDES A PRESSURE BARRIER BETWEEN PRIMARY AND SECONDARY CONTAINMENT.

SUBMERGENCE: N/A

CHEMICAL SP ..: YES

PARAMETER	ENVIRONMENT		DOCUMENTATION REFERENCE		QUALIFICATION	OUTSTANDING ITEMS	INTERFACES:
	SPECIFICATION	QUALIFICATION	SPECIFICATION	QUALIFICATION	METHOD		CONNECTORS:REF. 8 SPLICES:REF. 8
OPERATING TIME	180 DAYS	180 DAYS	78	8	TEST		
TEMPERATURE (F)	330	375	85	8	TEST		MAINTENANCE REQUIREMENTS: NONE
PRESSURE (PSIA)	58.7	74.7	85	8	TEST		
RELATIVE HUMIDITY (%)	100	100	85	8	TEST		
RADIATION	6.39 E7	1.29 E8	85	3, P27-III	TEST & ANAL.		REMARKS:
AGING	40 YRS.	40 YRS.	N/A	8	TEST		

DEFICIENCY RESOLUTION:

PREPARED BY: RDC DATE: 04/17/84 REVISION DATE: 04/17/84

FACILITY: LGS UNIT: 1 DOCKET: 50-352 EQRR: 27

REVIEWED BY: FMV DATE: 04/17/84

SYSTEM: CLASS 1E POWER INTERFACES

PLANT ID: 10JX104B

COMPONENT: ELECTRICAL PENETRATION
ASSOC COMP: N/A
ASSOC COMP: N/A

MANUFACTU: CONAX
ASSOC MANF: N/A
ASSOC MANF: N/A

SERVICE: CONTROL ROD DRIVE POSITION.

FUNCTION: PROVIDES POWER TO EQUIPMENT AND/OR TRANSMITS SIGNALS FROM INSTRUMENTS INSIDE PRIMARY CONTAINMENT AND PROVIDES A PRESSURE BARRIER BETWEEN PRIMARY AND SECONDARY CONTAINMENT.

ACCY: SPEC: N/A
DEMON: N/A
REF: N/A

MODEL NO.: N/A
ASSOC M/N: N/A
ASSOC M/N: N/A

SERIAL NO: N/A
ASSOC S/N: N/A
ASSOC S/N: N/A

LOCATION: PRI CONT/ZONE 2

RACK/PANEL: N/A

ASSOC. DWG: LOC: M-0235
P&ID: N/A
ELEC: E-1198

P.O. NO: E-40

SUBMERGENCE: N/A

CHEMICAL SPRAY: YES

PARAMETER	ENVIRONMENT		DOCUMENTATION REFERENCE		QUALIFICATION	OUTSTANDING ITEMS	INTERFACES:
	SPECIFICATION	QUALIFICATION	SPECIFICATION	QUALIFICATION	METHOD		CONNECTORS:REF. 8 SPLICES:REF. 8
OPERATING TIME	180 DAYS	180 DAYS	78	8	TEST		
TEMPERATURE (F)	330	375	85	8	TEST		MAINTENANCE REQUIREMENTS: NONE
PRESSURE (PSIA)	58.7	74.7	85	8	TEST		
RELATIVE HUMIDITY (%)	100	100	85	8	TEST		
RADIATION	6.39 E7	1.29 E8	85	8, P27-III	TEST & ANAL.		REMARKS:
AGING	40 YRS.	40 YRS.	N/A	8	TEST		

DEFICIENCY RESOLUTION:

PREPARED BY: RDC DATE: 04/17/84 REVISION DATE: 04/17/84

FACILITY: LGS UNIT: 1 DOCKET: 50-352 EQRR: 27

REVIEWED BY: FMV DATE: 04/17/84

SYSTEM: CLASS 1E POWER INTERFACES

ACCY: SPEC: N/A
DEMON: N/A
REF: N/A

LOCATION: PRI CONT/ZONE 2

PLANT ID: 10JX104C

RACK/PANEL: N/A

COMPONENT: ELECTRICAL PENETRATION
ASSOC COMP: N/A
ASSOC COMP: N/A

MODEL NO.: N/A
ASSOC M/N: N/A
ASSOC M/N: N/A

ASSOC. DWG: LOC: M-0235
P&ID: N/A
ELEC: E-1198

MANUFACTU: CONAX
ASSOC MANF: N/A
ASSOC MANF: N/A

SERIAL NO: N/A
ASSOC S/N: N/A
ASSOC S/N: N/A

SERVICE: CONTROL ROD DRIVE POSITION.

P.O. NO: E-40

FUNCTION: PROVIDES POWER TO EQUIPMENT AND/OR TRANSMITS SIGNALS FROM INSTRUMENTS INSIDE PRIMARY CONTAINMENT AND PROVIDES A PRESSURE BARRIER BETWEEN PRIMARY AND SECONDARY CONTAINMENT.

SUBMERGENCE: N/A

CHEMICAL SPRAY: YES

PARAMETER	ENVIRONMENT		DOCUMENTATION REFERENCE		QUALIFICATION	OUTSTANDING ITEMS	INTERFACES:
	SPECIFICATION	QUALIFICATION	SPECIFICATION	QUALIFICATION	METHOD		CONNECTORS:REF. 8 SPLICES:REF. 8
OPERATING TIME	180 DAYS	180 DAYS	78	8	TEST		
TEMPERATURE (F)	330	375	85	8	TEST		MAINTENANCE REQUIREMENTS: NONE
PRESSURE (PSIA)	58.7	74.7	85	8	TEST		
RELATIVE HUMIDITY (%)	100	100	85	8	TEST		
RADIATION	6.39 E7	1.29 E8	85	8, P27-III	TEST & ANAL.		REMARKS:
AGING	40 YRS.	40 YRS.	N/A	8	TEST		

DEFICIENCY RESOLUTION:

PREPARED BY: RDC DATE: 04/17/84 REVISION DATE: 04/17/84

FACILITY: LGS UNIT: 1 DOCKET: 50-352 EQRR: 27

REVIEWED BY: FMV DATE: 04/17/84

SYSTEM: CLASS 1E POWER INTERFACES

ACCY: SPEC: N/A
DEMON: N/A
REF: N/A

LOCATION: PRI CONT/ZONE 2

PLANT ID: 10JX104D

RACK/PANEL: N/A

COMPONENT: ELECTRICAL PENETRATION

MODEL NO.: N/A

ASSOC COMP: N/A

ASSOC M/N: N/A

ASSOC. DWG: LOC: M-0235
P&ID: N/A
ELEC: E-1198

ASSOC COMP: N/A

ASSOC M/N: N/A

MANUFACTU: CONAX

SERIAL NO: N/A

ASSOC MANF: N/A

ASSOC S/N: N/A

ASSOC MANF: N/A

ASSOC S/N: N/A

SERVICE: CONTROL ROD DRIVE POSITION.

P.O. NO: E-40

FUNCTION: PROVIDES POWER TO EQUIPMENT AND/OR TRANSMITS SIGNALS FROM INSTRUMENTS INSIDE PRIMARY CONTAINMENT AND PROVIDES A PRESSURE BARRIER BETWEEN PRIMARY AND SECONDARY CONTAINMENT.

SUBMERGENCE: N/A

CHEMICAL SPRAY: YES

PARAMETER	ENVIRONMENT		DOCUMENTATION REFERENCE		QUALIFICATION	OUTSTANDING ITEMS	INTERFACES:
	SPECIFICATION	QUALIFICATION	SPECIFICATION	QUALIFICATION	METHOD		CONNECTORS:REF. 8 SPLICES:REF. 8
OPERATING TIME	180 DAYS	180 DAYS	78	8	TEST		
TEMPERATURE (F)	330	375	85	8	TEST		MAINTENANCE REQUIREMENTS: NONE
PRESSURE (PSIA)	58.7	74.7	85	8	TEST		
RELATIVE HUMIDITY (%)	100	100	85	8	TEST		
RADIATION	6.39 E7	1.29 E8	85	8, P27-III	TEST & ANAL.		REMARKS:
AGING	40 YRS.	40 YRS.	N/A	8	TEST		

DEFICIENCY RESOLUTION:

PREPARED BY: RDC DATE: 04/17/84 REVISION DATE: 04/17/84

FACILITY: LGS UNIT: 1 DOCKET: 50-352 EQRR: 27

REVIEWED BY: FMV DATE: 04/17/84

SYSTEM: CLASS 1E POWER INTERFACES

PLANT ID: 10JX105A

COMPONENT: ELECTRICAL PENETRATION
ASSOC COMP: N/A
ASSOC COMP: N/A

MANUFACTU: CONAX
ASSOC MANF: N/A
ASSOC MANF: N/A

SERVICE: LOW VOLTAGE POWER AND CONTROL.

FUNCTION: PROVIDES POWER TO EQUIPMENT AND/OR TRANSMITS SIGNALS FROM INSTRUMENTS INSIDE PRIMARY CONTAINMENT AND PROVIDES A PRESSURE BARRIER BETWEEN PRIMARY AND SECONDARY CONTAINMENT.

ACCY: SPEC: N/A
DEMON: N/A
REF: N/A

MODEL NO.: N/A
ASSOC M/N: N/A
ASSOC M/N: N/A

SERIAL NO: N/A
ASSOC S/N: N/A
ASSOC S/N: N/A

LOCATION: PRI CONT/ZONE 2

RACK/PANEL: N/A

ASSOC. DWG: LOC: M-0235
P&ID: N/A
ELEC: E-1196

P.O. NO: E-40

SUBMERGENCE: N/A

CHEMICAL SPRAY: YES

PARAMETER	ENVIRONMENT		DOCUMENTATION REFERENCE		QUALIFICATION	OUTSTANDING ITEMS	INTERFACES:
	SPECIFICATION	QUALIFICATION	SPECIFICATION	QUALIFICATION	METHOD		CONNECTORS:REF. 8 SPLICES:REF. 8
OPERATING TIME	180 DAYS	180 DAYS	78	8	TEST		
TEMPERATURE (F)	330	375	85	8	TEST		MAINTENANCE REQUIREMENTS: NONE
PRESSURE (PSIA)	58.7	74.7	85	8	TEST		
RELATIVE HUMIDITY (%)	100	100	85	8	TEST		
RADIATION	6.39 E7	1.29 E8	85	8, P27-III	TEST & ANAL.		REMARKS:
AGING	40 YRS.	40 YRS.	N/A	8	TEST		

DEFICIENCY RESOLUTION:

PREPARED BY: RDC DATE: 04/17/84 REVISION DATE: 04/17/84

FACILITY: LGS UNIT: 1 DOCKET: 50-352 EQRR: 27

REVIEWED BY: FMV DATE: 04/17/84

SYSTEM: CLASS 1E POWER INTERFACES

PLANT ID: 10JX105B

COMPONENT: ELECTRICAL PENETRATION
ASSOC COMP: N/A
ASSOC COMP: N/A

MANUFACTU: CONAX
ASSOC MANF: N/A
ASSOC MANF: N/A

SERVICE: LOW VOLTAGE POWER AND CONTROL.

FUNCTION: PROVIDES POWER TO EQUIPMENT AND/OR TRANSMITS SIGNALS FROM INSTRUMENTS INSIDE PRIMARY CONTAINMENT AND PROVIDES A PRESSURE BARRIER BETWEEN PRIMARY AND SECONDARY CONTAINMENT.

ACCY: SPEC: N/A
DEMON: N/A
REF: N/A

MODEL NO.: N/A
ASSOC M/N: N/A
ASSOC M/N: N/A

SERIAL NO: N/A
ASSOC S/N: N/A
ASSOC S/N: N/A

LOCATION: PRI CONT/ZONE 2

RACK/PANEL: N/A

ASSOC. DWG: LOC: M-0235
P&ID: N/A
ELEC: E-1196

P.O. NO: E-40

SUBMERGENCE: N/A

CHEMICAL SPRAY: YES

PARAMETER	ENVIRONMENT		DOCUMENTATION REFERENCE		QUALIFICATION	OUTSTANDING ITEMS	INTERFACES:
	SPECIFICATION	QUALIFICATION	SPECIFICATION	QUALIFICATION	METHOD		CONNECTORS:REF. 8 SPLICES:REF. 8
OPERATING TIME	180 DAYS	180 DAYS	78	8	TEST		
TEMPERATURE (F)	330	375	85	8	TEST		MAINTENANCE REQUIREMENTS: NONE
PRESSURE (PSIA)	58.7	74.7	85	8	TEST		
RELATIVE HUMIDITY (%)	100	100	85	8	TEST		
RADIATION	6.39 E7	1.29 E8	85	8, P27-III	TEST & ANAL.		REMARKS:
AGING	40 YRS.	40 YRS.	N/A	8	TEST		

DEFICIENCY RESOLUTION:

PREPARED BY: FMV DATE: 06/01/83 REVISION DATE: 02/27/84

FACILITY: LGS UNIT: 1 DOCKET: 50-352 EQRR: 27

REVIEWED BY: WJB DATE: 04/12/84

SYSTEM: CLASS 1E POWER INTERFACES

PLANT ID: 10JX105C

ACCY: SPEC: N/A
DEMON: N/A
REF: N/A

LOCATION: PRI CONT/ZONE 5

RACK/PANEL: N/A

COMPONENT: ELECTRICAL PENETRATION
ASSOC COMP: N/A
ASSOC COMP: N/A

MODEL NO.: N/A
ASSOC M/N: N/A
ASSOC M/N: N/A

ASSOC. DWG: LOC: M-0225
P&ID: N/A
ELEC: E-1193

MANUFACTU: CONAX
ASSOC MANF: N/A
ASSOC MANF: N/A

SERIAL NO: N/A
ASSOC S/N: N/A
ASSOC S/N: N/A

SERVICE: LOW VOLTAGE POWER AND CONTROL.

P.O. NO: E-40

FUNCTION: PROVIDES POWER TO EQUIPMENT AND/OR TRANSMITS SIGNALS FROM INSTRUMENTS INSIDE PRIMARY CONTAINMENT AND PROVIDES A PRESSURE BARRIER BETWEEN PRIMARY AND SECONDARY CONTAINMENT.

SUBMERGENCE: N/A

CHEMICAL SPRAY: YES

PARAMETER	ENVIRONMENT		DOCUMENTATION REFERENCE		QUALIFICATION	OUTSTANDING ITEMS	INTERFACES:
	SPECIFICATION	QUALIFICATION	SPECIFICATION	QUALIFICATION	METHOD		CONNECTORS:REF. 8 SPLICES:REF. 8
OPERATING TIME	180 DAYS	180 DAYS	78	8	TEST		
TEMPERATURE (F)	330	375	85	8	TEST		MAINTENANCE REQUIREMENTS: NONE
PRESSURE (PSIA)	58.7	74.7	85	8	TEST		
RELATIVE HUMIDITY (%)	100	100	85	8	TEST		
RADIATION	5.5 E7	1.29 E8	85	8, P27-III	TEST & ANAL.		REMARKS:
AGING	40 YRS.	40 YRS.	N/A	8	TEST		

DEFICIENCY RESOLUTION:

PREPARED BY: FMV DATE: 06/01/83 REVISION DATE: 02/27/84

FACILITY: LGS UNIT: 1 DOCKET: 50-352 EQRR: 27

REVIEWED BY: WJB DATE: 04/12/84

SYSTEM: CLASS 1E POWER INTERFACES

PLANT ID: 10JX105D

COMPONENT: ELECTRICAL PENETRATION
ASSOC COMP: N/A
ASSOC COMP: N/A

MANUFACTU: CONAX
ASSOC MANF: N/A
ASSOC MANF: N/A

SERVICE: LOW VOLTAGE POWER AND CONTROL.

FUNCTION: PROVIDES POWER TO EQUIPMENT AND/OR TRANSMITS SIGNALS FROM INSTRUMENTS INSIDE PRIMARY CONTAINMENT AND PROVIDES A PRESSURE BARRIER BETWEEN PRIMARY AND SECONDARY CONTAINMENT.

ACCY: SPEC: N/A
DEMON: N/A
REF: N/A

MODEL NO.: N/A
ASSOC M/N: N/A
ASSOC M/N: N/A

SERIAL NO: N/A
ASSOC S/N: N/A
ASSOC S/N: N/A

LOCATION: PRI CONT/ZONE 5

RACK/PANEL: N/A

ASSOC. DWG: LOC: M-0225
P&ID: N/A
ELEC: E-1193

P.O. NO: E-40

SUBMERGENCE: N/A

CHEMICAL SPRAY: YES

PARAMETER	ENVIRONMENT		DOCUMENTATION REFERENCE		QUALIFICATION	OUTSTANDING ITEMS	INTERFACES:
	SPECIFICATION	QUALIFICATION	SPECIFICATION	QUALIFICATION	METHOD		CONNECTORS:REF. 8 SPLICES:REF. 8
OPERATING TIME	180 DAYS	180 DAYS	78	8	TEST		
TEMPERATURE (F)	330	375	85	8	TEST		MAINTENANCE REQUIREMENTS: NONE
PRESSURE (PSIA)	58.7	74.7	85	8	TEST		
RELATIVE HUMIDITY (%)	100	100	85	8	TEST		
RADIATION	5.5 E7	1.29 E8	85	8, P27-III	TEST & ANAL.		REMARKS:
AGING	40 YRS.	40 YRS.	N/A	8	TEST		

DEFICIENCY RESOLUTION:

PREPARED BY: FMV DATE: 06/01/83 REVISION DATE: 02/27/84

FACILITY: LGS UNIT: 1 DOCKET: 50-352 EQRR: 27

REVIEWED BY: WJB DATE: 04/12/84

SYSTEM: CLASS 1E POWER INTERFACES

PLANT ID: 10JX105E

COMPONENT: ELECTRICAL PENETRATION
ASSOC COMP: N/A
ASSOC COMP: N/A

MANUFACTU: CONAX
ASSOC MANF: N/A
ASSOC MANF: N/A

SERVICE: LOW VOLTAGE POWER AND CONTROL.

FUNCTION: PROVIDES POWER TO EQUIPMENT AND/OR TRANSMITS SIGNALS FROM INSTRUMENTS INSIDE PRIMARY CONTAINMENT AND PROVIDES A PRESSURE BARRIER BETWEEN PRIMARY AND SECONDARY CONTAINMENT.

ACCY:SPEC: N/A
DEMON: N/A
REF: N/A

MODEL NO.: N/A
ASSOC M/N: N/A
ASSOC M/N: N/A

SERIAL NO: N/A
ASSOC S/N: N/A
ASSOC S/N: N/A

LOCATION: PRI CONT/ZONE 5

RACK/PANEL: N/A

ASSOC. DWG: LOC: M-0235
P&ID: N/A
ELEC: E-1196

P.O. NO: E-40

SUBMERGENCE: N/A

CHEMICAL SPRAY: YES

PARAMETER	ENVIRONMENT		DOCUMENTATION REFERENCE		QUALIFICATION	OUTSTANDING ITEMS	INTERFACES:
	SPECIFICATION	QUALIFICATION	SPECIFICATION	QUALIFICATION	METHOD		CONNECTORS:REF. 8 SPLICES:REF. 9
OPERATING TIME	180 DAYS	180 DAYS	78	8	TEST		
TEMPERATURE (F)	330	375	85	8	TEST		MAINTENANCE REQUIREMENTS: NONE
PRESSURE (PSIA)	58.7	74.7	85	8	TEST		
RELATIVE HUMIDITY (%)	100	100	85	8	TEST		
RADIATION	5.5 E7	1.29 E8	85	8, P27-III	TEST & ANAL.		REMARKS:
AGING	40 YRS.	40 YRS.	N/A	8	TEST		

DEFICIENCY RESOLUTION

PREPARED BY: FMV DATE: 06/01/83 REVISION DATE: 02/27/84

FACILITY: LGS UNIT: 1 DOCKET: 50-352 EQRR: 27

REVIEWED BY: WJB DATE: 04/12/84

SYSTEM: CLASS 1E POWER INTERFACES

ACCY: SPEC: N/A
DEMON: N/A
REF: N/A

LOCATION: PRI CONT/ZONE 5

PLANT ID: 10JX106A

RACK/PANEL: N/A

COMPONENT: ELECTRICAL PENETRATION

MODEL NO.: N/A

ASSOC COMP: N/A

ASSOC M/N: N/A

ASSOC. DWG: LOC: M-0225
P&ID: N/A
ELEC: E-1193

ASSOC COMP: N/A

ASSOC M/N: N/A

MANUFACTU: CONAX

SERIAL NO: N/A

ASSOC MANF: N/A

ASSOC S/N: N/A

ASSOC MANF: N/A

ASSOC S/N: N/A

SERVICE: LOW VOLTAGE POWER AND CONTROL.

P.O. NO: E-40

FUNCTION: PROVIDES POWER TO EQUIPMENT AND/OR TRANSMITS SIGNALS FROM INSTRUMENTS INSIDE PRIMARY CONTAINMENT AND PROVIDES A PRESSURE BARRIER BETWEEN PRIMARY AND SECONDARY CONTAINMENT.

SUBMERGENCE: N/A

CHEMICAL SPRAY: YES

PARAMETER	ENVIRONMENT		DOCUMENTATION REFERENCE		QUALIFICATION	OUTSTANDING ITEMS	INTERFACES:
	SPECIFICATION	QUALIFICATION	SPECIFICATION	QUALIFICATION	METHOD		CONNECTORS:REF. 8 SPLICES:REF. 8
OPERATING TIME	180 DAYS	180 DAYS	78	8	TEST		
TEMPERATURE (F)	330	375	85	8	TEST		MAINTENANCE REQUIREMENTS: NONE
PRESSURE (PSIA)	58.7	74.7	85	8	TEST		
RELATIVE HUMIDITY (%)	100	100	85	8	TEST		
RADIATION	5.5 E7	1.29 8	85	8, P27-III	TEST & ANAL.		REMARKS:
AGING	40 YRS.	40 YRS.	N/A	8	TEST		

DEFICIENCY RESOLUTION:

PREPARED BY: FMV DATE: 06/01/83 REVISION DATE: 02/27/84

FACILITY: LGS UNIT: 1 DOCKET: 50-352 EQRR: 27

REVIEWED BY: WJB DATE: 04/12/84

SYSTEM: CLASS 1E POWER INTERFACES

ACCY: SPEC: N/A
DEMON: N/A
REF: N/A

LOCATION: PRI CONT/ZONE 5

PLANT ID: 10JX106B

RACK/PANEL: N/A

COMPONENT: ELECTRICAL PENETRATION
ASSOC COMP: N/A
ASSOC COMP: N/A

MODEL NO.: N/A
ASSOC M/N: N/A
ASSOC M/N: N/A

ASSOC. DWG: LOC: M-0225
P&ID: N/A
ELEC: E-1193

MANUFACTU: CONAX
ASSOC MANF: N/A
ASSOC MANF: N/A

SERIAL NO: N/A
ASSOC S/N: N/A
ASSOC S/N: N/A

SERVICE: LOW VOLTAGE POWER AND CONTROL.

P.O. NO: E-40

FUNCTION: PROVIDES POWER TO EQUIPMENT AND/OR TRANSMITS SIGNALS FROM INSTRUMENTS INSIDE PRIMARY CONTAINMENT AND PROVIDES A PRESSURE BARRIER BETWEEN PRIMARY AND SECONDARY CONTAINMENT.

SUBMERGENCE: N/A

CHEMICAL SPRAY: YES

PARAMETER	ENVIRONMENT		DOCUMENTATION REFERENCE		QUALIFICATION	OUTSTANDING ITEMS	INTERFACES:
	SPECIFICATION	QUALIFICATION	SPECIFICATION	QUALIFICATION	METHOD		CONNECTORS:REF. 8 SPLICES:REF. 8
OPERATING TIME	180 DAYS	180 DAYS	78	8	TEST		
TEMPERATURE (F)	330	375	85	8	TEST		MAINTENANCE REQUIREMENTS: NONE
PRESSURE (PSIA)	58.7	74.7	85	8	TEST		
RELATIVE HUMIDITY (%)	100	100	85	8	TEST		
RADIATION	5.5 E7	1.29 E8	85	8, P27-III	TEST & ANAL.		REMARKS:
AGING	40 YRS.	40 YRS.	N/A	8	TEST		

DEFICIENCY RESOLUTION:

PREPARED BY: FMV DATE: 06/01/83 REVISION DATE: 02/27/84

FACILITY: LGS UNIT: 1 DOCKET: 50-352 EQRR: 27

REVIEWED BY: WJB DATE: 04/12/84

SYSTEM: CLASS 1E POWER INTERFACES

ACCY: SPEC: N/A
DEMON: N/A
REF: N/A

LOCATION: PRI CONT/ZONE 5

PLANT ID: 10JX106C

RACK/PANEL: N/A

COMPONENT: ELECTRICAL PENETRATION
ASSOC COMP: N/A
ASSOC COMP: N/A

MODEL NO.: N/A
ASSOC M/N: N/A
ASSOC M/N: N/A

ASSOC. DWG: LOC: M-0225
P&ID: N/A
ELEC: E-1193

MANUFACTU: CONAX
ASSOC MANF: N/A
ASSOC MANF: N/A

SERIAL NO: N/A
ASSOC S/N: N/A
ASSOC S/N: N/A

SERVICE: LOW VOLTAGE POWER AND CONTROL.

P.O. NO: E-40

FUNCTION: PROVIDES POWER TO EQUIPMENT AND/OR TRANSMITS SIGNALS FROM INSTRUMENTS INSIDE PRIMARY CONTAINMENT AND PROVIDES A PRESSURE BARRIER BETWEEN PRIMARY AND SECONDARY CONTAINMENT.

SUBMERGENCE: N/A

CHEMICAL SPRAY: YES

PARAMETER	ENVIRONMENT		DOCUMENTATION REFERENCE		QUALIFICATION	OUTSTANDING ITEMS	INTERFACES:
	SPECIFICATION	QUALIFICATION	SPECIFICATION	QUALIFICATION	METHOD		CONNECTORS:REF. 8 SPLICES:REF. 8
OPERATING TIME	180 DAYS	180 DAYS	78	8	TEST		
TEMPERATURE (F)	330	375	85	8	TEST		MAINTENANCE REQUIREMENTS: NONE
PRESSURE (PSIA)	58.7	74.7	85	8	TEST		
RELATIVE HUMIDITY (%)	100	100	85	8	TEST		
RADIATION	5.5 E7	1.29 E8	85	8, P27-III	TEST & ANAL.		REMARKS:
AGING	40 YRS.	40 YRS.	N/A	8	TEST		

DEFICIENCY RESOLUTION:

PREPARED BY: FMV DATE: 06/01/83 REVISION DATE: 02/27/84

FACILITY: LGS UNIT: 1 DOCKET: 50-352 EQRR: 27

REVIEWED BY: WJB DATE: 04/12/84

SYSTEM: CLASS 1E POWER INTERFACES

PLANT ID: 10JX222

COMPONENT: ELECTRICAL PENETRATION

ASSOC COMP: N/A

ASSOC COMP: N/A

MANUFACTU: CONAX

ASSOC MANF: N/A

ASSOC MANF: N/A

SERVICE: LOW VOLTAGE POWER, CONTROL AND INSTRUMENTATION.

FUNCTION: PROVIDES POWER TO EQUIPMENT AND/OR TRANSMITS SIGNALS FROM INSTRUMENTS INSIDE PRIMARY CONTAINMENT AND PROVIDES A PRESSURE BARRIER BETWEEN PRIMARY AND SECONDARY CONTAINMENT.

ACCY:SPEC: N/A
DEMON: N/A
REF: N/A

MODEL NO.: N/A
ASSOC M/N: N/A
ASSOC M/N: N/A

SERIAL NO: N/A
ASSOC S/N: N/A
ASSOC S/N: N/A

LOCATION: PRI CONT/ZONE 6

RACK/PANEL: N/A

ASSOC. DWG: LOC:
P&ID: N/A
ELEC: E-1189
C-278

P.O. NO: E-40

SUBMERGENCE: N/A

CHEMICAL SPRAY: YES

PARAMETER	ENVIRONMENT		DOCUMENTATION REFERENCE		QUALIFICATION	OUTSTANDING ITEMS	INTERFACES:
	SPECIFICATION	QUALIFICATION	SPECIFICATION	QUALIFICATION	METHOD		CONNECTORS:REF. 8 SPLICES:REF. 8
OPERATING TIME	180 DAYS	180 DAYS	78	8	TEST		
TEMPERATURE (F)	330	375	85	8	TEST		MAINTENANCE REQUIREMENTS: NONE
PRESSURE (PSIA)	58.7	74.7	85	8	TEST		
RELATIVE HUMIDITY (%)	100	100	85	8	TEST		
RADIATION	4.96 E7	1.29 E8	85	8, P27-III	TEST & ANAL.		REMARKS:
AGING	40 YRS.	40 YRS.	N/A	8	TEST		

DEFICIENCY RESOLUTION:

PREPARED BY: FMV DATE: 06/01/83 REVISION DATE: 02/27/84

FACILITY: LGS UNIT: 1 DOCKET: 50-352 EQRR: 27

REVIEWED BY: WJB DATE: 04/12/84

SYSTEM: CLASS 1E POWER INTERFACES

ACCY: SPEC: N/A
DEMON: N/A
REF: N/A

LOCATION: PRI CONT/ZONE 6

PLANT ID: 10JX230A

RACK/PANEL: N/A

COMPONENT: ELECTRICAL PENETRATION

MODEL NO.: N/A

ASSOC COMP: N/A

ASSOC M/N: N/A

ASSOC. DWG: LOC:
P&ID: N/A
ELEC: E-1189
C-228

ASSOC COMP: N/A

ASSOC M/N: N/A

MANUFACTU: CONAX

SERIAL NO: N/A

ASSOC MANF: N/A

ASSOC S/N: N/A

ASSOC MANF: N/A

ASSOC S/N: N/A

SERVICE: LOW VOLTAGE POWER, CONTROL AND INSTRUMENTATION.

P.O. NO: E-40

FUNCTION: PROVIDES POWER TO EQUIPMENT AND/OR TRANSMITS SIGNALS FROM INSTRUMENTS INSIDE PRIMARY CONTAINMENT AND PROVIDES A PRESSURE BARRIER BETWEEN PRIMARY AND SECONDARY CONTAINMENT.

SUBMERGENCE: N/A

CHEMICAL SPRAY: YES

PARAMETER	ENVIRONMENT		DOCUMENTATION REFERENCE		QUALIFICATION	OUTSTANDING ITEMS	INTERFACES:
	SPECIFICATION	QUALIFICATION	SPECIFICATION	QUALIFICATION	METHOD		CONNECTORS:REF. 8 SPLICES:REF. 8
OPERATING TIME	180 DAYS	180 DAYS	78	8	TEST		
TEMPERATURE (F)	330	375	85	8	TEST		MAINTENANCE REQUIREMENTS: NONE
PRESSURE (PSIA)	58.7	74.7	85	8	TEST		
RELATIVE HUMIDITY (%)	100	100	85	8	TEST		
RADIATION	4.96 E7	1.29 E8	85	8, P27-III	TEST & ANAL.		REMARKS:
AGING	40 YRS.	40 YRS.	N/A	8	TEST		

DEFICIENCY RESOLUTION:

PREPARED BY: RDC DATE: 04/17/84 REVISION DATE: 04/17/84

FACILITY: LGS UNIT: 1 DOCKET: 50-352 EQRR: 27

REVIEWED BY: FMV DATE: 04/17/84

SYSTEM: CLASS 1E POWER INTERFACES

PLANT ID: 10J101B

COMPONENT: ELECTRICAL PENETRATION
ASSOC COMP: N/A
ASSOC COMP: N/A

MANUFACTU: CONAX
ASSOC MANF: N/A
ASSOC MANF: N/A

SERVICE: MEDIUM VOLTAGE POWER SYSTEM.

FUNCTION: PROVIDES POWER TO EQUIPMENT AND/OR TRANSMITS SIGNALS FROM INSTRUMENTS INSIDE PRIMARY CONTAINMENT AND PROVIDES A PRESSURE BARRIER BETWEEN PRIMARY AND SECONDARY CONTAINMENT.

ACCY: SPEC: N/A
DEMON: N/A
REF: N/A

MODEL NO.: N/A
ASSOC M/N: N/A
ASSOC M/N: N/A

SERIAL NO: N/A
ASSOC S/N: N/A
ASSOC S/N: N/A

LOCATION: PRI CONT/ZONE

RACK/PANEL: N/A

ASSOC. DWG: LOC: M-0225
P&ID: N/A
ELEC: E-1193

P.O. NO: E-40

SUBMERGENCE: N/A

CHEMICAL SPRAY: YES

PARAMETER	ENVIRONMENT		DOCUMENTATION REFERENCE		QUALIFICATION	OUTSTANDING ITEMS	INTERFACES:
	SPECIFICATION	QUALIFICATION	SPECIFICATION	QUALIFICATION	METHOD		CONNECTORS:REF. 8 SPLICES:REF. 8
OPERATING TIME	180 DAYS	180 DAYS	78	8	TEST		
TEMPERATURE (F)	330	375	85	8	TEST		MAINTENANCE REQUIREMENTS: NONE
PRESSURE (PSIA)	58.7	74.7	85	8	TEST		
RELATIVE HUMIDITY (%)	100	100	85	8	TEST		
RADIATION	6.39 E7	1.29 E8	85	8, P27-III	TEST & ANAL.		REMARKS:
AGING	40 YRS.	40 YRS.	N/A	8	TEST		

DEFICIENCY RESOLUTION:

FACILITY: LGS UNIT: 1 DOCKET: 50-352 EQRR: 59

PREPARED BY: WJB DATE: 01/10/84 REVISION DATE: 01/31/84

REVIEWED BY: FMV DATE: 01/31/84

SYSTEM: CONTAINMENT ATMOSPHERIC CONTROL

ACCY: SPEC: +/-2% SCALE
DEMON: +/-2% SCALE
REF: 168

LOCATION: ROOM 519

PLANT ID: AE-57-150

RACK/PANEL: 10S205

COMPONENT: OXYGEN ANALYZER
ASSOC COMP: PUMP
ASSOC COMP: N/A

MODEL NO.: B6G-1B6C
ASSOC M/N: 1882
ASSOC M/N: N/A

ASSOC. DWG: LOC: M-0721
P&ID: M-57

MANUFACTU: CONSIP DELPHI, INC.
ASSOC MANF: N/A
ASSOC MANF: N/A

SERIAL NO:
ASSOC S/N: N/A
ASSOC S/N: N/A

SERVICE: 02 COMBUSTIBLE GAS ANALYZER.

P.O. NO: M-235

FUNCTION: ANALYZES OXYGEN CONCENTRATION IN THE PRIMARY CONTAINMENT.
REQUIRED FOR LOCA ONLY.

SUBMERGENCE: N/A

CHEMICAL SPRAY: N/A

PARAMETER	ENVIRONMENT		DOCUMENTATION REFERENCE		QUALIFICATION	OUTSTANDING ITEMS	INTERFACES:
	SPECIFICATION	QUALIFICATION	SPECIFICATION	QUALIFICATION	METHOD		
OPERATING TIME	180 DAYS	180 DAYS	78,549	115	TEST & ANAL.		
TEMPERATURE (F)	120	185	85	115	TEST		MAINTENANCE REQUIREMENTS: REFERENCE 115, APPENDIX 1.
PRESSURE (PSIA)	14.7	14.7	85	115	TEST		
RELATIVE HUMIDITY (%)	90	90	85	115	TEST		
RADIATION	5.05 E5	1.00 E6	85 (TABLE 2)	115	TEST		REMARKS:
AGING	40 YRS.	40 YRS.	N/A	115	TEST & ANAL.		

DEFICIENCY RESOLUTION:

FACILITY: LGS UNIT: 1 DOCKET: 50-352 EQRR: 59

PREPARED BY: FMV DATE: 01/30/84 REVISION DATE: 01/30/84

REVIEWED BY: WJB DATE: 01/30/84

SYSTEM: CONTAINMENT ATMOSPHERIC CONTROL

ACCY: SPEC: +-0.2%OF H2 CONC
DEMON: -0.2%OF H2 CONC
REF: 115, APD.C/P.162-P.169

LOCATION: ROOM 519

PLANT ID: AE-57-151

RACK/PANEL: 10S205

COMPONENT: HYDROGEN ANALYZER
ASSOC COMP: N/A
ASSOC COMP: N/A

MODEL NO.: B56-1B6-C
ASSOC M/N: N/A
ASSOC M/N: N/A

ASSOC. DWG: LOC: M-0721
P&ID: M-57

MANUFACTU: COMSIP DELPHI, INC.
ASSOC MANF: N/A
ASSOC MANF: N/A

SERIAL NO:
ASSOC S/N: N/A
ASSOC S/N: N/A

SERVICE: H2 COMBUSTIBLE GAS ANALYZER.

P.O. NO: M-235

FUNCTION: ANALYZES HYDROGEN CONCENTRATION IN THE PRIMARY CONTAINMENT.
REQUIRED FOR LOCA ONLY.

SUBMERGENCE: N/A

CHEMICAL SPRAY: N/A

PARAMETER	ENVIRONMENT		DOCUMENTATION REFERENCE		QUALIFICATION	OUTSTANDING ITEMS	INTERFACES:
	SPECIFICATION	QUALIFICATION	SPECIFICATION	QUALIFICATION	METHOD		
OPERATING TIME	180 DAYS	180 DAYS	78,549	115	TEST & ANAL.		
TEMPERATURE (F)	120	150	85	115	TEST		MAINTENANCE REQUIREMENTS: REFERENCE 115, APPENDIX 1.
PRESSURE (PSIA)	14.7	14.7	85	115	TEST		
RELATIVE HUMIDITY (%)	90	90	85	115	TEST		
RADIATION	5.05 E5	1.00 E6	85 (TABLE 2)	115	TEST		REMARKS:
AGING	40 YRS.	40 YRS.	N/A	115	TEST & ANAL.		

DEFICIENCY RESOLUTION:

PREPARED BY: MJB DATE: 01/10/84 REVISION DATE: 01/31/84

FACILITY: LGS UNIT: 1 DOCKET: 50-352 EQRR: 59

REVIEWED BY: FMV DATE: 01/31/84

SYSTEM: CONTAINMENT ATMOSPHERIC CONTROL

ACCY: SPEC: +/-2% SCALE
DEMON: +/-2% SCALE
REF: 168

LOCATION: ROOM 402

PLANT ID: AE-57-187

RACK/PANEL: 10S206

COMPONENT: OXYGEN ANALYZER
ASSOC COMP: PUMP
ASSOC COMP: N/A

MODEL NO.: B6G-1B6C
ASSOC M/N: 1882
ASSOC M/N: N/A

ASSOC. DWG: LOC: M-0119
P&ID: M-57

MANUFACTU: COMSIP DELPHI, INC.
ASSOC MANF: N/A
ASSOC MANF: N/A

SERIAL NO:
ASSOC S/N: N/A
ASSOC S/N: N/A

SERVICE: 02 COMBUSTIBLE GAS ANALYZER.

P.O. NO: M-235

FUNCTION: ANALYZES OXYGEN CONCENTRATION IN THE PRIMARY CONTAINMENT.
REQUIRED FOR LOCA ONLY.

SUBMERGENCE: N/A

CHEMICAL SPRAY: N/A

PARAMETER	ENVIRONMENT		DOCUMENTATION REFERENCE		QUALIFICATION	OUTSTANDING ITEMS	INTERFACES:
	SPECIFICATION	QUALIFICATION	SPECIFICATION	QUALIFICATION	METHOD		
OPERATING TIME	180 DAYS	180 DAYS	78,549	115	TEST & ANAL.		
TEMPERATURE (F)	120	185	85	115	TEST		MAINTENANCE REQUIREMENTS: REFERENCE 115, APPENDIX 1.
PRESSURE (PSIA)	14.7	14.7	85	115	TEST		
RELATIVE HUMIDITY (%)	90	90	85	115	TEST		
RADIATION	5.05 E5	1.00 E6	85 (TABLE 2)	115	TEST		REMARKS: 1. THE ACCURACY IS FOR THE OVERALL SYSTEM ACCURACY.
AGING	40 YRS.	40 YRS.	N/A	115	TEST & ANAL.		

DEFICIENCY RESOLUTION:

FACILITY: LGS UNIT: 1 DOCKET: 50-352 EQRR: 59

PREPARED BY: RDC DATE: 09/22/83 REVISION DATE: 12/28/83

REVIEWED BY: FMV DATE: 12/28/83

SYSTEM: CONTAINMENT ATMOSPHERIC CONTROL

ACCY: SPEC: +-0.2%OF H2 CONC
DEMON: -0.2%OF H2 CONC
REF: APPC/P.162-P.169

LOCATION: ROOM 519

PLANT ID: AE-57-188

RACK/PANEL: 10S206

COMPONENT: HYDROGEN ANALYZER
ASSOC COMP: N/A
ASSOC COMP: N/A

MODEL NO.: B56-1B6-C
ASSOC M/N: N/A
ASSOC M/N: N/A

ASSOC. DWG: LOC: M-0119
P&ID: M-57

MANUFACTU: COMSIP DELPHI, INC.
ASSOC MANF: N/A
ASSOC MANF: N/A

SERIAL NO:
ASSOC S/N: N/A
ASSOC S/N: N/A

SERVICE: H2 COMBUSTIBLE GAS ANALYZER.

P.O. NO: M-235

FUNCTION: ANALYZES HYDROGEN CONCENTRATION IN THE PRIMARY CONTAINMENT.
REQUIRED FOR LOCA ONLY.

SUBMERGENCE: N/A

CHEMICAL SPRAY: N/A

PARAMETER	ENVIRONMENT		DOCUMENTATION REFERENCE		QUALIFICATION	OUTSTANDING ITEMS	INTERFACES:
	SPECIFICATION	QUALIFICATION	SPECIFICATION	QUALIFICATION	METHOD		
OPERATING TIME	180 DAYS	180 DAYS	78,549	115	TEST & ANAL.		
TEMPERATURE (F)	120	150	85	115	TEST		MAINTENANCE REQUIREMENTS: REFERENCE 115, APPENDIX 1.
PRESSURE (PSIA)	14.7	14.7	85	115	TEST		
RELATIVE HUMIDITY (%)	90	90	85	115	TEST		
RADIATION	5.05 E5	1.00 E6	85 (TABLE 2)	115	TEST		REMARKS: 1. THE ACCURACY IS FOR THE OVERALL SYSTEM ACCURACY.
AGING	40 YRS.	40 YRS.	N/A	115	TEST & ANAL.		

DEFICIENCY RESOLUTION:

FACILITY: LGS UNIT: 1 DOCKET: 50-352 EQRR: 59
PREPARED BY: WJB DATE: 01/10/84 REVISION DATE: 01/10/84
REVIEWED BY: FMV DATE: 01/10/84

SYSTEM: CONTAINMENT ATMOSPHERIC CONTROL
ACCY: SPEC: +/-2% SCALE
DEMON: +/-2% SCALE
REF: 168
LOCATION: ROOM 519

PLANT ID: AIT-57-150
RACK/PANEL: 10S205

COMPONENT: ANALYSIS INDICATION TRANSMITTER
MODEL NO.: B6G-1B6-C
ASSOC COMP: N/A
ASSOC M/N: N/A
ASSOC DWG: LOC: M-0721
ASSOC COMP: N/A
ASSOC M/N: N/A
P&ID: M-57

MANUFACTU: COMSIP DELPHI, INC.
SERIAL NO:
ASSOC MANF: N/A
ASSOC S/N: N/A
ASSOC MANF: N/A
ASSOC S/N: N/A

SERVICE: O2 COMBUSTIBLE GAS ANALYZER AE-57-150.
P.O. NO: M-235

FUNCTION: PROVIDES SIGNAL TO AY-57-150 FOR CONTROL ROOM INDICATION OF O2 CONCENTRATION IN THE PRIMARY CONTAINMENT. REQUIRED FOR LOCA ONLY.
SUBMERGENCE: N/A
CHEMICAL SPRAY: N/A

PARAMETER	ENVIRONMENT		DOCUMENTATION REFERENCE		QUALIFICATION	OUTSTANDING ITEMS	INTERFACES:
	SPECIFICATION	QUALIFICATION	SPECIFICATION	QUALIFICATION	METHOD		
OPERATING TIME	180 DAYS	180 DAYS	78,549	115	TEST & ANAL.		
TEMPERATURE (F)	120	150	85	115	TEST		MAINTENANCE REQUIREMENTS: REFERENCE 115, APPENDIX 1.
PRESSURE (PSIA)	14.7	14.7	85	115	TEST		
RELATIVE HUMIDITY (%)	90	90	85	115	TEST		
RADIATION	5.05 E5	1.00 E6	85 (TABLE 2)	115	TEST		REMARKS: 1. THE ACCURACY IS FOR THE OVERALL SYSTEM ACCURACY.
AGING	40 YRS.	40 YRS.	N/A	115	TEST & ANAL.		

DEFICIENCY RESOLUTION:

FACILITY: LGS UNIT: 1 DOCKET: 50-352 EQRR: 59
PREPARED BY: RDC DATE: 09/22/83 REVISION DATE: 12/28/83
REVIEWED BY: FMV DATE: 12/28/83

SYSTEM: CONTAINMENT ATMOSPHERIC CONTROL
ACCY: SPEC: +-0.2%OF H2 CONC
DEMON: -0.2%OF H2 CONC
REF: APPC/P.162-P.169
LOCATION: ROOM 519

PLANT ID: AIT-57-151
RACK/PANEL: 10S205

COMPONENT: ANALYSIS INDICATION TRANSMITTER
ASSOC COMP: N/A
ASSOC COMP: N/A
MODEL NO.: B56-1B6-C
ASSOC M/N: N/A
ASSOC M/N: N/A
ASSOC. DWG: LOC: M-0721
P&ID: M-57

MANUFACTU: COMSIP DELPHI, INC.
ASSOC MANF: N/A
ASSOC MANF: N/A
SERIAL NO:
ASSOC S/N: N/A
ASSOC S/N: N/A

SERVICE: H2 COMBUSTIBLE GAS ANALYZER AE-57-151.
P.O. NO: M-235

FUNCTION: PROVIDES SIGNAL TO AY-57-151 FOR CONTROL ROOM INDICATION OF H2 CONCENTRATION IN THE PRIMARY CONTAINMENT. REQUIRED FOR LOCA ONLY.
SUBMERGENCE: N/A
CHEMICAL SPRAY: N/A

PARAMETER	ENVIRONMENT		DOCUMENTATION REFERENCE		QUALIFICATION	OUTSTANDING ITEMS	INTERFACES:
	SPECIFICATION	QUALIFICATION	SPECIFICATION	QUALIFICATION	METHOD		
OPERATING TIME	180 DAYS	180 DAYS	78,549	115	TEST & ANAL.		
TEMPERATURE (F)	120	150	85	115	TEST		MAINTENANCE REQUIREMENTS: REFERENCE 115, APPENDIX 1.
PRESSURE (PSIA)	14.7	14.7	85	115	TEST		
RELATIVE HUMIDITY (%)	90	90	85	115	TEST		
RADIATION	5.05 E5	1.00 E6	85 (TABLE 2)	115	TEST		REMARKS: 1. THE ACCURACY IS FOR THE OVERALL SYSTEM ACCURACY.
AGING	40 YRS.	40 YRS.	N/A	115	TEST & ANAL.		

DEFICIENCY RESOLUTION:

FACILITY: LGS UNIT: 1 DOCKET: 50-352 EQRR: 59

PREPARED BY: WJB DATE: 01/10/84 REVISION DATE: 01/10/84

REVIEWED BY: FMV DATE: 01/10/84

SYSTEM: CONTAINMENT ATMOSPHERIC CONTROL

PLANT ID: AIT-57-187

COMPONENT: ANALYSIS INDICATION TRANSMITTER
ASSOC COMP: N/A
ASSOC COMP: N/A

MANUFACTU: COMSIP DELPHI, INC.
ASSOC MANF: N/A
ASSOC MANF: N/A

SERVICE: O2 COMBUSTIBLE GAS ANALYZER AE-57-187.

FUNCTION: PROVIDES SIGNAL TO AY-57-187 FOR CONTROL ROOM INDICATION OF O2 CONCENTRATION IN THE PRIMARY CONTAINMENT. REQUIRED FOR LOCA ONLY.

ACCY: SPEC: +/-2% SCALE
DEMON: +/-2% SCALE
REF: 168

MODEL NO.: B6G-1B6-C
ASSOC M/N: N/A
ASSOC M/N: N/A

SERIAL NO:
ASSOC S/N: N/A
ASSOC S/N: N/A

LOCATION: ROOM 402

RACK/PANEL: 10S206

ASSOC. DWG: LOC: M-0119
P&ID: M-57

P.O. NO: M-235

SUBMERGENCE: N/A

CHEMICAL SPRAY: N/A

PARAMETER	ENVIRONMENT		DOCUMENTATION REFERENCE		QUALIFICATION	OUTSTANDING ITEMS	INTERFACES:
	SPECIFICATION	QUALIFICATION	SPECIFICATION	QUALIFICATION	METHOD		
OPERATING TIME	180 DAYS	180 DAYS	78,549	115	TEST & ANAL.		
TEMPERATURE (F)	120	150	85	115	TEST		MAINTENANCE REQUIREMENTS: REFERENCE 135, APPENDIX 1.
PRESSURE (PSIA)	14.7	14.7	85	115	TEST		
RELATIVE HUMIDITY (%)	90	90	85	115	TEST		
RADIATION	5.05 E5	1.00 E6	85 (TABLE 2)	115	TEST		REMARKS: 1. THE ACCURACY IS FOR THE OVERALL SYSTEM ACCURACY.
AGING	40 YRS.	40 YRS.	N/A	115	TEST & ANAL.		

DEFICIENCY RESOLUTION:

FACILITY: LGS UNIT: 1 DOCKET: 50-352 EQRR: 59
PREPARED BY: RDC DATE: 09/22/83 REVISION DATE: 12/28/83
REVIEWED BY: FMV DATE: 12/28/83

SYSTEM: CONTAINMENT ATMOSPHERIC CONTROL
ACCY: SPEC: +-0.2%OF H2 CONC
DEMON: -0.2%OF H2 CONC
REF: 115, APPC/P.162-P.169
LOCATION: ROOM 402

PLANT ID: AIT-57-188
RACK/PANEL: 10S206

COMPONENT: ANALYSIS INDICATION TRANSMITTER
MODEL NO.: B56-1B6-C
ASSOC COMP: N/A
ASSOC M/N: N/A
ASSOC. DWG: LOC: M-0119
ASSOC COMP: N/A
ASSOC M/N: N/A
P&ID: M-57

MANUFACTU: COMSIP DELPHI, INC.
SERIAL NO:
ASSOC MANF: N/A
ASSOC S/N: N/A
ASSOC MANF: N/A
ASSOC S/N: N/A

SERVICE: H2 COMBUSTIBLE GAS ANALYZER AE-57-188.
P.O. NO: M-235

FUNCTION: PROVIDES SIGNAL TO AY-57-188 FOR CONTROL ROOM INDICATION OF H2 CONCENTRATION IN THE PRIMARY CONTAINMENT. REQUIRED FOR LOCA ONLY.
SUBMERGENCE: N/A
CHEMICAL SPRAY: N/A

PARAMETER	ENVIRONMENT		DOCUMENTATION REFERENCE		QUALIFICATION	OUTSTANDING ITEMS	INTERFACES:
	SPECIFICATION	QUALIFICATION	SPECIFICATION	QUALIFICATION	METHOD		
OPERATING TIME	180 DAYS	180 DAYS	78,549	115	TEST & ANAL.		
TEMPERATURE (F)	120	150	85	115	TEST		MAINTENANCE REQUIREMENTS: REFERENCE 115, APPENDIX 1.
PRESSURE (PSIA)	14.7	14.7	85	115	TEST		
RELATIVE HUMIDITY (%)	90	90	85	115	TEST		
RADIATION	5.05 E5	1.00 E6	85 (TABLE 2)	115	TEST		REMARKS: 1. THE ACCURACY IS FOR THE OVERALL SYSTEM ACCURACY.
AGING	40 YRS.	40 YRS.	N/A	115	TEST & ANAL.		

DEFICIENCY RESOLUTION:

FACILITY: LGS UNIT: 1 DOCKET: 50-352 EQRR: 59
PREPARED BY: RDC DATE: 09/26/83 REVISION DATE: 09/26/83
REVIEWED BY: FMV DATE: 09/26/83

SYSTEM: CONTAINMENT ATMOSPHERIC CONTROL
ACCY: SPEC: N/A
DEMON: N/A
REF: N/A
LOCATION: ROOMS 402/519

PLANT ID: CABLE-59
RACK/PANEL: 10S205/10S206

COMPONENT: 600 VOLT INSTRUMENT
ASSOC COMP: H2/O2 GAS ANALYZER PANELS
ASSOC COMP: N/A
MODEL NO.: #12 & 14 ANG EPR/
ASSOC M/N: HYPALON AND #16 ANG
ASSOC M/N: SILICONE INSULATION
ASSOC. DWG: LOC: M-0721/M-0119
P&ID: M-57

MANUFACTU: BOSTON INSULATED WIRE
ASSOC MANF: COMSIP DELPHI, INC.
ASSOC MANF: N/A
SERIAL NO:
ASSOC S/N: N/A
ASSOC S/N: N/A

SERVICE: H2/O2 COMBUSTIBLE GAS ANALYZER.

P.O. NO: M-235

FUNCTION: INTERNAL PANEL WIRING.
REQUIRED FOR LOCA ONLY.

SUBMERGENCE: N/A

CHEMICAL SPRAY: N/A

PARAMETER	ENVIRONMENT		DOCUMENTATION REFERENCE		QUALIFICATION	OUTSTANDING ITEMS	INTERFACES:
	SPECIFICATION	QUALIFICATION	SPECIFICATION	QUALIFICATION	METHOD		
OPERATING TIME	180 DAYS	367 DAYS	78,549	115	TEST		
TEMPERATURE (F)	120	340	85	115	TEST		MAINTENANCE REQUIREMENTS:
PRESSURE (PSIA)	14.7	129.7	85	115	TEST		
RELATIVE HUMIDITY (%)	90	100	85	115	TEST		
RADIATION	5.05 E5	2.00 E8 G	85	115	TEST		REMARKS:
AGING	40 YRS.	40 YRS.	N/A	115	TEST & ANAL.		

DEFICIENCY RESOLUTION:

FACILITY: LGS UNIT: 1 DOCKET: 50-352 EQRR: 88
PREPARED BY: FMV DATE: 03/09/84 REVISION DATE: 03/09/84
REVIEWED BY: HJB DATE: 03/09/84

SYSTEM: CONTAINMENT ATMOSPHERIC CONTROL
ACCY: SPEC: N/A DEMON: N/A REF: N/A
LOCATION: ROOM 304
PLANT ID: HV-57-104
RACK/PANEL: N/A

COMPONENT: PILOT SOLENOID VALVE
ASSOC COMP: AIR OPERATOR
ASSOC COMP: VALVE (X-202)
MODEL NO.: NP8316E34E
ASSOC M/N: N/A
ASSOC M/N: N/A
ASSOC. DWG: LOC: M-0713 P&ID: M-57

MANUFACTU: AUTOMATIC SWITCH COMPANY
ASSOC MANF: BETTIS
ASSOC MANF: CLOW
SERIAL NO: N/A
ASSOC S/N: N/A
ASSOC S/N: N/A

SERVICE: PILOT SOLENOID FOR SUPPRESSION POOL PURGE EXHAUST ISOLATION VALVE. NORMALLY DE-ENERGIZED CLOSED.
P.O. NO: P144AC

FUNCTION: EXHAUST SUPPRESSION POOL GAS TO STANDBY GAS TPEATMENT. ISOLATES SUPPRESSION POOL UPON RV LEVEL 2 TRIP SIGNAL, HIGH DRYWELL PRESSURE, OR HIGH RADIOACTIVITY IN REACTOR ENCLOSURE OR REFUELING FLOOR VENTILATION DUCTS. CAN BE OPENED FROM CONTROL ROOM WHEN REQUIRED TO PURGE POST-LOCA LOW FLOW GAS FROM SUPPRESSION POOL. REQUIRED FOR LOCA AND ALL HELBS.
SUBMERGENCE: N/A
CHEMICAL SPRAY: N/A

PARAMETER	ENVIRONMENT		DOCUMENTATION REFERENCE		QUALIFICATION	OUTSTANDING ITEMS	INTERFACES: CABLE: EQRR 22
	SPECIFICATION	QUALIFICATION	SPECIFICATION	QUALIFICATION	METHOD		
OPERATING TIME	180 DAYS	180 DAYS	52, 523	119,609,179	TEST & ANAL.		
TEMPERATURE (F)	115	346	85	119,179	TEST		MAINTENANCE REQUIREMENTS: REFERENCE 179, APPENDIX III
PRESSURE (PSIA)	14.7	124.7	85	119,179	TEST		
RELATIVE HUMIDITY (%)	90	100	85	119,179	TEST		
RADIATION	4.15 E6	2.05 E8	85	119,179	TEST		REMARKS:
AGING	40 YRS.	40 YRS.	N/A	119,179	TEST & ANAL.		

DEFICIENCY RESOLUTION:

FACILITY: LGS UNIT: 1 DOCKET: 50-352 EQRR: 123
PREPARED BY: RDC DATE: 05/05/83 REVISION DATE: 05/20/83
REVIEWED BY: FMV DATE: 05/20/83

SYSTEM: CONTAINMENT ATMOSPHERIC CONTROL
ACCY: SPEC: N/A
DEMON: N/A
REF: N/A
LOCATION: ROOM 304

PLANT ID: HV-57-105
RACK/PANEL: N/A

COMPONENT: MOTOR OPERATOR
ASSOC COMP: VALVE (X-202)
ASSOC COMP: N/A
MODEL NO.: SMB-000-2
ASSOC M/N: N/A
ASSOC M/N: N/A
ASSOC. DWG: LOC: M-220
P&ID: M-57

MANUFACTU: LIMITORQUE
ASSOC MANF: ROCKWELL
ASSOC MANF: N/A
SERIAL NO: N/A
ASSOC S/N: N/A
ASSOC S/N: N/A

SERVICE: SUPPRESSION POOL NITROGEN INERTING EXHAUST LINE ISOLATION VALVE. NORMALLY CLOSED.
P.O. NO: P-114A

FUNCTION: ISOLATES UPON RV LEVEL 2 TRIP SIGNAL, HIGH DRYWELL PRESSURE, OR HIGH RADIOACTIVITY IN REACTOR ENCLOSURE OR REFUELING FLOOR VENTILATION EXHAUST DUCTS. REQUIRED FOR LOCA AND ALL HELBS.
SUBMERGENCE: N/A
CHEMICAL SPRAY: N/A

PARAMETER	ENVIRONMENT		DOCUMENTATION REFERENCE		QUALIFICATION	OUTSTANDING ITEMS	INTERFACES: LUGS: EQRR 171 CABLE: EQRR 21 & 22
	SPECIFICATION	QUALIFICATION	SPECIFICATION	QUALIFICATION	METHOD		
OPERATING TIME	1 HR.	30 DAYS	52	55,58	TEST		
TEMPERATURE (F)	120	340	85	55,58	TEST		MAINTENANCE REQUIREMENTS:
PRESSURE (PSIA)	14.7	119.7	85	55,58	TEST		REFERENCE 130, PARA 5.0 AND APPENDIX B
RELATIVE HUMIDITY (%)	90	100	85	55,58	TEST		
RADIATION	1.01 E5	2.04 E8	85	55,58	TEST		REMARKS:
AGING	40 YRS.	40 YRS.	N/A	55,58,614	TEST & ANAL		

DEFICIENCY RESOLUTION:

FACILITY: LGS UNIT: 1 DOCKET: 50-352 EQRR: 119
PREPARED BY: RDC DATE: 07/08/83 REVISION DATE: 05/20/83
REVIEWED BY: FMV DATE: 05/20/83

SYSTEM: CONTAINMENT ATMOSPHERIC CONTROL
ACCY: SPEC: N/A
DEMON: N/A
REF: N/A
LOCATION: ROOM 304

PLANT ID: HV-57-109
RACK/PANEL: N/A

COMPONENT: MOTOR OPERATOR
MODEL NO.: SMB-000-2
ASSOC COMP: VALVE (X-25)
ASSOC M/N: N/A
ASSOC. DWG: LOC: M-0229
ASSOC COMP: N/A
ASSOC M/N: N/A
P&ID: M-57

MANUFACTU: LIMITORQUE
SERIAL NO:
ASSOC MANF: CLOW
ASSOC S/N: N/A
ASSOC MANF: N/A
ASSOC S/N: N/A

SERVICE: PRIMARY CONTAINMENT NITROGEN INERTING ISOLATION VALVE. NORMALLY CLOSED.
P.O. NO: P-144

FUNCTION: SUPPLIES NITROGEN TO DRYWELL FOR INERTING. ISOLATES UPON RV LEVEL 2 TRIP SIGNAL HIGH DRYWELL PRESSURE, OR HIGH RADIOACTIVITY IN REACTOR ENCLOSURE OR REFUELING FLOOR VENTILATION EXHAUST DUCTS. REQUIRED FOR LOCA ONLY AND ALL MELBS.
SUBMERGENCE: N/A
CHEMICAL SPRAY: N/A

PARAMETER	ENVIRONMENT		DOCUMENTATION REFERENCE		QUALIFICATION	OUTSTANDING ITEMS	INTERFACES: LUSS: EQRR 171 CABLE: EQRR 22
	SPECIFICATION	QUALIFICATION	SPECIFICATION	QUALIFICATION	METHOD		
OPERATING TIME	1 HR.	30 DAYS	52	55,58	TEST		
TEMPERATURE (F)	115	340	85	55,58	TEST		MAINTENANCE REQUIREMENTS: REFERENCE 130 PARA. 5.0 AND APPENDIX B.
PRESSURE (PSIA)	14.7	119.7	85	55,58	TEST		
RELATIVE HUMIDITY (%)	90	100	85	55,58	TEST		
RADIATION	1.01 E5	2.04 E8	85	55,58	TEST		REMARKS: *REPLACEMENT VALVE.
AGING	40 YRS.	40 YRS.	N/A	55,58,614	TEST & ANAL.		

DEFICIENCY RESOLUTION:

FACILITY: LGS UNIT: 1 DOCKET: 50-352 EQRR: 123

PREPARED BY: RDC DATE: 05/05/83 REVISION DATE: 05/20/83

REVIEWED BY: FMV DATE: 05/20/83

SYSTEM: CONTAINMENT ATMOSPHERIC CONTROL

ACCY:SPEC: N/A
DEMON: N/A
REF: N/A

LOCATION: ROOM 522

PLANT ID: HV-57-111

RACK/PANEL: N/A

COMPONENT: MOTOR OPERATOR
ASSOC COMP: VALVE (X-26)
ASSOC COMP: N/A

MODEL NO.: SMB-000-2
ASSOC M/N: N/A
ASSOC M/N: N/A

ASSOC. DMG: LOC: M-298
P&ID: M-57

MANUFACTU: LIMITORQUE
ASSOC MANF: ROCKWELL
ASSOC MANF: N/A

SERIAL NO: N/A
ASSOC S/N: N/A
ASSOC S/N: N/A

SERVICE: DRYWELL NITROGEN INERTING EXHAUST LINE ISOLATION VALVE. NORMALLY CLOSED.

P.O. NO: P-114A

FUNCTION: ISOLATES UPON RV LEVEL 2 TRIP SIGNAL, HIGH DRYWELL PRESSURE, OR HIGH RADIOACTIVITY IN REACTOR ENCLOSURE OR REFUELING FLOOR VENTILATION EXHAUST DUCTS. REQUIRED FOR LOCA AND ALL HELBS.

SUBMERGENCE: N/A

CHEMICAL SPRAY: N/A

PARAMETER	ENVIRONMENT		DOCUMENTATION REFERENCE		QUALIFICATION	OUTSTANDING ITEMS	INTERFACES: LUGS: EQRR 171 CABLE: EQRR 21 & 22
	SPECIFICATION	QUALIFICATION	SPECIFICATION	QUALIFICATION	METHOD		
OPERATING TIME	1 HR.	30	52	55,58	TEST		
TEMPERATURE (F)	120	340	85	55,58	TEST		MAINTENANCE REQUIREMENTS:
PRESSURE (PSIA)	14.7	119.7	85	55,58	TEST		REFERENCE 130, PARA 5.0 AND APPENDIX B
RELATIVE HUMIDITY (%)	90	100	85	55,58	TEST		
RADIATION	1.36 E6	2.04 E8	85	55,58	TEST		REMARKS: SPECIFIED ENVIRONMENTAL PARAMETERS ARE FOR LOCA.
AGING	40 YRS.	40 YRS.	N/A	55,58,614	TEST & ANAL		

DEFICIENCY RESOLUTION:

FACILITY: LGS UNIT: 1 DOCKET: 50-352 EQRR: 120
PREPARED BY: RDC DATE: 05/05/83 REVISION DATE: 05/20/83
REVIEWED BY: FMV DATE: 05/20/83

SYSTEM: CONTAINMENT ATMOSPHERIC CONTROL
ACCY: SPEC: N/A DEMON: N/A REF: N/A
LOCATION: ROOM 304
PLANT ID: HV-57-112
RACK/PANEL: N/A
COMPONENT: MOTOR OPERATOR
MODEL NO.: SMB-0-15
ASSOC COMP: VALVE (X-202)
ASSOC M/N: N/A
ASSOC. DWG: LOC: M-220
ASSOC COMP: N/A
ASSOC M/N: N/A
P&ID: M-57
MANUFACTU: LIMITORQUE
SERIAL NO: N/A
ASSOC MANF: CLOW
ASSOC S/N: N/A
ASSOC MANF: N/A
ASSOC S/N: N/A

SERVICE: SUPRESSION POOL PURGE EXHAUST VALVE. NORMALLY CLOSED.
P.O. NO: P-144

FUNCTION: EXHAUSTS SUPPRESSION POOL GAS TO STANDBY GAS TREATMENT. ISOLATES SUPPRESSION POOL UPON RV LEVEL 2 TRIP SIGNAL, HIGH DRYWELL PRESSURE SIGNAL, OR HIGH RADIOACTIVITY IN REACTOR ENCLOSURE OR REFUELING FLOOR VENTILATION EXHAUST DUCTS. CAN BE OPENED FROM CONTROL ROOM WHEN REQUIRED TO PURGE POST-LOCA LOW FLOW GAS FROM SUPPRESSION POOL. REQUIRED FOR LOCA AND ALL HELBS.
SUBMERGENCE: N/A
CHEMICAL SPRAY: N/A

PARAMETER	ENVIRONMENT		DOCUMENTATION REFERENCE		QUALIFICATION	OUTSTANDING ITEMS	INTERFACES:
	SPECIFICATION	QUALIFICATION	SPECIFICATION	QUALIFICATION	METHOD		LUGS: EQRR 171 CABLE: EQRR 21 & 22
OPERATING TIME	180 DAYS	180 DAYS	52,523	55,58,612	TEST & ANAL		
TEMPERATURE (F)	120	340	85	55,58	TEST		MAINTENANCE REQUIREMENTS:
PRESSURE (PSIA)	14.7	119.7	85	55,58	TEST		REFERENCE 130, PARA 5.0 AND APPENDIX B
RELATIVE HUMIDITY (%)	90	100	85	58,55	TEST		
RADIATION	4.15 E6	2.04 E8	85	55,58	TEST		REMARKS: *REPLACEMENT VALVE.
AGING	40 YRS.	40 YRS.	N/A	55,58,614	TEST & ANAL		

DEFICIENCY RESOLUTION:

PREPARED BY: FMV DATE: 03/09/84 REVISION DATE: 03/09/84

FACILITY: LGS UNIT: 1 DOCKET: 50-352 EQRR: 88

REVIENED BY: WJB DATE: 03/09/84

SYSTEM: CONTAINMENT ATMOSPHERIC CONTROL

ACCY: SPEC: N/A
DEMON: N/A
REF: N/A

LOCATION: ROOM 522

PLANT ID: HV-57-114

RACK/PANEL: N/A

COMPONENT: PILOT SOLENOID VALVE
ASSOC COMP: AIR OPERATOR
ASSOC COMP: VALVE (X-26)

MODEL NO.: NP8316E34E
ASSOC M/N: N/A
ASSOC M/N: N/A

ASSOC. DWG: LOC: M-0709
P&ID: M-57

MANUFACTU: AUTOMATIC SWITCH COMPANY
ASSOC MANF: BETTIS
ASSOC MANF: CLOW

SERIAL NO: N/A
ASSOC S/N: N/A
ASSOC S/N: N/A

SERVICE: PILOT SOLENOID FOR SUPPRESSION POOL PURGE EXHAUST ISOLATION VALVE. NORMALLY DE-ENERGIZED CLOSED.

P.O. NO: P144AC

FUNCTION: EXHAUSTS DRYWELL GAS TO STANDBY GAS TREATMENT. ISOLATES DRYWELL UPON RV LEVEL 2 TRIP SIGNAL, HIGH DRYWELL PRESSURE, OR HIGH RADIOACTIVITY IN REACTOR ENCLOSURE OR REFUELING FLOOR VENTILATION EXHAUST DUCTS. CAN BE OPENED FROM CONTROL ROOM WHEN REQUIRED TO PURGE POST-LOCA LOW FLOW GAS FROM DRYWELL. REQUIRED FOR LOCA AND ALL HELBS.

SUBMERGENCE: N/A

CHEMICAL SPRAY: N/A

PARAMETER	ENVIRONMENT		DOCUMENTATION REFERENCE		QUALIFICATION	OUTSTANDING ITEMS	INTERFACES: CABLE: EQRR 22
	SPECIFICATION	QUALIFICATION	SPECIFICATION	QUALIFICATION	METHOD		
OPERATING TIME	180 DAYS	180 DAYS	52,523	119,609,179	TEST & ANAL.		
TEMPERATURE (F)	210 (F)	346	85	119,179	TEST		MAINTENANCE REQUIREMENTS: REFERENCE 179, APPENDIX III
PRESSURE (PSIA)	17.4 (G)	124.7	85	119,179	TEST		
RELATIVE HUMIDITY (%)	100 (G)	100	85	119,179	TEST		
RADIATION	5.41 E6	2.05 E8	85	119,179	TEST		REMARKS:
AGING	40 YRS.	40 YRS.	N/A	119,179	TEST & ANAL.		

DEFICIENCY RESOLUTION:

FACILITY: LGS UNIT: 1 DOCKET: 50-352 EQRR: 120
PREPARED BY: RDC DATE: 05/05/83 REVISION DATE: 05/20/83
REVIEWED BY: FMV DATE: 05/20/83

SYSTEM: CONTAINMENT ATMOSPHERIC CONTROL
ACCY: SPEC: N/A DEMON: N/A REF: N/A
LOCATION: ROOM 506A
PLANT ID: HV-57-115
RACK/PANEL: N/A

COMPONENT: MOTOR OPERATOR
ASSOC COMP: VALVE (X-26)
ASSOC COMP: N/A
MODEL NO.: SMB-0-25
ASSOC M/N: N/A
ASSOC M/N: N/A
ASSOC. DMG: LOC: M-210 P&ID: M-57

MANUFACTU: LIMITORQUE
ASSOC MANF: CLON
ASSOC MANF: N/A
SERIAL NO: N/A
ASSOC S/N: N/A
ASSOC S/N: N/A

SERVICE: DRYWELL PURGE EXHAUST VALVE. NORMALLY CLOSED.
P.O. NO: P-144

FUNCTION: EXHAUSTS DRYWELL GAS TO STANDBY GAS TREATMENT. ISOLATES DRYWELL UPON RV LEVEL 2 TRIP SIGNAL, HIGH DRYWELL PRESSURE, OR HIGH RADIOACTIVITY IN REACTOR ENCLOSURE OR REFUELING FLOOR VENTILATION DUCTS. CAN BE OPEN FROM CONTROL ROOM WHEN REQUIRED TO PURGE POST-LOCA LOW FLOW GAS FROM DRYWELL. REQUIRED FOR LOCA AND ALL HELBS.
SUBMERGENCE: N/A
CHEMICAL SPRAY: N/A

PARAMETER	ENVIRONMENT		DOCUMENTATION REFERENCE		QUALIFICATION	OUTSTANDING ITEMS	INTERFACES:
	SPECIFICATION	QUALIFICATION	SPECIFICATION	QUALIFICATION	METHOD		LUGS: EQRR 171 CABLE: EQRR 21 & 22
OPERATING TIME	180 DAYS	180 DAYS	52,523	55,58,612	TEST & ANAL		
TEMPERATURE (F)	120	340	85	55,58	TEST		MAINTENANCE REQUIREMENTS:
PRESSURE (PSIA)	14.7	119.7	85	55,58	TEST		REFERENCE 130, PARA 5.0 AND APPENDIX B
RELATIVE HUMIDITY (%)	90	100	85	55,58	TEST		
RADIATION	3.70 E6	2.04 E8	85	55,58	TEST		REMARKS: *REPLACEMENT VALVE.
AGING	40 YRS.	40 YRS.	N/A	55,58,614	TEST & ANAL		

DEFICIENCY RESOLUTION:

FACILITY: LGS UNIT: 1 DOCKET: 50-352 EQRR: 123
PREPARED BY: RDC DATE: 05/05/83 REVISION DATE: 05/20/83
REVIEWED BY: FMV DATE: 05/20/83

SYSTEM: CONTAINMENT ATMOSPHERIC CONTROL
ACCY: SPEC: N/A
DEMON: N/A
REF: N/A
LOCATION: ROOM 309

PLANT ID: HV-57-116
RACK/PANEL: N/A

COMPONENT: MOTOR OPERATOR
ASSOC COMP: VALVE
ASSOC COMP: N/A
MODEL NO.: SMB-000-2
ASSOC M/N: N/A
ASSOC M/N: N/A
ASSOC. DWG: LOC: M-299
P&ID: M-57

MANUFACTU: LIMITORQUE
ASSOC MANF: ROCKWELL
ASSOC MANF: N/A
SERIAL NO: N/A
ASSOC S/N: N/A
ASSOC S/N: N/A

SERVICE: NITROGEN INERTING LINE TO PRIMARY CONTAINMENT. NORMALLY CLOSED.
P.O. NO: P-114A

FUNCTION: ISOLATES LOW FLOW DRYWELL NITROGEN GAS INJECTION LINE FROM HIGH FLOW DRYWELL NITROGEN GAS INJECTION LINE. IF OPEN ISOLATES UPON CONTAINMENT ISOLATION SIGNAL. CAN BE USED FOR POST-LOCA DRYWELL PURGING. REQUIRED FOR LOCA ONLY.
SUBMERGENCE: N/A
CHEMICAL SPRAY: N/A

PARAMETER	ENVIRONMENT		DOCUMENTATION REFERENCE		QUALIFICATION	OUTSTANDING ITEMS	INTERFACES:
	SPECIFICATION	QUALIFICATION	SPECIFICATION	QUALIFICATION	METHOD		LUGS: EQRR 271 CABLE: EQRR 21 & 22 PLUG CONNECTORS: EQRR 44
OPERATING TIME	180 DAYS	180 DAYS	523	55,58,612	TEST & ANAL		
TEMPERATURE (F)	264 (C)	340	85	55,58	TEST		MAINTENANCE REQUIREMENTS:
PRESSURE (PSIA)	16.1 (C)	119.7	85	55,58	TEST		REFERENCE 130, PARA 5.0 AND APPENDIX B
RELATIVE HUMIDITY (%)	100 (C)	100	85	55,58	TEST		
RADIATION	5.40 E8	2.04 E8	85	55,58	TEST		REMARKS:
AGING	40 YRS.	40 YRS.	N/A	55,58,614	TEST & ANAL		

DEFICIENCY RESOLUTION:

FACILITY: LGS UNIT: 1 DOCKET: 50-352 EQRR: 124
PREPARED BY: RDC DATE: 06/27/83 REVISION DATE: 09/12/83
REVIEWED BY: FMV DATE: 09/[illegible]/83

SYSTEM: CONTAINMENT ATMOSPHERIC CONTROL
ACCY: SPEC: N/A DEMON: N/A REF: N/A
LOCATION: ROOM 522

PLANT ID: HV-57-117
RACK/PANEL: N/A

COMPONENT: PILOT SOLENOID VALVE
ASSOC COMP: AIR OPERATOR (X-26)
ASSOC COMP: N/A
MODEL NO.: NP8320A185E
ASSOC M/N: N/A
ASSOC M/N: N/A
ASSOC. DWG: LOC: M-0210 P&ID: M-57

MANUFACTU: AUTOMATIC SWITCH COMPANY
ASSOC MANF: FISHER VALVES
ASSOC MANF: N/A
SERIAL NO:
ASSOC S/N: N/A
ASSOC S/N: N/A

SERVICE: DRYWELL NITROGEN INERTING EXHAUST LINE ISOLATION VALVE. NORMALLY DE-ENERGIZED CLOSED, FAILS CLOSED.
P.O. NO: F-59145

FUNCTION: ISOLATES UPON RV LEVEL 2 TRIP SIGNAL HIGH DRYWELL PRESSURE, OR HIGH RADIOACTIVITY IN REACTOR ENCLOSURE OR REFUELING FLOOR. REQUIRED FOR LOCA AND ALL HELBS.
SUBMERGENCE: N/A
CHEMICAL SPRAY: N/A

PARAMETER	ENVIRONMENT		DOCUMENTATION REFERENCE		QUALIFICATION	OUTSTANDING ITEMS	INTERFACES: SEAL: EQRR 202 CABLE: EQRR 22
	SPECIFICATION	QUALIFICATION	SPECIFICATION	QUALIFICATION	METHOD		
OPERATING TIME	1 HR.	30 DAYS	78	119	TEST		
TEMPERATURE (F)	210 (F)	450	85	119	TEST		MAINTENANCE REQUIREMENTS: REFERENCE 119, APPENDIX C.
PRESSURE (PSIA)	17.4 (G)	60.7	85	119	TEST		
RELATIVE HUMIDITY (%)	100 (G)	100	85	119	TEST		
RADIATION	1.36 E6	2.05 E8	85	119	TEST		REMARKS:
AGING	40 YRS.	40 YRS.	N/A	119	TEST & ANAL.		

DEFICIENCY RESOLUTION:

FACILITY: LGS UNIT: 1 DOCKET: 50-352 EQRR: 124

PREPARED BY: RDC DATE: 06/27/83 REVISION DATE: 09/12/83

REVIEWED BY: FMV DATE: 09/12/83

SYSTEM: CONTAINMENT ATMOSPHERIC CONTROL

ACCY: SPEC: N/A
DEMON: N/A
REF: N/A

LOCATION: ROOM 304

PLANT ID: HV-57-118

RACK/PANEL: N/A

COMPONENT: PILOT SOLENOID VALVE
ASSOC COMP: AIR OPERATOR (X-202)
ASSOC COMP: N/A

MODEL NO.: NP8320A185E
ASSOC M/N: N/A
ASSOC M/N: N/A

ASSOC. DWG: LOC: M-0220
P&ID: M-57

MANUFACTU: AUTOMATIC SWITCH COMPANY
ASSOC MANF: FISHER VALVES
ASSOC MANF: N/A

SERIAL NO:
ASSOC S/N: N/A
ASSOC S/N: N/A

SERVICE: SUPPRESSION POOL NITROGEN INERTING EXHAUST LINE ISOLATION VALVE.
NORMALLY DE-ENERGIZED CLOSED, FAILS CLOSED.

P.O. NO: F-59145

FUNCTION: ISOLATES UPON RV LEVEL 2 TRIP SIGNAL HIGH DRYWELL PRESSURE, OR HIGH RADIOACTIVITY IN REACTOR ENCLOSURE OR REFUELING FLOOR. REQUIRED FOR LOCA AND ALL HELBS.

SUBMERGENCE: N/A

CHEMICAL SPRAY: N/A

PARAMETER	ENVIRONMENT		DOCUMENTATION REFERENCE		QUALIFICATION	OUTSTANDING ITEMS	INTERFACES: SEAL: EQRR 202 CABLE: EQRR 22
	SPECIFICATION	QUALIFICATION	SPECIFICATION	QUALIFICATION	METHOD		
OPERATING TIME	1 HR.	30 DAYS	78	119	TEST		
TEMPERATURE (F)	115	450	85	119	TEST		MAINTENANCE REQUIREMENTS: REFERENCE 119, APPENDIX C.
PRESSURE (PSIA)	14.7	60.7	85	119	TEST		
RELATIVE HUMIDITY (%)	90	100	85	119	TEST		
RADIATION	1.01 E5	2.05 E8	85	119	TEST		REMARKS:
AGING	40 YRS.	40 YRS.	N/A	119	TEST & ANAL.		

DEFICIENCY RESOLUTION:

FACILITY: LGS UNIT: 1 DOCKET: 50-352 EQRR: 87
PREPARED BY: FMV DATE: 03/08/84 REVISION DATE: 03/08/84
REVIEWED BY: WJB DATE: 03/08/84

SYSTEM: CONTAINMENT ATMOSPHERIC CONTROL
ACCY: SPEC: N/A DEMON: N/A REF: N/A
LOCATION: ROOM 309

PLANT ID: HV-57-121
RACK/PANEL: N/A

COMPONENT: PILOT SOLENOID VALVE
ASSOC COMP: AIR OPERATOR
ASSOC COMP: VALVE (X-25)
MODEL NO.: NP8316E34E
ASSOC M/N: N/A
ASSOC M/N: N/A
ASSOC. DWG: LOC: M-0719 P&ID: M-57

MANUFACTU: AUTOMATIC SWITCH COMPANY
ASSOC MANF: BETTIS
ASSOC MANF: CLON
SERIAL NO: N/A
ASSOC S/N: N/A
ASSOC S/N: N/A

SERVICE: PILOT SOLENOID FOR PRIMARY CONTAINMENT NITROGEN INERTING ISOLATION VALVE. NORMALLY DE-ENERGIZED CLOSED.
P.O. NO: P144AC

FUNCTION: SUPPLIES NITROGEN TO DRYWELL FOR INERTING. ISOLATES UPON RV LEVEL 2 TRIP SIGNAL, HIGH DRYWELL PRESSURE, OR HIGH RADIOACTIVITY IN REACTOR ENCLOSURE OR REFUELING FLOOR VENTILATION EXHAUST DUCTS. REQUIRED FOR LOCA AND ALL HELBS.
SUBMERGENCE: N/A
CHEMICAL SPRAY: N/A

PARAMETER	ENVIRONMENT		DOCUMENTATION REFERENCE		QUALIFICATION	OUTSTANDING ITEMS	INTERFACES: CABLE: EQRR 22
	SPECIFICATION	QUALIFICATION	SPECIFICATION	QUALIFICATION	METHOD		
OPERATING TIME	1 HR.	30 DAYS	52	179	TEST		
TEMPERATURE (F)	264 (C)	346	85	179	TEST		MAINTENANCE REQUIREMENTS: REFERENCE 179, APPENDIX III
PRESSURE (PSIA)	16.1 (C)	124.7	85	179	TEST		
RELATIVE HUMIDITY (%)	100 (C)	100	85	179	TEST		
RADIATION	9.57 E5	2.05 E8	85	179	TEST		REMARKS:
AGING	40 YRS.	40 YRS.	N/A	179	TEST & ANAL.		

DEFICIENCY RESOLUTION:

FACILITY: LGS UNIT: 1 DOCKET: 50-352 EQRR: 88

PREPARED BY: FMV DATE: 03/09/84 REVISION DATE: 03/09/84

REVIEWED BY: WJB DATE: 03/09/84

SYSTEM: CONTAINMENT ATMOSPHERIC CONTROL

ACCY: SPEC: N/A
DEMON: N/A
REF: N/A

LOCATION: ROOM 306

PLANT ID: HV-57-123

RACK/PANEL: N/A

COMPONENT: PILOT SOLENOID VALVE
ASSOC COMP: AIR OPERATOR
ASSOC COMP: VALVE (X-25)

MODEL NO.: NP8316E34E
ASSOC M/N: N/A
ASSOC M/N: N/A

ASSOC. DWG: LOC: M-0719
P&ID: M-57

MANUFACTU: AUTOMATIC SWITCH COMPANY
ASSOC MANF: BETTIS
ASSOC MANF: CLON

SERIAL NO: N/A
ASSOC S/N: N/A
ASSOC S/N: N/A

SERVICE: PILOT SOLENOID FOR PRIMARY CONTAINMENT HIGH VOLUME PURGE ISOLATION VALVE. NORMALLY DE-ENERGIZED CLOSED.

P.O. NO: P144AC

FUNCTION: SUPPLIES PURGE AIR TO THE DRYWELL. ISOLATES DRYWELL UPON RV LEVEL 2 TRIP SIGNAL, HIGH DRYWELL PRESSURE, OR HIGH RADIOACTIVITY IN REACTOR ENCLOSURE OR REFUELING FLOOR VENTILATION EXHAUST DUCTS. REQUIRED FOR LOCA AND ALL HELBS.

SUBMERGENCE: N/A

CHEMICAL SPRAY: N/A

PARAMETER	ENVIRONMENT		DOCUMENTATION REFERENCE		QUALIFICATION	OUTSTANDING ITEMS	INTERFACES: CABLE: EQRR 22
	SPECIFICATION	QUALIFICATION	SPECIFICATION	QUALIFICATION	METHOD		
OPERATING TIME	1 HR.	30 DAYS	52	119,609,179	TEST & ANAL.		
TEMPERATURE (F)	264 (C)	346	85	119,179	TEST		MAINTENANCE REQUIREMENTS: REFERENCE 179, APPENDIX III
PRESSURE (PSIA)	16.1 (C)	124.7	85	119,179	TEST		
RELATIVE HUMIDITY (%)	100 (C)	100	85	119,179	TEST		
RADIATION	9.57 E5	2.05 E8	85	119,179	TEST		REMARKS:
AGING	40 YRS.	40 YRS.	N/A	119,179	TEST & ANAL.		

DEFICIENCY RESOLUTION:

FACILITY: LGS UNIT: 1 DOCKET: 50-352 EQRR: 88

PREPARED BY: FMV DATE: 03/09/84 REVISION DATE: 03/09/84

REVIEWED BY: MJB DATE: 03/09/84

SYSTEM: CONTAINMENT ATMOSPHERIC CONTROL

ACCY: SPEC: N/A
DEMON: N/A
REF: N/A

LOCATION: ROOM 309

PLANT ID: HV-57-124

RACK/PANEL: N/A

COMPONENT: PILOT SOLENOID VALVE
ASSOC COMP: AIR OPERATOR
ASSOC COMP: VALVE (X-201A)

MODEL NO.: NP8316E34E
ASSOC M/N: N/A
ASSOC M/N: N/A

ASSOC. DWG: LOC: M-0719
P&ID: M-57

MANUFACTU: AUTOMATIC SWITCH COMPANY
ASSOC MANF: BETTIS
ASSOC MANF: CLOW

SERIAL NO: N/A
ASSOC S/N: N/A
ASSOC S/N: N/A

SERVICE: PILOT SOLENOID FOR PRIMARY CONTAINMENT HIGH VOLUME PURGE ISOLATION VALVE. NORMALLY DE-ENERGIZED CLOSED.

P.O. NO: P144AC

FUNCTION: SUPPLIES PURGE AIR TO THE SUPPRESSION POOL. ISOLATES UPON RV LEVEL 2 TRIP SIGNAL, HIGH DRYWELL PRESSURE, OR HIGH RADIOACTIVITY IN REACTOR ENCLOSURE OR REFUELING FLOOR VENTILATION EXHAUST DUCTS. REQUIRED FOR LOCA AND ALL HELBS.

SUBMERGENCE: N/A

CHEMICAL SPRAY: N/A

PARAMETER	ENVIRONMENT		DOCUMENTATION REFERENCE		QUALIFICATION	OUTSTANDING ITEMS	INTERFACES: CABLE: EQRR 22
	SPECIFICATION	QUALIFICATION	SPECIFICATION	QUALIFICATION	METHOD		
OPERATING TIME	1 HR.	30 DAYS	52	119,609,179	TEST & ANAL.		
TEMPERATURE (F)	264 (C)	346	85	119,179	TEST		MAINTENANCE REQUIREMENTS: REFERENCE 179, APPENDIX III
PRESSURE (PSIA)	16.1 (C)	124.7	85	119,179	TEST		
RELATIVE HUMIDITY (%)	100 (C)	100	85	119,179	TEST		
RADIATION	9.57 E5	2.05 E8	85	119,179	TEST		REMARKS:
AGING	40 YRS.	40 YRS.	N/A	119,179	TEST & ANAL.		

DEFICIENCY RESOLUTION:

PREPARED BY: FMV DATE: 03/08/84 REVISION DATE: 03/08/84

FACILITY: LGS UNIT: 1 DOCKET: 50-352 EQRR: 87

REVIEWED BY: WJB DATE: 03/08/84

SYSTEM: CONTAINMENT ATMOSPHERIC CONTROL
ACCY: SPEC: N/A
DEMON: N/A
REF: N/A
LOCATION: ROOM 309

PLANT ID: HV-57-131
RACK/PANEL: N/A

COMPONENT: PILOT SOLENOID VALVE
MODEL NO.: NP8316E34E

ASSOC COMP: AIR OPERATOR
ASSOC M/N: N/A
ASSOC. DWG: LOC: M-0719

ASSOC COMP: VALVE (X-201A)
ASSOC M/N: N/A
P&ID: M-57

MANUFACTU: AUTOMATIC SWITCH COMPANY
SERIAL NO: N/A

ASSOC MANF: BETTIS
ASSOC S/N: N/A

ASSOC MANF: CLON
ASSOC S/N: N/A

SERVICE: PILOT SOLENOID FOR PRIMARY CONTAINMENT NITROGEN INERTING ISOLATION VALVE. NORMALLY DE-ENERGIZED CLOSED.
P.O. NO: P144AC

FUNCTION: SUPPLIES NITROGEN TO SUPPRESSION POOL FOR INERTING. ISOLATES UPON RV LEVEL 2 TRIP SIGNAL, HIGH DRYWELL PRESSURE, OR HIGH RADIOACTIVITY IN REACTOR ENCLOSURE OR REFUELING FLOOR VENTILATION EXHAUST DUCTS. REQUIRED FOR LOCA AND ALL HELBS.
SUBMERGENCE: N/A
CHEMICAL SPRAY: N/A

PARAMETER	ENVIRONMENT		DOCUMENTATION REFERENCE		QUALIFICATION	OUTSTANDING ITEMS	INTERFACES: CABLE: EQRR 22
	SPECIFICATION	QUALIFICATION	SPECIFICATION	QUALIFICATION	METHOD		
OPERATING TIME	1 HR.	30 DAYS	52	179	TEST		
TEMPERATURE (F)	264 (C)	346	85	179	TEST		MAINTENANCE REQUIREMENTS: REFERENCE 179, APPENDIX III
PRESSURE (PSIA)	16.1 (C)	124.7	85	179	TEST		
RELATIVE HUMIDITY (%)	100 (C)	100	85	179	TEST		
RADIATION	9.57 E5	2.05 E8	85	179	TEST		REMARKS:
AGING	40 YRS.	40 YRS.	N/A	179	TEST & ANAL.		

DEFICIENCY RESOLUTION:

FACILITY: LGS UNIT: 1 DOCKET: 50-352 EQRR: 120

PREPARED BY: RDC DATE: 05/05/83 REVISION DATE: 05/20/83

REVIEWED BY: FMV DATE: 05/20/83

SYSTEM: CONTAINMENT ATMOSPHERIC CONTROL

PLANT ID: HV-57-135

COMPONENT: MOTOR OPERATOR
ASSOC COMP: VALVE (X-25)
ASSOC COMP: N/A

MANUFACTU: LIMITORQUE
ASSOC MANF: CLOW
ASSOC MANF: N/A

ACCY: SPEC: N/A
DEMON: N/A
REF: N/A

MODEL NO.: SMB-0-25
ASSOC M/N: N/A
ASSOC M/N: N/A

SERIAL NO: N/A
ASSOC S/N: N/A
ASSOC S/N: N/A

LOCATION: ROOM 309

RACK/PANEL: N/A

ASSOC. DMG: LOC: M-229
P&ID: M-57

SERVICE: PRIMARY CONTAINMENT HIGH VOLUME PURGE VALVE.
NORMALLY CLOSED.

P.O. NO: P-144

FUNCTION: SUPPLIES PURGE AIR TO THE DRYWELL. ISOLATES DRYWELL UPON RV LEVEL 2 TRIP SIGNAL, HIGH DRYWELL PRESSURE, OR HIGH RADIOACTIVITY IN REACTOR ENCLOSURE OR REFUELING FLOOR VENTILATION EXHAUST DUCTS. REQUIRED FOR LOCA AND ALL HELBS.

SUBMERGENCE: N/A

CHEMICAL SPRAY: N/A

PARAMETER	ENVIRONMENT		DOCUMENTATION REFERENCE		QUALIFICATION	OUTSTANDING ITEMS	INTERFACES: LUGS: EQRR 171 CABLE: EQRR 21 & 22
	SPECIFICATION	QUALIFICATION	SPECIFICATION	QUALIFICATION	METHOD		
OPERATING TIME	1 HR.	30 DAYS	52	55,58	TEST		
TEMPERATURE (F)	264 (C)	340	85	55,58	TEST		MAINTENANCE REQUIREMENTS:
PRESSURE (PSIA)	16.1 (C)	119.7	85	55,58	TEST		REFERENCE 130, PARA 5.0 AND APPENDIX B
RELATIVE HUMIDITY (%)	100 (C)	100	85	55,58	TEST		
RADIATION	9.57 E5	2.04 E8	85	55,58	TEST		REMARKS:
AGING	40 YRS.	40 YRS.	N/A	55,58,614	TEST & ANAL		

DEFICIENCY RESOLUTION:

FACILITY: LGS UNIT: 1 DOCKET: 50-352 EQRR: 120

PREPARED BY: RDC DATE: 05/05/83 REVISION DATE: 05/20/83

REVIEWED BY: FMV DATE: 05/20/83

SYSTEM: CONTAINMENT ATMOSPHERIC CONTROL

ACCY: SPEC: N/A
DEMON: N/A
REF: N/A

LOCATION: ROOM 309

PLANT ID: HV-57-147

RACK/PANEL: N/A

COMPONENT: MOTOR OPERATOR
ASSOC COMP: VALVE (X-201A)
ASSOC COMP: N/A

MODEL NO.: SMB-0-25
ASSOC M/N: N/A
ASSOC M/N: N/A

ASSOC. DWG: LOC: M-229
P&ID: M-57

MANUFACTU: LIMITORQUE
ASSOC MANF: CLOW
ASSOC MANF: N/A

SERIAL NO: N/A
ASSOC S/N: N/A
ASSOC S/N: N/A

SERVICE: PRIMARY CONTAINMENT HIGH VOLUME PURGE VALVE.
NORMALLY CLOSED.

P.O. NO: P-144

FUNCTION: SUPPLIES PURGE AIR TO THE SUPPRESSION POOL. ISOLATES SUPPRESSION POOL UPON RV LEVEL 2 TRIP SIGNAL, HIGH DRYWELL PRESSURE, OR HIGH RADIOACTIVITY IN REACTOR ENCLOSURE OR REFUELING FLOOR VENTILATION EXHAUST DUCTS. REQUIRED FOR LOCA AND ALL HELBS.

SUBMERGENCE: N/A

CHEMICAL SPRAY: N/A

PARAMETER	ENVIRONMENT		DOCUMENTATION REFERENCE		QUALIFICATION	OUTSTANDING ITEMS	INTERFACES:
	SPECIFICATION	QUALIFICATION	SPECIFICATION	QUALIFICATION	METHOD		LUGS: EQRR 171 CABLE: EQRR 21 & 22
OPERATING TIME	1 HR.	30 DAYS	52	55,58	TEST		
TEMPERATURE (F)	264 (C)	340	85	55,58	TEST		MAINTENANCE REQUIREMENTS:
PRESSURE (PSIA)	16.1 (C)	119.7	85	55,58	TEST		REFERENCE 130, PARA 5.0 AND APPENDIX B
RELATIVE HUMIDITY (%)	100 (C)	100	85	55,58	TEST		
RADIATION	9.57 E5	2.04 E8	85	55,58	TEST		REMARKS:
AGING	40 YRS.	40 YRS.	N/A	55,58,614	TEST & ANAL		

DEFICIENCY RESOLUTION:

FACILITY: LGS UNIT: 1 DOCKET: 50-352 EQRR: 127

PREPARED BY: RDC DATE: 05/05/83 REVISION DATE: 05/20/83

REVIEWED BY: FMV DATE: 05/20/83

SYSTEM: CONTAINMENT ATMOSPHERIC CONTROL

PLANT ID: HV-57-160A

COMPONENT: MOTOR OPERATOR
ASSOC COMP: VALVE
ASSOC COMP: N/A

MANUFACTU: LIMITORQUE
ASSOC MANF: VELAN
ASSOC MANF: N/A

SERVICE: NITROGEN INERTING LINE TO PRIMARY CONTAINMENT. NORMALLY OPEN.

FUNCTION: ISOLATES UPON CONTAINMENT ISOLATION SIGNAL. VALVE MAY BE OPENED TO ALLON INERTING NITROGEN INTO CONTAINMENT. REQUIRED FOR LOCA ONLY.

ACCY: SPEC: N/A
DEMON: N/A
REF: N/A

MODEL NO.: SMB-00-10
ASSOC M/N: N/A
ASSOC M/N: N/A

SERIAL NO: N/A
ASSOC S/N: N/A
ASSOC S/N: N/A

LOCATION: ROOM 309

RACK/PANEL: N/A

ASSOC. DWG: LOC: M-229
P&ID: M-57

P.O. NO: P-102C

SUBMERGENCE: N/A

CHEMICAL SPRAY: N/A

PARAMETER	ENVIRONMENT		DOCUMENTATION REFERENCE		QUALIFICATION	OUTSTANDING ITEMS	INTERFACES:
	SPECIFICATION	QUALIFICATION	SPECIFICATION	QUALIFICATION	METHOD		LUGS: EQRR 171 CABLE: EQRR 21 & 22
OPERATING TIME	180 DAYS	180 DAYS	523	55,58,612	TEST & ANAL		
TEMPERATURE (F)	120	340	85	55,58	TEST		MAINTENANCE REQUIREMENTS:
PRESSURE (PSIA)	14.7	119.7	85	55,58	TEST		REFERENCE 130, PARA 5.0 AND APPENDIX B
RELATIVE HUMIDITY (%)	90	100	85	55,58	TEST		
RADIATION	5.40 E6	2.04 E8	85	55,58	TEST		REMARKS: SPECIFIED ENVIRONMENTAL PARAMETERS ARE FOR LOCA.
AGING	40 YRS.	40 YRS.	N/A	55,58,614	TEST & ANAL		

DEFICIENCY RESOLUTION:

FACILITY: LGS UNIT: 1 DOCKET: 50-352 EQRR: 127
PREPARED BY: RDC DATE: 05/05/83 REVISION DATE: 05/20/83
REVIEWED BY: FMV DATE: 05/20/83

SYSTEM: CONTAINMENT ATMOSPHERIC CONTROL
ACCY: SPEC: N/A DEMON: N/A REF: N/A
LOCATION: ROOM 309
PLANT ID: HV-57-160B
RACK/PANEL: N/A

COMPONENT: MOTOR OPERATOR
ASSOC COMP: VALVE
ASSOC COMP: N/A
MODEL NO.: SMB-00-10
ASSOC M/N: N/A
ASSOC M/N: N/A
ASSOC. DWG: LOC: M-229
P&ID: M-57

MANUFACTU: LIMITORQUE
ASSOC MANF: VELAN
ASSOC MANF: N/A
SERIAL NO: N/A
ASSOC S/N: N/A
ASSOC S/N: N/A

SERVICE: NITROGEN INERTING LINE TO PRIMARY CONTAINMENT. NORMALLY OPEN.
P.O. NO: P-102C

FUNCTION: ISOLATES UPON CONTAINMENT ISOLATION SIGNAL. VALVE MAY BE OPENED TO ALLOW INERTING NITROGEN INTO CONTAINMENT. REQUIRED FOR LOCA ONLY.
SUBMERGENCE: N/A
CHEMICAL SPRAY: N/A

PARAMETER	ENVIRONMENT		DOCUMENTATION REFERENCE		QUALIFICATION	OUTSTANDING ITEMS	INTERFACES: LUGS: EQRR 171 CABLE: EQRR 21 & 22
	SPECIFICATION	QUALIFICATION	SPECIFICATION	QUALIFICATION	METHOD		
OPERATING TIME	180 DAYS	180 DAYS	523	55,58,612	TEST & ANAL		
TEMPERATURE (F)	120	340	85	55,58	TEST		MAINTENANCE REQUIREMENTS:
PRESSURE (PSIA)	14.7	119.7	85	55,58	TEST		REFERENCE 130, PARA 5.0 AND APPENDIX B
RELATIVE HUMIDITY (%)	90	100	85	55,58	TEST		
RADIATION	5.40 E6	2.04 E8	85	55,58	TEST		REMARKS: SPECIFIED ENVIRONMENTAL PARAMETERS ARE FOR LOCA.
AGING	40 YRS.	40 YRS.	N/A	55,58,614	TEST & ANAL		

DEFICIENCY RESOLUTION:

FACILITY: LGS UNIT: 1 DOCKET: 50-352 EQRR: 119
PREPARED BY: RDC DATE: 05/05/83 REVISION DATE: 05/20/83
REVIEWED BY: FMV DATE: 05/20/83

SYSTEM: CONTAINMENT ATMOSPHERIC CONTROL
ACCY: SPEC: N/A DEMON: N/A REF: N/A
LOCATION: ROOM 522
PLANT ID: HV-57-161
RACK/PANEL: N/A

COMPONENT: MOTOR OPERATOR
ASSOC COMP: VALVE (X-26)
ASSOC COMP: N/A
MODEL NO.: SMB-000-2
ASSOC M/N: N/A
ASSOC M/N: N/A
ASSOC. DWG: LOC: M-0210 P&ID: M-57

MANUFACTU: LIMITORQUE
ASSOC MANF: CLOW
ASSOC MANF: N/A
SERIAL NO: N/A
ASSOC S/N: N/A
ASSOC S/N: N/A

SERVICE: HYDROGEN RECOMBINER INLET VALVE. NORMALLY CLOSED, STAYS CLOSED DURING UNIT SHUTDOWN.
P.O. NO: P-144

FUNCTION: ISOLATES HYDROGEN RECOMBINER UNIT FROM THE DRYWELL PURGE EXHAUST LINE ON HIGH DRYWELL PRESSURE OR HIGH RADIATION IN REACTOR ENCLOSURE OR REFUELING FLOOR VENTILATION EXHAUST DUCTS. OPENS FOR POST LOCA CONDITIONS. REQUIRED FOR LOCA ONLY.
SUBMERGENCE: N/A
CHEMICAL SPRAY: N/A

PARAMETER	ENVIRONMENT		DOCUMENTATION REFERENCE		QUALIFICATION	OUTSTANDING ITEMS	INTERFACES:
	SPECIFICATION	QUALIFICATION	SPECIFICATION	QUALIFICATION	METHOD		LUGS: EQRR 171 CABLE: EQRR 21 & 22
OPERATING TIME	180 DAYS	180 DAYS	52,514	55,58,612	TEST & ANAL		
TEMPERATURE (F)	120	340	85	55,58	TEST		MAINTENANCE REQUIREMENTS:
PRESSURE (PSIA)	14.7	119.7	85	55,58	TEST		REFERENCE 130, PARA 5.0 AND APPENDIX B
RELATIVE HUMIDITY (%)	90	100	85	55,58	TEST		
RADIATION	5.41 E6	2.04 E8	85	55,58	TEST		REMARKS: SPECIFIED ENVIRONMENTAL PARAMETERS ARE FOR LOCA.
AGING	40 YRS	40 YRS.	N/A	55,58,614	TEST & ANAL		

DEFICIENCY RESOLUTION:

FACILITY: LGS UNIT: 1 DOCKET: 50-352 EQRR: 119

PREPARED BY: RDC DATE: 05/05/83 REVISION DATE: 05/20/83

REVIEWED BY: FMV DATE: 05/20/83

SYSTEM: CONTAINMENT ATMOSPHERIC CONTROL

PLANT ID: HV-57-162

COMPONENT: MOTOR OPERATOR
ASSOC COMP: VALVE (X-202)
ASSOC COMP: N/A

MANUFACTU: LIMITORQUE
ASSOC MANF: CLOW
ASSOC MANF: N/A

ACCY: SPEC: N/A
DEMON: N/A
REF: N/A

MODEL NO.: SMB-000-2
ASSOC M/N: N/A
ASSOC M/N: N/A

SERIAL NO: N/A
ASSOC S/N: N/A
ASSOC S/N: N/A

LOCATION: ROOM 304

RACK/PANEL: N/A

ASSOC. DWG: LOC: M-0220
P&ID: M-57

SERVICE: HYDROGEN RECOMBINER OUTLET VALVE. NORMALLY CLOSED, STAYS CLOSED ON UNIT SHUTDOWN.

P.O. NO: P-144

FUNCTION: ISOLATES HYDROGEN RECOMBINER UNIT FROM THE SUPPRESSION POOL PURGE EXHAUST LINE ON HIGH DRYWELL PRESSURE OR HIGH RADIATION IN THE REACTOR ENCLOSURE OR REFUELING FLOOR VENTILATION EXHAUST DUCTS. OPENS FOR POST-LOCA CONDITIONS. REQUIRED FOR LOCA ONLY.

SUBMERGENCE: N/A

CHEMICAL SPRAY: N/A

PARAMETER	ENVIRONMENT		DOCUMENTATION REFERENCE		QUALIFICATION	OUTSTANDING ITEMS	INTERFACES: LUGS: EQRR 171 CABLE: EQRR 21 & 22
	SPECIFICATION	QUALIFICATION	SPECIFICATION	QUALIFICATION	METHOD		
OPERATING TIME	180 DAYS	180 DAYS	52,514	55,58,612	TEST & ANAL		
TEMPERATURE (F)	120	340	85	55,58	TEST		MAINTENANCE REQUIREMENTS:
PRESSURE (PSIA)	14.7	119.7	85	55,58	TEST		REFERENCE 130, PARA 5.0 AND APPENDIX B
RELATIVE HUMIDITY (%)	90	100	85	55,58	TEST		
RADIATION	4.15 E6	2.04 E8	85	55,58	TEST		REMARKS:
AGING	40 YRS.	40 YRS.	N/A	55,58,614	TEST & ANAL		

DEFICIENCY RESOLUTION:

FACILITY: LGS UNIT: 1 DOCKET: 50-352 EQRR: 119

PREPARED BY: RDC DATE: 05/05/83 REVISION DATE: 05/20/83

REVIEWED BY: FMV DATE: 05/20/83

SYSTEM: CONTAINMENT ATMOSPHERIC CONTROL

ACCY: SPEC: N/A
DEMON: N/A
REF: N/A

LOCATION: ROOM 306

PLANT ID: HV-57-163

RACK/PANEL: N/A

COMPONENT: MOTOR OPERATOR
ASSOC COMP: VALVE (X-25)
ASSOC COMP: N/A

MODEL NO.: SMB-000-2
ASSOC M/N: N/A
ASSOC M/N: N/A

ASSOC. DWG: LOC: M-0229
P&ID: M-57

MANUFACTU: LIMITORQUE
ASSOC MANF: CLOW
ASSOC MANF: N/A

SERIAL NO: N/A
ASSOC S/N: N/A
ASSOC S/N: N/A

SERVICE: HYDROGEN RECOMBINER INLET VALVE. NORMALLY CLOSED, STAYS CLOSED ON UNIT SHUTDOWN.

P.O. NO: P-144

FUNCTION: ISOLATES HYDROGEN RECOMBINER UNIT FROM THE DRYWELL PURGE SUPPLY LINE ON HIGH DRYWELL PRESSURE OR HIGH RADIATION IN REACTOR ENCLOSURE OR REFUELING FLOOR VENTILATION EXHAUST DUCTS. OPENS FOR POST LOCA CONDITIONS. REQUIRED FOR LOCA ONLY.

SUBMERGENCE: N/A

CHEMICAL SPRAY: N/A

PARAMETER	ENVIRONMENT		DOCUMENTATION REFERENCE		QUALIFICATION	OUTSTANDING ITEMS	INTERFACES:
	SPECIFICATION	QUALIFICATION	SPECIFICATION	QUALIFICATION	METHOD		LUGS: EQRR 171 CABLE: EQRR 21 & 22
OPERATING TIME	180 DAYS	180 DAYS	52,514	55,58,612	TEST & ANAL		
TEMPERATURE (F)	120	340	85	55,58	TEST		MAINTENANCE REQUIREMENTS:
PRESSURE (PSIA)	14.7	119.7	85	55,58	TEST		REFERENCE 130, PARA 5.0 AND APPENDIX B
RELATIVE HUMIDITY (%)	90	100	85	55,58	TEST		
RADIATION	5.40 E6	2.04 E8	85	55,58	TEST		REMARKS: SPECIFIED ENVIRONMENTAL PARAMETERS ARE FOR LOCA.
AGING	40 YRS.	40 YRS.	N/A	55,58,614	TEST & ANAL		

DEFICIENCY RESOLUTION:

PREPARED BY: RDC DATE: 05/05/83 REVISION DATE: 05/20/83

FACILITY: LGS UNIT: 1 DOCKET: 50-352 EQRR: 119

REVIEWED BY: FMV DATE: 05/20/83

SYSTEM: CONTAINMENT ATMOSPHERIC CONTROL

ACCY: SPEC: N/A
DEMON: N/A
REF: N/A

LOCATION: ROOM 309

PLANT ID: HV-57-164

RACK/PANEL: N/A

COMPONENT: MOTOR OPERATOR
ASSOC COMP: VALVE (X-201A)
ASSOC COMP: N/A

MODEL NO.: SMB-000-2
ASSOC M/N: N/A
ASSOC M/N: N/A

ASSOC. DNG: LOC: M-0229
P&ID: M-57

MANUFACTU: LIMITORQUE
ASSOC MANF: CLON
ASSOC MANF: N/A

SERIAL NO: N/A
ASSOC S/N: N/A
ASSOC S/N: N/A

SERVICE: HYDROGEN RECOMBINER OUTLET VALVE. NORMALLY CLOSED, STAYS CLOSED ON UNIT SHUTDONN.

P.O. NO: P-144

FUNCTION: ISOLATES HYDROGEN RECOMBINER UNIT FROM SUPPRESSION POOL PURGE SUPPLY LINE ON HIGH DRYWELL PRESSURE OR HIGH RADIATION IN REACTOR ENCLOSURE OR REFUELING FLOOR VENTILATION EXHAUST DUCTS. OPENS FOR POST-LOCA CONDITIONS. REQUIRED FOR LOCA ONLY.

SUBMERGENCE: N/A

CHEMICAL SPRAY: N/A

PARAMETER	ENVIRONMENT		DOCUMENTATION REFERENCE		QUALIFICATION	OUTSTANDING ITEMS	INTERFACES:
	SPECIFICATION	QUALIFICATION	SPECIFICATION	QUALIFICATION	METHOD		LUGS: EQRR 171 CABLE: EQRR 21 & 22
OPERATING TIME	180 DAYS	180 DAYS	52,514	55,58,612	TEST & ANAL		
TEMPERATURE (F)	120	340	85	55,58	TEST		MAINTENANCE REQUIREMENTS:
PRESSURE (PSIA)	14.7	119.7	85	55,58	TEST		REFERENCE 130, PARA 5.0 AND APPENDIX B
RELATIVE HUMIDITY (%)	90	100	85	55,58	TEST		
RADIATION	5.40 E6	2.04 E8	85	55,58	TEST		REMARKS: SPECIFIED ENVIRONMENTAL PARAMETERS ARE FOR LOCA.
AGING	40 YRS.	40 YRS.	N/A	55,58,614	TEST & ANAL		

DEFICIENCY RESOLUTION:

PREPARED BY: RDC DATE: 05/05/83 REVISION DATE: 05/20/83

FACILITY: LGS UNIT: 1 DOCKET: 50-352 EQRR: 123

REVIEWED BY: FMV DATE: 05/20/83

SYSTEM: CONTAINMENT ATMOSPHERIC CONTROL

ACCY: SPEC: N/A
DEMON: N/A
REF: N/A

LOCATION: ROOM 506A

PLANT ID: HV-57-168A

RACK/PANEL: N/A

COMPONENT: MOTOR OPERATOR
ASSOC COMP: VALVE
ASSOC COMP: N/A

MODEL NO.: SMB-000-2
ASSOC M/N: N/A
ASSOC M/N: N/A

ASSOC. DWG: LOC: M-210
P&ID: M-57

MANUFACTU: LIMITORQUE
ASSOC MANF: ROCKWELL
ASSOC MANF: N/A

SERIAL NO: N/A
ASSOC S/N: N/A
ASSOC S/N: N/A

SERVICE: RHR CONTAINMENT SPRAY LOOP VALVE. NORMALLY CLOSED.

P.O. NO: P-114A

FUNCTION: ISOLATES RHR CONTAINMENT SPRAY LOOP FROM HYDROGEN RECOMBINER DURING A LOCA, PERMITS COOLING WATER FROM RHR SYSTEM TO ENTER CONTAINMENT HYDROGEN RECOMBINER FOR COOLING. NOT REQUIRED FOR HELB.

SUBMERGENCE: N/A

CHEMICAL SPRAY: N/A

PARAMETER	ENVIRONMENT		DOCUMENTATION REFERENCE		QUALIFICATION	OUTSTANDING ITEMS	INTERFACES:
	SPECIFICATION	QUALIFICATION	SPECIFICATION	QUALIFICATION	METHOD		LUGS: EQRR 171 CABLE: EQRR 21 & 22
OPERATING TIME	180 DAYS	180 DAYS	514	55,58,612	TEST & ANAL		
TEMPERATURE (F)	120	340	85	55,58	TEST		MAINTENANCE REQUIREMENTS:
PRESSURE (PSIA)	14.7	119.7	85	55,58	TEST		REFERENCE 130, PARA 5.0 AND APPENDIX B
RELATIVE HUMIDITY (%)	90	100	85	55,58	TEST		
RADIATION	3.70 E6	2.00 E7	85	55,58	TEST		REMARKS:
AGING	40 YRS.	40 YRS.	N/A	55,58,614	TEST & ANAL		

DEFICIENCY RESOLUTION:

FACILITY: LGS UNIT: 1 DOCKET: 50-352 EQRR: 123
PREPARED BY: RDC DATE: 05/05/83 REVISION DATE: 05/20/83
REVIEWED BY: FMV DATE: 05/20/83

SYSTEM: CONTAINMENT ATMOSPHERIC CONTROL
ACCY: SPEC: N/A DEMON: N/A REF: N/A
LOCATION: ROOM 500

PLANT ID: HV-57-168B
RACK/PANEL: N/A

COMPONENT: MOTOR OPERATOR
ASSOC COMP: VALVE
ASSOC COMP: N/A
MODEL NO.: SMB-000-2
ASSOC M/N: N/A
ASSOC M/N: N/A
ASSOC. DWG: LOC: M-241 P&ID: M-57

MANUFACTU: LIMITORQUE
ASSOC MANF: ROCKWELL
ASSOC MANF: N/A
SERIAL NO: N/A
ASSOC S/N: N/A
ASSOC S/N: N/A

SERVICE: RHR CONTAINMENT SPRAY LOOP VALVE. NORMALLY CLOSED.
P.O. NO: P-114A

FUNCTION: ISOLATES RHR CONTAINMENT SPRAY LOOP FROM HYDROGEN RECOMBINER. DURING A LOCA, PERMITS COOLING WATER FROM RHR SYSTEM TO ENTER CONTAINMENT HYDROGEN RECOMBINER FOR COOLING. NOT REQUIRED FOR HELB.
SUBMERGENCE: N/A
CHEMICAL SPRAY: N/A

PARAMETER	ENVIRONMENT		DOCUMENTATION REFERENCE		QUALIFICATION	OUTSTANDING ITEMS	INTERFACES: LUGS: EQRR 171 CABLE: EQRR 21 & 22
	SPECIFICATION	QUALIFICATION	SPECIFICATION	QUALIFICATION	METHOD		
OPERATING TIME	180 DAYS	180 DAYS	514	55,58,612	TEST & ANAL		
TEMPERATURE (F)	120	340	85	55,58	TEST		MAINTENANCE REQUIREMENTS:
PRESSURE (PSIA)	14.7	119.7	85	55,58	TEST		REFERENCE 130, PARA 5.0 AND APPENDIX B
RELATIVE HUMIDITY (%)	90	100	85	55,58	TEST		
RADIATION	3.95 E6	2.00 E7	85	55,58	TEST		REMARKS:
AGING	40 YRS.	40 YRS.	N/A	55,58,614	TEST & ANAL		

DEFICIENCY RESOLUTION:

FACILITY: LGS UNIT: 1 DOCKET: 50-352 EQRR: 88
PREPARED BY: DJT DATE: 01/18/84 REVISION DATE: 01/20/84
REVIEWED BY: FMV DATE: 01/20/84

SYSTEM: CONTAINMENT ATMOSPHERIC CONTROL
ACCY: SPEC: N/A DEMON: N/A REF: N/A
LOCATION: ROOM 304
PLANT ID: LS-HV-57-104
RACK/PANEL: N/A

COMPONENT: LIMIT SWITCH
ASSOC COMP: AIR OPERATOR
ASSOC COMP: VALVE (X-202)
MODEL NO.: EA180-XX302
ASSOC M/N: N/A
ASSOC M/N: N/A
ASSOC. DWG: LOC: M-0713 P&ID: M-57

MANUFACTU: NAMCO
ASSOC MANF: BETTIS
ASSOC MANF: CLOW
SERIAL NO: N/A
ASSOC S/N: N/A
ASSOC S/N: N/A

SERVICE: PILOT SOLENOID FOR SUPPRESSION POOL PURGE EXHAUST ISOLATION EXHAUST ISOLATION VALVE.
P.O. NO: P144AC

FUNCTION: PROVIDES INDICATION OF VALVE POSITION. REQUIRED FOR LOCA AND ALL HELBS.
SUBMERGENCE: N/A
CHEMICAL SPRAY: N/A

PARAMETER	ENVIRONMENT		DOCUMENTATION REFERENCE		QUALIFICATION	OUTSTANDING ITEMS	INTERFACES: CABLE: EQRR 22
	SPECIFICATION	QUALIFICATION	SPECIFICATION	QUALIFICATION	METHOD		
OPERATING TIME	180 DAYS	180 DAYS	52,523	127,169	TEST & ANAL.		
TEMPERATURE (F)	115	346	85	127	TEST		MAINTENANCE REQUIREMENTS: REFERENCE 127, SECTION 4.0
PRESSURE (PSIA)	14.7	84.7	85	127	TEST		
RELATIVE HUMIDITY (%)	90	100	85	127	TEST		
RADIATION	4.15 E6	2.04 E8	85	127	TEST		REMARKS:
AGING	40 YRS.	40 YRS.	N/A	127	TEST & ANAL.		

DEFICIENCY RESOLUTION:

FACILITY: LGS UNIT: 1 DOCKET: 50-352 EQRR: 88
PREPARED BY: DJT DATE: 01/18/84 REVISION DATE: 01/20/84
REVIEWED BY: FMV DATE: 01/20/84

SYSTEM: CONTAINMENT ATMOSPHERIC CONTROL
ACCY: SPEC: N/A DEMON: N/A REF: N/A
LOCATION: ROOM 522
PLANT ID: LS-HV-57-114
RACK/PANEL: N/A

COMPONENT: LIMIT SWITCH
ASSOC COMP: AIR OPERATOR
ASSOC COMP: VALVE (X-26)
MODEL NO.: EA180-XX302
ASSOC M/N: N/A
ASSOC M/N: N/A
ASSOC. DWG: LOC: M-0709 P&ID: M-57

MANUFACTU: NAMCO
ASSOC MANF: BETTIS
ASSOC MANF: CLOW
SERIAL NO: N/A
ASSOC S/N: N/A
ASSOC S/N: N/A

SERVICE: PILOT SOLENOID FOR SUPPRESSION POOL PURGE EXHAUST ISOLATION ISOLATION VALVE.
P.O. NO: P144AC

FUNCTION: PROVIDES INDICATION OF VALVE POSITION. REQUIRED FOR LOCA AND ALL HELBS.
SUBMERGENCE: N/A
CHEMICAL SPRAY: N/A

PARAMETER	ENVIRONMENT		DOCUMENTATION REFERENCE		QUALIFICATION	OUTSTANDING ITEMS	INTERFACES: CABLE: EQRR 22
	SPECIFICATION	QUALIFICATION	SPECIFICATION	QUALIFICATION	METHOD		
OPERATING TIME	180 DAYS	180 DAYS	52,523	127,169	TEST & ANAL.		
TEMPERATURE (F)	210 (F)	346	85	127	TEST		MAINTENANCE REQUIREMENTS: REFERENCE 127, SECTION 4.0
PRESSURE (PSIA)	17.4 (G)	84.7	85	127	TEST		
RELATIVE HUMIDITY (%)	100 (G)	100	85	127	TEST		
RADIATION	5.41 E6	2.04 E8	85	127	TEST		REMARKS:
AGING	40 YRS.	40 YRS.	N/A	127	TEST & ANAL.		

DEFICIENCY RESOLUTION:

FACILITY: LGS UNIT: 1 DOCKET: 50-352 EQRR: 124
PREPARED BY: RDC DATE: 07/06/83 REVISION DATE: 09/12/83
REVIEWED BY: FMV DATE: 09/12/83

SYSTEM: CONTAINMENT ATMOSPHERIC CONTROL
ACCY: SPEC: N/A DEMON: N/A REF: N/A
LOCATION: ROOM 522
PLANT ID: LS-HV-57-117
RACK/PANEL: N/A

COMPONENT: LIMIT SWITCH
ASSOC COMP: AIR OPERATOR
ASSOC COMP: N/A
MODEL NO.: EA180-XX302
ASSOC M/N: N/A
ASSOC M/N: N/A
ASSOC. DWG: N/A

MANUFACTU: NAMCO
ASSOC MANF: FISHER VALVES
ASSOC MANF: N/A
SERIAL NO:
ASSOC S/N: N/A
ASSOC S/N: N/A

SERVICE: VALVE HV-57-117.
P.O. NO: F-59026

FUNCTION: PROVIDES INDICATION OF VALVE POSITION.
REQUIRED FOR LOCA AND ALL HELBS.
SUBMERGENCE: N/A

CHEMICAL SPRAY: N/A

PARAMETER	ENVIRONMENT		DOCUMENTATION REFERENCE		QUALIFICATION	OUTSTANDING ITEMS	INTERFACES: CABLE: EQRR 22
	SPECIFICATION	QUALIFICATION	SPECIFICATION	QUALIFICATION	METHOD		
OPERATING TIME	1 HR.	30 DAYS	78	127	TEST		
TEMPERATURE (F)	210 (F)	346	85	127	TEST		MAINTENANCE REQUIREMENTS: REFERENCE 127 SECTION 4.0
PRESSURE (PSIA)	17.4 (G)	84.7	85	127	TEST		
RELATIVE HUMIDITY (%)	100 (G)	100	85	127	TEST		
RADIATION	1.36 E6	2.04 E8	85	127	TEST		REMARKS:
AGING	40 YRS.	40 YRS.	N/A	127	TEST & ANAL.		

DEFICIENCY RESOLUTION:

FACILITY: LGS UNIT: 1 DOCKET: 50-352 EQRR: 124

PREPARED BY: RDC DATE: 07/06/83 REVISION DATE: 09/12/83

REVIEWED BY: FMV DATE: 09/12/83

SYSTEM: CONTAINMENT ATMOSPHERIC CONTROL

ACCY: SPEC: N/A
DEMON: N/A
REF: N/A

LOCATION: ROOM 304

PLANT ID: LS-HV-57-118

RACK/PANEL: N/A

COMPONENT: LIMIT SWITCH
ASSOC COMP: AIR OPERATOR
ASSOC COMP: N/A

MODEL NO.: EA180-XX302
ASSOC M/N: N/A
ASSOC M/N: N/A

ASSOC. DWG: N/A

MANUFACTU: NAMCO
ASSOC MANF: FISHER VALVES
ASSOC MANF: N/A

SERIAL NO:
ASSOC S/N: N/A
ASSOC S/N: N/A

SERVICE: VALVE HV-57-118.

P.O. NO: F-59026

FUNCTION: PROVIDES INDICATION OF VALVE POSITION.
REQUIRED FOR LOCA AND ALL HELBS.

SUBMERGENCE: N/A

CHEMICAL SPRAY: N/A

PARAMETER	ENVIRONMENT		DOCUMENTATION REFERENCE		QUALIFICATION	OUTSTANDING ITEMS	INTERFACES:
	SPECIFICATION	QUALIFICATION	SPECIFICATION	QUALIFICATION	METHOD		CABLE: EQRR 22
OPERATING TIME	1 HR.	30 DAYS	78	127	TEST		
TEMPERATURE (F)	115	346	85	127	TEST		MAINTENANCE REQUIREMENTS: REFERENCE 127 SECTION 4.0
PRESSURE (PSIA)	14.7	84.7	85	127	TEST		
RELATIVE HUMIDITY (%)	90	100	85	127	TEST		
RADIATION	1.01 E5	2.04 E8	85	127	TEST		REMARKS:
AGING	40 YRS.	40 YRS.	N/A	127	TEST & ANAL.		

DEFICIENCY RESOLUTION:

FACILITY: LGS UNIT: 1 DOCKET: 50-352 EQRR: 124
PREPARED BY: RDC DATE: 07/06/83 REVISION DATE: 09/12/83
REVIEWED BY: FMV DATE: 09/12/83

SYSTEM: CONTAINMENT ATMOSPHERIC CONTROL
ACCY:SPEC: N/A
DEMON: N/A
REF: N/A
LOCATION: ROOM 522

PLANT ID: LS-HV-57-117
RACK/PANEL: N/A

COMPONENT: LIMIT SWITCH
ASSOC COMP: AIR OPERATOR
ASSOC COMP: N/A
MODEL NO.: EA180-XX302
ASSOC M/N: N/A
ASSOC M/N: N/A
ASSOC. DWG: N/A

MANUFACTU: NAMCO
ASSOC MANF: FISHER VALVES
ASSOC MANF: N/A
SERIAL NO:
ASSOC S/N: N/A
ASSOC S/N: N/A

SERVICE: VALVE HV-57-117.

P.O. NO: F-59026

FUNCTION: PROVIDES INDICATION OF VALVE POSITION.
REQUIRED FOR LOCA AND ALL HELBS.

SUBMERGENCE: N/A

CHEMICAL SPRAY: N/A

PARAMETER	ENVIRONMENT		DOCUMENTATION REFERENCE		QUALIFICATION	OUTSTANDING ITEMS	INTERFACES:
	SPECIFICATION	QUALIFICATION	SPECIFICATION	QUALIFICATION	METHOD		CABLE: EQRR 22
OPERATING TIME	1 HR.	30 DAYS	78	127	TEST		
TEMPERATURE (F)	210 (F)	346	85	127	TEST		MAINTENANCE REQUIREMENTS: REFERENCE 127 SECTION 4.0
PRESSURE (PSIA)	17.4 (G)	84.7	85	127	TEST		
RELATIVE HUMIDITY (%)	100 (G)	100	85	127	TEST		
RADIATION	1.36 E6	2.04 E8	85	127	TEST		REMARKS:
AGING	40 YRS.	40 YRS.	N/A	127	TEST & ANAL.		

DEFICIENCY RESOLUTION:

FACILITY: LGS UNIT: 1 DOCKET: 50-352 EQRR: 124
PREPARED BY: RDC DATE: 07/06/83 REVISION DATE: 09/12/83
REVIEWED BY: FMV DATE: 09/12/83

SYSTEM: CONTAINMENT ATMOSPHERIC CONTROL
ACCY: SPEC: N/A
DEMON: N/A
REF: N/A
LOCATION: ROOM 304

PLANT ID: LS-HV-57-118
RACK/PANEL: N/A

COMPONENT: LIMIT SWITCH
ASSOC COMP: AIR OPERATOR
ASSOC COMP: N/A
MODEL NO.: EA180-XX302
ASSOC M/N: N/A
ASSOC M/N: N/A
ASSOC. DWG: N/A

MANUFACTU: NAMCO
ASSOC MANF: FISHER VALVES
ASSOC MANF: N/A
SERIAL NO:
ASSOC S/N: N/A
ASSOC S/N: N/A

SERVICE: VALVE HV-57-118.
P.O. NO: F-59026

FUNCTION: PROVIDES INDICATION OF VALVE POSITION.
REQUIRED FOR LOCA AND ALL HELBS.
SUBMERGENCE: N/A

CHEMICAL SPRAY: N/A

PARAMETER	ENVIRONMENT		DOCUMENTATION REFERENCE		QUALIFICATION	OUTSTANDING ITEMS	INTERFACES: CABLE: EQRR 22
	SPECIFICATION	QUALIFICATION	SPECIFICATION	QUALIFICATION	METHOD		
OPERATING TIME	1 HR.	30 DAYS	78	127	TEST		
TEMPERATURE (F)	115	346	85	127	TEST		MAINTENANCE REQUIREMENTS: REFERENCE 127 SECTION 4.0
PRESSURE (PSIA)	14.7	84.7	85	127	TEST		
RELATIVE HUMIDITY (%)	90	100	85	127	TEST		
RADIATION	1.01 E5	2.04 E8	85	127	TEST		REMARKS:
AGING	40 YRS.	40 YRS.	N/A	127	TEST & ANAL.		

DEFICIENCY RESOLUTION:

FACILITY: LGS UNIT: 1 DOCKET: 50-352 EQRR: 87

PREPARED BY: FMV DATE: 03/08/84 REVISION DATE: 03/08/84

REVIEWED BY: MJB DATE: 03/08/84

SYSTEM: CONTAINMENT ATMOSPHERIC CONTROL

ACCY: SPEC: N/A
DEMON: N/A
REF: N/A

LOCATION: ROOM 309

PLANT ID: LS-HV-57-121

RACK/PANEL: N/A

COMPONENT: LIMIT SWITCH
ASSOC COMP: AIR OPERATOR
ASSOC COMP: VALVE (X-25)

MODEL NO.: EA180-XX302
ASSOC M/N: N/A
ASSOC M/N: N/A

ASSOC. DWG: LOC: M-0719
PSID: M-57

MANUFACTU: NAMCO
ASSOC MANF: BETTIS
ASSOC MANF: CLOW

SERIAL NO: N/A
ASSOC S/N: N/A
ASSOC S/N: N/A

SERVICE: PRIMARY CONTAINMENT NITROGEN INERTING ISOLATION VALVE.

P.O. NO: P144AC

FUNCTION: PROVIDES INDICATION OF VALVE POSITION. REQUIRED FOR LOCA AND ALL HELBS.

SUBMERGENCE: N/A

CHEMICAL SPRAY: N/A

PARAMETER	ENVIRONMENT		DOCUMENTATION REFERENCE		QUALIFICATION	OUTSTANDING ITEMS	INTERFACES: CABLE: EQRR 22
	SPECIFICATION	QUALIFICATION	SPECIFICATION	QUALIFICATION	METHOD		
OPERATING TIME	1 HR.	30 DAYS	78,52	179	TEST		
TEMPERATURE (F)	264 (C)	346	85	179	TEST		MAINTENANCE REQUIREMENTS: REFERENCE 179, APPENDIX III
PRESSURE (PSIA)	16.1 (C)	124.7	85	179	TEST		
RELATIVE HUMIDITY (%)	100 (C)	100	85	179	TEST		
RADIATION	9.57 E5	2.04 E8	85	179	TEST		REMARKS:
AGING	40 YRS.	40 YRS.	N/A	179	TEST & ANAL.		

DEFICIENCY RESOLUTION:

PREPARED BY: RDC DATE: 05/19/83 REVISION DATE: 01/05/84

FACILITY: LGS UNIT: 1 DOCKET: 50-352 EQRR: 88

REVIEWED BY: FMV DATE: 01/05/84

SYSTEM: CONTAINMENT ATMOSPHERIC CONTROL

ACCY: SPEC: N/A
DEMON: N/A
REF: N/A

LOCATION: ROOM 306

PLANT ID: LS-HV-57-123

RACK/PANEL: N/A

COMPONENT: LIMIT SWITCH
ASSOC COMP: AIR OPERATOR
ASSOC COMP: VALVE (X-25)

MODEL NO.: EA180-XX302
ASSOC M/N: N/A
ASSOC M/N: N/A

ASSOC. DWG: LOC: M-0719
P&ID: M-57

MANUFACTU: NAMCO
ASSOC MANF: BETTIS
ASSOC MANF: CLON

SERIAL NO: N/A
ASSOC S/N: N/A
ASSOC S/N: N/A

SERVICE: PILOT SOLENOID FOR SUPPRESSION POOL PURGE EXHAUST ISOLATION PURGE ISOLATION VALVE.

P.O. NO: P144AC

FUNCTION: PROVIDES INDICATION OF VALVE POSITION. REQUIRED FOR LOCA AND ALL HELBS.

SUBMERGENCE: N/A

CHEMICAL SPRAY: N/A

PARAMETER	ENVIRONMENT		DOCUMENTATION REFERENCE		QUALIFICATION	OUTSTANDING ITEMS	INTERFACES: CABLE: EQRR 22
	SPECIFICATION	QUALIFICATION	SPECIFICATION	QUALIFICATION	METHOD		
OPERATING TIME	1 HR.	30 DAYS	52	127	TEST		
TEMPERATURE (F)	264 (C)	346	85	127	TEST		MAINTENANCE REQUIREMENTS: REFERENCE 127, SECTION 4.0
PRESSURE (PSIA)	16.1 (C)	84.7	85	127	TEST		
RELATIVE HUMIDITY (%)	100 (C)	100	85	127	TEST		
RADIATION	9.57 E5	2.04 E8	85	127	TEST		REMARKS:
AGING	40 YRS.	40 YRS.	N/A	127	TEST & ANAL.		

DEFICIENCY RESOLUTION:

FACILITY: LGS UNIT: 1 DOCKET: 50-352 EQRR: 88
PREPARED BY: RDC DATE: 05/19/83 REVISION DATE: 12/28/83
REVIEWED BY: FMV DATE: 12/28/83

SYSTEM: CONTAINMENT ATMOSPHERIC CONTROL
ACCY:SPEC: N/A
DEMON: N/A
REF: N/A
LOCATION: ROOM 309

PLANT ID: LS-HV-57-124
RACK/PANEL: N/A

COMPONENT: LIMIT SWITCH
MODEL NO.: EA180-XX302
ASSOC COMP: AIR OPERATOR
ASSOC M/N: N/A
ASSOC. DWG: LOC: M-0719
ASSOC COMP: VALVE (X-201A)
ASSOC M/N: N/A
P&ID: M-57

MANUFACTU: NAMCO
SERIAL NO: N/A
ASSOC MANF: BETTIS
ASSOC S/N: N/A
ASSOC MANF: CLOW
ASSOC S/N: N/A

SERVICE: PILOT SOLENOID FOR SUPPRESSION POOL PURGE EXHAUST ISOLATION PURGE ISOLATION VALVE.
P.O. NO: P144AC

FUNCTION: PROVIDES INDICATION OF VALVE POSITION. REQUIRED FOR LOCA AND ALL HELBS.
SUBMERGENCE: N/A

CHEMICAL SPRAY: N/A

PARAMETER	ENVIRONMENT		DOCUMENTATION REFERENCE		QUALIFICATION	OUTSTANDING ITEMS	INTERFACES: CABLE: EQRR 22
	SPECIFICATION	QUALIFICATION	SPECIFICATION	QUALIFICATION	METHOD		
OPERATING TIME	1 HR.	30 DAYS	52	127	TEST		
TEMPERATURE (F)	264 (C)	346	85	127	TEST		MAINTENANCE REQUIREMENTS: REFERENCE 127, SECTION 4.0
PRESSURE (PSIA)	16.1 (C)	84.7	85	127	TEST		
RELATIVE HUMIDITY (%)	100 (C)	100	85	127	TEST		
RADIATION	9.57 E5	2.04 E8	85	127	TEST		REMARKS:
AGING	40 YRS.	40 YRS.	N/A	127	TEST & ANAL.		

DEFICIENCY RESOLUTION:

PREPARED BY: FMV DATE: 03/08/84 REVISION DATE: 03/08/84

FACILITY: LGS UNIT: 1 DOCKET: 50-352 EQRR: 87

REVIEWED BY: WJB DATE: 03/08/84

SYSTEM: CONTAINMENT ATMOSPHERIC CONTROL

PLANT ID: LS-HV-57-131

COMPONENT: LIMIT SWITCH
ASSOC COMP: AIR OPERATOR
ASSOC COMP: VALVE (X-201A)

MANUFACTU: NAMCO
ASSOC MANF: BETTIS
ASSOC MANF: CLOW

SERVICE: PRIMARY CONTAINMENT NITROGEN INERTING ISOLATION VALVE.

FUNCTION: PROVIDES INDICATION OF VALVE POSITION. REQUIRED FOR LOCA AND ALL HELBS.

ACCY: SPEC: N/A
DEMON: N/A
REF: N/A

MODEL NO.: EA180-XX302
ASSOC M/N: N/A
ASSOC M/N: N/A

SERIAL NO: N/A
ASSOC S/N: N/A
ASSOC S/N: N/A

LOCATION: ROOM 309

RACK/PANEL: N/A

ASSOC. DWG: LOC: M-0719
P&ID: M-57

P.O. NO: P144AC

SUBMERGENCE: N/A

CHEMICAL SPRAY: N/A

PARAMETER	ENVIRONMENT		DOCUMENTATION REFERENCE		QUALIFICATION	OUTSTANDING ITEMS	INTERFACES:
	SPECIFICATION	QUALIFICATION	SPECIFICATION	QUALIFICATION	METHOD		CABLE: EQRR 22
OPERATING TIME	1 HR.	30 DAYS	78,52	179	TEST		
TEMPERATURE (F)	264 (C)	346	85	179	TEST		MAINTENANCE REQUIREMENTS: REFERENCE 179, APPENDIX III
PRESSURE (PSIA)	16.1 (C)	124.7	85	179	TEST		
RELATIVE HUMIDITY (%)	100 (C)	100	85	179	TEST		
RADIATION	9.57 E5	2.04 E8	85	179	TEST		REMARKS:
AGING	40 YRS.	40 YRS.	N/A	179	TEST & ANAL.		

DEFICIENCY RESOLUTION:

FACILITY: LGS UNIT: 1 DOCKET: 50-352 EQRR: 59

PREPARED BY: RDC DATE: 09/22/83 REVISION DATE: 09/22/83

REVIEWED BY: FMV DATE: 09/22/83

SYSTEM: CONTAINMENT ATMOSPHERIC CONTROL

ACCY:SPEC: N/A
DEMON: N/A
REF: N/A

LOCATION: ROOM 519

PLANT ID: PDSL-57-150

RACK/PANEL: 10S205

COMPONENT: PRESSURE DIFFERENTIAL SWITCH
ASSOC COMP: N/A
ASSOC COMP: N/A

MODEL NO.: 15R3-K2Y1C
ASSOC M/N: N/A
ASSOC M/N: N/A

ASSOC. DWG: M-0721
P&ID: M-57

MANUFACTU: STATIC-O-RING
ASSOC MANF: N/A
ASSOC MANF: N/A

SERIAL NO:
ASSOC S/N: N/A
ASSOC S/N: N/A

SERVICE: O2 COMBUSTIBLE GAS ANALYZER AE-57-150.

P.O. NO: M-235

FUNCTION: PROVIDES SIGNAL TO XA-57-126 FOR ANALYZER CONTROL.
REQUIRED FOR LOCA ONLY.

SUBMERGENCE: N/A

CHEMICAL SPRAY: N/A

PARAMETER	ENVIRONMENT		DOCUMENTATION REFERENCE		QUALIFICATION	OUTSTANDING ITEMS	INTERFACES:
	SPECIFICATION	QUALIFICATION	SPECIFICATION	QUALIFICATION	METHOD		
OPERATING TIME	180 DAYS	180 DAYS	78,549	115	TEST & ANAL.		
TEMPERATURE (F)	120	150	85	115	TEST		MAINTENANCE REQUIREMENTS: REFERENCE 115, APPENDIX 1.
PRESSURE (PSIA)	14.7	14.7	85	115	TEST		
RELATIVE HUMIDITY (%)	90	90	85	115	TEST		
RADIATION	5.05 E5	1.00 E6	85 (TABLE 2)	115	TEST		REMARKS:
AGING	40 YRS.	40 YRS.	N/A	115	TEST & ANAL.		

DEFICIENCY RESOLUTION:

FACILITY: LGS UNIT: 1 DOCKET: 50-352 EQRR: 59
PREPARED BY: RDC DATE: 09/22/83 REVISION DATE: 09/22/83
REVIEWED BY: FMV DATE: 09/22/83

SYSTEM: CONTAINMENT ATMOSPHERIC CONTROL
ACCY: SPEC: N/A
DESIGN: N/A
REF: N/A
LOCATION: ROOM 519

PLANT ID: PDSL-57-151
RACK/PANEL: 10S205

COMPONENT: PRESSURE DIFFERENTIAL SWITCH
MODEL NO.: 15R3-K2Y1C
ASSOC COMP: N/A
ASSOC M/N: N/A
ASSOC. DNG: M-0721
ASSOC COMP: N/A
ASSOC M/N: N/A
PSID: M-57

MANUFACTU: STATIC-O-RING
SERIAL NO:
ASSOC MANF: N/A
ASSOC S/N: N/A
ASSOC MANF: N/A
ASSOC S/N: N/A

SERVICE: H2 COMBUSTIBLE GAS ANALYZER AE-57-151.
P.O. NO: M-235

FUNCTION: PROVIDES SIGNAL TO XA-57-126 FOR ANALYZER CONTROL.
REQUIRED FOR LOCA ONLY.
SUBMERGENCE: N/A
CHEMICAL SPRAY: N/A

PARAMETER	ENVIRONMENT		DOCUMENTATION REFERENCE		QUALIFICATION	OUTSTANDING ITEMS	INTERFACES
	SPECIFICATION	QUALIFICATION	SPECIFICATION	QUALIFICATION	METHOD		
OPERATING TIME	180 DAYS	180 DAYS	78,549	115	TEST & ANAL.		
TEMPERATURE (F)	120	150	85	115	TEST		MAINTENANCE REQUIREMENTS: REFERENCE 115, APPENDIX 1.
PRESSURE (PSIA)	14.7	14.7	85	115	TEST		
RELATIVE HUMIDITY (%)	90	90	85	115	TEST		
RADIATION	5.05 E5	1.00 E6	85 (TABLE 2)	115	TEST		REMARKS:
AGING	40 YRS.	40 YRS.	N/A	115	TEST & ANAL.		

DEFICIENCY RESOLUTION:

FACILITY: LGS UNIT: 1 DOCKET: 50-352 EQRR: 59

PREPARED BY: RDC DATE: 09/22/83 REVISION DATE: 09/22/83

REVIEWED BY: FMV DATE: 09/22/83

SYSTEM: CONTAINMENT ATMOSPHERIC CONTROL

PLANT ID: PDSL-57-187

COMPONENT: PRESSURE DIFFERENTIAL SWITCH
ASSOC COMP: N/A
ASSOC COMP: N/A

MANUFACTU: STATIC-O-RING
ASSOC MANF: N/A
ASSOC MANF: N/A

SERVICE: O2 COMBUSTIBLE GAS ANALYZER AE-57-187.

FUNCTION: PROVIDES SIGNAL TO XA-57-196 FOR ANALYZER CONTROL.
REQUIRED FOR LOCA ONLY.

ACCY: SPEC: N/A
DEMON: N/A
REF: N/A

MODEL NO.: 15R3-K2Y1C
ASSOC M/N: N/A
ASSOC M/N: N/A

SERIAL NO:
ASSOC S/N: N/A
ASSOC S/N: N/A

LOCATION: ROOM 402

RACK/PANEL: 10S206

ASSOC. DNG: LOC: M-0119
P&ID: M-57

P.O. NO: M-235

SUBMERGENCE: N/A

CHEMICAL SPRAY: N/A

PARAMETER	ENVIRONMENT		DOCUMENTATION REFERENCE		QUALIFICATION	OUTSTANDING ITEMS	INTERFACES:
	SPECIFICATION	QUALIFICATION	SPECIFICATION	QUALIFICATION	METHOD		
OPERATING TIME	180 DAYS	180 DAYS	78,549	115	TEST & ANAL.		
TEMPERATURE (F)	120	150	85	115	TEST		MAINTENANCE REQUIREMENTS: REFERENCE 115, APPENDIX 1.
PRESSURE (PSIA)	14.7	14.7	85	115	TEST		
RELATIVE HUMIDITY (%)	90	90	85	115	TEST		
RADIATION	5.05 E5	1.00 E6	85 (TABLE 2)	115	TEST		REMARKS:
AGING	40 YRS.	40 YRS.	N/A	115	TEST & ANAL.		

DEFICIENCY RESOLUTION:

FACILITY: LGS UNIT: 1 DOCKET: 50-352 EQRR: 59
PREPARED BY: RDC DATE: 09/22/83 REVISION DATE: 09/22/83
REVIEWED BY: FMV DATE: 09/22/83

SYSTEM: CONTAINMENT ATMOSPHERIC CONTROL
ACCY: SPEC: N/A
DEMON: N/A
REF: N/A
LOCATION: ROOM 402

PLANT ID: PDSL-57-188
RACK/PANEL: J0S206

COMPONENT: PRESSURE DIFFERENTIAL SWITCH
MODEL NO.: 15R3-K2Y1C
ASSOC COMP: N/A
ASSOC M/N: N/A
ASSOC. DWG: LOC: M-0119
ASSOC COMP: N/A
ASSOC M/N: N/A
P&ID: M-57

MANUFACTU: STATIC-O-RING
SERIAL NO:
ASSOC MANF: N/A
ASSOC S/N: N/A
ASSOC MANF: N/A
ASSOC S/N: N/A

SERVICE: H2 COMBUSTIBLE GAS ANALYZER AE-57-188.
P.O. NO: M-235

FUNCTION: PROVIDES SIGNAL TO XA-57-196 FOR ANALYZER CONTROL.
REQUIRED FOR LOCA ONLY.
SUBMERGENCE: N/A

CHEMICAL SPRAY: N/A

PARAMETER	ENVIRONMENT		DOCUMENTATION REFERENCE		QUALIFICATION	OUTSTANDING ITEMS	INTERFACES:
	SPECIFICATION	QUALIFICATION	SPECIFICATION	QUALIFICATION	METHOD		
OPERATING TIME	180 DAYS	180 DAYS	78,549	115	TEST & ANAL.		
TEMPERATURE (F)	120	150	85	115	TEST		MAINTENANCE REQUIREMENTS: REFERENCE 115, APPENDIX 1.
PRESSURE (PSIA)	14.7	14.7	85	115	TEST		
RELATIVE HUMIDITY (%)	90	90	85	115	TEST		
RADIATION	5.05 E5	1.00 E6	85 (TABLE 2)	115	TEST		REMARKS:
AGING	40 YRS.	40 YRS.	N/A	115	TEST & ANAL.		

DEFICIENCY RESOLUTION:

FACILITY: LGS UNIT: 1 DOCKET: 50-352 EQRR: 59
PREPARED BY: RDC DATE: 08/22/83 REVISION DATE: 09/13/83
REVIEWED BY: FMV DATE: 09/13/83

SYSTEM: CONTAINMENT ATMOSPHERIC CONTROL
ACCY: SPEC: N/A DEMON: N/A REF: N/A
LOCATION: ROOM 519
PLANT ID: PSL-57-127A
RACK/PANEL: 10S205

COMPONENT: PRESSURE SWITCH
ASSOC COMP: N/A
ASSOC COMP: N/A
MODEL NO.: 6P3-K3M4C
ASSOC M/N: N/A
ASSOC M/N: N/A
ASSOC. DWG: LOC: M-0721 P&ID: M-57

MANUFACTU: STATIC-O-RING
ASSOC MANF: N/A
ASSOC MANF: N/A
SERIAL NO:
ASSOC S/N: N/A
ASSOC S/N: N/A

SERVICE: COMBUSTIBLE GAS ANALYZER VALVE SV-57-127A.
P.O. NO: M-235

FUNCTION: PROVIDES SIGNAL TO XA-57-126 FOR ANALYZER CONTROL. REQUIRED FOR LOCA ONLY.
SUBMERGENCE: N/A
CHEMICAL SPRAY: N/A

PARAMETER	ENVIRONMENT		DOCUMENTATION REFERENCE		QUALIFICATION	OUTSTANDING ITEMS	INTERFACES:
	SPECIFICATION	QUALIFICATION	SPECIFICATION	QUALIFICATION	METHOD		
OPERATING TIME	180 DAYS	180 DAYS	78,549	115	TEST & ANAL.		
TEMPERATURE (F)	120	150	85	115	TEST		MAINTENANCE REQUIREMENTS: REFERENCE 115, APPENDIX 1.
PRESSURE (PSIA)	14.7	14.7	85	115	TEST		
RELATIVE HUMIDITY (%)	90	90	85	115	TEST		
RADIATION	5.05 E5	1.00 E6	85 (TABLE 2)	115	TEST		REMARKS:
AGING	40 YRS.	40 YRS.	N/A	115	TEST & ANAL.		

DEFICIENCY RESOLUTION:

PREPARED BY: RDC DATE: 08/22/83 REVISION DATE: 09/13/83

FACILITY: LGS UNIT: 1 DOCKET: 50-352 EQRR: 59

REVIEWED BY: FMV DATE: 09/13/83

SYSTEM: CONTAINMENT ATMOSPHERIC CONTROL

ACCY: SPEC: N/A
DEMON: N/A
REF: N/A

LOCATION: ROOM 519

PLANT ID: PSL-57-127B

RACK/PANEL: 10S205

COMPONENT: PRESSURE SWITCH
ASSOC COMP: N/A
ASSOC COMP: N/A

MODEL NO.: 6P3-K3M4C
ASSOC M/N: N/A
ASSOC M/N: N/A

ASSOC. DWG: LOC: M-0721
P&ID: M-57

MANUFACTU: STATIC-O-RING
ASSOC MANF: N/A
ASSOC MANF: N/A

SERIAL NO:
ASSOC S/N: N/A
ASSOC S/N: N/A

SERVICE: COMBUSTIBLE GAS ANALYZER VALVE SV-57-127B.

P.O. NO: M-235

FUNCTION: PROVIDES SIGNAL TO XA-57-126 FOR ANALYZER CONTROL.
REQUIRED FOR LOCA ONLY.

SUBMERGENCE: N/A

CHEMICAL SPRAY: N/A

PARAMETER	ENVIRONMENT		DOCUMENTATION REFERENCE		QUALIFICATION	OUTSTANDING ITEMS	INTERFACES:
	SPECIFICATION	QUALIFICATION	SPECIFICATION	QUALIFICATION	METHOD		
OPERATING TIME	180 DAYS	180 DAYS	78,549	115	TEST & ANAL.		
TEMPERATURE (F)	120	150	85	115	TEST		MAINTENANCE REQUIREMENTS: REFERENCE 115, APPENDIX 1.
PRESSURE (PSIA)	14.7	14.7	85	115	TEST		
RELATIVE HUMIDITY (%)	90	90	85	115	TEST		
RADIATION	5.05 E5	1.00 E6	85 (TABLE 2)	115	TEST		REMARKS:
AGING	40 YRS.	40 YRS.	N/A	115	TEST & ANAL.		

DEFICIENCY RESOLUTION:

PREPARED BY: RDC DATE: 08/22/83 REVISION DATE: 09/13/83

FACILITY: LGS UNIT: 1 DOCKET: 50-352 EQRR: 59

REVIEWED BY: FMV DATE: 09/13/83

SYSTEM: CONTAINMENT ATMOSPHERIC CONTROL

ACCY: SPEC: N/A
DEMON: N/A
REF: N/A

LOCATION: ROOM 519

PLANT ID: PSL-57-128A

RACK/PANEL: 10S205

COMPONENT: PRESSURE SWITCH
ASSOC COMP: N/A
ASSOC COMP: N/A

MODEL NO.: 6P3-K3M4C
ASSOC M/N: N/A
ASSOC M/N: N/A

ASSOC. DWG: LOC: M-0721
P&ID: M-57

MANUFACTU: STATIC-O-RING
ASSOC MANF: N/A
ASSOC MANF: N/A

SERIAL NO:
ASSOC S/N: N/A
ASSOC S/N: N/A

SERVICE: COMBUSTIBLE GAS ANALYZER VALVE SV-57-128A.

P.O. NO: M-235

FUNCTION: PROVIDES SIGNAL TO XA-57-126 FOR ANALYZER CONTROL.
REQUIRED FOR LOCA ONLY.

SUBMERGENCE: N/A

CHEMICAL SPRAY: N/A

PARAMETER	ENVIRONMENT		DOCUMENTATION REFERENCE		QUALIFICATION	OUTSTANDING ITEMS	INTERFACES:
	SPECIFICATION	QUALIFICATION	SPECIFICATION	QUALIFICATION	METHOD		
OPERATING TIME	180 DAYS	180 DAYS	78,549	115	TEST & ANAL.		
TEMPERATURE (F)	120	150	85	115	TEST		MAINTENANCE REQUIREMENTS: REFERENCE 115, APPENDIX 1.
PRESSURE (PSIA)	14.7	14.7	85	115	TEST		
RELATIVE HUMIDITY (%)	90	90	85	115	TEST		
RADIATION	5.05 E5	1.00 E6	85 (TABLE 2)	115	TEST		REMARKS:
AGING	40 YRS.	40 YRS.	N/A	115	TEST & ANAL.		

DEFICIENCY RESOLUTION:

PREPARED BY: RDC DATE: 08/22/83 REVISION DATE: 09/13/83

FACILITY: LGS UNIT: 1 DOCKET: 50-352 EQRR: 59

REVIEWED BY: FMV DATE: 09/13/83

SYSTEM: CONTAINMENT ATMOSPHERIC CONTROL
ACCY: SPEC: N/A
DEMON: N/A
REF: N/A
LOCATION: ROOM 519

PLANT ID: PSL-57-128B
RACK/PANEL: 10S205

COMPONENT: PRESSURE SWITCH
MODEL NO.: 6P3-K3M4C
ASSOC COMP: N/A
ASSOC M/N: N/A
ASSOC DMG: LOC: M-0721
ASSOC COMP: N/A
ASSOC M/N: N/A
P&ID: M-57

MANUFACTU: STATIC-O-RING
SERIAL NO:
ASSOC MANF: N/A
ASSOC S/N: N/A
ASSOC MANF: N/A
ASSOC S/N: N/A

SERVICE: COMBUSTIBLE GAS ANALYZER VALVE SV-57-128B.
CLOSED, ENERGIZED DURING SAMPLING FROM THE SUPPRESSION POOL.
P.O. NO: M-235

FUNCTION: PROVIDES SIGNAL TO XA-57-126 FOR ANALYZER CONTROL.
REQUIRED FOR LOCA ONLY.
SUBMERGENCE: N/A

CHEMICAL SPRAY: N/A

PARAMETER	ENVIRONMENT		DOCUMENTATION REFERENCE		QUALIFICATION		INTERFACES:
	SPECIFICATION	QUALIFICATION	SPECIFICATION	QUALIFICATION	METHOD	OUTSTANDING ITEMS	
OPERATING TIME	180 DAYS	180 DAYS	78,549	115	TEST & ANAL.		
TEMPERATURE (F)	120	150	85	115	TEST		MAINTENANCE REQUIREMENTS: REFERENCE 115, APPENDIX 1.
PRESSURE (PSIA)	14.7	14.7	85	115	TEST		
RELATIVE HUMIDITY (%)	90	90	85	115	TEST		
RADIATION	5.05 E5	1.00 E6	85 (TABLE 2)	115	TEST		REMARKS:
AGING	40 YRS.	40 YRS.	N/A	115	TEST & ANAL.		

DEFICIENCY RESOLUTION:

FACILITY: LGS UNIT: 1 DOCKET: 50-352 EQRR: 59
PREPARED BY: RDC DATE: 08/22/83 REVISION DATE: 09/13/83
REVIEWED BY: FMV DATE: 09/13/83

SYSTEM: CONTAINMENT ATMOSPHERIC CONTROL
ACCY: SPEC: N/A DEMON: N/A REF: N/A
LOCATION: ROOM 401
PLANT ID: PSL-57-197A
RACK/PANEL: 10S206

COMPONENT: PRESSURE SWITCH
MODEL NO.: 6P3-K3M4C
ASSOC COMP: N/A
ASSOC M/N: N/A
ASSOC COMP: N/A
ASSOC M/N: N/A
ASSOC. DWG: LOC: M-0119 P&ID: M-57

MANUFACTU: STATIC-O-RING
SERIAL NO:
ASSOC MANF: N/A
ASSOC S/N: N/A
ASSOC MANF: N/A
ASSOC S/N: N/A

SERVICE: COMBUSTIBLE GAS ANALYZER VALVE SV-57-197A
P.O. NO: M-235

FUNCTION: PROVIDES SIGNAL TO XA-57-196 FOR ANALYZER CONTROL. REQUIRED FOR LOCA ONLY.
SUBMERGENCE: N/A
CHEMICAL SPRAY: N/A

PARAMETER	ENVIRONMENT		DOCUMENTATION REFERENCE		QUALIFICATION	OUTSTANDING ITEMS	INTERFACES:
	SPECIFICATION	QUALIFICATION	SPECIFICATION	QUALIFICATION	METHOD		
OPERATING TIME	180 DAYS	180 DAYS	78,549	115	TEST & ANAL.		
TEMPERATURE (F)	120	150	85	115	TEST		MAINTENANCE REQUIREMENTS: REFERENCE 115, APPENDIX 1.
PRESSURE (PSIA)	14.7	14.7	85	115	TEST		
RELATIVE HUMIDITY (%)	90	90	85	115	TEST		
RADIATION	5.05 E5	1.00 E6	85 (TABLE 2)	115	TEST		REMARKS:
AGING	40 YRS.	40 YRS.	N/A	115	TEST & ANAL.		

DEFICIENCY RESOLUTION:

FACILITY: LGS UNIT: 1 DOCKET: 50-352 EQRR: 59

PREPARED BY: RDC DATE: 08/22/83 REVISION DATE: 09/13/83

REVIEWED BY: FMV DATE: 09/13/83

SYSTEM: CONTAINMENT ATMOSPHERIC CONTROL

ACCY: SPEC: N/A
DEMON: N/A
REF: N/A

LOCATION: ROOM 402

PLANT ID: PSL-57-197B

RACK/PANEL: 10S206

COMPONENT: PRESSURE SWITCH
ASSOC COMP: N/A
ASSOC COMP: N/A

MODEL NO.: 6P3-K3M4C
ASSOC M/N: N/A
ASSOC M/N: N/A

ASSOC. DWG: LOC: M-0119
P&ID: M-57

MANUFACTU: STATIC-O-RING
ASSOC MANF: N/A
ASSOC MANF: N/A

SERIAL NO:
ASSOC S/N: N/A
ASSOC S/N: N/A

SERVICE: COMBUSTIBLE GAS ANALYZER VALVE SV-57-197B.

P.O. NO: M-235

FUNCTION: PROVIDES SIGNAL TO XA-57-196 FOR ANALYZER CONTROL.
REQUIRED FOR LOCA ONLY.

SUBMERGENCE: N/A

CHEMICAL SPRAY: N/A

PARAMETER	ENVIRONMENT		DOCUMENTATION REFERENCE		QUALIFICATION	OUTSTANDING ITEMS	INTERFACES:
	SPECIFICATION	QUALIFICATION	SPECIFICATION	QUALIFICATION	METHOD		
OPERATING TIME	180 DAYS	180 DAYS	78,549	115	TEST & ANAL.		
TEMPERATURE (F)	120	150	85	115	TEST		MAINTENANCE REQUIREMENTS: REFERENCE 115, APPENDIX 1.
PRESSURE (PSIA)	14.7	14.7	85	115	TEST		
RELATIVE HUMIDITY (%)	90	90	85	115	TEST		
RADIATION	5.05 E5	1.00 E6	85 (TABLE 2)	115	TEST		REMARKS:
AGING	40 YRS.	40 YRS.	N/A	115	TEST & ANAL.		

DEFICIENCY RESOLUTION:

PREPARED BY: RDC DATE: 08/22/83 REVISION DATE: 09/13/83

FACILITY: LGS UNIT: 1 DOCKET: 50-352 EQRR: 59

REVIEWED BY: FMV DATE: 09/13/83

SYSTEM: CONTAINMENT ATMOSPHERIC CONTROL

ACCY: SPEC: N/A
DEMON: N/A
REF: N/A

LOCATION: ROOM 402

PLANT ID: PSL-57-198A

RACK/PANEL: 10S206

COMPONENT: PRESSURE SWITCH
ASSOC COMP: N/A
ASSOC COMP: N/A

MODEL NO.: 6P3-K3M4C
ASSOC M/N: N/A
ASSOC M/N: N/A

ASSOC. DWG: LOC: M-0119
P&ID: M-57

MANUFACTU: STATIC-O-RING
ASSOC MANF: N/A
ASSOC MANF: N/A

SERIAL NO:
ASSOC S/N: N/A
ASSOC S/N: N/A

SERVICE: COMBUSTIBLE GAS ANALYZER VALVE SV-57-198A.

P.O. NO: M-235

FUNCTION: PROVIDES SIGNAL TO XA-57-196 FOR ANALYZER CONTROL.
REQUIRED FOR LOCA ONLY.

SUBMERGENCE: N/A

CHEMICAL SPRAY: N/A

PARAMETER	ENVIRONMENT		DOCUMENTATION REFERENCE		QUALIFICATION	OUTSTANDING ITEMS	INTERFACES:
	SPECIFICATION	QUALIFICATION	SPECIFICATION	QUALIFICATION	METHOD		
OPERATING TIME	180 DAYS	180 DAYS	78,549	115	TEST & ANAL.		
TEMPERATURE (F)	120	150	85	115	TEST		MAINTENANCE REQUIREMENTS: REFERENCE 115, APPENDIX 1.
PRESSURE (PSIA)	14.7	14.7	85	115	TEST		
RELATIVE HUMIDITY (%)	90	90	85	115	TEST		
RADIATION	5.05 E5	1.00 E6	85 (TABLE 2)	115	TEST		REMARKS:
AGING	40 YRS.	40 YRS.	N/A	115	TEST & ANAL.		

DEFICIENCY RESOLUTION:

PREPARED BY: RDC DATE: 08/22/83 REVISION DATE: 09/13/83

FACILITY: LGS UNIT: 1 DOCKET: 50-352 EQRR: 59

REVIEWED BY: FMV DATE: 09/13/83

SYSTEM: CONTAINMENT ATMOSPHERIC CONTROL

ACCY: SPEC: N/A
DEMON: N/A
REF: N/A

LOCATION: ROOM 402

PLANT ID: PSL-57-198B

RACK/PANEL: 10S206

COMPONENT: PRESSURE SWITCH
ASSOC COMP: N/A
ASSOC COMP: N/A

MODEL NO.: 6P3-K3M4C
ASSOC M/N: N/A
ASSOC M/N: N/A

ASSOC. DWG: LOC: M-0119
P&ID: M-57

MANUFACTU: STATIC-O-RING
ASSOC MANF: N/A
ASSOC MANF: N/A

SERIAL NO:
ASSOC S/N: N/A
ASSOC S/N: N/A

SERVICE: COMBUSTIBLE GAS ANALYZER VALVE SV-57-198B.

P.O. NO: M-235

FUNCTION: PROVIDES SIGNAL TO XA-57-196 FOR ANALYZER CONTROL.
REQUIRED FOR LOCA ONLY.

SUBMERGENCE: N/A

CHEMICAL SPRAY: N/A

PARAMETER	ENVIRONMENT		DOCUMENTATION REFERENCE		QUALIFICATION	OUTSTANDING ITEMS	INTERFACES:
	SPECIFICATION	QUALIFICATION	SPECIFICATION	QUALIFICATION	METHOD		
OPERATING TIME	180 DAYS	180 DAYS	78,549	115	TEST & ANAL.		
TEMPERATURE (F)	120	150	85	115	TEST		MAINTENANCE REQUIREMENTS: REFERENCE 115, APPENDIX 1.
PRESSURE (PSIA)	14.7	14.7	85	115	TEST		
RELATIVE HUMIDITY (%)	90	90	85	115	TEST		
RADIATION	5.05 E5	1.00 E6	85 (TABLE 2)	115	TEST		REMARKS:
AGING	40 YRS.	40 YRS.	N/A	115	TEST & ANAL.		

DEFICIENCY RESOLUTION:

FACILITY: LGS UNIT: 1 DOCKET: 50-352 EQRR: 1
PREPARED BY: FMV DATE: 03/08/84 REVISION DATE: 03/08/84
REVIEWED BY: NJB DATE: 03/08/84

SYSTEM: CONTAINMENT ATMOSPHERIC CONTROL
ACCY: SPEC: +-0.5% OF SPAN
DEMON: +-0.11% OF SPAN
REF: 114;REP10826,SEC8.1,TBL3
LOCATION: ROOM 207

PLANT ID: PT-57-101
RACK/PANEL: N/A

COMPONENT: PRESSURE TRANSMITTER
MODEL NO.: 1153 SERIES B
ASSOC COMP: N/A
ASSOC M/N: N/A
ASSOC. DWG: LOC: M-0712
ASSOC COMP: N/A
ASSOC M/N: N/A
P&ID: M-57

MANUFACTU: ROSEMOUNT
SERIAL NO: N/A
ASSOC MANF: N/A
ASSOC S/N: N/A
ASSOC MANF: N/A
ASSOC S/N: N/A

SERVICE: SUPPRESSION POOL PRESSURE.
P.O. NO: M-206

FUNCTION: TRANSMITS SIGNAL TO PR-57-101 IN CONTROL ROOM.
REQUIRED FOR LOCA AND ALL NELBS FOR OPERATOR INFORMATION.
SUBMERGENCE: N/A
CHEMICAL SPRAY: N/A

PARAMETER	ENVIRONMENT		DOCUMENTATION REFERENCE		QUALIFICATION	OUTSTANDING ITEMS	INTERFACES: CABLE: EQRR 22
	SPECIFICATION	QUALIFICATION	SPECIFICATION	QUALIFICATION	METHOD		
OPERATING TIME	180 DAYS	180 DAYS	78	114	TEST & ANAL.		
TEMPERATURE (F)	120	318	85	114	TEST		MAINTENANCE REQUIREMENTS: REFERENCE 540,114
PRESSURE (PSIA)	14.7	87.7	85	114	TEST		
RELATIVE HUMIDITY (%)	90	100	85	114	TEST		
RADIATION	3.70 E6	2.44 E7	85	114	TEST		REMARKS:
AGING	40 YRS.	20 YRS.	N/A	114	TEST & ANAL.		

DEFICIENCY RESOLUTION:

FACILITY: LGS UNIT: 1 DOCKET: 50-352 EQRR: 1

PREPARED BY: FMV DATE: 03/08/84 REVISION DATE: 03/08/84

REVIEWED BY: WJB DATE: 03/08/84

SYSTEM: CONTAINMENT ATMOSPHERIC CONTROL

ACCY: SPEC: +-0.5% OF SPAN
DEMON: +-0.11% OF SPAN
REF: 114;REP10826,SEC8.1,TBL3

LOCATION: ROOM 402

PLANT ID: PT-57-121

RACK/PANEL: N/A

COMPONENT: PRESSURE TRANSMITTER
ASSOC COMP: N/A
ASSOC COMP: N/A

MODEL NO.: 1153 SERIES B
ASSOC M/N: N/A
ASSOC M/N: N/A

ASSOC. DWG: LOC: M-0720
P&ID: M-57

MANUFACTU: ROSEMOUNT
ASSOC MANF: N/A
ASSOC MANF: N/A

SERIAL NO: N/A
ASSOC S/N: N/A
ASSOC S/N: N/A

SERVICE: SUPPRESSION POOL ATMOSPHERE PRESSURE INDICATION.

P.O. NO: M-206

FUNCTION: TRANSMITS SIGNAL TO PI-57-121 FOR CONTROL ROOM INDICATION.
REQUIRED FOR LOCA AND ALL HELBS FOR OPERATOR INFORMATION.

SUBMERGENCE: N/A

CHEMICAL SPRAY: N/A

PARAMETER	ENVIRONMENT		DOCUMENTATION REFERENCE		QUALIFICATION	OUTSTANDING ITEMS	INTERFACES: CABLE: EQRR 22
	SPECIFICATION	QUALIFICATION	SPECIFICATION	QUALIFICATION	METHOD		
OPERATING TIME	180 DAYS	180 DAYS	78	114	TEST & ANAL.		
TEMPERATURE (F)	120	318	85	114	TEST		MAINTENANCE REQUIREMENTS: REFERENCE 540,114
PRESSURE (PSIA)	14.7	87.7	85	114	TEST		
RELATIVE HUMIDITY (%)	90	100	85	114	TEST		
RADIATION	4.19 E6	2.44 E7	85	114	TEST		REMARKS:
AGING	40 YRS.	20 YRS.	N/A	114	TEST & ANAL.		

DEFICIENCY RESOLUTION:

PREPARED BY: FMV DATE: 03/09/84 REVISION DATE: 03/09/84

FACILITY: LGS UNIT: 1 DOCKET: 50-352 EQRR: 1

REVIEWED BY: MJB DATE: 03/09/84

SYSTEM: CONTAINMENT ATMOSPHERIC CONTROL

ACCY: SPEC: +-0.5% OF SPAN
DEMON: +-0.11% OF SPAN
REF: 114;REPORT10826,SECT.8.1T

LOCATION: ROOM 601

PLANT ID: PT-57-139

RACK/PANEL: N/A
N/A

COMPONENT: PRESSURE TRANSMITTER
ASSOC COMP: N/A
ASSOC COMP: N/A

MODEL NO.: 1153 SERIES B
ASSOC M/N: N/A
ASSOC M/N: N/A

ASSOC. DWG: 8031-M-710
P&ID: M-57

MANUFACTU: ROSEMOUNT
ASSOC MANF: N/A
ASSOC MANF: N/A

SERIAL NO: N/A
ASSOC S/N: N/A
ASSOC S/N: N/A

SERVICE: SIGNAL TO COMPUTER POINT
E-1343 AND TO PEN 1 OF PR-57-101

P.O. NO: 8031-M-206

FUNCTION: RECORD DRYWELL PRESSURE

SUBMERGENCE: N/A

CHEMICAL SPRAY: N/A
N/A

PARAMETER	ENVIRONMENT		DOCUMENTATION REFERENCE		QUALIFICATION	OUTSTANDING ITEMS	INTERFACES: CABLE: EQRR 22
	SPECIFICATION	QUALIFICATION	SPECIFICATION	QUALIFICATION	METHOD		
OPERATING TIME	180 DAYS	180 DAYS	78	114	TEST & ANAL.		
TEMPERATURE (F)	120	318	85	114	TEST		MAINTENANCE REQUIREMENTS: REFERENCE 540,114
PRESSURE (PSIA)	14.7	87.7	85	114	TEST		
RELATIVE HUMIDITY (%)	90	100	85	114	TEST		
RADIATION	6.71 E4	2.44 E7	85	114	TEST		REMARKS:
AGING	40 YRS.	20 YRS.	N/A	114	TEST & ANAL.		

DEFICIENCY RESOLUTION:

FACILITY: LGS UNIT: 1 DOCKET: 50-352 EQRR: 54
PREPARED BY: DJT DATE: 03/13/84 REVISION DATE: 03/13/84
REVIEWED BY: FMV DATE: 03/13/84

SYSTEM: CONTAINMENT ATMOSPHERIC CONTROL
ACCY:SPEC: N/A
DEMON: N/A
REF: N/A
LOCATION: ROOM 207

PLANT ID: SV-57-101
RACK/PANEL: N/A

COMPONENT: SOLENOID VALVE
ASSOC COMP: (X-220B)
ASSOC COMP: N/A
MODEL NO.: 76EE-004
ASSOC M/N: N/A
ASSOC M/N: N/A
ASSOC. DWG: LOC: M-0712
P&ID: M-57

MANUFACTU: TARGET ROCK CORP.
ASSOC MANF: N/A
ASSOC MANF: N/A
SERIAL NO: N/A
ASSOC S/N: N/A
ASSOC S/N: N/A

SERVICE: NORMALLY ENERGIZED OPEN. FAILS CLOSED.

P.O. NO: M-245

FUNCTION: TO REMAIN OPEN POST-LOCA OR HELB. FED FROM CLASS 1E POWER. LOCA AND ALL LINE BREAKS.

SUBMERGENCE: N/A

CHEMICAL SPRAY: N/A

PARAMETER	ENVIRONMENT		DOCUMENTATION REFERENCE		QUALIFICATION	OUTSTANDING ITEMS	INTERFACES: CONDUIT SEAL REQUIRED. REF. 801.
	SPECIFICATION	QUALIFICATION	SPECIFICATION	QUALIFICATION	METHOD		
OPERATING TIME	180 DAYS	180 DAYS	78	801	TEST & ANAL.		
TEMPERATURE (F)	115	385	85	50	TEST		MAINTENANCE REQUIREMENTS: REF. 801: SILICONE RUBBER PARTS HAVE A 5 YR. LIFE. MUST FOLLOW MAINTENANCE INSTRUCTIONS IN SECT. 4.
PRESSURE (PSIA)	14.7	80.7	85	50	TEST		
RELATIVE HUMIDITY (%)	90	100	85	50	TEST		
RADIATION	3.70 E6	1.126 E8	85	50	TEST		REMARKS:
AGING	40 YRS.	40 YRS.	N/A	50	TEST		

DEFICIENCY RESOLUTION:

FACILITY: LGS UNIT: 1 DOCKET: 50-352 EQRR: 59
PREPARED BY: RDC DATE: 09/22/83 REVISION DATE: 09/22/83
REVIEWED BY: FMV DATE: 09/22/83

SYSTEM: CONTAINMENT ATMOSPHERIC CONTROL
ACCY: SPEC: N/A
DENON: N/A
REF: N/A
LOCATION: ROOM 519

PLANT ID: SV-57-127A
RACK/PANEL: 10S205

COMPONENT: SOLENOID VALVE
ASSOC COMP: N/A
ASSOC COMP: N/A
MODEL NO.: THT8262C7E
ASSOC M/N: N/A
ASSOC M/N: N/A
ASSOC. DWG: LOC: M-0721
P&ID: M-57

MANUFACTU: AUTOMATIC SWITCH COMPANY
ASSOC MANF: N/A
ASSOC MANF: N/A
SERIAL NO:
ASSOC S/N: N/A
ASSOC S/N: N/A

SERVICE: H2 SPAN GAS INLET VALVE. NORMALLY DE-ENERGIZED CLOSED.

P.O. NO: M-235

FUNCTION: OPENED FOR CALIBRATION OF H2 ANALYZER.
CLOSED WHEN CALIBRATION IS COMPLETED.
REQUIRED FOR LOCA ONLY.

SUBMERGENCE: N/A

CHEMICAL SPRAY: N/A

PARAMETER	ENVIRONMENT		DOCUMENTATION REFERENCE		QUALIFICATION	OUTSTANDING ITEMS	INTERFACES:
	SPECIFICATION	QUALIFICATION	SPECIFICATION	QUALIFICATION	METHOD		
OPERATING TIME	180 DAY	180 DAYS	78,549	115	TEST & ANAL.		
TEMPERATURE (F)	120	150	85	115	TEST		MAINTENANCE REQUIREMENTS: REFERENCE 115, APPENDIX 1.
PRESSURE (PSIA)	14.7	14.7	85	115	TEST		
RELATIVE HUMIDITY (%)	90	90	85	115	TEST		
RADIATION	5.05 E5	1.00 E6	85 (TABLE 2)	115	TEST		REMARKS:
AGING	40 YRS.	40 YRS.	N/A	115	TEST & ANAL.		

DEFICIENCY RESOLUTION:

FACILITY: LGS UNIT: 1 DOCKET: 50-352 EQRR: 59

PREPARED BY: RDC DATE: 08/22/83 REVISION DATE: 09/13/83

REVIEWED BY: FMV DATE: 09/13/83

SYSTEM: CONTAINMENT ATMOSPHERIC CONTROL

ACCY: SPEC: N/A
DEMON: N/A
REF: N/A

LOCATION: ROOM 519

PLANT ID: SV-57-127B

RACK/PANEL: 10S205

COMPONENT: SOLENOID VALVE
ASSOC COMP: N/A
ASSOC COMP: N/A

MODEL NO.: THT8262C7E
ASSOC M/N: N/A
ASSOC M/N: N/A

ASSOC. DWG: LOC: M-0721
P&ID: M-57

MANUFACTU: AUTOMATIC SWITCH COMPANY
ASSOC MANF: N/A
ASSOC MANF: N/A

SERIAL NO:
ASSOC S/N: N/A
ASSOC S/N: N/A

SERVICE: H2 REAGENT GAS INLET VALVE. NORMALLY INTERMITTENTLY ENERGIZED, OPENED WHEN ANALYZER IS OPERATING.

P.O. NO: M-235

FUNCTION: OPENED TO LET REAGENT GAS INTO H2 GAS ANALYZER. REQUIRED FOR LOCA ONLY.

SUBMERGENCE: N/A

CHEMICAL SPRAY: N/A

PARAMETER	ENVIRONMENT		DOCUMENTATION REFERENCE		QUALIFICATION	OUTSTANDING ITEMS	INTERFACES:
	SPECIFICATION	QUALIFICATION	SPECIFICATION	QUALIFICATION	METHOD		
OPERATING TIME	180 DAYS	180 DAYS	78,549	115	TEST & ANAL.		
TEMPERATURE (F)	120	150	85	115	TEST		MAINTENANCE REQUIREMENTS: REFERENCE 115, APPENDIX 1.
PRESSURE (PSIA)	14.7	14.7	85	115	TEST		
RELATIVE HUMIDITY (%)	90	90	85	115	TEST		
RADIATION	5.05 E5	1.00 E6	85 (TABLE 2)	115	TEST		REMARKS:
AGING	40 YRS.	40 YRS.	N/A	115	TEST & ANAL.		

DEFICIENCY RESOLUTION:

FACILITY: LGS UNIT: 1 DOCKET: 50-352 EQRR: 59

PREPARED BY: RDC DATE: 08/22/83 REVISION DATE: 09/13/83

REVIEWED BY: FMV DATE: 09/13/83

SYSTEM: CONTAINMENT ATMOSPHERIC CONTROL

ACCY: SPEC: N/A
DEMON: N/A
REF: N/A

LOCATION: ROOM 519

PLANT ID: SV-57-128A

RACK/PANEL: 10S205

COMPONENT: SOLENOID VALVE
ASSOC COMP: N/A
ASSOC COMP: N/A

MODEL NO.: THT8262C7E
ASSOC M/N: N/A
ASSOC M/N: N/A

ASSOC. DWG: LOC: M-0721
P&ID: M-57

MANUFACTU: AUTOMATIC SWITCH COMPANY
ASSOC MANF: N/A
ASSOC MANF: N/A

SERIAL NO:
ASSOC S/N: N/A
ASSOC S/N: N/A

SERVICE: O2 SPAN GAS INLET VALVE. NORMALLY DE-ENERGIZED CLOSED.

P.O. NO: M-235

FUNCTION: OPENED FOR CALIBRATION OF O2 ANALYZER. CLOSED WHEN CALIBRATION IS COMPLETED. REQUIRED FOR LOCA ONLY.

SUBMERGENCE: N/A

CHEMICAL SPRAY: N/A

PARAMETER	ENVIRONMENT		DOCUMENTATION REFERENCE		QUALIFICATION	OUTSTANDING ITEMS	INTERFACES:
	SPECIFICATION	QUALIFICATION	SPECIFICATION	QUALIFICATION	METHOD		
OPERATING TIME	180 DAYS	180 DAYS	78,549	115	TEST & ANAL.		
TEMPERATURE (F)	120	150	85	115	TEST		MAINTENANCE REQUIREMENTS: REFERENCE 115, APPENDIX 1.
PRESSURE (PSIA)	14.7	14.7	85	115	TEST		
RELATIVE HUMIDITY (%)	90	90	85	115	TEST		
RADIATION	5.05 E5	1.00 E6	85 (TABLE 2)	115	TEST		REMARKS:
AGING	40 YRS.	40 YRS.	N/A	115	TEST & ANAL.		

DEFICIENCY RESOLUTION:

PREPARED BY: RDC DATE: 08/22/83 REVISION DATE: 09/13/83

FACILITY: LGS UNIT: 1 DOCKET: 50-352 EQRR: 59

REVIEWED BY: FMV DATE: 09/13/83

SYSTEM: CONTAINMENT ATMOSPHERIC CONTROL

ACCY: SPEC: N/A
DEMON: N/A
REF: N/A

LOCATION: ROOM 519

PLANT ID: SV-57-128B

RACK/PANEL: 10S205

COMPONENT: SOLENOID VALVE
ASSOC COMP: N/A
ASSOC COMP: N/A

MODEL NO.: THT8262C7E
ASSOC M/N: N/A
ASSOC M/N: N/A

ASSOC. DWG: LOC: M-0721
P&ID: M-57

MANUFACTU: AUTOMATIC SWITCH COMPANY
ASSOC MANF: N/A
ASSOC MANF: N/A

SERIAL NO:
ASSOC S/N: N/A
ASSOC S/N: N/A

SERVICE: O2 REAGENT GAS INLET VALVE. NORMALLY INTERMITTENTLY ENERGIZED, OPENED WHEN ANALYZER IS OPERATING.

P.O. NO: M-235

FUNCTION: OPENED TO LET REAGENT GAS INTO O2 GAS ANALYZER. REQUIRED FOR LOCA ONLY.

SUBMERGENCE: N/A

CHEMICAL SPRAY: N/A

PARAMETER	ENVIRONMENT		DOCUMENTATION REFERENCE		QUALIFICATION	OUTSTANDING ITEMS	INTERFACES:
	SPECIFICATION	QUALIFICATION	SPECIFICATION	QUALIFICATION	METHOD		
OPERATING TIME	180 DAYS	180 DAYS	78,549	115	TEST & ANAL.		
TEMPERATURE (F)	120	150	85	115	TEST		MAINTENANCE REQUIREMENTS: REFERENCE 115, APPENDIX 1.
PRESSURE (PSIA)	14.7	14.7	85	115	TEST		
RELATIVE HUMIDITY (%)	90	90	85	115	TEST		
RADIATION	5.05 E5	1.00 E6	85 (TABLE 2)	115	TEST		REMARKS:
AGING	40 YRS.	40 YRS.	N/A	115	TEST & ANAL.		

DEFICIENCY RESOLUTION:

FACILITY: LGS UNIT: 1 DOCKET: 50-352 EQRR: 59
PREPARED BY: RDC DATE: 08/22/83 REVISION DATE: 09/13/83
REVIEWED BY: FMV DATE: 09/13/83

SYSTEM: CONTAINMENT ATMOSPHERIC CONTROL
ACCY: SPEC: N/A DEMON: N/A REF: N/A
LOCATION: ROOM 519
PLANT ID: SV-57-129A
RACK/PANEL: 10S205

COMPONENT: SOLENOID VALVE
ASSOC COMP: VALVE
ASSOC COMP: N/A
MODEL NO.: NP832093E
ASSOC M/N: 4251GGY
ASSOC M/N: N/A
ASSOC. DWG: LOC: M-0721 P&ID: M-57

MANUFACTU: AUTOMATIC SWITCH COMPANY
ASSOC MANF: HOKE
ASSOC MANF: N/A
SERIAL NO:
ASSOC S/N: N/A
ASSOC S/N: N/A

SERVICE: H2/O2 COMBUSTIBLE GAS ANALYZER OUTLET VALVE. NORMALLY INTERMITTENTLY ENERGIZED, OPENED WHEN PUMP 1AP253 IS OPERATING.
P.O. NO: M-235

FUNCTION: OPENED AND CLOSED UPON DEMAND DEPENDING UPON OPERATION OF ASSOCIATED PUMP. REQUIRED FOR LOCA ONLY.
SUBMERGENCE: N/A

CHEMICAL SPRAY: N/A

PARAMETER	ENVIRONMENT		DOCUMENTATION REFERENCE		QUALIFICATION	OUTSTANDING ITEMS	INTERFACES:
	SPECIFICATION	QUALIFICATION	SPECIFICATION	QUALIFICATION	METHOD		
OPERATING TIME	180 DAYS	180 DAYS	78,549	115	TEST & ANAL.		
TEMPERATURE (F)	120	150	85	115	TEST		MAINTENANCE REQUIREMENTS: REFERENCE 115 APPENDIX 1.
PRESSURE (PSIA)	14.7	14.7	85	115	TEST		
RELATIVE HUMIDITY (%)	90	90	85	115	TEST		
RADIATION	5.05 E5	1.00 E6	85 (TABLE 2)	115	TEST		REMARKS:
AGING	40 YRS.	40 YRS.	N/A	115	TEST & ANAL.		

DEFICIENCY RESOLUTION:

PREPARED BY: RDC DATE: 08/22/83 REVISION DATE: 09/13/83

FACILITY: LGS UNIT: 1 DOCKET: 50-352 EQRR: 59

REVIEWED BY: FMV DATE: 09/13/83

SYSTEM: CONTAINMENT ATMOSPHERIC CONTROL

ACCY: SPEC: N/A
DEMON: N/A
REF: N/A

LOCATION: ROOM 519

PLANT ID: SV-57-129B

RACK/PANEL: 10S205

COMPONENT: SOLENOID VALVE
ASSOC COMP: VALVE
ASSOC COMP: N/A

MODEL NO.: NP832093E
ASSOC M/N: 4251GGY
ASSOC M/N: N/A

ASSOC. DWG: LOC: M-0721
P&ID: M-57

MANUFACTU: AUTOMATIC SWITCH COMPANY
ASSOC MANF: HOKE
ASSOC MANF: N/A

SERIAL NO:
ASSOC S/N: N/A
ASSOC S/N: N/A

SERVICE: H2/O2 COMBUSTIBLE GAS ANALYZER OUTLET VALVE. NORMALLY INTERMITTENTLY ENERGIZED, OPENED WHEN PUMP 1BP253 IS OPERATING.

P.O. NO: M-235

FUNCTION: OPENED AND CLOSED UPON DEMAND DEPENDING UPON OPERATION OF ASSOCIATED PUMP. REQUIRED FOR LOCA ONLY.

SUBMERGENCE: N/A

CHEMICAL SPRAY: N/A

PARAMETER	ENVIRONMENT		DOCUMENTATION REFERENCE		QUALIFICATION	OUTSTANDING ITEMS	INTERFACES:
	SPECIFICATION	QUALIFICATION	SPECIFICATION	QUALIFICATION	METHOD		
OPERATING TIME	180 DAYS	180 DAYS	78,549	115	TEST & ANAL.		
TEMPERATURE (F)	120	150	85	115	TEST		MAINTENANCE REQUIREMENTS: REFERENCE 115, APPENDIX 1.
PRESSURE (PSIA)	14.7	14.7	85	115	TEST		
RELATIVE HUMIDITY (%)	90	90	85	115	TEST		
RADIATION	5.05 E5	1.00 E6	85 (TABLE 2)	115	TEST		REMARKS:
AGING	40 YRS.	40 YRS.	N/A	115	TEST & ANAL.		

DEFICIENCY RESOLUTION:

FACILITY: LGS UNIT: 1 DOCKET: 50-352 EQRR: 54

PREPARED BY: DJT DATE: 03/13/84 REVISION DATE: 03/13/84

REVIEWED BY: FMV DATE: 03/13/84

SYSTEM: CONTAINMENT ATMOSPHERIC CONTROL

PLANT ID: SV-57-133

COMPONENT: SOLENOID VALVE
ASSOC COMP: (X-28B)
ASSOC COMP: N/A

MANUFACTU: TARGET ROCK CORP.
ASSOC MANF: N/A
ASSOC MANF: N/A

ACCY: SPEC: N/A
DEMON: N/A
REF: N/A

MODEL NO.: 76EE-004
ASSOC M/N: N/A
ASSOC M/N: N/A

SERIAL NO: 3
ASSOC S/N: N/A
ASSOC S/N: N/A

LOCATION: ROOM 501

RACK/PANEL: N/A

ASSOC. DWG: LOC: S-0231
P&ID: M-57

SERVICE: PRIMARY CONTAINMENT COMBUSTIBLE GAS ANALYZER SUBSYSTEM.
NORMALLY KEYLOCKED ENERGIZED OPEN. FAILS CLOSED.

P.O. NO: M-245

FUNCTION: ISOLATES UPON CONTAINMENT ISOLATION SIGNAL (B,H,R). CAN BE MANUALLY OPENED FROM CONTROL ROOM TO PERMIT SAMPLING OF H202 CONTENT OF CONTAINMENT ATMOS-LOCA AND ALL LINE BREAKS.

SUBMERGENCE: N/A

CHEMICAL SPRAY: N/A

PARAMETER	ENVIRONMENT		DOCUMENTATION REFERENCE		QUALIFICATION	OUTSTANDING ITEMS	INTERFACES:
	SPECIFICATION	QUALIFICATION	SPECIFICATION	QUALIFICATION	METHOD		CONDUIT SEAL REQUIRED. REF. 801.
OPERATING TIME	180 DAYS	180 DAYS	78	801	TEST & ANAL.		
TEMPERATURE (F)	120	385	85	50	TEST		MAINTENANCE REQUIREMENTS: REF. 801: SILICONE RUBBER PARTS HAVE A 5 YR. LIFE. MUST FOLLOW MAINTENANCE INSTRUCTIONS IN SECT. 4.
PRESSURE (PSIA)	14.7	80.7	85	50	TEST		
RELATIVE HUMIDITY (%)	90	100	85	50	TEST		
RADIATION	4.03 E6	1.126 E8	85	50	TEST		REMARKS:
AGING	40 YRS.	40 YRS.	N/A	50	TEST		

DEFICIENCY RESOLUTION:

FACILITY: LGS UNIT: 1 DOCKET: 50-352 EQRR: 54

PREPARED BY: DJT DATE: 03/13/84 REVISION DATE: 03/13/84

REVIEWED BY: FMV DATE: 03/13/84

SYSTEM: CONTAINMENT ATMOSPHERIC CONTROL

ACCY: SPEC: N/A
DEMON: N/A
REF: N/A

LOCATION: ROOM 501

PLANT ID: SV-57-134

RACK/PANEL: N/A

COMPONENT: SOLENOID VALVE
ASSOC COMP: (X-28A)
ASSOC COMP: N/A

MODEL NO.: 76EE-004
ASSOC M/N: N/A
ASSOC M/N: N/A

ASSOC. DWG: LOC: S-0231
P&ID: M-57

MANUFACTU: TARGET ROCK CORP.
ASSOC MANF: N/A
ASSOC MANF: N/A

SERIAL NO: 5
ASSOC S/N: N/A
ASSOC S/N: N/A

SERVICE: PRIMARY CONTAINMENT COMBUSTIBLE GAS ANALYZER SUBSYSTEM.
NORMALLY KEYLOCKED ENERGIZED OPEN. FAILS CLOSED.

P.O. NO: M-245

FUNCTION: ISOLATES UPON CONTAINMENT ISOLATION SIGNALS (B,H,R). CAN BE MANUALLY OPENED FROM CONTROL ROOM TO PERMIT SAMPLING OF H202 CONTENT OF CONTAINMENT ATMOS-LOCA AND ALL LINE BREAKS.

SUBMERGENCE: N/A

CHEMICAL SPRAY: N/A

PARAMETER	ENVIRONMENT		DOCUMENTATION REFERENCE		QUALIFICATION	OUTSTANDING ITEMS	INTERFACES:
	SPECIFICATION	QUALIFICATION	SPECIFICATION	QUALIFICATION	METHOD		CONDUIT SEAL REQUIRED. REF. 801.
OPERATING TIME	180 DAYS	180 DAYS	78	801	TEST & ANAL.		
TEMPERATURE (F)	120	385	85	50	TEST		MAINTENANCE REQUIREMENTS: REF. 801: SILICONE RUBBER PARTS HAVE A 5 YR. LIFE. MUST FOLLOW MAINTENANCE INSTRUCTIONS IN SECT. 4.
PRESSURE (PSIA)	14.7	80.7	85	50	TEST		
RELATIVE HUMIDITY (%)	90	100	85	50	TEST		
RADIATION	4.03 E6	1.126 E8	85	50	TEST		REMARKS:
AGING	40 YRS.	40 YRS.	N/A	50	TEST		

DEFICIENCY RESOLUTION:

FACILITY: LGS UNIT: 1 DOCKET: 50-352 EQRR: 54
PREPARED BY: FMV DATE: 03/19/84 REVISION DATE: 03/19/84
REVIEWED BY: WJB DATE: 03/19/84

SYSTEM: CONTAINMENT ATMOSPHERIC CONTROL
ACCY: SPEC: N/A DEMON: N/A REF: N/A
LOCATION: ROOM 510
PLANT ID: SV-57-139
RACK/PANEL: N/A

COMPONENT: SOLENOID VALVE
ASSOC COMP: N/A
ASSOC COMP: N/A
MODEL NO.: 76EE-001
ASSOC M/N: N/A
ASSOC M/N: N/A
ASSOC. DWG: LOC: E-1166 SH 2
P&ID: M-57

MANUFACTU: TARGET ROCK CORP.
ASSOC MANF: N/A
ASSOC MANF: N/A
SERIAL NO: N/A
ASSOC S/N: N/A
ASSOC S/N: N/A

SERVICE: CONTAINMENT ATMOSPHERIC PRESSURE
P.O. NO: M-245

FUNCTION: PROVIDE ISOLATION OF CONTAINMENT ATMOS. PRESSURE SAMPLE LINE.
SUBMERGENCE: N/A
CHEMICAL SPRAY: N/A

PARAMETER	ENVIRONMENT		DOCUMENTATION REFERENCE		QUALIFICATION	OUTSTANDING ITEMS	INTERFACES:
	SPECIFICATION	QUALIFICATION	SPECIFICATION	QUALIFICATION	METHOD		CONDUIT SEAL REQUIRED. REF. 801.
OPERATING TIME	180 DAYS	180 DAYS	78	801	TEST & ANAL.		
TEMPERATURE (F)	120	385	85	50	TEST		MAINTENANCE REQUIREMENTS: REF. 801: SILICONE RUBBER PARTS HAVE A 5 YR. LIFE. MUST FOLLOW MAINTENANCE INSTRUCTIONS IN SECT. 4.
PRESSURE (PSIA)	14.7	80.7	85	50	TEST		
RELATIVE HUMIDITY (%)	90	100	85	50	TEST		
RADIATION	5.41 E6	1.126 E8	85	50	TEST		REMARKS:
AGING	40 YRS.	40 YRS.	N/A	50	TEST		

DEFICIENCY RESOLUTION:

FACILITY: LGS UNIT: 1 DOCKET: 50-352 EQRR: 54

PREPARED BY: DJT DATE: 03/13/84 REVISION DATE: 03/13/84

REVIEWED BY: FMV DATE: 03/13/84

SYSTEM: CONTAINMENT ATMOSPHERIC CONTROL

PLANT ID: SV-57-141

COMPONENT: SOLENOID VALVE
ASSOC COMP: (X-221A)
ASSOC COMP: N/A

MANUFACTU: TARGET ROCK CORP.
ASSOC MANF: N/A
ASSOC MANF: N/A

ACCY: SPEC: N/A
DEMON: N/A
REF: N/A

MODEL NO.: 76EE-001
ASSOC M/N: N/A
ASSOC M/N: N/A

SERIAL NO: N/A
ASSOC S/N: N/A
ASSOC S/N: N/A

LOCATION: ROOM 309

RACK/PANEL: N/A

ASSOC. DWG: LOC: S-0220
P&ID: M-57

SERVICE: PRIMARY CONTAINMENT COMBUSTIBLE GAS ANALYZER SUBSYSTEM.
NORMALLY KEYLOCKED ENERGIZED OPEN. FAILS CLOSED.

P.O. NO: M-245

FUNCTION: ISOLATES UPON CONTAINMENT ISOLATION SIGNALS (B,H,R). CAN BE MANUALLY OPENED FROM CONTROL ROOM TO PERMIT SAMPLING OF H202 CONTENT OF CONTAINMENT ATMOS-LOCA AND ALL LINE BREAKS.

SUBMERGENCE: N/A

CHEMICAL SPRAY: N/A

PARAMETER	ENVIRONMENT		DOCUMENTATION REFERENCE		QUALIFICATION	OUTSTANDING ITEMS	INTERFACES:
	SPECIFICATION	QUALIFICATION	SPECIFICATION	QUALIFICATION	METHOD		CONDUIT SEAL REQUIRED. REF. 801.
OPERATING TIME	180 DAYS	180 DAYS	78	801	TEST & ANAL.		
TEMPERATURE (F)	120	385	85	50	TEST		MAINTENANCE REQUIREMENTS: REF. 801: SILICONE RUBBER PARTS HAVE A 5 YR. LIFE. MUST FOLLOW MAINTENANCE INSTRUCTIONS IN SECT. 4.
PRESSURE (PSIA)	14.7	80.7	85	50	TEST		
RELATIVE HUMIDITY (%)	90	100	85	50	TEST		
RADIATION	5.40 E6	1.126 E8	85	50	TEST		REMARKS:
AGING	40 YRS.	40 YRS.	N/A	50	TEST		

DEFICIENCY RESOLUTION:

FACILITY: LGS UNIT: 1 DOCKET: 50-352 EQRR: 54

PREPARED BY: DJT DATE: 03/13/84 REVISION DATE: 03/13/84

REVIEWED BY: FMV DATE: 03/13/84

SYSTEM: CONTAINMENT ATMOSPHERIC CONTROL

PLANT ID: SV-57-142

COMPONENT: SOLENOID VALVE
ASSOC COMP: (X-28A)
ASSOC COMP: N/A

MANUFACTU: TARGET ROCK CORP.
ASSOC MANF: N/A
ASSOC MANF: N/A

ACCY: SPEC: N/A
DEMON: N/A
REF: N/A

MODEL NO.: 76EE-001
ASSOC M/N: N/A
ASSOC M/N: N/A

SERIAL NO: N/A
ASSOC S/N: N/A
ASSOC S/N: N/A

LOCATION: ROOM 501

RACK/PANEL: N/A

ASSOC. DWG: LOC: S-0231
P&ID: M-57

SERVICE: PRIMARY CONTAINMENT COMBUSTIBLE GAS ANALYZER SUBSYSTEM.
NORMALLY KEYLOCKED ENERGIZED OPEN. FAILS CLOSED.

P.O. NO: M-245

FUNCTION: ISOLATES UPON CONTAINMENT ISOLATION SIGNALS (B,H,R). CAN BE MANUALLY OPENED FROM CONTROL ROOM TO PERMIT SAMPLING OF H202 CONTENT OF CONTAINMENT ATMOS-LOCA AND ALL LINE BREAKS.

SUBMERGENCE: N/A

CHEMICAL SPRAY: N/A

PARAMETER	ENVIRONMENT		DOCUMENTATION REFERENCE		QUALIFICATION	OUTSTANDING ITEMS	INTERFACES:
	SPECIFICATION	QUALIFICATION	SPECIFICATION	QUALIFICATION	METHOD		CONDUIT SEAL REQUIRED. REF. 801.
OPERATING TIME	180 DAYS	180 DAYS	78	801	TEST & ANAL.		
TEMPERATURE (F)	120	385	85	50	TEST		MAINTENANCE REQUIREMENTS: REF. 801: SILICONE RUBBER PARTS HAVE A 5 YR. LIFE. MUST FOLLOW MAINTENANCE INSTRUCTIONS IN SECT. 4.
PRESSURE (PSIA)	14.7	80.7	85	50	TEST		
RELATIVE HUMIDITY (%)	90	100	85	50	TEST		
RADIATION	4.03 E6	1.126 E8	85	50	TEST		REMARKS:
AGING	40 YRS.	40 YRS.	N/A	50	TEST		

DEFICIENCY RESOLUTION:

FACILITY: LGS UNIT: 1 DOCKET: 50-352 EQRR: 54

PREPARED BY: DJT DATE: 03/13/84 REVISION DATE: 03/13/84

REVIEWED BY: FMV DATE: 03/13/84

SYSTEM: CONTAINMENT ATMOSPHERIC CONTROL

PLANT ID: SV-57-143

COMPONENT: SOLENOID VALVE
ASSOC COMP: (X-28B)
ASSOC COMP: N/A

MANUFACTU: TARGET ROCK CORP.
ASSOC MANF: N/A
ASSOC MANF: N/A

ACCY: SPEC: N/A
DEMON: N/A
REF: N/A

MODEL NO.: 76EE-001
ASSOC M/N: N/A
ASSOC M/N: N/A

SERIAL NO: 13
ASSOC S/N: N/A
ASSOC S/N: N/A

LOCATION: ROOM 501

RACK/PANEL: N/A

ASSOC. DWG: LOC: S-0231
P&ID: M-57

SERVICE: PRIMARY CONTAINMENT COMBUSTIBLE GAS ANALYZER SUBSYSTEM.
NORMALLY KEYLOCKED ENERGIZED OPEN. FAILS CLOSED.

P.O. NO: M-245

FUNCTION: ISOLATES UPON CONTAINMENT ISOLATION SIGNALS (B,H,R). CAN BE MANUALLY OPENED FROM CONTROL ROOM TO PERMIT SAMPLING OF H202 CONTENT OF CONTAINMENT ATMOS-LOCA AND ALL LINE BREAKS.

SUBMERGENCE: N/A

CHEMICAL SPRAY: N/A

PARAMETER	ENVIRONMENT		DOCUMENTATION REFERENCE		QUALIFICATION	OUTSTANDING ITEMS	INTERFACES:
	SPECIFICATION	QUALIFICATION	SPECIFICATION	QUALIFICATION	METHOD		CONDUIT SEAL REQUIRED. REF. 801.
OPERATING TIME	180 DAYS	180 DAYS	78	801	TEST & ANAL.		
TEMPERATURE (F)	120	385	65	50	TEST		MAINTENANCE REQUIREMENTS:
PRESSURE (PSIA)	14.7	80.7	85	50	TEST		REF. 801: SILICONE RUBBER PARTS HAVE A 5 YR. LIFE. MUST FOLLOW MAINTENANCE INSTRUCTIONS IN SECT. 4.
RELATIVE HUMIDITY (%)	90	100	85	50	TEST		
RADIATION	4.03 E6	1.126 E8	85	50	TEST		REMARKS:
AGING	40 YRS.	40 YRS.	N/A	50	TEST		

DEFICIENCY RESOLUTION:

PREPARED BY: DJT DATE: 03/13/84 REVISION DATE: 03/13/84

FACILITY: LGS UNIT: 1 DOCKET: 50-352 EQRR: 54

REVIEWED BY: FMV DATE: 03/13/84

SYSTEM: CONTAINMENT ATMOSPHERIC CONTROL

ACCY: SPEC: N/A
DEMON: N/A
REF: N/A

LOCATION: ROOM 501

PLANT ID: SV-57-144

RACK/PANEL: N/A

COMPONENT: SOLENOID VALVE
ASSOC COMP: (X-28A)
ASSOC COMP: N/A

MODEL NO.: 76EE-001
ASSOC M/N: N/A
ASSOC M/N: N/A

ASSOC. DWG: LOC: S-0231
P&ID: M-57

MANUFACTU: TARGET ROCK CORP.
ASSOC MANF: N/A
ASSOC MANF: N/A

SERIAL NO: 15
ASSOC S/N: N/A
ASSOC S/N: N/A

SERVICE: PRIMARY CONTAINMENT COMBUSTIBLE GAS ANALYZER SUBSYSTEM.
NORMALLY KEYLOCKED ENERGIZED OPEN. FAILS CLOSED.

P.O. NO: M-245

FUNCTION: ISOLATES UPON CONTAINMENT ISOLATION SIGNALS (B.H.R.).' CAN BE MANUALLY OPENED FROM CONTROL ROOM TO PERMIT SAMPLING OF H202 CONTENT OF CONTAINMENT ATMOS-LOCA AND ALL LINE BREAKS.

SUBMERGENCE: N/A

CHEMICAL SPRAY: N/A

PARAMETER	ENVIRONMENT		DOCUMENTATION REFERENCE		QUALIFICATION	OUTSTANDING ITEMS	INTERFACES:
	SPECIFICATION	QUALIFICATION	SPECIFICATION	QUALIFICATION	METHOD		CONDUIT SEAL REQUIRED. REF. 801.
OPERATING TIME	180 DAYS	180 DAYS	78	801	TEST & ANAL.		
TEMPERATURE (F)	120	385	85	50	TEST		MAINTENANCE REQUIREMENTS: REF. 801: SILICONE RUBBER PARTS HAVE A 5 YR. LIFE. MUST FOLLOW MAINTENANCE INSTRUCTIONS IN SECT. 4.
PRESSURE (PSIA)	14.7	80.7	85	50	TEST		
RELATIVE HUMIDITY (%)	90	100	85	50	TEST		
RADIATION	4.03 E6	1.126 E8	85	50	TEST		REMARKS:
AGING	40 YRS.	40 YRS.	N/A	50	TEST		

DEFICIENCY RESOLUTION:

PREPARED BY: DJT DATE: 03/13/84 REVISION DATE: 03/13/84

FACILITY: LGS UNIT: 1 DOCKET: 50-352 EQRR: 54

REVIEWED BY: FMV DATE: 03/13/84

SYSTEM: CONTAINMENT ATMOSPHERIC CONTROL

ACCY: SPEC: N/A
DEMON: N/A
REF: N/A

LOCATION: ROOM 510

PLANT ID: SV-57-145

RACK/PANEL: N/A

COMPONENT: SOLENOID VALVE
ASSOC COMP: (X-26)
ASSOC COMP: N/A

MODEL NO.: 76EE-001
ASSOC M/N: N/A
ASSOC M/N: N/A

ASSOC. DWG: LOC: S-0210
P&ID: M-57

MANUFACTU: TARGET ROCK CORP.
ASSOC MANF: N/A
ASSOC MANF: N/A

SERIAL NO: N/A
ASSOC S/N: N/A
ASSOC S/N: N/A

SERVICE: PRIMARY CONTAINMENT COMBUSTIBLE GAS ANALYZER SUBSYSTEM.
NORMALLY KEYLOCKED ENERGIZED OPEN. FAILS CLOSED.

P.O. NO: M-245

FUNCTION: ISOLATES UPON CONTAINMENT ISOLATION SIGNALS (B,H,R). CAN BE MANUALLY OPENED FROM CONTROL ROOM TO PERMIT SAMPLING OF H202 CONTENT OF CONTAINMENT ATMOS-LOCA AND ALL LINE BREAKS.

SUBMERGENCE: N/A

CHEMICAL SPRAY: N/A

PARAMETER	ENVIRONMENT		DOCUMENTATION REFERENCE		QUALIFICATION	OUTSTANDING ITEMS	INTERFACES:
	SPECIFICATION	QUALIFICATION	SPECIFICATION	QUALIFICATION	METHOD		CONDUIT SEAL REQUIRED. REF. 801.
OPERATING TIME	180 DAYS	180 DAYS	78	801	TEST & ANAL.		
TEMPERATURE (F)	120	385	85	50	TEST		MAINTENANCE REQUIREMENTS: REF. 801: SILICONE RUBBER PARTS HAVE A 5 YR. LIFE. MUST FOLLOW MAINTENANCE INSTRUCTIONS IN SECT. 4.
PRESSURE (PSIA)	14.7	80.7	85	50	TEST		
RELATIVE HUMIDITY (%)	90	100	85	50	TEST		
RADIATION	5.41 E6	1.126 E8	85	50	TEST		REMARKS:
AGING	40 YRS.	40 YRS.	N/A	50	TEST		

DEFICIENCY RESOLUTION:

PREPARED BY: FMV DATE: 03/19/84 REVISION DATE: 03/19/84

FACILITY: LGS UNIT: 1 DOCKET: 50-352 EQRR: 54

REVIEWED BY: WJB DATE: 03/19/84

SYSTEM: CONTAINMENT ATMOSPHERIC CONTROL

PLANT ID: SV-57-146A

COMPONENT: SOLENOID VALVE
ASSOC COMP: N/A
ASSOC COMP: N/A

MANUFACTU: TARGET ROCK CORP.
ASSOC MANF: N/A
ASSOC MANF: N/A

SERVICE: SUPPRESSION POOL ATMOSPHERIC SAMPLE

FUNCTION: PROVIDE ATMOSPHERIC SAMPLE TO SAMPLING SYSTEM AFTER LOCA.

ACCY: SPEC: N/A
DEMON: N/A
REF: N/A

MODEL NO.: 76EE-001
ASSOC M/N: N/A
ASSOC M/N: N/A

SERIAL NO: N/A
ASSOC S/N: N/A
ASSOC S/N: N/A

LOCATION: ROOM 307

RACK/PANEL: N/A

ASSOC. DNG: LOC: E-1159
P&ID: M-57

P.O. NO: M-245

SUBMERGENCE: N/A

CHEMICAL SPRAY: N/A

PARAMETER	ENVIRONMENT		DOCUMENTATION REFERENCE		QUALIFICATION	OUTSTANDING ITEMS	INTERFACES:
	SPECIFICATION	QUALIFICATION	SPECIFICATION	QUALIFICATION	METHOD		CONDUIT SEAL REQUIRED. REF. 801.
OPERATING TIME	180 DAYS	180 DAYS	78	801	TEST & ANAL.		
TEMPERATURE (F)	120	385	85	50	TEST		MAINTENANCE REQUIREMENTS: REF. 801: SILICONE RUBBER PARTS HAVE A 5 YR. LIFE. MUST FOLLOW MAINTENANCE INSTRUCTIONS IN SECT. 4.
PRESSURE (PSIA)	14.7	80.7	85	50	TEST		
RELATIVE HUMIDITY (%)	90	100	85	50	TEST		
RADIATION	5.40 E6	1.126 E8	85	50	TEST		REMARKS:
AGING	40 YRS.	40 YRS.	N/A	50	TEST		

DEFICIENCY RESOLUTION:

PREPARED BY: FMV DATE: 03/19/84 REVISION DATE: 03/19/84

FACILITY: LGS UNIT: 1 DOCKET: 50-352 EQRR: 54

REVIEWED BY: WJB DATE: 03/19/84

SYSTEM: CONTAINMENT ATMOSPHERIC CONTROL

ACCY: SPEC: N/A
DEMON: N/A
REF: N/A

LOCATION: ROOM 501

PLANT ID: SV-57-146B

RACK/PANEL: N/A

COMPONENT: SOLENOID VALVE
ASSOC COMP: N/A
ASSOC COMP: N/A

MODEL NO.: 76EE-001
ASSOC M/N: N/A
ASSOC M/N: N/A

ASSOC. DWG: LOC: SPM-231
P&ID: M-57

MANUFACTU: TARGET ROCK CORP.
ASSOC MANF: N/A
ASSOC MANF: N/A

SERIAL NO: N/A
ASSOC S/N: N/A
ASSOC S/N: N/A

SERVICE: SUPPRESSION POOL ATMOSPHERIC SAMPLE

P.O. NO: M-245

FUNCTION: PROVIDE ATMOSPHERIC SAMPLE TO SAMPLING SYSTEM AFTER LOCA.

SUBMERGENCE: N/A

CHEMICAL SPRAY: N/A

PARAMETER	ENVIRONMENT		DOCUMENTATION REFERENCE		QUALIFICATION	OUTSTANDING ITEMS	INTERFACES: CONDUIT SEAL REQUIRED. REF. 801.
	SPECIFICATION	QUALIFICATION	SPECIFICATION	QUALIFICATION	METHOD		
OPERATING TIME	180 DAYS	180 DAYS	78	801	TEST & ANAL.		
TEMPERATURE (F)	120	385	85	50	TEST		MAINTENANCE REQUIREMENTS: REF. 801: SILICONE RUBBER PARTS HAVE A 5 YR. LIFE. MUST FOLLOW MAINTENANCE INSTRUCTIONS IN SECT. 4.
PRESSURE (PSIA)	14.7	80.7	85	50	TEST		
RELATIVE HUMIDITY (%)	90	100	85	50	TEST		
RADIATION	4.03 E6	1.126 E8	85	50	TEST		REMARKS:
AGING	40 YRS.	40 YRS.	N/A	50	TEST		

DEFICIENCY RESOLUTION:

PREPARED BY: FMV DATE: 03/19/84 REVISION DATE: 03/19/84

FACILITY: LGS UNIT: 1 DOCKET: 50-352 EQRR: 54

REVIEWED BY: NJB DATE: 03/19/84

SYSTEM: CONTAINMENT ATMOSPHERIC CONTROL

ACCY: SPEC: N/A
DEMON: N/A
REF: N/A

LOCATION: ROOM 304

PLANT ID: SV-57-147A

RACK/PANEL: N/A

COMPONENT: SOLENOID VALVE
ASSOC COMP: N/A
ASSOC COMP: N/A

MODEL NO.: 76EE-001
ASSOC M/N: N/A
ASSOC M/N: N/A

ASSOC. DWG: LOC: E-1159
P&ID: M-57

MANUFACTU: TARGET ROCK CORP.
ASSOC MANF: N/A
ASSOC MANF: N/A

SERIAL NO: N/A
ASSOC S/N: N/A
ASSOC S/N: N/A

SERVICE: DRYWELL ATMOSPHERIC SAMPLE

P.O. NO: M-245

FUNCTION: PROVIDE DRYWELL ATMOSPHERIC SAMPLE TO SAMPLING SYSTEM AFTER LOCA.

SUBMERGENCE: N/A

CHEMICAL SPRAY: N/A

PARAMETER	ENVIRONMENT		DOCUMENTATION REFERENCE		QUALIFICATION	OUTSTANDING ITEMS	INTERFACES:
	SPECIFICATION	QUALIFICATION	SPECIFICATION	QUALIFICATION	METHOD		CONDUIT SEAL REQUIRED. REF. 801.
OPERATING TIME	180 DAYS	180 DAYS	78	801	TEST & ANAL.		
TEMPERATURE (F)	120	385	85	50	TEST		MAINTENANCE REQUIREMENTS: REF. 801: SILICONE RUBBER PARTS HAVE A 5 YR. LIFE. MUST FOLLOW MAINTENANCE INSTRUCTIONS IN SECT. 4.
PRESSURE (PSIA)	14.7	80.7	85	50	TEST		
RELATIVE HUMIDITY (%)	90	100	85	50	TEST		
RADIATION	4.15 E6	1.126 E8	85	50	TEST		REMARKS:
AGING	40 YRS.	40 YRS.	N/A	50	TEST		

DEFICIENCY RESOLUTION:

FACILITY: LGS UNIT: 1 DOCKET: 50-352 EQRR: 54
PREPARED BY: FMV DATE: 03/19/84 REVISION DATE: 03/19/84
REVIENED BY: WJB DATE: 03/19/84

SYSTEM: CONTAINMENT ATMOSPHERIC CONTROL
ACCY:SPEC: N/A
DEMON: N/A
REF: N/A
LOCATION: ROOM 501
PLANT ID: SV-57-147B
RACK/PANEL: N/A

COMPONENT: SOLENOID VALVE
MODEL NO.: 76EE-001
ASSOC COMP: N/A
ASSOC M/N: N/A
ASSOC. DWG: LOC: SPM-231
ASSOC COMP N/A
ASSOC M/N: N/A

MANUFACTU: TARGET ROCK CORP.
SERIAL NO: N/A
ASSOC MANF: N/A
ASSOC S/N: N/A
ASSOC MANF: N/A
ASSOC S/N: N/A

SERVICE: DRYWELL ATMOSPHERIC SAMPLE
P.O. NO: M-245

FUNCTION: PROVIDE DRYWELL ATMOSPHERIC SAMPLE TO SAMPLING SYSTEM AFTER LOCA.
SUBMERGENCE: N/A
CHEMICAL SPRAY: N/A

PARAMETER	ENVIRONMENT		DOCUMENTATION REFERENCE		QUALIFICATION	OUTSTANDING ITEMS	INTERFACES: CONDUIT SEAL REQUIRED. REF. 801.
	SPECIFICATION	QUALIFICATION	SPECIFICATION	QUALIFICATION	METHOD		
OPERATING TIME	180 DAYS	180 DAYS	78	801	TEST & ANAL.		
TEMPERATURE (F)	120	385	85	50	TEST		MAINTENANCE REQUIREMENTS: REF. 801: SILICONE RUBBER PARTS HAVE A 5 YR. LIFE. MUST FOLLOW MAINTENANCE INSTRUCTIONS IN SECT. 4.
PRESSURE (PSIA)	14.7	80.7	85	50	TEST		
RELATIVE HUMIDITY (%)	90	100	85	50	TEST		
RADIATION	4.03 E6	1.126 E8	85	50	TEST		REMARKS:
AGING	40 YRS.	40 YRS.	N/A	50	TEST		

DEFICIENCY RESOLUTION:

FACILITY: LGS UNIT: 1 DOCKET: 50-352 EQRR: 54
PREPARED BY: DJT DATE: 03/13/84 REVISION DATE: 03/13/84
REVIEWED BY: FMV DATE: 03/13/84

SYSTEM: CONTAINMENT ATMOSPHERIC CONTROL
ACCY: SPEC: N/A DEMON: N/A REF: N/A
LOCATION: ROOM 309
PLANT ID: SV-57-150
RACK/PANEL: N/A

COMPONENT: SOLENOID VALVE
ASSOC COMP: (X-62)
ASSOC COMP: N/A
MODEL NO.: 76EE-004
ASSOC M/N: N/A
ASSOC M/N: N/A
ASSOC. DWG: LOC: M-0719 P&ID: M-57

MANUFACTU: TARGET ROCK CORP.
ASSOC MANF: N/A
ASSOC MANF: N/A
SERIAL NO: 7
ASSOC S/N: N/A
ASSOC S/N: N/A

SERVICE: PRIMARY CONTAINMENT COMBUSTIBLE GAS ANALYZER SUBSYSTEM. NORMALLY KEYLOCKED ENERGIZED OPEN. FAILS CLOSED.
P.O. NO: M-245

FUNCTION: ISOLATES UPON CONTAINMENT ISOLATION SIGNALS (B,H,R). CAN BE MANUALLY OPENED FROM CONTROL ROOM TO PERMIT SAMPLING OF H202 CONTENT OF CONTAINMENT ATMOS- LOCA AND ALL LINE BREAKS.
SUBMERGENCE: N/A
CHEMICAL SPRAY: N/A

PARAMETER	ENVIRONMENT		DOCUMENTATION REFERENCE		QUALIFICATION	OUTSTANDING ITEMS	INTERFACES:
	SPECIFICATION	QUALIFICATION	SPECIFICATION	QUALIFICATION	METHOD		CONDUIT SEAL REQUIRED. REF. 801.
OPERATING TIME	180 DAYS	180 DAYS	78	801	TEST & ANAL.		
TEMPERATURE (F)	120	385	85	50	TEST		MAINTENANCE REQUIREMENTS:
PRESSURE (PSIA)	14.7	80.7	85	50	TEST		REF. 801: SILICONE RUBBER PARTS HAVE A 5 YR. LIFE. MUST FOLLOW MAINTENANCE INSTRUCTIONS IN SECT. 4.
RELATIVE HUMIDITY (%)	90	100	85	50	TEST		
RADIATION	5.40 E6	1.126 E8	85	50	TEST		REMARKS:
AGING	40 YRS.	40 YRS.	N/A	50	TEST		

DEFICIENCY RESOLUTION:

PREPARED BY: RDC DATE: 08/22/83 REVISION DATE: 09/13/83

FACILITY: LGS UNIT: 1 DOCKET: 50-352 EQRR: 59

REVIEWED BY: FMV DATE: 09/13/83

SYSTEM: CONTAINMENT ATMOSPHERIC CONTROL

ACCY: SPEC: N/A
DEMON: N/A
REF: N/A

LOCATION: ROOM 519

PLANT ID: SV-57-151

RACK/PANEL: 10S205

COMPONENT: SOLENOID VALVE
ASSOC COMP: VALVE
ASSOC COMP: N/A

MODEL NO.: NP832093E
ASSOC M/N: 4251GGY
ASSOC M/N: N/A

ASSOC. DWG: LOC: M-0721
P&ID: M-57

MANUFACTU: AUTOMATIC SNITCH COMPANY
ASSOC MANF: HOKE
ASSOC MANF: N/A

SERIAL NO:
ASSOC S/N: N/A
ASSOC S/N: N/A

SERVICE: H2/O2 COMBUSTIBLE GAS ANALYZER 10S205 INLET VALVE. NORMALLY DE-ENERGIZED CLOSED, ENERGIZED DURING SAMPLING FROM THE DRYWELL.

P.O. NO: M-235

FUNCTION: OPENED TO SAMPLE, THEN CLOSED AFTER SAMPLING HAS BEEN COMPLETED. REQUIRED FOR LOCA ONLY.

SUBMERGENCE: N/A

CHEMICAL SPRAY: N/A

PARAMETER	ENVIRONMENT		DOCUMENTATION REFERENCE		QUALIFICATION	OUTSTANDING ITEMS	INTERFACES:
	SPECIFICATION	QUALIFICATION	SPECIFICATION	QUALIFICATION	METHOD		
OPERATING TIME	180 DAYS	180 DAYS	78,549	115	TEST & ANAL.		
TEMPERATURE (F)	120	150	85	115	TEST		MAINTENANCE REQUIREMENTS: REFERENCE 115, APPENDIX 1.
PRESSURE (PSIA)	14.7	14.7	85	115	TEST		
RELATIVE HUMIDITY (%)	90	90	85	115	TEST		
RADIATION	5.05 E5	1.00 E6	85 (TABLE 2)	115	TEST		REMARKS:
AGING	40 YRS.	40 YRS.	N/A	115	TEST & ANAL.		

DEFICIENCY RESOLUTION:

PRINTED 04/24/84

FACILITY: LGS UNIT: 1 DOCKET: 50-352 EQRR: 59

PREPARED BY: RDC DATE: 08/22/83 REVISION DATE: 09/13/83

REVIEWED BY: FMV DATE: 09/13/83

SYSTEM: CONTAINMENT ATMOSPHERIC CONTROL

PLANT ID: SV-57-152

COMPONENT: SOLENOID VALVE
ASSOC COMP: VALVE
ASSOC COMP: N/A

MANUFACTU: AUTOMATIC SWITCH COMPANY
ASSOC MANF: HOKE
ASSOC MANF: N/A

ACCY:SPEC: N/A
DEMON: N/A
REF: N/A

MODEL NO.: NP832093E
ASSOC M/N: 4251GGY
ASSOC M/N: N/A

SERIAL NO:
ASSOC S/N: N/A
ASSOC S/N: N/A

LOCATION: ROOM 519

RACK/PANEL: 10S205

ASSOC. DWG: LOC: M-0721
P&ID: M-57

P.O. NO: M-235

SERVICE: H2/O2 COMBUSTIBLE GAS ANALYZER 10S205 INLET VALVE. NORMALLY DE-ENERGIZED CLOSED, ENERGIZED DURING SAMPLING FROM THE DRYWELL EXHAUST LINE.

FUNCTION: OPENED TO SAMPLE, THEN CLOSED AFTER SAMPLING HAS BEEN COMPLETED. REQUIRED FOR LOCA ONLY.

SUBMERGENCE: N/A

CHEMICAL SPRAY: N/A

PARAMETER	ENVIRONMENT		DOCUMENTATION REFERENCE		QUALIFICATION METHOD	OUTSTANDING ITEMS
	SPECIFICATION	QUALIFICATION	SPECIFICATION	QUALIFICATION		
OPERATING TIME	180 DAYS	180 DAYS	78,549	115	TEST & ANAL.	
TEMPERATURE (F)	120	150	85	115	TEST	
PRESSURE (PSIA)	14.7	14.7	85	115	TEST	
RELATIVE HUMIDITY (%)	90	90	85	115	TEST	
RADIATION	5.05 E5	1.00 E6	85 (TABLE 2)	115	TEST	
AGING	40 YRS.	40 YRS.	N/A	115	TEST & ANAL.	

INTERFACES:

MAINTENANCE REQUIREMENTS:
REFERENCE 115,
APPENDIX 1.

REMARKS:

DEFICIENCY RESOLUTION:

PREPARED BY: RDC DATE: 08/22/83 REVISION DATE: 09/13/83

FACILITY: LGS UNIT: 1 DOCKET: 50-352 EQRR: 59

REVIEWED BY: FMV DATE: 09/13/83

SYSTEM: CONTAINMENT ATMOSPHERIC CONTROL

PLANT ID: SV-57-152

COMPONENT: SOLENOID VALVE
ASSOC COMP: VALVE
ASSOC COMP: N/A

MANUFACTU: AUTOMATIC SWITCH COMPANY
ASSOC MANF: HOKL
ASSOC MANF: N/A

ACCY: SPEC: N/A
DEMON: N/A
REF: N/A

MODEL NO.: NP832093E
ASSOC M/N: 4251GGY
ASSOC M/N: N/A

SERIAL NO:
ASSOC S/N: N/A
ASSOC S/N: N/A

LOCATION: ROOM 519

RACK/PANEL: 10S205

ASSOC. DWG: LOC: M-0721
P&ID: M-57

SERVICE: H2/O2 COMBUSTIBLE GAS ANALYZER 10S205 INLET VALVE. NORMALLY DE-ENERGIZED CLOSED, ENERGIZED DURING SAMPLING FROM THE DRYWELL EXHAUST LINE.

P.O. NO: M-235

FUNCTION: OPENED TO SAMPLE, THEN CLOSED AFTER SAMPLING HAS BEEN COMPLETED. REQUIRED FOR LOCA ONLY.

SUBMERGENCE: N/A

CHEMICAL SPRAY: N/A

PARAMETER	ENVIRONMENT		DOCUMENTATION REFERENCE		QUALIFICATION	OUTSTANDING ITEMS	INTERFACES:
	SPECIFICATION	QUALIFICATION	SPECIFICATION	QUALIFICATION	METHOD		
OPERATING TIME	180 DAYS	180 DAYS	78,549	115	TEST & ANAL.		
TEMPERATURE (F)	120	150	85	115	TEST		MAINTENANCE REQUIREMENTS: REFERENCE 115, APPENDIX 1.
PRESSURE (PSIA)	14.7	14.7	85	115	TEST		
RELATIVE HUMIDITY (%)	90	90	85	115	TEST		
RADIATION	5.05 E5	1.00 E6	85 (TABLE 2)	115	TEST		REMARKS:
AGING	40 YRS.	40 YRS.	N/A	115	TEST & ANAL.		

DEFICIENCY RESOLUTION:

FACILITY: LGS UNIT: 1 DOCKET: 50-352 EQRR: 59
PREPARED BY: RDC DATE: 08/22/83 REVISION DATE: 09/13/83
REVIEWED BY: FMV DATE: 09/13/83

SYSTEM: CONTAINMENT ATMOSPHERIC CONTROL
ACCY: SPEC: N/A
DEMON: N/A
REF: N/A
LOCATION: ROOM 519

PLANT ID: SV-57-153
RACK/PANEL: 10S205

COMPONENT: SOLENOID VALVE
ASSOC COMP: VALVE
ASSOC COMP: N/A
MODEL NO.: NP832093E
ASSOC M/N: 4251GGY
ASSOC M/N: N/A
ASSOC. DWG: LOC: M-0721
P&ID: M-57

MANUFACTU: AUTOMATIC SWITCH COMPANY
ASSOC MANF: HOKE
ASSOC MANF: N/A
SERIAL NO.:
ASSOC S/N: N/A
ASSOC S/N: N/A

SERVICE: H2/O2 COMBUSTIBLE GAS ANALYZER 10S205 INLET VALVE. NORMALLY DE-ENERGIZED CLOSED, ENERGIZED DURING SAMPLING FROM THE DRYWELL.
P.O. NO: M-235

FUNCTION: OPENED TO SAMPLE, THEN CLOSED AFTER SAMPLING HAS BEEN COMPLETED. REQUIRED FOR LOCA ONLY.
SUBMERGENCE: N/A
CHEMICAL SPRAY: N/A

PARAMETER	ENVIRONMENT		DOCUMENTATION REFERENCE		QUALIFICATION	OUTSTANDING ITEMS	INTERFACES:
	SPECIFICATION	QUALIFICATION	SPECIFICATION	QUALIFICATION	METHOD		
OPERATING TIME	120 DAYS	180 DAYS	78,549	115	TEST & ANAL.		
TEMPERATURE (F)	120	150	85	115	TEST		MAINTENANCE REQUIREMENTS: REFERENCE 115, APPENDIX 1.
PRESSURE (PSIA)	14.7	14.7	85	115	TEST		
RELATIVE HUMIDITY (%)	90	90	85	115	TEST		
RADIATION	5.05 E5	1.00 E6	85 (TABLE 2)	115	TEST		REMARKS:
AGING	40 YRS.	40 YRS.	N/A	115	TEST & ANAL.		

DEFICIENCY RESOLUTION:

FACILITY: LGS UNIT: 1 DOCKET: 50-352 EQRR: 59
PREPARED BY: RDC DATE: 08/22/83 REVISION DATE: 09/13/83
REVIEWED BY: FMV DATE: 09/13/83

SYSTEM: CONTAINMENT ATMOSPHERIC CONTROL
ACCY: SPEC: N/A DEMON: N/A REF: N/A
LOCATION: ROOM 519
PLANT ID: SV-57-154
RACK/PANEL: 10S205

COMPONENT: SOLENOID VALVE
ASSOC COMP: VALVE
ASSOC COMP: N/A
MODEL NO.: NP832093E
ASSOC M/N: 4251GGY
ASSOC M/N: N/A
ASSOC. DWG: LOC: M-0721 P&ID: M-57

MANUFACTU: AUTOMATIC SWITCH COMPANY
ASSOC MANF: HOKE
ASSOC MANF: N/A
SERIAL NO:
ASSOC S/N: N/A
ASSOC S/N: N/A

SERVICE: H2/O2 COMBUSTIBLE GAS ANALYZER 10S205 INLET VALVE. NORMALLY DE-ENERGIZED CLOSED, ENERGIZED DURING SAMPLING FROM THE DRYWELL.
P.O. NO: M-235

FUNCTION: OPENED TO SAMPLE, THEN CLOSED AFTER SAMPLING HAS BEEN COMPLETED. REQUIRED FOR LOCA ONLY.
SUBMERGENCE: N/A
CHEMICAL SPRAY: N/A

PARAMETER	ENVIRONMENT		DOCUMENTATION REFERENCE		QUALIFICATION	OUTSTANDING ITEMS	INTERFACES:
	SPECIFICATION	QUALIFICATION	SPECIFICATION	QUALIFICATION	METHOD		
OPERATING TIME	180 DAYS	180 DAYS	78,549	115	TEST & ANAL.		
TEMPERATURE (F)	120	150	85	115	TEST		MAINTENANCE REQUIREMENTS: REFERENCE 115, APPENDIX 1.
PRESSURE (PSIA)	14.7	14.7	85	115	TEST		
RELATIVE HUMIDITY (%)	90	90	85	115	TEST		
RADIATION	5.05 E5	1.00 E6	85 (TABLE 2)	115	TEST		REMARKS:
AGING	40 YRS.	40 YRS.	N/A	115	TEST & ANAL.		

DEFICIENCY RESOLUTION:

FACILITY: LGS UNIT: 1 DOCKET: 50-352 EQRR: 59 PREPARED BY: RDC DATE: 08/22/83 REVISION DATE: 09/13/83

REVIEWED BY: FMV DATE: 09/13/83

SYSTEM: CONTAINMENT ATMOSPHERIC CONTROL ACCY: SPEC: N/A DEMON: N/A REF: N/A LOCATION: ROOM 519

PLANT ID: SV-57-155 RACK/PANEL: 10S205

COMPONENT: SOLENOID VALVE MODEL NO.: NP832093E

ASSOC COMP: VALVE ASSOC M/N: 4251GGY ASSOC. DWG: LOC: M-0721

ASSOC COMP: N/A ASSOC M/N: N/A P&ID: M-57

MANUFACTU: AUTOMATIC SWITCH COMPANY SERIAL NO:

ASSOC MANF: HOKE ASSOC S/N: N/A

ASSOC MANF: N/A ASSOC S/N: N/A

SERVICE: H2/O2 COMBUSTIBLE GAS ANALYZER 10S205 INLET VALVE. NORMALLY DE-ENERGIZED CLOSED, ENERGIZED DURING SAMPLING FROM THE SUPPRESSION POOL. P.O. NO: M-235

FUNCTION: OPENED TO SAMPLE, THEN CLOSED AFTER SAMPLING HAS BEEN COMPLETED. REQUIRED FOR LOCA ONLY. SUBMERGENCE: N/A

CHEMICAL SPRAY: N/A

PARAMETER	ENVIRONMENT		DOCUMENTATION REFERENCE		QUALIFICATION	OUTSTANDING ITEMS	INTERFACES:
	SPECIFICATION	QUALIFICATION	SPECIFICATION	QUALIFICATION	METHOD		
OPERATING TIME	180 DAYS	180 DAYS	78,549	115	TEST & ANAL.		
TEMPERATURE (F)	120	150	85	115	TEST		MAINTENANCE REQUIREMENTS: REFERENCE 115, APPENDIX 1.
PRESSURE (PSIA)	14.7	14.7	85	115	TEST		
RELATIVE HUMIDITY (%)	90	90	85	115	TEST		
RADIATION	5.05 E5	1.00 E6	85 (TABLE 2)	115	TEST		REMARKS:
AGING	40 YRS.	40 YRS.	N/A	115	TEST & ANAL.		

DEFICIENCY RESOLUTION

FACILITY: LGS UNIT: 1 DOCKET: 50-352 EQRR: 54
PREPARED BY: DJT DATE: 03/13/84 REVISION DATE: 03/13/84
REVIEWED BY: FMV DATE: 03/13/84

SYSTEM: CONTAINMENT ATMOSPHERIC CONTROL
ACCY: SPEC: N/A
DEMON: N/A
REF: N/A
LOCATION: ROOM 309

PLANT ID: SV-57-159
RACK/PANEL: N/A

COMPONENT: SOLENOID VALVE
MODEL NO.: 76EE-004
ASSOC COMP: (X-62)
ASSOC M/N: N/A
ASSOC. DWG: LOC: M-0719
ASSOC COMP: N/A
ASSOC M/N: N/A
P&ID: M-57

MANUFACTU: TARGET ROCK CORP.
SERIAL NO: 9
ASSOC MANF: N/A
ASSOC S/N: N/A
ASSOC MANF: N/A
ASSOC S/N: N/A

SERVICE: PRIMARY CONTAINMENT COMBUSTIBLE GAS ANALYZER SUBSYSTEM.
NORMALLY KEYLOCKED ENERGIZED OPEN. FAILS CLOSED.
P.O. NO: M-245

FUNCTION: ISOLATES UPON CONTAINMENT ISOLATION SIGNALS (B,H,R). CAN BE MANUALLY OPENED FROM CONTROL ROOM TO PERMIT SAMPLING OF H202 CONTENT OF CONTAINMENT ATMOS-LOCA AND ALL LINE BREAKS.
SUBMERGENCE: N/A
CHEMICAL SPRAY: N/A

PARAMETER	ENVIRONMENT		DOCUMENTATION REFERENCE		QUALIFICATION	OUTSTANDING ITEMS	INTERFACES:
	SPECIFICATION	QUALIFICATION	SPECIFICATION	QUALIFICATION	METHOD		CONDUIT SEAL REQUIRED. REF. 801.
OPERATING TIME	180 DAYS	180 DAYS	78	801	TEST & ANAL.		
TEMPERATURE (F)	120	385	85	50	TEST		MAINTENANCE REQUIREMENTS: REF. 801: SILICONE RUBBER PARTS HAVE A 5 YR. LIFE. MUST FOLLOW MAINTENANCE INSTRUCTIONS IN SECT. 4.
PRESSURE (PSIA)	14.7	80.7	85	50	TEST		
RELATIVE HUMIDITY (%)	90	100	85	50	TEST		
RADIATION	5.40 E6	1.126 E8	85	50	TEST		REMARKS:
AGING	40 YRS.	40 YRS.	N/A	50	TEST		

DEFICIENCY RESOLUTION:

FACILITY: LGS UNIT: 1 DOCKET: 50-352 EQRR: 212
PREPARED BY: FMV DATE: 01/30/84 REVISION DATE: 02/27/84
REVIEWED BY: WJB DATE: 04/12/84

SYSTEM: CONTAINMENT ATMOSPHERIC CONTROL
PLANT ID: SV-57-172
COMPONENT: SOLENOID VALVE
ASSOC COMP: N/A
ASSOC COMP: N/A
MANUFACTU: VALCOR
ASSOC MANF: N/A
ASSOC MANF: N/A

ACCY: SPEC: N/A
DEMON: N/A
REF: N/A
MODEL NO.: V526-5891-23
ASSOC M/N: N/A
ASSOC M/N: N/A
SERIAL NO: N/A
ASSOC S/N: N/A
ASSOC S/N: N/A

LOCATION: ROOM 506 C
RACK/PANEL: N/A
N/A
ASSOC. DWG: M-727

SERVICE: NORMALLY OPEN TO PERMIT FLOW OF PRIMARY CONTAINMENT GAS TO THE COMBUSTIBLE GAS ANALYZER FOR H2O2 CONTENT VERIFICATION.

FUNCTION: CLOSES UPON LOCA SIGNAL TO PROVIDE PRIMARY CONTAINMENT ISOLATION.

P.O. NO: M-245C

SUBMERGENCE: N/A

CHEMICAL SPRAY: N/A

PARAMETER	ENVIRONMENT		DOCUMENTATION REFERENCE		QUALIFICATION	OUTSTANDING ITEMS	INTERFACES: COND. SEAL: EQRR 202 SPLICE: EQRR 169
	SPECIFICATION	QUALIFICATION	SPECIFICATION	QUALIFICATION	METHOD		
OPERATING TIME	180 DAYS	180 DAYS	27	170,171	TEST & ANAL.		
TEMPERATURE (F)	120	414	85	170	TEST		MAINTENANCE REQUIREMENTS:
PRESSURE (PSIA)	14.7	80.7	85	170	TEST		
RELATIVE HUMIDITY (%)	90	100	85	170	TEST		
RADIATION	3.95 E6	5.9 E7	85	170	TEST		REMARKS:
AGING	40 YRS.	40 YRS.	N/A	170,171	TEST & ANAL.		

DEFICIENCY RESOLUTION:

FACILITY: LGS UNIT: 1 DOCKET: 50-352 EQRR: 212
PREPARED BY: FMV DATE: 01/30/84 REVISION DATE: 02/27/84
REVIEWED BY: WJB DATE: 04/12/84

SYSTEM: CONTAINMENT ATMOSPHERIC CONTROL
ACCY: SPEC: N/A
DEMON: N/A
REF: N/A
LOCATION: ROOM 506 C

PLANT ID: SV-57-173
RACK/PANEL: N/A
N/A

COMPONENT: SOLENOID VALVE
MODEL NO.: V526-5891-23
ASSOC COMP: N/A
ASSOC M/N: N/A
ASSOC. DWG: M-727
ASSOC COMP: N/A
ASSOC M/N: N/A

MANUFACTU: VALCOR
SERIAL NO: N/A
ASSOC MANF: N/A
ASSOC S/N: N/A
ASSOC MANF: N/A
ASSOC S/N: N/A

SERVICE: NORMALLY OPEN TO PERMIT FLOW OF PRIMARY CONTAINMENT GAS TO THE COMBUSTIBLE GAS ANALYZER FOR H2O2 CONTENT VERIFICATION.

P.O. NO: M-245C

FUNCTION: CLOSES UPON LOCA SIGNAL TO PROVIDE PRIMARY CONTAINMENT ISOLATION.

SUBMERGENCE: N/A

CHEMICAL SPRAY: N/A

PARAMETER	ENVIRONMENT		DOCUMENTATION REFERENCE		QUALIFICATION	OUTSTANDING ITEMS	INTERFACES: COND. SEAL: EQRR 202 SPLICE: EQRR 169
	SPECIFICATION	QUALIFICATION	SPECIFICATION	QUALIFICATION	METHOD		
OPERATING TIME	180 DAYS	180 DAYS	27	170,171	TEST & ANAL.		
TEMPERATURE (F)	120	414	85	170	TEST		MAINTENANCE REQUIREMENTS:
PRESSURE (PSIA)	14.7	80.7	85	170	TEST		
RELATIVE HUMIDITY (%)	90	100	85	170	TEST		
RADIATION	3.95 E6	5.9 E7	85	170	TEST		REMARKS:
AGING	40 YRS.	40 YRS.	N/A	170,171	TEST & ANAL.		

DEFICIENCY RESOLUTION:

FACILITY: LGS UNIT: 1 DOCKET: 50-352 EQRR: 212

PREPARED BY: FMV DATE: 01/30/84 REVISION DATE: 02/27/84

REVIEWED BY: WJB DATE: 04/12/84

SYSTEM: CONTAINMENT ATMOSPHERIC CONTROL

PLANT ID: SV-57-176

COMPONENT: SOLENOID VALVE
ASSOC COMP: N/A
ASSOC COMP: N/A

MANUFACTU: VALCOR
ASSOC MANF: N/A
ASSOC MANF:

ACCY: SPEC: N/A
DEMON: N/A
REF: N/A

MODEL NO.: V526-5891-23
ASSOC M/N: N/A
ASSOC M/N: N/A

SERIAL NO: N/A
ASSOC S/N: N/A
ASSOC S/N: N/A

LOCATION: ROOM 506 B

RACK/PANEL: N/A
N/A

ASSOC. DWG: M-727

SERVICE: NORMALLY OPEN TO PERMIT FLOW OF PRIMARY CONTAINMENT GAS TO THE COMBUSTIBLE GAS ANALYZER FOR H2O2 CONTENT VERIFICATION.

P.O. NO: M-245C

FUNCTION: CLOSES UPON LOCA SIGNAL TO PROVIDE PRIMARY CONTAINMENT ISOLATION.

SUBMERGENCE: N/A

CHEMICAL SPRAY: N/A

PARAMETER	ENVIRONMENT		DOCUMENTATION REFERENCE		QUALIFICATION	OUTSTANDING ITEMS	INTERFACES:
	SPECIFICATION	QUALIFICATION	SPECIFICATION	QUALIFICATION	METHOD		COND. SEAL: EQRR 202 SPLICE: EQRR 169
OPERATING TIME	180 DAYS	180 DAYS	27	170,171	TEST & ANAL.		
TEMPERATURE (F)	120	414	85	170	TEST		MAINTENANCE REQUIREMENTS:
PRESSURE (PSIA)	14.7	80.7	85	170	TEST		
RELATIVE HUMIDITY (%)	90	100	85	170	TEST		
RADIATION	6.71 E4	5.9 E7	85	170	TEST		REMARKS:
AGING	40 YRS.	40 YRS.	N/A	170,171	TEST & ANAL.		

DEFICIENCY RESOLUTION:

FACILITY: LGS UNIT: 1 DOCKET: 50-352 EQRR: 212
PREPARED BY: FMV DATE: 01/30/84 REVISION DATE: 02/27/84
REVIEWED BY: WJB DATE: 04/12/84

SYSTEM: CONTAINMENT ATMOSPHERIC CONTROL
PLANT ID: SV-57-177
COMPONENT: SOLENOID VALVE
ASSOC COMP: N/A
ASSOC COMP: N/A
MANUFACTU: VALCOR
ASSOC MANF: N/A
ASSOC MANF: N/A

ACCY: SPEC: N/A
DEMON: N/A
REF: N/A
MODEL NO.: V526-5891-23
ASSOC M/N: N/A
ASSOC M/N: N/A
SERIAL NO: N/A
ASSOC S/N: N/A
ASSOC S/N: N/A

LOCATION: ROOM 506 B
RACK/PANEL: N/A
N/A
ASSOC. DWG: M-727

SERVICE: NORMALLY OPEN TO PERMIT FLOW OF PRIMARY CONTAINMENT GAS TO THE COMBUSTIBLE GAS ANALYZER FOR H2O2 CONTENT VERIFICATION.

FUNCTION: CLOSES UPON LOCA SIGNAL TO PROVIDE PRIMARY CONTAINMENT ISOLATION.

P.O. NO: M-245C

SUBMERGENCE: N/A

CHEMICAL SPRAY: N/A

PARAMETER	ENVIRONMENT		DOCUMENTATION REFERENCE		QUALIFICATION	OUTSTANDING ITEMS	INTERFACES: COND. SEAL: EQRR 202 SPLICE: EQRR 169
	SPECIFICATION	QUALIFICATION	SPECIFICATION	QUALIFICATION	METHOD		
OPERATING TIME	180 DAYS	180 DAYS	27	170,171	TEST & ANAL.		
TEMPERATURE (F)	120	414	85	170	TEST		MAINTENANCE REQUIREMENTS:
PRESSURE (PSIA)	14.7	80.7	85	170	TEST		
RELATIVE HUMIDITY (%)	90	100	85	170	TEST		
RADIATION	6.71 E4	5.9 E7	85	170	TEST		REMARKS:
AGING	40 YRS.	40 YRS.	N/A	170,171	TEST & ANAL.		

DEFICIENCY RESOLUTION:

FACILITY: LGS UNIT: 1 DOCKET: 50-352 EQRR: 212
PREPARED BY: DJT DATE: 01/13/84 REVISION DATE: 01/13/84
REVIEWED BY: FMV DATE: 01/13/84

SYSTEM: CONTAINMENT ATMOSPHERIC CONTROL
ACCY: SPEC: N/A
DEMON: N/A
REF: N/A
LOCATION: ROOM 307

PLANT ID: SV-57-181
RACK/PANEL: N/A

COMPONENT: SOLENOID VALVE
MODEL NO.: 76EE-004
ASSOC COMP: (X-221A)
ASSOC M/N: N/A
ASSOC. DWG: LOC: S-0220
ASSOC COMP: N/A
ASSOC M/N: N/A
P&ID: M-57

MANUFACTU: TARGET ROCK CORP.
SERIAL NO: N/A
ASSOC MANF: N/A
ASSOC S/N: N/A
ASSOC MANF: N/A
ASSOC S/N: N/A

SERVICE: NORMALLY KEYLOCKED ENERGIZED OPEN. FAILS CLOSED.
PRIMARY CONTAINMENT COMBUSTIBLE GAS ANALYZER SUBSYSTEM.
P.O. NO: M-245

FUNCTION: ISOLATES UPON CONTAINMENT ISOLATION SIGNALS (B,H,R). CAN BE MANUALLY OPENED FROM CONTROL ROOM TO PERMIT SAMPLING OF H202 CONTENT OF CONTAINMENT ATMOS-LOCA AND ALL LINE BREAKS.
SUBMERGENCE: N/A
CHEMICAL SPRAY: N/A

PARAMETER	ENVIRONMENT		DOCUMENTATION REFERENCE		QUALIFICATION	OUTSTANDING ITEMS	INTERFACES: CONDUIT SEAL REQUIRED. REF. 801.
	SPECIFICATION	QUALIFICATION	SPECIFICATION	QUALIFICATION	METHOD		
OPERATING TIME	180 DAYS	180 DAYS	78	801	TEST		
TEMPERATURE (F)	120	385	85	50	TEST		MAINTENANCE REQUIREMENTS: REF. 801: SILICONE RUBBER PARTS HAVE A 5 YR. LIFE. MUST FOLLOW MAINTENANCE INSTRUCTIONS IN SECT. 4.
PRESSURE (PSIA)	14.7	80.7	85	50	TEST		
RELATIVE HUMIDITY (%)	90	100	85	50	TEST		
RADIATION	5.40 E6	3.53 E7	85	50	TEST		REMARKS:
AGING	40 YRS.	40 YRS.	N/A	50	TEST		

DEFICIENCY RESOLUTION:

FACILITY: LGS UNIT: 1 DOCKET: 50-352 EQRR: 212
PREPARED BY: DJT DATE: 01/13/84 REVISION DATE: 01/13/84
REVIEWED BY: FMV DATE: 01/13/84

SYSTEM: CONTAINMENT ATMOSPHERIC CONTROL
PLANT ID: SV-57-183
COMPONENT: SOLENOID VALVE
ASSOC COMP: (X-221B)
ASSOC COMP: N/A
MANUFACTU: TARGET ROCK CORP.
ASSOC MANF: N/A
ASSOC MANF: N/A

ACCY: SPEC: N/A
DEMON: N/A
REF: N/A
MODEL NO.: 76EE-004
ASSOC M/N: N/A
ASSOC M/N: N/A
SERIAL NO: N/A
ASSOC S/N: N/A
ASSOC S/N: N/A

LOCATION: ROOM 306
RACK/PANEL: N/A
ASSOC. DWG: LOC: M-0719
P&ID: M-57

SERVICE: PRIMARY CONTAINMENT COMBUSTIBLE GAS ANALYZER SUBSYSTEM. NORMALLY KEYLOCKED ENERGIZED OPEN. FAILS CLOSED.

P.O. NO: M-245

FUNCTION: ISOLATES UPON CONTAINMENT ISOLATION SIGNALS (B,H,R). CAN BE MANUALLY OPENED FROM CONTROL ROOM TO PERMIT SAMPLING OF H202 CONTENT OF CONTAINMENT ATMOS- LOCA AND ALL LINE BREAKS.

SUBMERGENCE: N/A

CHEMICAL SPRAY: N/A

PARAMETER	ENVIRONMENT		DOCUMENTATION REFERENCE		QUALIFICATION	OUTSTANDING ITEMS	INTERFACES:
	SPECIFICATION	QUALIFICATION	SPECIFICATION	QUALIFICATION	METHOD		CONDUIT SEAL REQUIRED. REF. 801.
OPERATING TIME	180 DAYS	180 DAYS	78	801	TEST		
TEMPERATURE (F)	120	385	85	50	TEST		MAINTENANCE REQUIREMENTS: REF. 801: SILICONE RUBBER PARTS HAVE A 5 YR. LIFE. MUST FOLLOW MAINTENANCE INSTRUCTIONS IN SECT. 4.
PRESSURE (PSIA)	14.7	80.7	85	50	TEST		
RELATIVE HUMIDITY (%)	90	100	85	50	TEST		
RADIATION	5.40 E6	3.53 E7	85	50	TEST		REMARKS:
AGING	40 YRS.	40 YRS.	N/A	50	TEST		

DEFICIENCY RESOLUTION:

PREPARED BY: DJT DATE: 03/13/84 REVISION DATE: 03/13/84

FACILITY: LGS UNIT: 1 DOCKET: 50-352 EQRR: 54

REVIEWED BY: FMV DATE: 03/13/84

SYSTEM: CONTAINMENT ATMOSPHERIC CONTROL

ACCY: SPEC: N/A
DEMON: N/A
REF: N/A

LOCATION: ROOM 309

PLANT ID: SV-57-184

RACK/PANEL: N/A

COMPONENT: SOLENOID VALVE
ASSOC COMP: (X-221A)
ASSOC COMP: N/A

MODEL NO.: 76EE-001
ASSOC M/N: N/A
ASSOC M/N: N/A

ASSOC. DWG: LOC: S-0220
P&ID: M-57

MANUFACTU: TARGET ROCK CORP.
ASSOC MANF: N/A
ASSOC MANF: N/A

SERIAL NO: N/A
ASSOC S/N: N/A
ASSOC S/N: N/A

SERVICE: PRIMARY CONTAINMENT COMBUSTIBLE GAS ANALYZER SUBSYSTEM.
NORMALLY KEYLOCKED ENERGIZED OPEN. FAILS CLOSED.

P.O. NO: M-245

FUNCTION: ISOLATES UPON CONTAINMENT ISOLATION SIGNALS (B,H,R). CAN BE MANUALLY OPENED FROM CONTROL ROOM TO PERMIT SAMPLING OF H202 CONTENT OF CONTAINMENT ATMOS-LOCA AND ALL LINE BREAKS.

SUBMERGENCE: N/A

CHEMICAL SPRAY: N/A

PARAMETER	ENVIRONMENT		DOCUMENTATION REFERENCE		QUALIFICATION	OUTSTANDING ITEMS	INTERFACES:
	SPECIFICATION	QUALIFICATION	SPECIFICATION	QUALIFICATION	METHOD		CONDUIT SEAL REQUIRED. REF. 801.
OPERATING TIME	180 DAYS	180 DAYS	78	801	TEST & ANAL.		
TEMPERATURE (F)	120	385	85	50	TEST		MAINTENANCE REQUIREMENTS: REF. 801: SILICONE RUBBER
PRESSURE (PSIA)	14.7	80.7	85	50	TEST		PARTS HAVE A 5 YR. LIFE. MUST FOLLOW MAINTENANCE INSTRUCTIONS IN SECT. 4.
RELATIVE HUMIDITY (%)	90	100	85	50	TEST		
RADIATION	5.40 E6	1.126 E8	85	50	TEST		REMARKS:
AGING	40 YRS.	40 YRS.	N/A	50	TEST		

DEFICIENCY RESOLUTION:

PREPARED BY: DJT DATE: 03/13/84 REVISION DATE: 03/13/84

FACILITY: LGS UNIT: 1 DOCKET: 50-352 EQRR: 54

REVIEWED BY: FMV DATE: 03/13/84

SYSTEM: CONTAINMENT ATMOSPHERIC CONTROL

PLANT ID: SV-57-185

COMPONENT: SOLENOID VALVE
ASSOC COMP: (X-202)
ASSOC COMP: N/A

MANUFACTU: TARGET ROCK CORP.
ASSOC MANF: N/A
ASSOC MANF: N/A

SERVICE: PRIMARY CONTAINMENT COMBUSTIBLE GAS ANALYZER SUBSYSTEM. NORMALLY KEYLOCKED ENERGIZED OPEN. FAILS CLOSED.

FUNCTION: ISOLATES UPON CONTAINMENT ISOLATION SIGNALS (B,H,R). CAN BE MANUALLY OPENED FROM CONTROL ROOM TO PERMIT SAMPLING OF H202 CONTENT OF CONTAINMENT ATMOS- LOCA AND ALL LINE BREAKS.

ACCY: SPEC: N/A
DEMON: N/A
REF: N/A

MODEL NO.: 76EE-001
ASSOC M/N: N/A
ASSOC M/N: N/A

SERIAL NO: N/A
ASSOC S/N: N/A
ASSOC S/N: N/A

LOCATION: ROOM 307

RACK/PANEL: N/A

ASSOC. DWG: LOC: S-0220
P&ID: M-57

P.O. NO: M-245

SUBMERGENCE: N/A

CHEMICAL SPRAY: N/A

PARAMETER	ENVIRONMENT		DOCUMENTATION REFERENCE		QUALIFICATION	OUTSTANDING ITEMS	INTERFACES: CONDUIT SEAL REQUIRED. REF. 801.
	SPECIFICATION	QUALIFICATION	SPECIFICATION	QUALIFICATION	METHOD		
OPERATING TIME	180 DAYS	180 DAYS	78	801	TEST & ANAL.		
TEMPERATURE (F)	120	385	85	50	TEST		MAINTENANCE REQUIREMENTS: REF. 801: SILICONE RUBBER PARTS HAVE A 5 YR. LIFE. MUST FOLLOW MAINTENANCE INSTRUCTIONS IN SECT. 4.
PRESSURE (PSIA)	14.7	80.7	85	50	TEST		
RELATIVE HUMIDITY (%)	90	100	85	50	TEST		
RADIATION	5.40 E6	1.126 E8	85	50	TEST		REMARKS:
AGING	40 YRS.	40 YRS.	N/A	50	TEST		

DEFICIENCY RESOLUTION:

FACILITY: LGS UNIT: 1 DOCKET: 50-352 EQRR: 54
PREPARED BY: DJT DATE: 03/13/84 REVISION DATE: 03/13/84
REVIEWED BY: FMV DATE: 03/13/84

SYSTEM: CONTAINMENT ATMOSPHERIC CONTROL
ACCY: SPEC: N/A DEMON: N/A REF: N/A
LOCATION: ROOM 306
PLANT ID: SV-57-186
RACK/PANEL: N/A

COMPONENT: SOLENOID VALVE
ASSOC COMP: (X-221B)
ASSOC COMP: N/A
MODEL NO.: 76EE-001
ASSOC M/N: N/A
ASSOC M/N: N/A
ASSOC. DWG: LOC: M-0719 P&ID: M-57

MANUFACTU: TARGET ROCK CORP.
ASSOC MANF: N/A
ASSOC MANF: N/A
SERIAL NO: N/A
ASSOC S/N: N/A
ASSOC S/N: N/A

SERVICE: PRIMARY CONTAINMENT COMBUSTIBLE GAS ANALYZER SUBSYSTEM. NORMALLY KEYLOCKED ENERGIZED OPEN. FAILS CLOSED.
P.O. NO: M-245

FUNCTION: ISOLATES UPON CONTAINMENT ISOLATION SIGNALS (B,H,R). CAN BE MANUALLY OPENED FROM CONTROL ROOM TO PERMIT SAMPLING OF H202 CONTENT OF CONTAINMENT ATMOS-LOCA AND ALL LINE BREAKS.
SUBMERGENCE: N/A
CHEMICAL SPRAY: N/A

PARAMETER	ENVIRONMENT		DOCUMENTATION REFERENCE		QUALIFICATION	OUTSTANDING ITEMS	INTERFACES: CONDUIT SEAL REQUIRED. REF. 801.
	SPECIFICATION	QUALIFICATION	SPECIFICATION	QUALIFICATION	METHOD		
OPERATING TIME	180 DAYS	180 DAYS	78	801	TEST & ANAL		
TEMPERATURE (F)	120	385	85	50	TEST		MAINTENANCE REQUIREMENTS: REF. 801: SILICONE RUBBER PARTS HAVE A 5 YR. LIFE. MUST FOLLOW MAINTENANCE INSTRUCTIONS IN SECT. 4.
PRESSURE (PSIA)	14.7	80.7	85	50	TEST		
RELATIVE HUMIDITY (%)	90	100	85	50	TEST		
RADIATION	5.40 E6	1.126 E8	85	50	TEST		REMARKS:
AGING	40 YRS.	40 YRS.	N/A	50	TEST		

DEFICIENCY RESOLUTION:

FACILITY: LGS UNIT: 1 DOCKET: 50-352 EQRR: 59

PREPARED BY: RDC DATE: 08/22/83 REVISION DATE: 09/13/83

REVIEWED BY: FMV DATE: 09/13/83

SYSTEM: CONTAINMENT ATMOSPHERIC CONTROL

ACCY: SPEC: N/A
DEMON: N/A
REF: N/A

LOCATION: ROOM 402

PLANT ID: SV-57-187

RACK/PANEL: LOC: M-0721

COMPONENT: SOLENOID VALVE
ASSOC COMP: N/A
ASSOC COMP: N/A

MODEL NO.: NP832093E
ASSOC M/N: 4251GGY
ASSOC M/N: N/A

ASSOC. DWG: LOC: M-0119
P&ID: M-57

MANUFACTU: AUTOMATIC SWITCH COMPANY
ASSOC MANF: HOKE
ASSOC MANF: N/A

SERIAL NO:
ASSOC S/N: N/A
ASSOC S/N: N/A

SERVICE: H2/O2 COMBUSTIBLE GAS ANALYZER 10S206 INLET VALVE. NORMALLY DE-ENERGIZED CLOSED, ENERGIZED DURING SAMPLING FROM THE SUPPRESSION POOL.

P.O. NO: M-235

FUNCTION: OPENED TO SAMPLE, THEN CLOSED AFTER SAMPLING HAS BEEN COMPLETED. REQUIRED FOR LOCA ONLY.

SUBMERGENCE: N/A

CHEMICAL SPRAY: N/A

PARAMETER	ENVIRONMENT		DOCUMENTATION REFERENCE		QUALIFICATION	OUTSTANDING ITEMS	INTERFACES:
	SPECIFICATION	QUALIFICATION	SPECIFICATION	QUALIFICATION	METHOD		
OPERATING TIME	180 DAYS	180 DAYS	78,549	115	TEST & ANAL.		
TEMPERATURE (F)	120	150	85	115	TEST		MAINTENANCE REQUIREMENTS: REFERENCE 115, APPENDIX 1.
PRESSURE (PSIA)	14.7	14.7	85	115	TEST		
RELATIVE HUMIDITY (%)	90	90	85	115	TEST		
RADIATION	5.05 E5	1.00 E6	85 (TABLE 2)	115	TEST		REMARKS:
AGING	40 YRS.	40 YRS.	N/A	115	TEST & ANAL.		

DEFICIENCY RESOLUTION:

FACILITY: LGS UNIT: 1 DOCKET: 50-352 EQRR: 59
PREPARED BY: RDC DATE: 08/22/83 REVISION DATE: 09/13/83
REVIEWED BY: FMV DATE: 09/13/83

SYSTEM: CONTAINMENT ATMOSPHERIC CONTROL
ACCY: SPEC: N/A DEMON: N/A REF: N/A
LOCATION: ROOM 402
PLANT ID: SV-57-188
RACK/PANEL: 10S206

COMPONENT: SOLENOID VALVE
ASSOC COMP: VALVE
ASSOC COMP: N/A
MODEL NO.: NP832093E
ASSOC M/N: 4251GGY
ASSOC M/N: N/A
ASSOC. DWG: LOC: M-0119 P&ID: M-57

MANUFACTU: AUTOMATIC SWITCH COMPANY
ASSOC MANF: HOKE
ASSOC MANF: N/A
SERIAL NO:
ASSOC S/N: N/A
ASSOC S/N: N/A

SERVICE: H2/O2 COMBUSTIBLE GAS ANALYZER 10S206 INLET VALVE. NORMALLY DE-ENERGIZED CLOSED, ENERGIZED DURING SAMPLING FROM SUPPRESSION POOL EXHAUST LINE.
P.O. NO: M-235

FUNCTION: OPENED TO SAMPLE, THEN CLOSED AFTER SAMPLING HAS BEEN COMPLETED. REQUIRED FOR LOCA ONLY.
SUBMERGENCE: N/A
CHEMICAL SPRAY: N/A

PARAMETER	ENVIRONMENT		DOCUMENTATION REFERENCE		QUALIFICATION	OUTSTANDING ITEMS	INTERFACES:
	SPECIFICATION	QUALIFICATION	SPECIFICATION	QUALIFICATION	METHOD		
OPERATING TIME	180 DAYS	180 DAYS	78,549	115	TEST & ANAL.		
TEMPERATURE (F)	120	150	85	115	TEST		MAINTENANCE REQUIREMENTS: REFERENCE 115, APPENDIX 1.
PRESSURE (PSIA)	14.7	14.7	85	115	TEST		
RELATIVE HUMIDITY (%)	90	90	85	115	TEST		
RADIATION	5.05 E5	1.00 E6	85 (TABLE 2)	115	TEST		REMARKS:
AGING	40 YRS.	40 YRS.	N/A	115	TEST & ANAL.		

DEFICIENCY RESOLUTION:

PREPARED BY: RDC DATE: 08/22/83 REVISION DATE: 09/13/83

FACILITY: LGS UNIT: 1 DOCKET: 50-352 EQRR: 59

REVIEWED BY: FMV DATE: 09/13/83

SYSTEM: CONTAINMENT ATMOSPHERIC CONTROL

ACCY: SPEC: N/A
DEMON: N/A
REF: N/A

LOCATION: ROOM 402

PLANT ID: SV-57-189

RACK/PANEL: 10S206

COMPONENT: SOLENOID VALVE
ASSOC COMP: N/A
ASSOC COMP: N/A

MODEL NO.: NP832093E
ASSOC M/N: 4251GGY
ASSOC M/N: N/A

ASSOC. DWG: LOC: M-0119
P&ID: M-57

MANUFACTU: AUTOMATIC SWITCH COMPANY
ASSOC MANF: HOKE
ASSOC MANF: N/A

SERIAL NO:
ASSOC S/N: N/A
ASSOC S/N: N/A

SERVICE: H2/O2 COMBUSTIBLE GAS ANALYZER 10S206 INLET VALVE. NORMALLY DE-ENERGIZED CLOSED, ENERGIZED DURING SAMPLING FROM THE DRYWELL.

P.O. NO: M-235

FUNCTION: OPENED TO SAMPLE, THEN CLOSED AFTER SAMPLING HAS BEEN COMPLETED. REQUIRED FOR LOCA ONLY.

SUBMERGENCE: N/A

CHEMICAL SPRAY: N/A

PARAMETER	ENVIRONMENT		DOCUMENTATION REFERENCE		QUALIFICATION	OUTSTANDING ITEMS	INTERFACES:
	SPECIFICATION	QUALIFICATION	SPECIFICATION	QUALIFICATION	METHOD		
OPERATING TIME	180 DAYS	180 DAYS	78,549	115	TEST & ANAL.		
TEMPERATURE (F)	120	150	85	115	TEST		MAINTENANCE REQUIREMENTS: REFERENCE 115, APPENDIX 1.
PRESSURE (PSIA)	14.7	14.7	85	115	TEST		
RELATIVE HUMIDITY (%)	90	90	85	115	TEST		
RADIATION	5.05 E5	1.00 E6	85 (TABLE 2)	115	TEST		REMARKS:
AGING	40 YRS.	40 YRS.	N/A	115	TEST & ANAL.		

DEFICIENCY RESOLUTION:

FACILITY: LGS UNIT: 1 DOCKET: 50-352 EQRR: 212
PREPARED BY: DJT DATE: 01/13/84 REVISION DATE: 01/13/84
REVIEWED BY: FMV DATE: 01/13/84

SYSTEM: CONTAINMENT ATMOSPHERIC CONTROL
ACCY: SPEC: N/A DEMON: N/A REF: N/A
LOCATION: ROOM 200
PLANT ID: SV-57-190
RACK/PANEL: N/A

COMPONENT: SOLENOID VALVE
ASSOC COMP: (X-220A)
ASSOC COMP: N/A
MODEL NO.: 76EE-004
ASSOC M/N: N/A
ASSOC M/N: N/A
ASSOC. DWG: LOC: M-0706 P&ID: M-57

MANUFACTU: TARGET ROCK CORP.
ASSOC MANF: N/A
ASSOC MANF: N/A
SERIAL NO: N/A
ASSOC S/N: N/A
ASSOC S/N: N/A

SERVICE: PRIMARY CONTAINMENT COMBUSTIBLE GAS ANALYZER SUBSYSTEM. NORMALLY KEYLOCKED ENERGIZED OPEN. FAILS CLOSED.
P.O. NO: M-245

FUNCTION: ISOLATES UPON CONTAINMENT ISOLATION SIGNALS (B,H,R). CAN BE MANUALLY OPENED FROM CONTROL ROOM TO PERMIT SAMPLING OF H202 CONTENT OF CONTAINMENT ATMOS-LOCA AND ALL LINE BREAKS.
SUBMERGENCE: N/A
CHEMICAL SPRAY: N/A

PARAMETER	ENVIRONMENT		DOCUMENTATION REFERENCE		QUALIFICATION	OUTSTANDING ITEMS	INTERFACES:
	SPECIFICATION	QUALIFICATION	SPECIFICATION	QUALIFICATION	METHOD		CONDUIT SEAL REQUIRED. REF. 801.
OPERATING TIME	180 DAYS	180 DAYS	78	801	TEST		
TEMPERATURE (F)	120	385	85	50	TEST		MAINTENANCE REQUIREMENTS: REF. 801: SILICONE RUBBER PARTS HAVE A 5 YR. LIFE. MUST FOLLOW MAINTENANCE INSTRUCTIONS IN SECT. 4.
PRESSURE (PSIA)	14.7	80.7	85	50	TEST		
RELATIVE HUMIDITY (%)	90	100	85	50	TEST		
RADIATION	3.70 E6	3.53 E7	85	50	TEST		REMARKS:
AGING	40 YRS.	40 YRS.	N/A	50	TEST		

DEFICIENCY RESOLUTION:

FACILITY: LGS UNIT: 1 DOCKET: 50-352 EQRR: 54

PREPARED BY: DJT DATE: 03/13/84 REVISION DATE: 03/13/84

REVIEWED BY: FMV DATE: 03/13/84

SYSTEM: CONTAINMENT ATMOSPHERIC CONTROL

PLANT ID: SV-57-191

COMPONENT: SOLENOID VALVE
ASSOC COMP: (X-220A)
ASSOC COMP: N/A

MANUFACTU: TARGET ROCK CORP.
ASSOC MANF: N/A
ASSOC MANF: N/A

SERVICE: PRIMARY CONTAINMENT COMBUSTIBLE GAS ANALYZER SUBSYSTEM.
NORMALLY KEYLOCKED ENERGIZED OPEN. FAILS CLOSED.

FUNCTION: ISOLATES UPON CONTAINMENT ISOLATION SIGNALS (B,H,R). CAN BE MANUALLY OPENED FROM CONTROL ROOM TO PERMIT SAMPLING OF H202 CONTENT OF CONTAINMENT ATMOS-LOCA AND ALL LINE BREAKS.

ACCY: SPEC: N/A
DEMON: N/A
REF: N/A

MODEL NO.: 76EE-007
ASSOC M/N: N/A
ASSOC M/N: N/A

SERIAL NO: N/A
ASSOC S/N: N/A
ASSOC S/N: N/A

LOCATION: ROOM 200

RACK/PANEL: N/A

ASSOC. DWG: LOC: M-0706
P&ID: M-57

P.O. NO: M-245

SUBMERGENCE: N/A

CHEMICAL SPRAY: N/A

PARAMETER	ENVIRONMENT		DOCUMENTATION REFERENCE		QUALIFICATION	OUTSTANDING ITEMS	INTERFACES: CONDUIT SEAL REQUIRED. REF. 801.
	SPECIFICATION	QUALIFICATION	SPECIFICATION	QUALIFICATION	METHOD		
OPERATING TIME	180 DAYS	180 DAYS	78	801	TEST & ANAL		
TEMPERATURE (F)	120	385	85	50	TEST		MAINTENANCE REQUIREMENTS: REF. 801: SILICONE RUBBER PARTS HAVE A 5 YR. LIFE. MUST FOLLOW MAINTENANCE INSTRUCTIONS IN SECT. 4.
PRESSURE (PSIA)	14.7	80.7	85	50	TEST		
RELATIVE HUMIDITY (%)	90	100	85	50	TEST		
RADIATION	3.70 E6	1.126 E8	85	50	TEST		REMARKS:
AGING	40 YRS.	40 YRS.	N/A	50	TEST		

DEFICIENCY RESOLUTION:

FACILITY: LGS UNIT: 1 DOCKET: 50-352 EQRR: 59

PREPARED BY: RDC DATE: 08/22/83 REVISION DATE: 09/13/83

REVIEWED BY: FMV DATE: 09/13/83

SYSTEM: CONTAINMENT ATMOSPHERIC CONTROL

ACCY: SPEC: N/A
DEMON: N/A
REF: N/A

LOCATION: ROOM 402

PLANT ID: SV-57-194

RACK/PANEL: 10S206

COMPONENT: SOLENOID VALVE
ASSOC COMP: VALVE
ASSOC COMP: N/A

MODEL NO.: NP832093E
ASSOC M/N: 4251GGY
ASSOC M/N: N/A

ASSOC. DMG: LOC: M-0119
P&ID: M-57

MANUFACTU: AUTOMATIC SWITCH COMPANY
ASSOC MANF: HOKE
ASSOC MANF: N/A

SERIAL NO:
ASSOC S/N: N/A
ASSOC S/N: N/A

SERVICE: H2/O2 COMBUSTIBLE GAS ANALYZER 10S206 INLET VALVE. NORMALLY DE-ENERGIZED CLOSED, ENERGIZED DURING SAMPLING FROM THE SUPPRESSION POOL.

P.O. NO: M-235

FUNCTION: OPENED TO SAMPLE, THEN CLOSED AFTER SAMPLING HAS BEEN COMPLETED. REQUIRED FOR LOCA ONLY.

SUBMERGENCE: N/A

CHEMICAL SPRAY: N/A

PARAMETER	ENVIRONMENT		DOCUMENTATION REFERENCE		QUALIFICATION	OUTSTANDING ITEMS	INTERFACES:
	SPECIFICATION	QUALIFICATION	SPECIFICATION	QUALIFICATION	METHOD		
OPERATING TIME	180 DAYS	180 DAYS	78,549	115	TEST & ANAL.		
TEMPERATURE (F)	120	150	85	115	TEST		MAINTENANCE REQUIREMENTS: REFERENCE 115, APPENDIX 1.
PRESSURE (PSIA)	14.7	14.7	85	115	TEST		
RELATIVE HUMIDITY (%)	90	90	85	115	TEST		
RADIATION	5.05 E5	1.00 E6	85 (TABLE 2)	115	TEST		REMARKS:
AGING	40 YRS.	40 YRS.	N/A	115	TEST & ANAL.		

DEFICIENCY RESOLUTION:

FACILITY: LGS UNIT: 1 DOCKET: 50-352 EQRR: 54
PREPARED BY: DJT DATE: 03/13/84 REVISION DATE: 03/13/84
REVIEWED BY: FMV DATE: 03/13/84

SYSTEM: CONTAINMENT ATMOSPHERIC CONTROL
ACCY: SPEC: N/A
DEMON: N/A
REF: N/A
LOCATION: ROOM 501

PLANT ID: SV-57-195
RACK/PANEL: N/A

COMPONENT: SOLENOID VALVE
ASSOC COMP: (X-28B)
ASSOC COMP: N/A
MODEL NO.: 76EE-001
ASSOC M/N: N/A
ASSOC M/N: N/A
ASSOC. DWG: LOC: S-0231
P&ID: M-57

MANUFACTU: TARGET ROCK CORP.
ASSOC MANF: N/A
ASSOC MANF: N/A
SERIAL NO: N/A
ASSOC S/N: N/A
ASSOC S/N: N/A

SERVICE: PRIMARY CONTAINMENT COMBUSTIBLE GAS ANALYZER SUBSYSTEM.
NORMALLY KEYLOCKED ENERGIZED OPEN. FAILS CLOSED.
P.O. NO: M-245

FUNCTION: ISOLATES UPON CONTAINMENT ISOLATION SIGNALS (B,H,R). CAN BE MANUALLY OPENED FROM CONTROL ROOM TO PERMIT SAMPLING OF H202 CONTENT OF CONTAINMENT ATMOS- LOCA AND ALL LINE BREAKS.
SUBMERGENCE: N/A
CHEMICAL SPRAY: N/A

PARAMETER	ENVIRONMENT		DOCUMENTATION REFERENCE		QUALIFICATION	OUTSTANDING ITEMS	INTERFACES:
	SPECIFICATION	QUALIFICATION	SPECIFICATION	QUALIFICATION	METHOD		CONDUIT SEAL REQUIRED. REF. 801.
OPERATING TIME	180 DAYS	180 DAYS	78	801	TEST & ANAL.		
TEMPERATURE (F)	120	385	85	50	TEST		MAINTENANCE REQUIREMENTS: REF. 801: SILICONE RUBBER PARTS HAVE A 5 YR. LIFE. MUST FOLLOW MAINTENANCE INSTRUCTIONS IN SECT. 4.
PRESSURE (PSIA)	14.7	80.7	85	50	TEST		
RELATIVE HUMIDITY (%)	90	100	85	50	TEST		
RADIATION	4.03 E6	1.126 E8	85	50	TEST		REMARKS:
AGING	40 YRS.	40 YRS.	N/A	50	TEST		

DEFICIENCY RESOLUTION:

FACILITY: LGS UNIT: 1 DOCKET: 50-352 EQRR: 59
PREPARED BY: RDC DATE: 09/22/83 REVISION DATE: 09/22/83
REVIEWED BY: FMV DATE: 09/22/83

SYSTEM: CONTAINMENT ATMOSPHERIC CONTROL
PLANT ID: SV-57-197A
COMPONENT: SOLENOID VALVE
ASSOC COMP: N/A
ASSOC COMP: N/A
MANUFACTU: AUTOMATIC SWITCH COMPANY
ASSOC MANF: N/A
ASSOC MANF: N/A

ACCY: SPEC: N/A
DEMON: N/A
REF: N/A
MODEL NO.: THT8262C7E
ASSOC M/N: N/A
ASSOC M/N: N/A
SERIAL NO:
ASSOC S/N: N/A
ASSOC S/N: N/A

LOCATION: ROOM 402
RACK/PANEL: 10S206
ASSOC. DWG: LOC: M-0119
P&ID: M-57

SERVICE: H2 SPAN GAS INLET VALVE. NORMALLY DE-ENERGIZED CLOSED.

P.O. NO: M-235

FUNCTION: OPENED FOR CALIBRATION OF H2 ANALYZER.
CLOSED WHEN CALIBRATION IS COMPLETED.
REQUIRED FOR LOCA ONLY.

SUBMERGENCE: N/A

CHEMICAL SPRAY: N/A

PARAMETER	ENVIRONMENT		DOCUMENTATION REFERENCE		QUALIFICATION	OUTSTANDING ITEMS	INTERFACES:
	SPECIFICATION	QUALIFICATION	SPECIFICATION	QUALIFICATION	METHOD		
OPERATING TIME	180 DAYS	180 DAYS	78,549	115	TEST & ANAL.		
TEMPERATURE (F)	120	150	85	115	TEST		MAINTENANCE REQUIREMENTS: REFERENCE 115, APPENDIX 1.
PRESSURE (PSIA)	14.7	14.7	85	115	TEST		
RELATIVE HUMIDITY (%)	90	90	85	115	TEST		
RADIATION	5.05 E5	1.00 E6	85 (TABLE 2)	115	TEST		REMARKS:
AGING	40 YRS.	40 YRS.	N/A	115	TEST & ANAL.		

DEFICIENCY RESOLUTION:

FACILITY: LGS UNIT: 1 DOCKET: 50-352 EQRR: 59
PREPARED BY: RDC DATE: 08/22/83 REVISION DATE: 09/13/83
REVIEWED BY: FMV DATE: 09/13/83

SYSTEM: CONTAINMENT ATMOSPHERIC CONTROL
ACCY: SPEC: N/A DEMON: N/A REF: N/A
LOCATION: ROOM 402
PLANT ID: SV-57-197B
RACK/PANEL: 10S20

COMPONENT: SOLENOID VALVE
MODEL NO.: THT8262C7E
ASSOC COMP: N/A
ASSOC M/N: N/A
ASSOC COMP: N/A
ASSOC M/N: N/A
ASSOC. DWG: LOC: M-0119 P&ID: M-57

MANUFACTU: AUTOMATIC SWITCH COMPANY
SERIAL NO:
ASSOC MANF: N/A
ASSOC S/N: N/A
ASSOC MANF: N/A
ASSOC S/N: N/A

SERVICE: H2 REAGENT GAS INLET VALVE. NORMALLY INTERMITTENTLY ENERGIZED, OPENED WHEN ANALYZER IS OPERATING.
P.O. NO: M-235

FUNCTION: OPENED TO LET REAGENT GAS INTO H2 GAS ANALYZER. REQUIRED FOR LOCA ONLY.
SUBMERGENCE: N/A
CHEMICAL SPRAY: N/A

PARAMETER	ENVIRONMENT		DOCUMENTATION REFERENCE		QUALIFICATION	OUTSTANDING ITEMS	INTERFACES:
	SPECIFICATION	QUALIFICATION	SPECIFICATION	QUALIFICATION	METHOD		
OPERATING TIME	180 DAYS	180 DAYS	78,549	115	TEST & ANAL.		
TEMPERATURE (F)	120	150	85	115	TEST		MAINTENANCE REQUIREMENTS: REFERENCE 115, APPENDIX 1.
PRESSURE (PSIA)	14.7	14.7	85	115	TEST		
RELATIVE HUMIDITY (%)	90	90	85	115	TEST		
RADIATION	5.05 E5	1.00 E6	85 (TABLE 2)	115	TEST		REMARKS:
AGING	40 YRS.	40 YRS.	N/A	115	TEST & ANAL.		

DEFICIENCY RESOLUTION:

FACILITY: LGS UNIT: 1 DOCKET: 50-352 EQRR: 59
PREPARED BY: RDC DATE: 08/22/83 REVISION DATE: 09/13/83
REVIEWED BY: FMV DATE: 09/13/83

SYSTEM: CONTAINMENT ATMOSPHERIC CONTROL
ACCY: SPEC: N/A
DEMON: N/A
REF: N/A
LOCATION: ROOM 519

PLANT ID: SV-57-198A
RACK/PANEL: 10S205

COMPONENT: SOLENOID VALVE
MODEL NO.: THT8262C7E
ASSOC COMP: N/A
ASSOC M/N: N/A
ASSOC. DWG: M-0721
ASSOC COMP: N/A
ASSOC M/N: N/A
P&ID: M-57

MANUFACTU: AUTOMATIC SWITCH COMPANY
SERIAL NO:
ASSOC MANF: N/A
ASSOC S/N: N/A
ASSOC MANF: N/A
ASSOC S/N: N/A

SERVICE: O2 SPAN GAS INLET VALVE. NORMALLY DE-ENERGIZED CLOSED.
P.O. NO: M-235

FUNCTION: OPENED FOR CALIBRATION OF O2 ANALYZER. CLOSED WHEN CALIBRATION IS COMPLETED. REQUIRED FOR LOCA ONLY.
SUBMERGENCE: N/A
CHEMICAL SPRAY: N/A

PARAMETER	ENVIRONMENT		DOCUMENTATION REFERENCE		QUALIFICATION	OUTSTANDING ITEMS	INTERFACES:
	SPECIFICATION	QUALIFICATION	SPECIFICATION	QUALIFICATION	METHOD		
OPERATING TIME	180 DAYS	180 DAYS	78,549	115	TEST & ANAL.		
TEMPERATURE (F)	120	150	85	115	TEST		MAINTENANCE REQUIREMENTS: REFERENCE 115, APPENDIX 1.
PRESSURE (PSIA)	14.7	14.7	85	115	TEST		
RELATIVE HUMIDITY (%)	90	90	85	115	TEST		
RADIATION	5.05 E5	1.00 E6	85 (TABLE 2)	115	TEST		REMARKS:
AGING	40 YRS.	40 YRS.	N/A	115	TEST & ANAL.		

DEFICIENCY RESOLUTION:

FACILITY: LGS UNIT: 1 DOCKET: 50-352 EQRR: 59
PREPARED BY: RDC DATE: 08/22/83 REVISION DATE: 09/13/83
REVIEWED BY: FMV DATE: 09/13/83

SYSTEM: CONTAINMENT ATMOSPHERIC CONTROL
ACCY: SPEC: N/A
DEMON: N/A
REF: N/A
LOCATION: ROOM 402

PLANT ID: SV-57-108B
RACK/PANEL: 10S206

COMPONENT: SOLENOID VALVE
MODEL NO.: THT8262C7E
ASSOC COMP: N/A
ASSOC M/N: N/A
ASSOC DWG: LOC: M-0119
ASSOC COMP: N/A
ASSOC M/N: N/A
P&ID: M-57

MANUFACTU: AUTOMATIC SWITCH COMPANY
SERIAL NO:
ASSOC MANF: N/A
ASSOC S/N: N/A
ASSOC MANF: N/A
ASSOC S/N: N/A

SERVICE: O2 REAGENT GAS INLET VALVE. NORMALLY INTERMITTENTLY ENERGIZED. OPENED WHEN ANALYZER IS OPERATING.
P.O. NO: M-275

FUNCTION: OPENED TO LET REAGENT GAS INTO O2 GAS ANALYZER. REQUIRED FOR LOCA ONLY.
SUBMERGENCE: N/A

CHEMICAL SPRAY: N/A

PARAMETER	ENVIRONMENT		DOCUMENTATION REFERENCE		QUALIFICATION	OUTSTANDING ITEMS	INTERFACES:
	SPECIFICATION	QUALIFICATION	SPECIFICATION	QUALIFICATION	METHOD		
OPERATING TIME	180 DAYS	180 DAYS	78,549	115	TEST & ANAL.		
TEMPERATURE (F)	120	150	85	115	TEST		MAINTENANCE REQUIREMENTS: REFERENCE 115, APPENDIX 1.
PRESSURE (PSIA)	14.7	14.7	85	115	TEST		
RELATIVE HUMIDITY (%)	90	90	85	115	TEST		
RADIATION	5.05 E5	1.00 E6	85 (TABLE 2)	115	TEST		REMARKS:
AGING	40 YRS.	40 YRS.	N/A	115	TEST & ANAL.		

DEFICIENCY RESOLUTION:

PREPARED BY: RDC DATE: 08/22/83 REVISION DATE: 09/13/83

FACILITY: LGS UNIT: 1 DOCKET: 50-352 EQRR: 59

REVIEWED BY: FMV DATE: 09/13/83

SYSTEM: CONTAINMENT ATMOSPHERIC CONTROL

ACCY: SPEC: N/A
DEMON: N/A
REF: N/A

LOCATION: ROOM 402

PLANT ID: SV-57-199A

RACK/PANEL: 10S206

COMPONENT: SOLENOID VALVE
ASSOC COMP: VALVE
ASSOC COMP: N/A

MODEL NO.: NP832093E
ASSOC M/N: 42510GY
ASSOC M/N: N/A

ASSOC. DWG: LOC: M-0721
P&ID: M-57

MANUFACTU: AUTOMATIC SWITCH COMPANY
ASSOC MANF: HOKE
ASSOC MANF: N/A

SERIAL NO:
ASSOC S/N: N/A
ASSOC S/N: N/A

SERVICE: H2/O2 COMBUSTIBLE GAS ANALYZER OUTLET VALVE. NORMALLY INTERMITTENTLY ENERGIZED, OPENED WHEN PUMP 1AP254 IS OPERATING.

P.O. NO: M-235

FUNCTION: OPENED AND CLOSED UPON DEMAND ANALYSIS DEPENDING UPON OPERATION OF ASSOCIATED PUMP. REQUIRED FOR LOCA ONLY.

SUBMERGENCE: N/A

CHEMICAL SPRAY: N/A

PARAMETER	ENVIRONMENT		DOCUMENTATION REFERENCE		QUALIFICATION	OUTSTANDING ITEMS	INTERFACES:
	SPECIFICATION	QUALIFICATION	SPECIFICATION	QUALIFICATION	METHOD		
OPERATING TIME	180 DAYS	180 DAYS	78,549	115	TEST & ANAL.		
TEMPERATURE (F)	120	150	85	115	TEST		MAINTENANCE REQUIREMENTS: REFERENCE 115, APPENDIX 1.
PRESSURE (PSIA)	14.7	14.7	85	115	TEST		
RELATIVE HUMIDITY (%)	90	90	85	115	TEST		
RADIATION	5.05 E5	1.00 E6	85 (TABLE 2)	115	TEST		REMARKS:
AGING	40 YRS.	40 YRS.	N/A	115	TEST & ANAL.		

DEFICIENCY RESOLUTION:

PREPARED BY: RDC DATE: 08/22/83 REVISION DATE: 09/13/83

FACILITY: LGS UNIT: 1 DOCKET: 50-352 EQRR: 59

REVIEWED BY: FMV DATE: 09/13/83

SYSTEM: CONTAINMENT ATMOSPHERIC CONTROL

ACCY: SPEC: N/A
DEMON: N/A
REF: N/A

LOCATION: ROOM 402

PLANT ID: SV-57-199B

RACK/PANEL: 10S206

COMPONENT: SOLENOID VALVE
ASSOC COMP: VALVE
ASSOC COMP: N/A

MODEL NO.: NP832093E
ASSOC M/N: 4251GGY
ASSOC M/N: N/A

ASSOC. DWG: LOC: M-0721
P&ID: M-57

MANUFACTU: AUTOMATIC SWITCH COMPANY
ASSOC MANF: HOKE
ASSOC MANF: N/A

SERIAL NO:
ASSOC S/N: N/A
ASSOC S/N: N/A

SERVICE: H2/O2 COMBUSTIBLE GAS ANALYZER OUTLET VALVE. NORMALLY INTERMITTENTLY ENERGIZED, OPENED WHEN PUMP 1BP254 IS OPERATING.

P.O. NO: M-235

FUNCTION: OPENED AND CLOSED UPON DEMAND ANALYSIS DEPENDING UPON OPERATION OF ASSOCIATED PUMP. REQUIRED FOR LOCA ONLY.

SUBMERGENCE: N/A

CHEMICAL SPRAY: N/A

PARAMETER	ENVIRONMENT		DOCUMENTATION REFERENCE		QUALIFICATION	OUTSTANDING ITEMS	INTERFACES:
	SPECIFICATION	QUALIFICATION	SPECIFICATION	QUALIFICATION	METHOD		
OPERATING TIME	180 DAYS	180 DAYS	78,549	115	TEST & ANAL.		
TEMPERATURE (F)	120	150	85	115	TEST		MAINTENANCE REQUIREMENTS: REFERENCE 115, APPENDIX 1.
PRESSURE (PSIA)	14.7	14.7	85	115	TEST		
RELATIVE HUMIDITY (%)	90	90	85	115	TEST		
RADIATION	5.05 E5	1.00 E6	85 (TABLE 2)	115	TEST		REMARKS:
AGING	40 YRS.	40 YRS.	N/A	115	TEST & ANAL.		

DEFICIENCY RESOLUTION:

FACILITY: LGS UNIT: 1 DOCKET: 50-352 EQRR: 179
PREPARED BY: FMV DATE: 03/02/84 REVISION DATE: 03/02/84
REVIEWED BY: HJB DATE: 03/02/84

SYSTEM: CONTAINMENT ATMOSPHERIC CONTROL
ACCY: SPEC: +-0.75%
DEMON: +0.64%
REF: 122, APP. C/P.C-20
LOCATION: ZONE V

PLANT ID: TE-57-122
RACK/PANEL: N/A

COMPONENT: TEMPERATURE ELEMENT
MODEL NO.: T4B25OU-2P
ASSOC COMP: N/A
ASSOC M/N: N/A
ASSOC. DWG: M-0714
ASSOC COMP: N/A
ASSOC M/N: N/A
P&ID: M-57

MANUFACTU: WEED INSTRUMENT COMPANY
SERIAL NO: N/A
ASSOC MANF: N/A
ASSOC S/N: N/A
ASSOC MANF: N/A
ASSOC S/N: N/A

SERVICE: DRYWELL ATMOSPHERE
P.O. NO: M-267

FUNCTION: PROVIDES SIGNAL TO TR-57-122 & TT-57-122 FOR CONTROL ROOM INDICATION. FOR OPERATOR INFORMATION.
SUBMERGENCE: N/A

CHEMICAL SPRAY: DEMIN. WATER

PARAMETER	ENVIRONMENT		DOCUMENTATION REFERENCE		QUALIFICATION	OUTSTANDING ITEMS	INTERFACES: CABLE: EQRR 22
	SPECIFICATION	QUALIFICATION	SPECIFICATION	QUALIFICATION	METHOD		
OPERATING TIME	180 DAYS	180 DAYS	27	122,175	TEST & ANAL.		
TEMPERATURE (F)	330	485	85	122,175	TEST & ANAL.		MAINTENANCE REQUIREMENTS: NONE
PRESSURE (PSIA)	58.7	84.7	85	122,175	TEST & ANAL.		
RELATIVE HUMIDITY (%)	100	100	85	122,175	TEST & ANAL.		
RADIATION	5.5 E7	3.03 E8	85	122,175	TEST & ANAL.		REMARKS:
AGING	40 YRS.	40 YRS.	N/A	122,175,601	TEST & ANAL.		

DEFICIENCY RESOLUTION:

FACILITY: LGS UNIT: 1 DOCKET: 50-352 EQRR: 179
PREPARED BY: FMV DATE: 03/08/84 REVISION DATE: 03/08/84
REVIEWED BY: MJB DATE: 03/08/84

SYSTEM: CONTAINMENT ATMOSPHERIC CONTROL
ACCY: SPEC: +-0.75%
DEMON: +0.64%
REF: 122,APP. C/P.C-20
LOCATION: ZONE VI

PLANT ID: TE-57-125
RACK/PANEL: N/A

COMPONENT: TEMPERATURE ELEMENT
MODEL NO.: T4B250U-2P
ASSOC COMP: N/A
ASSOC M/N: N/A
ASSOC. DWG: M-0713
ASSOC COMP: N/A
ASSOC M/N: N/A
P&ID: M-57

MANUFACTU: WEED INSTRUMENT COMPANY
SERIAL NO: N/A
ASSOC MANF: N/A
ASSOC S/N: N/A
ASSOC MANF: N/A
ASSOC S/N: N/A

SERVICE: SUPPRESSION POOL ATMOSPHERE
P.O. NO: M-267

FUNCTION: PROVIDES SIGNAL TO TR-57-125 FOR CONTROL ROOM INDICATION. FOR OPERATOR INFORMATION
SUBMERGENCE: N/A
CHEMICAL SPRAY: N/A

PARAMETER	ENVIRONMENT		DOCUMENTATION REFERENCE		QUALIFICATION	OUTSTANDING ITEMS	INTERFACES: CABLE: EQRR 22
	SPECIFICATION	QUALIFICATION	SPECIFICATION	QUALIFICATION	METHOD		
OPERATING TIME	180 DAYS	180 DAYS	27	122,175	TEST & ANAL.		
TEMPERATURE (F)	330	485	85	122,175	TEST & ANAL.		MAINTENANCE REQUIREMENTS:
PRESSURE (PSIA)	58.7	84.7	85	122,175	TEST & ANAL.		
RELATIVE HUMIDITY (%)	100	100	85	122,175	TEST & ANAL.		
RADIATION	4.96 E6	3.03 E8	85	122,175	TEST & ANAL.		REMARKS:
AGING	40 YRS.	40 YRS.	N/A	122,175,601	TEST & ANAL.		

DEFICIENCY RESOLUTION:

PREPARED BY: RDC DATE: 09/22/83 REVISION DATE: 09/22/83

FACILITY: LGS UNIT: 1 DOCKET: 50-352 EQRR: 59

REVIEWED BY: FMV DATE: 09/22/83

SYSTEM: CONTAINMENT ATMOSPHERIC CONTROL

ACCY: SPEC: N/A
DEMON: N/A
REF: N/A

LOCATION: ROOM 519

PLANT ID: TS-57-130

RACK/PANEL: 10S205

COMPONENT: TEMPERATURE SWITCH

MODEL NO.: 22800

ASSOC COMP: N/A
ASSOC M/N: N/A

ASSOC. DWG: LOC: M-0721
P&ID: M-57

ASSOC COMP: N/A
ASSOC M/N: N/A

MANUFACTU: FENWAL

SERIAL NO:

ASSOC MANF: N/A
ASSOC S/N: N/A

ASSOC MANF: N/A
ASSOC S/N: N/A

SERVICE: H2/O2 COMBUSTIBLE GAS ANALYZER HEATER UNIT.

P.O. NO: M-235

FUNCTION: CONTROLS HEATER UNIT. REQUIRED FOR LOCA ONLY.

SUBMERGENCE: N/A

CHEMICAL SPRAY: N/A

PARAMETER	ENVIRONMENT		DOCUMENTATION REFERENCE		QUALIFICATION	OUTSTANDING ITEMS	INTERFACES:
	SPECIFICATION	QUALIFICATION	SPECIFICATION	QUALIFICATION	METHOD		
OPERATING TIME	180 DAYS	180 DAYS	78,549	115	TEST & ANAL.		
TEMPERATURE (F)	120	150	85	115	TEST		MAINTENANCE REQUIREMENTS: REFERENCE 115, APPENDIX 1.
PRESSURE (PSIA)	14.7	14.7	85	115	TEST		
RELATIVE HUMIDITY (%)	90	90	85	115	TEST		
RADIATION	5.05 E5	1.00 E6	85 (TABLE 2)	115	TEST		REMARKS:
AGING	40 YRS.	40 YRS.	N/A	115	TEST & ANAL.		

DEFICIENCY RESOLUTION:

PREPARED BY: RDC DATE: 09/22/83 REVISION DATE: 09/22/83

FACILITY: LGS UNIT: 1 DOCKET: 50-352 EQRR: 59

REVIEWED BY: FMV DATE: 09/22/83

SYSTEM: CONTAINMENT ATMOSPHERIC CONTROL

ACCY: SPEC: N/A
DEMON: N/A
REF: N/A

LOCATION: ROOM 402

PLANT ID: TS-57-180

RACK/PANEL: 10S206

COMPONENT: TEMPERATURE SWITCH

MODEL NO.: 22800

ASSOC COMP: N/A

ASSOC M/N: N/A

ASSOC. DWG: LOC: M-0119

ASSOC COMP: N/A

ASSOC M/N: N/A

P&ID: M-57

MANUFACTU: FENWAL

SERIAL NO:

ASSOC MANF: N/A

ASSOC S/N: N/A

ASSOC MANF: N/A

ASSOC S/N: N/A

SERVICE: H2/O2 COMBUSTIBLE GAS ANALYZER HEATER UNIT.

P.O. NO: M-235

FUNCTION: CONTROLS HEATER UNIT. REQUIRED FOR LOCA ONLY.

SUBMERGENCE: N/A

CHEMICAL SPRAY: N/A

PARAMETER	ENVIRONMENT		DOCUMENTATION REFERENCE		QUALIFICATION	OUTSTANDING ITEMS	INTERFACES:
	SPECIFICATION	QUALIFICATION	SPECIFICATION	QUALIFICATION	METHOD		
OPERATING TIME	180 DAYS	180 DAYS	78,549	115	TEST & ANAL.		
TEMPERATURE (F)	120	150	85	115	TEST		MAINTENANCE REQUIREMENTS: REFERENCE 115, APPENDIX 1.
PRESSURE (PSIA)	14.7	14.7	85	115	TEST		
RELATIVE HUMIDITY (%)	90	90	85	115	TEST		
RADIATION	5.05 E5	1.00 E6	85 (TABLE 2)	115	TEST		REMARKS:
AGING	40 YRS.	40 YRS.	N/A	115	TEST & ANAL.		

DEFICIENCY RESOLUTION:

FACILITY: LGS UNIT: 1 DOCKET: 50-352 EQRR: 59
PREPARED BY: FMV DATE: 04/16/84 REVISION DATE: 04/16/84
REVIEWED BY: HJB DATE: 04/16/84

SYSTEM: CONTAINMENT ATMOSPHERIC CONTROL
ACCY: SPEC: N/A
DEMON: N/A
REF: N/A
LOCATION: ROOM 519

PLANT ID: TSL-57-129
RACK/PANEL: 10S205

COMPONENT: TEMPERATURE SWITCH
MODEL NO.: 22800
ASSOC COMP: N/A
ASSOC M/N: N/A
ASSOC DMG: LOC: M-721
ASSOC COMP: N/A
ASSOC M/N: N/A
PSID: M-57

MANUFACTU: FENWAL
SERIAL NO: N/A
ASSOC MANF: N/A
ASSOC S/N: N/A
ASSOC MANF: N/A
ASSOC S/N: N/A

SERVICE: H2/O2 COMBUSTIBLE GAS ANALYZER
P.O. NO: M-235

FUNCTION: ANALYZES LOW TEMPERATURE
SUBMERGENCE: N/A
CHEMICAL SPRAY: N/A

PARAMETER	ENVIRONMENT		DOCUMENTATION REFERENCE		QUALIFICATION	OUTSTANDING ITEMS	INTERFACES:
	SPECIFICATION	QUALIFICATION	SPECIFICATION	QUALIFICATION	METHOD		
OPERATING TIME	180 DAYS	180 DAYS	78,549	115	TEST & ANAL.		
TEMPERATURE (F)	120	150	85	115	TEST		MAINTENANCE REQUIREMENTS: REFERENCE 115, APPENDIX 1
PRESSURE (PSIA)	14.7	14.7	85	115	TEST		
RELATIVE HUMIDITY (%)	90	90	85	115	TEST		
RADIATION	5.05 E5	1.00 E6	85 (TABLE 2)	115	TEST		REMARKS:
AGING	40 YRS.	40 YRS.	N/A	115	TEST & ANAL.		

DEFICIENCY RESOLUTION:

PREPARED BY: RDC DATE: 09/22/83 REVISION DATE: 09/22/83

FACILITY: LGS UNIT: 1 DOCKET: 50-352 EQRR: 26

REVIEWED BY: FMV DATE: 09/22/83

SYSTEM: CONTAINMENT ATMOSPHERIC CONTROL

ACCY: SPEC: N/A
DEMON: N/A
REF: N/A

LOCATION: ROOM 519

PLANT ID: 57-CABLE-10C901

RACK/PANEL: 10C901

COMPONENT: HEATER CABLE & COLD LEAD
ASSOC COMP: N/A
ASSOC COMP: N/A

MODEL NO.: SSK
ASSOC M/N: N/A
ASSOC M/N: N/A

ASSOC. DWG: LOC: M-0120
P&ID: M-57

MANUFACTU: THERMON
ASSOC MANF: N/A
ASSOC MANF: N/A

SERIAL NO:
ASSOC S/N: N/A
ASSOC S/N: N/A

SERVICE: COMBUSTIBLE GAS ANALYZER HEAT TRACE SYSTEM.

P.O. NO: E-330

FUNCTION: TO PROVIDE CURRENT FOR HEAT TRACING OF COMBUSTIBLE GAS ANALYZER PIPING. REQUIRED FOR LOCA ONLY.

SUBMERGENCE: N/A

CHEMICAL SPRAY: N/A

PARAMETER	ENVIRONMENT		DOCUMENTATION REFERENCE		QUALIFICATION	OUTSTANDING ITEMS	INTERFACES:
	SPECIFICATION	QUALIFICATION	SPECIFICATION	QUALIFICATION	METHOD		
OPERATING TIME	180 DAYS	180 DAYS	78,549	135	TEST & ANAL.		
TEMPERATURE (F)	120	120	65	135,617	TEST & ANAL.		MAINTENANCE REQUIREMENTS: NONE
PRESSURE (PSIA)	14.7	14.7	85	135	TEST & ANAL.		
RELATIVE HUMIDITY (%)	90	90	85	135	TEST & ANAL.		
RADIATION	6.00 E5	1.00 E6	85 (TABLE 2)	135	TEST		REMARKS:
AGING	40 YRS.	40 YRS.	N/A	135,617	TEST & ANAL.		

DEFICIENCY RESOLUTION:

FACILITY: LGS UNIT: 1 DOCKET: 50-352 EQRR: 26
PREPARED BY: RDC DATE: 09/22/83 REVISION DATE: 09/22/83
REVIENED BY: FMV DATE: 09/22/83

SYSTEM: CONTAINMENT ATMOSPHERIC CONTROL
ACCY: SPEC: N/A
DEMON: N/A
REF: N/A
LOCATION: ROOM 402

PLANT Id: 57-CABLE-10C902
RACK/PANEL: 10C902

COMPONENT: HEATER CABLE & COLD LEAD
ASSOC COMP: N/A
ASSOC COMP: N/A
MODEL NO.: SSK
ASSOC M/N: N/A
ASSOC M/N: N/A
ASSOC. DNG: LOC: M-0119
PSID: M-57

MANUFACTU: THERMON
ASSOC MANF: N/A
ASSOC MANF: N/A
SERIAL NO:
ASSOC S/N: N/A
ASSOC S/N: N/A

SERVICE: COMBUSTIBLE GAS ANALYZER HEAT TRACE SYSTEM.
P.O. NO: E-33D

FUNCTION: TO PROVIDE CURRENT FOR HEAT TRACING OF COMBUSTIBLE GAS ANALYZER PIPING. REQUIRED FOR LOCA ONLY.
SUBMERGENCE: N/A
CHEMICAL SPRAY: N/A

PARAMETER	ENVIRONMENT		DOCUMENTATION REFERENCE		QUALIFICATION	OUTSTANDING ITEMS	INTERFACES:
	SPECIFICATION	QUALIFICATION	SPECIFICATION	QUALIFICATION	METHOD		
OPERATING TIME	180 DAYS	180 DAYS	78,549	135	TEST & ANAL.		
TEMPERATURE (F)	120	120	85	135,617	TEST & ANAL.		MAINTENANCE REQUIREMENTS: NONE
PRESSURE (PSIA)	14.7	14.7	85	135	TEST & ANAL.		
RELATIVE HUMIDITY (%)	90	90	85	135	TEST & ANAL.		
RADIATION	6.00 E5	1.00 E6	85 (TABLE 2)	135	TEST		REMARKS:
AGING	40 YRS.	40 YRS.	N/A	135,617	TEST & ANAL.		

DEFICIENCY RESOLUTION:

FACILITY: LGS UNIT: 1 DOCKET: 50-352 EQRR: 26
PREPARED BY: RDC DATE: 09/22/83 REVISION DATE: 09/22/83
REVIEWED BY: FMV DATE: 09/22/83

SYSTEM: CONTAINMENT ATMOSPHERIC CONTROL
ACCY: SPEC: N/A
DEMON: N/A
REF: N/A
LOCATION: ROOM 519

PLANT ID: 57-CB-10C901
RACK/PANEL: 10C901

COMPONENT: CIRCUIT BREAKER
MODEL NO.: QOB-115
ASSOC COMP: N/A
ASSOC M/N: N/A
ASSOC. DWG: LOC: M-0120
ASSOC COMP: N/A
ASSOC M/N: N/A
P&ID: M-57

MANUFACTU: SQUARE D
SERIAL NO:
ASSOC MANF: N/A
ASSOC S/N: N/A
ASSOC MANF: N/A
ASSOC S/N: N/A

SERVICE: COMBUSTIBLE GAS ANALYZER HEAT TRACE SYSTEM.
P.O. NO: E-33D

FUNCTION: HEAT TRACE SYSTEM ELECTRICAL PROTECTION AND ISOLATION.
REQUIRED FOR LOCA ONLY.
SUBMERGENCE: N/A

CHEMICAL SPRAY: N/A

PARAMETER	ENVIRONMENT		DOCUMENTATION REFERENCE		QUALIFICATION	OUTSTANDING ITEMS	INTERFACES:
	SPECIFICATION	QUALIFICATION	SPECIFICATION	QUALIFICATION	METHOD		
OPERATING TIME	180 DAYS	180 DAYS	78,549	135	TEST & ANAL.		
TEMPERATURE (F)	120	120	85	135	TEST & ANAL.		MAINTENANCE REQUIREMENTS: NONE
PRESSURE (PSIA)	14.7	14.7	85	135	TEST & ANAL.		
RELATIVE HUMIDITY (%)	90	90	85	135	TEST & ANAL.		
RADIATION	6.00 E5	3.86 E7	85 (TABLE 2)	135	TEST		REMARKS:
AGING	40 YRS.	40 YRS.	N/A	135	TEST & ANAL.		

DEFICIENCY RESOLUTION:

PREPARED BY: RDC DATE: 09/22/83 REVISION DATE: 09/22/83

FACILITY: LGS UNIT: 1 DOCKET: 50-352 EQRR: 26

REVIEWED BY: FMV DATE: 09/22/83

SYSTEM: CONTAINMENT ATMOSPHERIC CONTROL

ACCY: SPEC: N/A
DEMON: N/A
REF: N/A

LOCATION: ROOM 402

PLANT ID: 57-CB-10C902

ACK/PANEL: 10C902

COMPONENT: CIRCUIT BREAKER
ASSOC COMP: N/A
ASSOC COMP: N/A

MODEL NO.: Q0B-115
ASSOC M/N: N/A
ASSOC M/N: N/A

ASSOC. DNG: LOC: M-0119
P&ID: M-57

MANUFACTU: SQUARE D
ASSOC MANF: N/A
ASSOC MANF: N/A

SERIAL NO:
ASSOC S/N: N/A
ASSOC S/N: N/A

SERVICE: COMBUSTIBLE GAS ANALYZER HEAT TRACE SYSTEM.

P.O. NO: E-33D

FUNCTION: HEAT TRACE SYSTEM ELECTRICAL PROTECTION AND ISOLATION.
REQUIRED FOR LOCA ONLY.

SUBMERGENCE: N/A

CHEMICAL SPRAY: N/A

PARAMETER	ENVIRONMENT		DOCUMENTATION REFERENCE		QUALIFICATION	OUTSTANDING ITEMS	INTERFACES:
	SPECIFICATION	QUALIFICATION	SPECIFICATION	QUALIFICATION	METHOD		
OPERATING TIME	180 DAYS	180 DAYS	78,549	135	TEST & ANAL.		
TEMPERATURE (F)	120	120	85	135	TEST & ANAL.		MAINTENANCE REQUIREMENTS: NONE
PRESSURE (PSIA)	14.7	14.7	85	135	TEST & ANAL.		
RELATIVE HUMIDITY (%)	90	90	85	135	TEST & ANAL.		
RADIATION	6.00 E5	3.86 E7	85 (TABLE 2)	135	TEST		REMARKS:
AGING	40 YRS.	40 YRS.	N/A	135	TEST & ANAL.		

DEFICIENCY RESOLUTION:

FACILITY: LGS UNIT: 1 DOCKET: 50-352 EQRR: 26

PREPARED BY: RDC DATE: 09/22/83 REVISION DATE: 09/22/83

REVIEWED BY: FMV DATE: 09/22/83

SYSTEM: CONTAINMENT ATMOSPHERIC CONTROL

PLANT ID: 57-FUSE BLOCK-10C901

COMPONENT: FUSE BLOCK
ASSOC COMP: N/A
ASSOC COMP: N/A

MANUFACTU: LITTLEMAN
ASSOC MANF: N/A
ASSOC MANF: N/A

SERVICE: COMBUSTIBLE GAS ANALYZER HEAT TRACE SYSTEM.

FUNCTION: NO ACTIVE POST LOCA SAFETY FUNCTION.
COMPONENT IS INCLUDED IN CLASS 1E CIRCUIT.

ACCY: SPEC: N/A
DEMON: N/A
REF: N/A

MODEL NO.: 356001
ASSOC M/N: N/A
ASSOC M/N: N/A

SERIAL NO:
ASSOC S/N: N/A
ASSOC S/N: N/A

LOCATION: ROOM 519

RACK/PANEL: 10C901

ASSOC. DWG: LOC: M-0120
P&ID: M-57

P.O. NO: E-33D

SUBMERGENCE: N/A

CHEMICAL SPRAY: N/A

PARAMETER	ENVIRONMENT		DOCUMENTATION REFERENCE		QUALIFICATION	OUTSTANDING ITEMS	INTERFACES:
	SPECIFICATION	QUALIFICATION	SPECIFICATION	QUALIFICATION	METHOD		
OPERATING TIME	180 DAYS	180 DAYS	78,549	135	TEST & ANAL.		
TEMPERATURE (F)	120	158	85	135,617	TEST & ANAL.		MAINTENANCE REQUIREMENTS: NONE
PRESSURE (PSIA)	14.7	14.7	85	135	TEST & ANAL.		
RELATIVE HUMIDITY (%)	90	90	85	135	TEST & ANAL.		
RADIATION	6.00 E5	3.86 E7	85 (TABLE 2)	135	TEST		REMARKS:
AGING	40 YRS.	40 YRS.	N/A	135	TEST & ANAL.		

DEFICIENCY RESOLUTION:

FACILITY: LGS UNIT: 1 DOCKET: 50-352 EQRR: 26
PREPARED BY: RDC DATE: 09/22/83 REVISION DATE: 09/22/83
REVIEWED BY: FMV DATE: 09/22/83

SYSTEM: CONTAINMENT ATMOSPHERIC CONTROL
ACCY: SPEC: N/A
DEMON: N/A
REF: N/A
LOCATION: ROOM 402

PLANT ID: 57-FUSE BLOCK-10C902
RACK/PANEL: 10C902

COMPONENT: FUSE BLOCK
MODEL NO.: 356001
ASSOC COMP: N/A
ASSOC M/N: N/A
ASSOC. DMG: LOC: M-0119
ASSOC COMP: N/A
ASSOC M/N: N/A
P&ID: M-57

MANUFACTU: LITTLEMAN
SERIAL NO:
ASSOC MANF: N/A
ASSOC S/N: N/A
ASSOC MANF: N/A
ASSOC S/N: N/A

SERVICE: COMBUSTIBLE GAS ANALYZER HEAT TRACE SYSTEM.
P.O. NO: E-33D

FUNCTION: NO ACTIVE POST LOCA SAFETY FUNCTION.
COMPONENT IS INCLUDED IN CLASS 1E CIRCUIT.
SUBMERGENCE: N/A
CHEMICAL SPRAY: N/A

PARAMETER	ENVIRONMENT		DOCUMENTATION REFERENCE		QUALIFICATION	OUTSTANDING ITEMS	INTERFACES:
	SPECIFICATION	QUALIFICATION	SPECIFICATION	QUALIFICATION	METHOD		
OPERATING TIME	180 DAYS	180 DAYS	78,549	135	TEST & ANAL.		
TEMPERATURE (F)	120	158	85	135,617	TEST & ANAL.		MAINTENANCE REQUIREMENTS: NONE
PRESSURE (PSIA)	14.7	14.7	85	135	TEST & ANAL.		
RELATIVE HUMIDITY (%)	90	90	85	135	TEST & ANAL.		
RADIATION	6.00 E5	3.86 E7	85 (TABLE 2)	135	TEST		REMARKS:
AGING	40 YRS.	40 YRS.	N/A	135	TEST & ANAL.		

DEFICIENCY RESOLUTION:

PREPARED BY: RDC DATE: 09/22/83 REVISION DATE: 09/22/83

FACILITY: LGS UNIT: 1 DOCKET: 50-352 EQRR: 26

REVIEWED BY: FMV DATE: 09/22/83

SYSTEM: CONTAINMENT ATMOSPHERIC CONTROL

ACCY: SPEC: N/A
DEMON: N/A
REF: N/A

LOCATION: ROOM 519

PLANT ID: 57-FUSE-10C901

RACK/PANEL: 10C901

COMPONENT: FUSE
ASSOC COMP: N/A
ASSOC COMP: N/A

MODEL NO.: 356001
ASSOC M/N: N/A
ASSOC M/N: N/A

ASSOC. DWG: LOC: M-0120
P&ID: M-57

MANUFACTU: BUSSMAN
ASSOC MANF: N/A
ASSOC MANF: N/A

SERIAL NO:
ASSOC S/N: N/A
ASSOC S/N: N/A

SERVICE: COMBUSTIBLE GAS ANALYZER HEAT TRACE SYSTEM.

P.O. NO: E-330

FUNCTION: NO ACTIVE POST LOCA SAFETY FUNCTION.
COMPONENT IS INCLUDED IN CLASS 1E CIRCUIT.

SUBMERGENCE: N/A

CHEMICAL SPRAY: N/A

PARAMETER	ENVIRONMENT		DOCUMENTATION REFERENCE		QUALIFICATION	OUTSTANDING ITEMS	INTERFACES:
	SPECIFICATION	QUALIFICATION	SPECIFICATION	QUALIFICATION	METHOD		
OPERATING TIME	180 DAYS	180 DAYS	78,549	135	TEST & ANAL.		
TEMPERATURE (F)	120	158	85	135,617	TEST & ANAL.		MAINTENANCE REQUIREMENTS: NONE
PRESSURE (PSIA)	14.7	14.7	85	135	TEST & ANAL.		
RELATIVE HUMIDITY (%)	90	90	85	135	TEST & ANAL.		
RADIATION	6.00 E5	3.86 E7	85 (TABLE 2)	135	TEST		REMARKS:
AGING	40 YRS.	40 YRS.	N/A	135	TEST & ANAL.		

DEFICIENCY RESOLUTION:

FACILITY: LGS UNIT: 1 DOCKET: 50-352 EQRR: 26

PREPARED BY: RDC DATE: 09/22/83 REVISION DATE: 09/22/83

REVIEWED BY: FMV DATE: 09/22/83

SYSTEM: CONTAINMENT ATMOSPHERIC CONTROL

PLANT ID: 57-FUSE-10C902

COMPONENT: FUSE
ASSOC COMP: N/A
ASSOC COMP: N/A

MANUFACTU: BUSSMAN
ASSOC MANF: N/A
ASSOC MANF: N/A

SERVICE: COMBUSTIBLE GAS ANALYZER HEAT TRACE SYSTEM.

FUNCTION: NO ACTIVE POST LOCA SAFETY FUNCTION.
COMPONENT IS INCLUDED IN CLASS 1E CIRCUIT.

ACCY: SPEC: N/A
DEMON: N/A
REF: N/A

MODEL NO.: 356001
ASSOC M/N: N/A
ASSOC M/N: N/A

SERIAL NO:
ASSOC S/N: N/A
ASSOC S/N: N/A

LOCATION: ROOM 402

RACK/PANEL: 10C902

ASSOC. EQ: LOC: M-0119
PID: M-57

P.O. NO: E-330

SUBMERGENCE: N/A

CHEMICAL SPRAY: N/A

PARAMETER	ENVIRONMENT		DOCUMENTATION REFERENCE		QUALIFICATION	OUTSTANDING ITEMS	INTERFACES:
	SPECIFICATION	QUALIFICATION	SPECIFICATION	QUALIFICATION	METHOD		
OPERATING TIME	180 DAYS	180 DAYS	73,549	135	TEST & ANAL.		
TEMPERATURE (F)	120	158	85	135,617	TEST & ANAL.		MAINTENANCE REQUIREMENTS: NONE
PRESSURE (PSIA)	14.7	14.7	85	135	TEST & ANAL.		
RELATIVE HUMIDITY (%)	90	90	85	135	TEST & ANAL.		
RADIATION	6.00 E5	3.86 E7	85 (TABLE 2)	135	TEST		REMARKS:
AGING	40 YRS.	40 YRS.	N/A	135	TEST & ANAL.		

DEFICIENCY RESOLUTION:

PREPARED BY: RDC DATE: 07/20/83 REVISION DATE: 01/20/84
FACILITY: LGS UNIT: 1 DOCKET: 50-352 EQNR: 59
REVIEWED BY: FMV DATE: 01/20/84

SYSTEM: CONTAINMENT ATMOSPHERIC CONTROL
PLANT ID: 57-HEATER-59
COMPONENT: STRIP HEATER
ASSOC COMP: N/A
ASSOC COMP: N/A
MANUFACTU: GENERAL ELECTRIC COMPANY
ASSOC MANF: N/A
ASSOC MANF: N/A

ACCY:SPEC: N/A
DEMON: N/A
REF: N/A

MODEL NO.: 2A907A102
ASSOC M/N: N/A
ASSOC M/N: N/A

SERIAL NO:
ASSOC S/N: N/A
ASSOC S/N: N/A

LOCATION: ROOMS 402/519
RACK/PANEL: 10S205/10S206

ASSOC. END: LOC:M-0721/M-0119
PSID: M-57

SERVICE: H2/O2 COMBUSTIBLE GAS ANALYZER PANELS.

P.O. NO: M-255

FUNCTION: COMPONENT INTERNAL TO PANEL, INCLUDED IN CLASS 1E ELECTRICAL CIRCUIT. REQUIRED FOR LOCA ONLY.

SUBMERGENCE: N/A

CHEMICAL SPRAY: N/A

PARAMETER	ENVIRONMENT		DOCUMENTATION REFERENCE		QUALIFICATION	OUTSTANDING ITEMS	INTERFACES:
	SPECIFICATION	QUALIFICATION	SPECIFICATION	QUALIFICATION	METHOD		
OPERATING TIME	180 DAYS	180 DAYS	76,549	115	TEST & ANAL.		
TEMPERATURE (F)	120	150	65	115	TEST		MAINTENANCE REQUIREMENTS: REFERENCE 115, APPENDIX I.
PRESSURE (PSIA)	14.7	14.7	65	115	TEST		
RELATIVE HUMIDITY (%)	90	90	65	115	TEST		
RADIATION	5.05 E5	1.00 E6	05 (TABLE 2)	115	TEST		REMARKS:
AGING	40 YRS.	40 YRS.	N/A	115	TEST & ANAL.		

DEFICIENCY RESOLUTION:

PREPARED BY: RDC DATE: 07/20/83 REVISION DATE: 01/20/84

FACILITY: LGS UNIT: 1 DOCKET: 50-352 EQRR: 59

REVIEWED BY: FMV DATE: 01/20/84

SYSTEM: CONTAINMENT ATMOSPHERIC CONTROL ACCY:SPEC: N/A LOCATION: ROOMS 402/519
DEMOB: N/A
PLANT ID: 57-LIGHT-59 REF: N/A RACK/PANEL: 10S205/10S206

COMPONENT: INDICATING LIGHT MODEL NO.: ET-16
ASSOC COMP: N/A ASSOC M/N: N/A ASSOC. END: LOC:M-0721/M-0119
ASSOC COMP: N/A ASSOC M/N: N/A P&ID: M-57

MANUFACTU: GENERAL ELECTRIC COMPANY SERIAL NO:
ASSOC MANF: N/A ASSOC S/N: N/A
ASSOC MANF: N/A ASSOC S/N: N/A

SERVICE: H2/O2 COMBUSTIBLE GAS ANALYZER PANELS.

P.O. NO: M-235

FUNCTION: COMPONENT INTERNAL TO PANEL, INCLUDED IN CLASS 1E ELECTRICAL CIRCUIT. REQUIRED FOR LOCA ONLY.

SUBMERGENCE: N/A

CHEMICAL SPRAY: N/A

PARAMETER	ENVIRONMENT		DOCUMENTATION REFERENCE		QUALIFICATION	OUTSTANDING ITEMS	INTERFACES:
	SPECIFICATION	QUALIFICATION	SPECIFICATION	QUALIFICATION	METHOD		
OPERATING TIME	180 DAYS	180 DAYS	70,549	115	TEST & ANAL.		
TEMPERATURE (F)	120	150	105	115	TEST		MAINTENANCE REQUIREMENTS: REFERENCE 115, APPENDIX 1.
PRESSURE (PSIA)	14.7	14.7	105	115	TEST		
RELATIVE HUMIDITY (%)	90	90	105	115	TEST		
RADIATION	5.05 E5	1.00 E6	105 (TABLE 2)	115	TEST		REMARKS:
AGING	40 YRS.	40 YRS.	N/A	115	TEST & ANAL.		

DEFICIENCY RESOLUTION:

PREPARED BY: RDC DATE: 09/22/83 REVISION DATE: 09/22/83

FACILITY: LOS UNIT: 1 DOCKET: 50-352 EQID: 26

REVIEWED BY: FMV DATE: 09/22/83

SYSTEM: CONTAINMENT ATMOSPHERIC CONTROL ACCY:SPEC: N/A LOCATION: ROOM 519
DESIGN: N/A
PLANT ID: S7-RELAY-1-10C901 REF: N/A RACK/PANEL: 10C901

COMPONENT: CURRENT SENSING RELAY MODEL NO.: CSR-3N
ASSOC COMP: N/A ASSOC M/S: N/A ASSOC. DWG: LOC: M-0170
ASSOC COMP: N/A ASSOC M/S: N/A PID: M-57

MANUFACTU: THERMON SERIAL NO:
ASSOC MANF: N/A ASSOC S/N: N/A
ASSOC MANF: N/A ASSOC S/N: N/A

SERVICE: COMBUSTIBLE GAS ANALYZER HEAT TRACE SYSTEM. P.O. NO: E-33D

FUNCTION: NO ACTIVE POST LOCA SAFETY FUNCTION.
COMPONENT IS INCLUDED IN CLASS 1E CIRCUIT. SUBMERGENCE: N/A

CHEMICAL SPRAY: N/A

PARAMETER	ENVIRONMENT		DOCUMENTATION REFERENCE		QUALIFICATION	OUTSTANDING ITEMS	INTERFACES:
	SPECIFICATION	QUALIFICATION	SPECIFICATION	QUALIFICATION	METHOD		
OPERATING TIME	100 DAYS	100 DAYS	70,549	735	TEST & ANAL.		
TEMPERATURE (F)	120	320	85	135	TEST & ANAL.		MAINTENANCE REQUIREMENTS: NONE
PRESSURE (PSIA)	14.7	14.7	85	135	TEST & ANAL.		
RELATIVE HUMIDITY (%)	90	90	85	135	TEST & ANAL.		
RADIATION	4.00 E5	5.84 E7	65 (TABLE 2)	135	TEST		REMARKS:
AGING	40 YRS.	40 YRS.	N/A	135	TEST & ANAL.		

DEFICIENCY RESOLUTION:

PREPARED BY: RDC DATE: 09/22/83 REVISION DATE: 09/22/83

FACILITY: LGS UNIT: 1 DOCKET: 50-352 EQDB: 26

REVIEWED BY: FMV DATE: 09/22/83

SYSTEM: CONTAINMENT ATMOSPHERIC CONTROL ACCY:SPEC: N/A LOCATION: ROOM 402
DEMON: N/A
PLANT ID: 57-RELAY-1-10C902 REF: N/A RACK/PANEL: 10C902

COMPONENT: CURRENT SENSING RELAY MODEL NO.: CSR-3N
ASSOC COMP: N/A ASSOC M/N: N/A ASSOC. DWG: LOC: M-0119
ASSOC COMP: N/A ASSOC M/N: N/A P&ID: M-57

MANUFACTU: THERMON SERIAL NO:
ASSOC MANF: N/A ASSOC S/N: N/A
ASSOC MANF: N/A ASSOC S/N: N/A

SERVICE: COMBUSTIBLE GAS ANALYZER HEAT TRACE SYSTEM. P.O. NO: E-350

FUNCTION: NO ACTIVE POST LOCA SAFETY FUNCTION.
COMPONENT IS INCLUDED IN CLASS 1E CIRCUIT. SUBMERGENCE: N/A

CHEMICAL SPRAY: N/A

PARAMETER	ENVIRONMENT		DOCUMENTATION REFERENCE		QUALIFICATION	OUTSTANDING ITEMS	INTERFACES:
	SPECIFICATION	QUALIFICATION	SPECIFICATION	QUALIFICATION	METHOD		
OPERATING TIME	180 DAYS	180 DAYS	78,549	135	TEST & ANAL.		
TEMPERATURE (F)	120	120	185	135	TEST & ANAL.		MAINTENANCE REQUIREMENTS: NONE
PRESSURE (PSIA)	14.7	14.7	185	135	TEST & ANAL.		
RELATIVE HUMIDITY (%)	90	90	185	135	TEST & ANAL.		
RADIATION	4.00 E5	1.84 E7	185 (TABLE 2)	135	TEST		REMARKS:
AGING	40 YRS.	40 YRS.	N/A	135	TEST & ANAL.		

DEFICIENCY RESOLUTION:

PREPARED BY: BDC DATE: 09/22/83 REVISION DATE: 09/22/83

FACILITY: LOS UNET: 1 DOCKET: 50-352 EQRR: 2a

REVIEWED BY: FMV DATE: 09/22/83

SYSTEM: CONTAINMENT ATMOSPHERIC CONTROL ACCY:SPEC: N/A LOCATION: ROOM 519
DEMON: N/A
PLANT ID: 57-RELAY-2-10C901 REF: N/A RACK/PANEL: 10C901

COMPONENT: UNDERVOLTAGE RELAY MODEL NO.: KRP 11AG
ASSOC COMP: N/A ASSOC M/N: N/A ASSOC. EMG: LOC: M-0119
ASSOC COMP: N/A ASSOC M/N: N/A PID: M-57

MANUFACTU: POTTER BRUMFIELD SERIAL NO:
ASSOC MANF: N/A ASSOC S/N: N/A
ASSOC MANF: N/A ASSOC S/N: N/A

SERVICE: COMBUSTIBLE GAS ANALYZER HEAT TRACE SYSTEM.
P.O. NO: E-330

FUNCTION: NO ACTIVE POST LOCA SAFETY FUNCTION.
COMPONENT IS INCLUDED IN CLASS 1E CIRCUIT.
SUBMERGENCE: N/A
CHEMICAL SPRAY: N/A

PARAMETER	ENVIRONMENT		DOCUMENTATION REFERENCE		QUALIFICATION	OUTSTANDING ITEMS	INTERFACES:
	SPECIFICATION	QUALIFICATION	SPECIFICATION	QUALIFICATION	METHOD		
OPERATING TIME	180 DAYS	100 DAYS	78,549	135,115	TEST & ANAL.		
TEMPERATURE (F)	120	150	105	135,115	TEST & ANAL.		MAINTENANCE REQUIREMENTS: REFERENCE 115, APPENDIX 1 AND TABLE 9-1
PRESSURE (PSIA)	14.7	14.7	105	135,115	TEST & ANAL.		
RELATIVE HUMIDITY (%)	90	90	105	135,115	TEST & ANAL.		
RADIATION	4.60 E5	1.00 E6	105 (TABLE 2)	135,115	TEST		REMARKS:
AGING	40 YRS.	10 YRS.	N/A	135,115	TEST & ANAL.		
				417			

DEFICIENCY RESOLUTION:

PREPARED BY: RDC DATE: 09/22/83 REVISION DATE: 09/22/83

FACILITY: LGS UNIT: 1 DOCKET: 50-352 ERR#: 26

REVIEWED BY: FMV DATE: 09/22/83

SYSTEM: CONTAINMENT ATMOSPHERIC CONTROL ACCY:SPEC: N/A LOCATION: ROOM 402
DEMON: N/A
PLANT ID: S7-RELAY-2-10C402 REF: N/A RACK/PANEL: 10C402

COMPONENT: UNDERVOLTAGE RELAY MODEL NO.: K8P 11AG
ASSOC COMP: N/A ASSOC M/N: N/A ASSOC. DWG: LOC: M-0119
ASSOC COMP: N/A ASSOC M/N: N/A PSID: M-57

MANUFACTUR: POTTER BRUMFIELD SERIAL NO:
ASSOC MANF: N/A ASSOC S/N: N/A
ASSOC MANF: N/A ASSOC S/N: N/A

SERVICE: COMBUSTIBLE GAS ANALYZER HEAT TRACE SYSTEM.

P.O. NO: E-330

FUNCTION: NO ACTIVE POST LOCA SAFETY FUNCTION.
COMPONENT IS INCLUDED IN CLASS 1E CIRCUIT.

SUBMERGENCE: N/A

CHEMICAL SPRAY: N/A

PARAMETER	ENVIRONMENT		DOCUMENTATION REFERENCE		QUALIFICATION	OUTSTANDING ITEMS	INTERFACES:
	SPECIFICATION	QUALIFICATION	SPECIFICATION	QUALIFICATION	METHOD		
OPERATING TIME	180 DAYS	180 DAYS	78,549	135,115	TEST & ANAL.		
TEMPERATURE (F)	120	150	86S	135,115	TEST & ANAL.		MAINTENANCE REQUIREMENTS: REFERENCE 115, APPENDIX 1 AND TABLE 9-1
PRESSURE (PSIA)	14.7	14.7	86S	135,115	TEST & ANAL.		
RELATIVE HUMIDITY (%)	90	90	86S	135,115	TEST & ANAL.		
RADIATION	4.00 E5	1.00 E6	86S (TABLE 2)	135,115	TEST		REMARKS:
AGING	40 YRS.	10 YRS.	N/A	135,115 #17	TEST & ANAL.		

DEFICIENCY RESOLUTION:

PREPARED BY: RDC DATE: 07/29/83 REVISION DATE: 01/20/84

FACILITY: LGS UNIT: 1 DOCKET: 50-352 ESRN: 59

REVIEWED BY: FNV DATE: 01/20/84

SYSTEM: CONTAINMENT ATMOSPHERIC CONTROL ACCY-SPEC: N/A LOCATION: ROOMS 402/519
DESGN: N/A
PLANT ID: 57-RELAY-59-1 REF: N/A RACK/PANEL: 105205/105206

COMPONENT: RELAY MODEL NO.: KHP11A0
ASSOC COMP: N/A ASSOC M/N: N/A ASSOC. DWG: LOC:M-0721/M-0119
ASSOC COMP: N/A ASSOC M/N: N/A PID: M-57

MANUFACTR: POTTER BRUNFIELD SERIAL NO:
ASSOC MANF: N/A ASSOC S/N: N/A
ASSOC MANF: N/A ASSOC S/N: N/A

SERVICE: MS/MS COMBUSTIBLE GAS ANALYZER PANELS. P.O. NO: M-225

FUNCTION: COMPONENT INTERNAL TO PANEL, INCLUDED IN CLASS 1E ELECTRICAL CIRCUIT. REQUIRED FOR LOCA ONLY. SIMILARITY: N/A

CHEMICAL SPRAY: N/A

PARAMETER	ENVIRONMENT		DOCUMENTATION REFERENCE		QUALIFICATION	OUTSTANDING ITEMS	INTERFACES:
	SPECIFICATION	QUALIFICATION	SPECIFICATION	QUALIFICATION	METHOD		
OPERATING TIME	180 DAYS	180 DAYS	70,549	115	TEST & ANAL.		
TEMPERATURE (F)	110	150	185	115	TEST		MAINTENANCE REQUIREMENTS: REFERENCE 115, APPENDIX 1.
PRESSURE (PSIA)	14.7	14.7	185	115	TEST		
RELATIVE HUMIDITY (%)	40	40	185	115	TEST		
RADIATION	5.05 E5	1.00 E6	185 (TABLE 2)	115	TEST		REMARKS:
AGING	40 YRS.	40 YRS.	DWG	115	TEST & ANAL.		

DEFICIENCY RESOLUTION:

FACILITY: LOS UNET: 1 DOCKET: 50-352 ERR#: 59

PREPARED BY: RDC DATE: 07/10/03 REVISION DATE: 01/20/04

REVIEWED BY: FMV DATE: 01/20/04

SYSTEM: CONTAINMENT ATMOSPHERIC CONTROL ACCY-SPEC: N/A LOCATION: ROOMS 402/519
ECHON: N/A
PLANT ID: 57-RELAY-59-2 REF: N/A RACK/PANEL: 105205/105206

COMPONENT: RELAY MODEL NO.: KRP14AG
ASSOC COMP: N/A ASSOC M/N: N/A ASSOC. ENG: LOC:M-0721/M-0119
ASSOC COMP: N/A ASSOC M/N: N/A PEID: M-57

MANUFACTU: POTTER BRUMFIELD SERIAL NO:
ASSOC MANF: N/A ASSOC S/N: N/A
ASSOC MANF: N/A ASSOC S/N: N/A

SERVICE: H2/O2 COMBUSTIBLE GAS ANALYZER PANELS. P.O. NO: M-255

FUNCTION: COMPONENT INTERNAL TO PANEL, INCLUDED IN CLASS 1E ELECTRICAL CIRCUIT. REQUIRED FOR LOCA ONLY. SUBMERGENCE: N/A

CHEMICAL SPRAY: N/A

PARAMETER	ENVIRONMENT		DOCUMENTATION REFERENCE		QUALIFICATION	OUTSTANDING ITEMS	INTERFACES:
	SPECIFICATION	QUALIFICATION	SPECIFICATION	QUALIFICATION	METHOD		
OPERATING TIME	180 DAYS	180 DAYS	78,549	115	TEST & ANAL.		
TEMPERATURE (F)	120	150	85	115	TEST		MAINTENANCE REQUIREMENTS: REFERENCE 115, APPENDIX 1.
PRESSURE (PSIA)	14.7	14.7	85	115	TEST		
RELATIVE HUMIDITY (%)	90	90	85	115	TEST		
RADIATION	5.05 E5	1.00 E6	85 (TABLE 2)	115	TEST		REMARKS:
AGING	40 YRS.	40 YRS.	N/A	115	TEST & ANAL.		

DEFICIENCY RESOLUTION:

FACILITY: LGS UNIT: 1 DOCKET: 50-352 EQRR: 59
PREPARED BY: RDC DATE: 07/20/83 REVISION DATE: 01/20/84
REVIEWED BY: FMV DATE: 01/20/84

SYSTEM: CONTAINMENT ATMOSPHERIC CONTROL
ACCY: SPEC: N/A
DEMON: N/A
REF: N/A
LOCATION: ROOMS 402/519

PLANT ID: 57-RELAY-59-3
RACK/PANEL: 10S205/10S206

COMPONENT: RELAY
ASSOC COMP: N/A
ASSOC COMP: N/A
MODEL NO.: CR2810A 14AJ
ASSOC M/N: N/A
ASSOC M/N: N/A
ASSOC. DWG: LOC:M-0721/M-0119
P&ID: M-57

MANUFACTU: GENERAL ELECTRIC COMPANY
ASSOC MANF: N/A
ASSOC MANF: N/A
SERIAL NO:
ASSOC S/N: N/A
ASSOC S/N: N/A

SERVICE: H2/O2 COMBUSTIBLE GAS ANALYZER PANELS.
P.O. NO: M-235

FUNCTION: COMPONENT INTERNAL TO PANEL, INCLUDED IN CLASS 1E ELECTRICAL CIRCUIT. REQUIRED FOR LOCA ONLY.
SUBMERGENCE: N/A
CHEMICAL SPRAY: N/A

PARAMETER	ENVIRONMENT		DOCUMENTATION REFERENCE		QUALIFICATION	OUTSTANDING ITEMS	INTERFACES:
	SPECIFICATION	QUALIFICATION	SPECIFICATION	QUALIFICATION	METHOD		
OPERATING TIME	180 DAYS	180 DAYS	78,549	115	TEST & ANAL.		
TEMPERATURE (F)	120	150	85	115	TEST		MAINTENANCE REQUIREMENTS: REFERENCE 115, APPENDIX 1.
PRESSURE (PSIA)	14.7	14.7	85	115	TEST		
RELATIVE HUMIDITY (%)	90	90	85	115	TEST		
RADIATION	5.05 E5	1.00 E6	85 (TABLE 2)	115	TEST		REMARKS:
AGING	40 YRS.	40 YRS.	N/A	115	TEST & ANAL.		

DEFICIENCY RESOLUTION:

FACILITY: LGS UNIT: 1 DOCKET: 50-352 EQRR: 59
PREPARED BY: RDC DATE: 07/20/83 REVISION DATE: 01/20/84
REVIEWED BY: FMV DATE: 01/20/84

SYSTEM: CONTAINMENT ATMOSPHERIC CONTROL
ACCY: SPEC: N/A
DEMON: N/A
REF: N/A
LOCATION: ROOMS 402/519

PLANT ID: 57-STARTER-59
RACK/PANEL: 10S205/10S206

COMPONENT: MOTOR STARTER
MODEL NO.: CR206B0
ASSOC COMP: N/A
ASSOC M/N: N/A
ASSOC COMP: N/A
ASSOC M/N: N/A
ASSOC. DWG: LOC:M-0721/M-0119
P&ID: M-57

MANUFACTU: GENERAL ELECTRIC COMPANY
SERIAL NO:
ASSOC MANF: N/A
ASSOC S/N: N/A
ASSOC MANF: N/A
ASSOC S/N: N/A

SERVICE: H2/O2 COMBUSTIBLE GAS ANALYZER PANELS.
P.O. NO: M-235

FUNCTION: COMPONENT INTERNAL TO PANEL, INCLUDED IN CLASS 1E ELECTRICAL CIRCUIT. REQUIRED FOR LOCA ONLY.
SUBMERGENCE: N/A
CHEMICAL SPRAY: N/A

PARAMETER	ENVIRONMENT		DOCUMENTATION REFERENCE		QUALIFICATION	OUTSTANDING ITEMS	INTERFACES:
	SPECIFICATION	QUALIFICATION	SPECIFICATION	QUALIFICATION	METHOD		
OPERATING TIME	180 DAYS	180 DAYS	78,549	115	TEST & ANAL.		
TEMPERATURE (F)	120	150	85	115	TEST		MAINTENANCE REQUIREMENTS: REFERENCE 115, APPENDIX 1.
PRESSURE (PSIA)	14.7	14.7	85	115	TEST		
RELATIVE HUMIDITY (%)	90	90	85	115	TEST		
RADIATION	5.05 E5	1.00 E6	85 (TABLE 2)	115	TEST		REMARKS:
AGING	40 YRS.	40 YRS.	N/A	115	TEST & ANAL.		

DEFICIENCY RESOLUTION:

PREPARED BY: RDC DATE: 09/22/83 REVISION DATE: 09/22/83

FACILITY: LGS UNIT: 1 DOCKET: 50-352 EQRR: 26

REVIEWED BY: FMV DATE: 09/22/83

SYSTEM: CONTAINMENT ATMOSPHERIC CONTROL

ACCY: SPEC: N/A
DEMON: N/A
REF: N/A

LOCATION: ROOM 519

PLANT ID: 57-TB-10C901

RACK/PANEL: 10C901

COMPONENT: TERMINAL BLOCK
ASSOC COMP: N/A
ASSOC COMP: N/A

MODEL NO.: CR-151-A12
ASSOC M/N: N/A
ASSOC M/N: N/A

ASSOC. DWG: LOC: M-0120
P&ID: M-57

MANUFACTU: GENERAL ELECTRIC COMPANY
ASSOC MANF: N/A
ASSOC MANF: N/A

SERIAL NO:
ASSOC S/N: N/A
ASSOC S/N: N/A

SERVICE: COMBUSTIBLE GAS ANALYZER HEAT TRACE SYSTEM.

P.O. NO: E-339

FUNCTION: CLASS 1E ELECTRICAL INTERFACE. TERMINAL BLOCK IS LOCATED IN PANEL. REQUIRED FOR LOCA ONLY.

SUBMERGENCE: N/A

CHEMICAL SPRAY: N/A

PARAMETER	ENVIRONMENT		DOCUMENTATION REFERENCE		QUALIFICATION	OUTSTANDING ITEMS	INTERFACES:
	SPECIFICATION	QUALIFICATION	SPECIFICATION	QUALIFICATION	METHOD		
OPERATING TIME	180 DAYS	180 DAYS	78,549	135	TEST & ANAL.		
TEMPERATURE (F)	120	120	85	135	TEST & ANAL.		MAINTENANCE REQUIREMENTS: NONE
PRESSURE (PSIA)	14.7	14.7	85	135	TEST & ANAL.		
RELATIVE HUMIDITY (%)	90	90	85	135	TEST & ANAL.		
RADIATION	6.00 E5	1.00 E6	85 (TABLE 2)	135	TEST		REMARKS:
AGING	40 YRS.	40 YRS.	N/A	135	TEST & ANAL.		

DEFICIENCY RESOLUTION:

PREPARED BY: RDC DATE: 09/22/83 REVISION DATE: 09/22/83

FACILITY: LGS UNIT: 1 DOCKET: 50-352 EQRR: 26

REVIEWED BY: FMV DATE: 09/22/83

SYSTEM: CONTAINMENT ATMOSPHERIC CONTROL

ACCY: SPEC: N/A
DEMON: N/A
REF: N/A

LOCATION: ROOM 402

PLANT ID: 57-TB-10C902

RACK/PANEL: 10C902

COMPONENT: TERMINAL BLOCK
ASSOC COMP: N/A
ASSOC COMP: N/A

MODEL NO.: CR-151-A12
ASSOC M/N: N/A
ASSOC M/N: N/A

ASSOC. DWG: LOC: M-0119
P&ID: M-57

MANUFACTU: GENERAL ELECTRIC COMPANY
ASSOC MANF: N/A
ASSOC MANF: N/A

SERIAL NO:
ASSOC S/N: N/A
ASSOC S/N: N/A

SERVICE: COMBUSTIBLE GAS ANALYZER HEAT TRACE SYSTEM.

P.O. NO: E-33D

FUNCTION: CLASS 1E ELECTRICAL INTERFACE. TERMINAL BLOCK IS LOCATED IN PANEL. REQUIRED FOR LOCA ONLY.

SUBMERGENCE: N/A

CHEMICAL SPRAY: N/A

PARAMETER	ENVIRONMENT		DOCUMENTATION REFERENCE		QUALIFICATION	OUTSTANDING ITEMS	INTERFACES:
	SPECIFICATION	QUALIFICATION	SPECIFICATION	QUALIFICATION	METHOD		
OPERATING TIME	180 DAYS	180 DAYS	78,549	135	TEST & ANAL.		
TEMPERATURE (F)	120	120	85	135	TEST & ANAL.		MAINTENANCE REQUIREMENTS: NONE
PRESSURE (PSIA)	14.7	14.7	85	135	TEST & ANAL.		
RELATIVE HUMIDITY (%)	90	90	85	135	TEST & ANAL.		
RADIATION	6.00 E5	1.00 E6	85 (TABLE 2)	135	TEST		REMARKS:
AGING	40 YRS.		N/A	135	TEST & ANAL.		

DEFICIENCY RESOLUTION:

PREPARED BY: RDC DATE: 07/20/83 REVISION DATE: 01/20/84

FACILITY: LGS UNIT: 1 DOCKET: 50-352 EQRR: 59

REVIEWED BY: FMV DATE: 01/20/84

SYSTEM: CONTAINMENT ATMOSPHERIC CONTROL

ACCY: SPEC: N/A
DEMON: N/A
REF: N/A

LOCATION: ROOMS 402/519

PLANT ID: 57-TB-59-1

RACK/PANEL: 10S205/10S206

COMPONENT: TERMINAL BLOCK
ASSOC COMP: N/A
ASSOC COMP: N/A

MODEL NO.: EB25
ASSOC M/N: N/A
ASSOC M/N: N/A

ASSOC. DWG: LOC:M-0721/M-0119
P&ID: M-57

MANUFACTU: GENERAL ELECTRIC COMPANY
ASSOC MANF: N/A
ASSOC MANF: N/A

SERIAL NO:
ASSOC S/N: N/A
ASSOC S/N: N/A

SERVICE: H2/O2 COMBUSTIBLE GAS ANALYZER PANELS.

P.O. NO: M-235

FUNCTION: COMPONENT INTERNAL TO PANEL, INCLUDED IN CLASS 1E ELECTRICAL CIRCUIT. REQUIRED FOR LOCA ONLY.

SUBMERGENCE: N/A

CHEMICAL SPRAY: N/A

PARAMETER	ENVIRONMENT		DOCUMENTATION REFERENCE		QUALIFICATION	OUTSTANDING ITEMS	INTERFACES:
	SPECIFICATION	QUALIFICATION	SPECIFICATION	QUALIFICATION	METHOD		
OPERATING TIME	180 DAYS	180 DAYS	78,549	115	TEST & ANAL.		
TEMPERATURE (F)	120	150	85	115	TEST		MAINTENANCE REQUIREMENTS: REFERENCE 115, APPENDIX 1.
PRESSURE (PSIA)	14.7	14.7	85	115	TEST		
RELATIVE HUMIDITY (%)	90	90	85	115	TEST		
RADIATION	5.05 E5	1.00 E6	85 (TABLE 2)	115	TEST		REMARKS:
AGING	40 YRS.	40 YRS.	N/A	115	TEST & ANAL.		

DEFICIENCY RESOLUTION:

FACILITY: LGS UNIT: 1 DOCKET: 50-352 EQRR: 59

PREPARED BY: RDC DATE: 07/20/83 REVISION DATE: 01/20/84

REVIEWED BY: FMV DATE: 01/20/84

SYSTEM: CONTAINMENT ATMOSPHERIC CONTROL

ACCY: SPEC: N/A
DEMON: N/A
REF: N/A

LOCATION: ROOMS 402/519

PLANT ID: 57-TB-59-2

RACK/PANEL: 10S205/10S206

COMPONENT: TERMINAL BLOCK
ASSOC COMP: N/A
ASSOC COMP: N/A

MODEL NO.: 6-141 (140)
ASSOC M/N: N/A
ASSOC M/N: N/A

ASSOC. DWG: LOC: M-0721/M-0119
P&ID: M-57

MANUFACTU: CINCH JONES BARRIER
ASSOC MANF: N/A
ASSOC MANF: N/A

SERIAL NO:
ASSOC S/N: N/A
ASSOC S/N: N/A

SERVICE: H2/O2 COMBUSTIBLE GAS ANALYZER PANELS.

P.O. NO: M-235

FUNCTION: COMPONENT INTERNAL TO PANEL, INCLUDED IN CLASS 1E ELECTRICAL CIRCUIT. REQUIRED FOR LOCA ONLY.

SUBMERGENCE: N/A

CHEMICAL SPRAY: N/A

PARAMETER	ENVIRONMENT		DOCUMENTATION REFERENCE		QUALIFICATION	OUTSTANDING ITEMS	INTERFACES:
	SPECIFICATION	QUALIFICATION	SPECIFICATION	QUALIFICATION	METHOD		
OPERATING TIME	180 DAYS	180 DAYS	78,549	115	TEST & ANAL.		
TEMPERATURE (F)	120	150	85	115	TEST		MAINTENANCE REQUIREMENTS: REFERENCE 115, APPENDIX 1.
PRESSURE (PSIA)	14.7	14.7	85	115	TEST		
RELATIVE HUMIDITY (%)	90	90	85	115	TEST		
RADIATION	5.05 E5	1.00 E6	85 (TABLE 2)	115	TEST		REMARKS:
AGING	40 YRS.	40 YRS.	N/A	115	TEST & ANAL.		

DEFICIENCY RESOLUTION:

FACILITY: LGS UNIT: 1 DOCKET: 50-352 EQRR: 26
PREPARED BY: RDC DATE: 09/22/83 REVISION DATE: 01/03/84
REVIEWED BY: FMV DATE: 01/03/84

SYSTEM: CONTAINMENT ATMOSPHERIC CONTROL
ACCY: SPEC: +/- 8 DEG. F
DEMON: +/- 8 DEG. F
REF: THERMON 2.2.9(2/80)
LOCATION: ROOM 519

PLANT ID: 57-THERMOSTAT-10C901
RACK/PANEL: 10C901

COMPONENT: THERMOSTAT
ASSOC COMP: N/A
ASSOC COMP: N/A
MODEL NO.: 4-350250
ASSOC M/N: N/A
ASSOC M/N: N/A
ASSOC. DWG: LOC: M-0120
P&ID: M-57

MANUFACTU: THERMON
ASSOC MANF: N/A
ASSOC MANF: N/A
SERIAL NO:
ASSOC S/N: N/A
ASSOC S/N: N/A

SERVICE: COMBUSTIBLE GAS ANALYZER HEAT TRACE SYSTEM.
P.O. NO: E-33D

FUNCTION: CONTROLS HEAT TRACE SYSTEM. REQUIRED FOR LOCA ONLY.
SUBMERGENCE: N/A
CHEMICAL SPRAY: N/A

PARAMETER	ENVIRONMENT		DOCUMENTATION REFERENCE		QUALIFICATION	OUTSTANDING ITEMS	INTERFACES:
	SPECIFICATION	QUALIFICATION	SPECIFICATION	QUALIFICATION	METHOD		
OPERATING TIME	180 DAYS	180 DAYS	78,549	135	TEST & ANAL.		
TEMPERATURE (F)	120	120	85	135	TEST & ANAL.		MAINTENANCE REQUIREMENTS: NONE
PRESSURE (PSIA)	14.7	14.7	85	135	TEST & ANAL.		
RELATIVE HUMIDITY (%)	90	90	85	135	TEST & ANAL.		
RADIATION	6.00 E5	3.86 E7	85 (TABLE 2)	135	TEST & ANAL.		REMARKS:
AGING	40 YRS.	40 YRS.	N/A	135	TEST & ANAL.		

DEFICIENCY RESOLUTION:

FACILITY: LGS UNIT: 1 DOCKET: 50-352 EQRR: 26

PREPARED BY: RDC DATE: 09/22/83 REVISION DATE: 01/03/84

REVIEWED BY: FMV DATE: 01/03/84

SYSTEM: CONTAINMENT ATMOSPHERIC CONTROL

ACCY: SPEC: +/- 8 DEG. F
DEMON: +/- 8 DEG. F
REF: THERMON 2.2.9(2/80)

LOCATION: ROOM 402

PLANT ID: 57-THERMOSTAT-10C902

RACK/PANEL: 10C902

COMPONENT: THERMOSTAT
ASSOC COMP: N/A
ASSOC COMP: N/A

MODEL NO.: 4-350250
ASSOC M/N: N/A
ASSOC M/N: N/A

ASSOC. DNG: LOC: M-0119
P&ID: M-57

MANUFACTU: THERMON
ASSOC MANF: N/A
ASSOC MANF: N/A

SERIAL NO:
ASSOC S/N: N/A
ASSOC S/N: N/A

SERVICE: COMBUSTIBLE GAS ANALYZER HEAT TRACE SYSTEM.

P.O. NO: E-330

FUNCTION: CONTROLS HEAT TRACE SYSTEM. REQUIRED FOR LOCA ONLY.

SUBMERGENCE: N/A

CHEMICAL SPRAY: N/A

PARAMETER	ENVIRONMENT		DOCUMENTATION REFERENCE		QUALIFICATION	OUTSTANDING ITEMS	INTERFACES:
	SPECIFICATION	QUALIFICATION	SPECIFICATION	QUALIFICATION	METHOD		
OPERATING TIME	180 DAYS	180 DAYS	78,549	135	TEST & ANAL.		
TEMPERATURE (F)	120	120	85	135	TEST & ANAL.		MAINTENANCE REQUIREMENTS: NONE
PRESSURE (PSIA)	14.7	14.7	85	135	TEST & ANAL.		
RELATIVE HUMIDITY (%)	90	90	85	135	TEST & ANAL.		
RADIATION	6.00 E5	3.86 E7	85 (TABLE 2)	135	TEST & ANAL.		REMARKS:
AGING	40 YRS.	40 YRS.	N/A	135	TEST & ANAL.		

DEFICIENCY RESOLUTION:

PREPARED BY: RDC DATE: 09/22/83 REVISION DATE: 09/22/83

FACILITY: LGS UNIT: 1 DOCKET: 50-352 EQRR: 26

REVIEWED BY: FMV DATE: 09/22/83

SYSTEM: CONTAINMENT ATMOSPHERIC CONTROL

ACCY: SPEC: N/A
DEMON: N/A
REF: N/A

LOCATION: ROOM 519

PLANT ID: 57-WIRE-10C901

RACK/PANEL: 10C901

COMPONENT: SWITCHBOARD WIRE
ASSOC COMP: N/A
ASSOC COMP: N/A

MODEL NO.: SIS 57275
ASSOC M/N: N/A
ASSOC M/N: N/A

ASSOC. DNG: LOC: M-0120
P&ID: M-57

MANUFACTU: GENERAL ELECTRIC COMPANY
ASSOC MANF: N/A
ASSOC MANF: N/A

SERIAL NO:
ASSOC S/N: N/A
ASSOC S/N: N/A

SERVICE: COMBUSTIBLE GAS ANALYZER HEAT TRACE SYSTEM.

P.O. NO: E-33D

FUNCTION: INTERNAL PANEL WIRING. REQUIRED FOR LOCA ONLY.

SUBMERGENCE: N/A

CHEMICAL SPRAY: N/A

PARAMETER	ENVIRONMENT		DOCUMENTATION REFERENCE		QUALIFICATION	OUTSTANDING ITEMS	INTERFACES:
	SPECIFICATION	QUALIFICATION	SPECIFICATION	QUALIFICATION	METHOD		
OPERATING TIME	180 DAYS	180 DAYS	78,549	135	TEST & ANAL.		
TEMPERATURE (F)	120	120	85	135	TEST & ANAL.		MAINTENANCE REQUIREMENTS: NONE
PRESSURE (PSIA)	14.7	14.7	85	135	TEST & ANAL.		
RELATIVE HUMIDITY (%)	90	90	85	135	TEST & ANAL.		
RADIATION	6.00 E5	3.86 E7	85 (TABLE 2)	135	TEST		REMARKS:
AGING	40 YRS.	40 YRS.	N/A	135,617	TEST & ANAL.		

DEFICIENCY RESOLUTION:

FACILITY: LGS UNIT: 1 DOCKET: 50-352 EQRR: 26

PREPARED BY: RDC DATE: 09/22/83 REVISION DATE: 09/22/83

REVIEWED BY: FMV DATE: 09/22/83

SYSTEM: CONTAINMENT ATMOSPHERIC CONTROL

ACCY: SPEC: N/A
DEMON: N/A
REF: N/A

LOCATION: ROOM 402

PLANT ID: 57-WIRE-10C902

RACK/PANEL: 10C902

COMPONENT: SWITCHBOARD WIRE
ASSOC COMP: N/A
ASSOC COMP: N/A

MODEL NO.: SIS 57275
ASSOC M/N: N/A
ASSOC M/N: N/A

ASSOC. DWG: LOC: M-0119
P&ID: M-57

MANUFACTU: GENERAL ELECTRIC COMPANY
ASSOC MANF: N/A
ASSOC MANF: N/A

SERIAL NO:
ASSOC S/N: N/A
ASSOC S/N: N/A

SERVICE: COMBUSTIBLE GAS ANALYZER HEAT TRACE SYSTEM.

P.O. NO: E-33D

FUNCTION: INTERNAL PANEL WIRING. REQUIRED FOR LOCA ONLY.

SUBMERGENCE: N/A

CHEMICAL SPRAY: N/A

PARAMETER	ENVIRONMENT		DOCUMENTATION REFERENCE		QUALIFICATION	OUTSTANDING ITEMS	INTERFACES:
	SPECIFICATION	QUALIFICATION	SPECIFICATION	QUALIFICATION	METHOD		
OPERATING TIME	180 DAYS	180 DAYS	78,549	135	TEST & ANAL.		
TEMPERATURE (F)	120	120	85	135	TEST & ANAL.		MAINTENANCE REQUIREMENTS: NONE
PRESSURE (PSIA)	14.7	14.7	85	135	TEST & ANAL.		
RELATIVE HUMIDITY (%)	90	90	85	135	TEST & ANAL.		
RADIATION	6.00 E5	3.86 E7	85 (TABLE 2)	135	TEST		REMARKS:
AGING	40 YRS.	40 YRS.	N/A	135,617	TEST & ANAL.		

DEFICIENCY RESOLUTION:

FACILITY: LGS UNIT: 1 DOCKET: 50-352 EQRR: 59

PREPARED BY: RDC DATE: 09/22/83 REVISION DATE: 01/20/84

REVIEWED BY: FMV DATE: 01/20/84

SYSTEM: CONTAINMENT ATMOSPHERIC CONTROL

ACCY: SPEC: N/A
DEMON: N/A
REF: N/A

LOCATION: ROOM 519

PLANT ID: 57-1AP253

RACK/PANEL: 10S205

COMPONENT: MOTOR
ASSOC COMP: PUMP
ASSOC COMP: N/A

MODEL NO.: 1YF882640A20 NE
ASSOC M/N: 1882
ASSOC M/N: N/A

ASSOC. DWG: LOC: M-0721
P&ID: M-57

MANUFACTU: RELIANCE MOTOR
ASSOC MANF: CONSIP DELPHI, INC.
ASSOC MANF: N/A

SERIAL NO:
ASSOC S/N: N/A
ASSOC S/N: N/A

SERVICE: H2/02 COMBUSTIBLE GAS ANALYZER PUMP 1AP253.

P.O. NO: M-235

FUNCTION: PROVIDES MOTIVE FORCE FOR ASSOCIATED PUMP. PUMP DRAWS GAS FROM CONTAINMENT FOR ANALYZERS. REQUIRED FOR LOCA ONLY.

SUBMERGENCE: N/A

CHEMICAL SPRAY: N/A

PARAMETER	ENVIRONMENT		DOCUMENTATION REFERENCE		QUALIFICATION	OUTSTANDING ITEMS	INTERFACES:
	SPECIFICATION	QUALIFICATION	SPECIFICATION	QUALIFICATION	METHOD		
OPERATING TIME	180 DAYS	180 DAYS	78,549	115	TEST & ANAL.		
TEMPERATURE (F)	120	165	85	115	TEST & ANAL.		MAINTENANCE REQUIREMENTS: REFERENCE 115 APPENDIX 1.
PRESSURE (PSIA)	14.7	14.7	85	115	TEST		
RELATIVE HUMIDITY (%)	100	100	85	115	TEST		
RADIATION	7.85 E5	2.04 E8	85,619	115	TEST		REMARKS:
AGING	40 YRS.	40 YRS.	N/A	115	TEST & ANAL.		

DEFICIENCY RESOLUTION:

FACILITY: LGS UNIT: 1 DOCKET: 50-352 EQRR: 59
PREPARED BY: RDC DATE: 09/22/83 REVISION DATE: 01/20/84
REVIEWED BY: FMV DATE: 01/20/84

SYSTEM: CONTAINMENT ATMOSPHERIC CONTROL
ACCY: SPEC: N/A
DEMON: N/A
REF: N/A
LOCATION: ROOM 402

PLANT ID: 57-1AP254
RACK/PANEL: 10S206

COMPONENT: MOTOR
ASSOC COMP: PUMP
ASSOC COMP: N/A
MODEL NO.: 1YF882640A20 NE
ASSOC M/N: 1882
ASSOC M/N: N/A
ASSOC. DHG: M-0119
P&ID: M-57

MANUFACTU: RELIANCE MOTOR
ASSOC MANF: COMSIP DELPHI, INC.
ASSOC MANF: N/A
SERIAL NO:
ASSOC S/N: N/A
ASSOC S/N: N/A

SERVICE: H2/02 COMBUSTIBLE GAS ANALYZER PUMP 1AP254.
P.O. NO: M-235

FUNCTION: PROVIDES MOTIVE FORCE FOR ASSOCIATED PUMP. PUMP DRAWS GAS FROM CONTAINMENT FOR ANALYZERS. REQUIRED FOR LOCA ONLY.
SUBMERGENCE: N/A
CHEMICAL SPRAY: N/A

PARAMETER	ENVIRONMENT		DOCUMENTATION REFERENCE		QUALIFICATION	OUTSTANDING ITEMS	INTERFACES:
	SPECIFICATION	QUALIFICATION	SPECIFICATION	QUALIFICATION	METHOD		
OPERATING TIME	180 DAYS	180 DAYS	78,549	115	TEST & ANAL.		
TEMPERATURE (F)	120	185	85	115	TEST & ANAL.		MAINTENANCE REQUIREMENTS: REFERENCE 115 APPENDIX 1.
PRESSURE (PSIA)	14.7	14.7	85	115	TEST		
RELATIVE HUMIDITY (%)	90	100	85	115	TEST		
RADIATION	7.85 E5	2.04 E8	85,619	115	TEST		REMARKS:
AGING	40 YRS.	40 YRS.	N/A	115	TEST & ANAL.		

DEFICIENCY RESOLUTION:

PREPARED BY: RDC DATE: 09/22/83 REVISION DATE: 01/20/84

FACILITY: LGS UNIT: 1 DOCKET: 50-352 EQRR: 59

REVIEWED BY: FMV DATE: 01/20/84

SYSTEM: CONTAINMENT ATMOSPHERIC CONTROL

ACCY: SPEC: N/A
DEMON: N/A
REF: N/A

LOCATION: ROOM 519

PLANT ID: 57-1BP253

RACK/PANEL: 10S205

COMPONENT: MOTOR
ASSOC COMP: PUMP
ASSOC COMP: N/A

MODEL NO.: 1YF882640A20 NE
ASSOC M/N: 1882
ASSOC M/N: N/A

ASSOC. DWG: LOC: M-0721
P&ID: M-57

MANUFACTU: RELIANCE MOTOR
ASSOC MANF: COMSIP DELPHI, INC.
ASSOC MANF: N/A

SERIAL NO:
ASSOC S/N: N/A
ASSOC S/N: N/A

SERVICE: H2/O2 COMBUSTIBLE GAS ANALYZER PUMP 1BP253.

P.O. NO: M-235

FUNCTION: PROVIDES MOTIVE FORCE FOR ASSOCIATED PUMP. PUMP DRAWS GAS FROM CONTAINMENT FOR ANALYZERS. REQUIRED FOR LOCA ONLY.

SUBMERGENCE: N/A

CHEMICAL SPRAY: N/A

PARAMETER	ENVIRONMENT		DOCUMENTATION REFERENCE		QUALIFICATION	OUTSTANDING ITEMS	INTERFACES:
	SPECIFICATION	QUALIFICATION	SPECIFICATION	QUALIFICATION	METHOD		
OPERATING TIME	180 DAYS	180 DAYS	78,549	115	TEST & ANAL.		
TEMPERATURE (F)	120	185	85	115	TEST & ANAL.		MAINTENANCE REQUIREMENTS: REFERENCE 115 APPENDIX 1.
PRESSURE (PSIA)	14.7	14.7	85	115	TEST		
RELATIVE HUMIDITY (%)	90	100	85	115	TEST		
RADIATION	7.85 E5	2.04 E8	85,619	115	TEST		REMARKS:
AGING	40 YRS.	40 YRS.	N/A	115	TEST & ANAL.		

DEFICIENCY RESOLUTION:

PREPARED BY: RDC DATE: 09/22/83 REVISION DATE: 01/20/84

FACILITY: LGS UNIT: 1 DOCKET: 50-352 EQRR: 59

REVIEWED BY: FNV DATE: 01/20/84

SYSTEM: CONTAINMENT ATMOSPHERIC CONTROL

ACCY: SPEC: N/A
DEMON: N/A
REF: N/A

LOCATION: ROOM 402

PLANT ID: 57-1BP254

RACK/PANEL: 10S206

COMPONENT: MOTOR
ASSOC COMP: PUMP
ASSOC COMP: N/A

MODEL NO.: 1YF882640A20 NE
ASSOC M/N: 1882
ASSOC M/N: N/A

ASSOC. DWG: M-0119
P&ID: M-57

MANUFACTU: RELIANCE MOTOR
ASSOC MANF: COMSIP DELPHI, INC.
ASSOC MANF: N/A

SERIAL NO:
ASSOC S/N: N/A
ASSOC S/N: N/A

SERVICE: H2/02 COMBUSTIBLE GAS ANALYZER PUMP.

P.O. NO: M-235

FUNCTION: PROVIDES MOTIVE FORCE FOR ASSOCIATED PUMP. PUMP DRAWS GAS FROM CONTAINMENT FOR ANALYZERS. REQUIRED FOR LOCA ONLY.

SUBMERGENCE: N/A

CHEMICAL SPRAY: N/A

PARAMETER	ENVIRONMENT		DOCUMENTATION REFERENCE		QUALIFICATION	OUTSTANDING ITEMS	INTERFACES:
	SPECIFICATION	QUALIFICATION	SPECIFICATION	QUALIFICATION	METHOD		
OPERATING TIME	180 DAYS	180 DAYS	78,549	115	TEST & ANAL.		
TEMPERATURE (F)	120	185	85	115	TEST & ANAL.		MAINTENANCE REQUIREMENTS: REFERENCE 115 APPENDIX 1.
PRESSURE (PSIA)	14.7	14.7	85	115	TEST		
RELATIVE HUMIDITY (%)	90	100	85	115	TEST		
RADIATION	7.85 E5	2.04 E8	85,619	115	TEST		REMARKS:
AGING	40 YRS.	40 YRS.	N/A	115	TEST & ANAL.		

DEFICIENCY RESOLUTION:

FACILITY: LGS UNIT: 1 DOCKET: 50-352 EQRR: 59

PREPARED BY: RDC DATE: 07/20/83 REVISION DATE: 01/20/84

REVIEWED BY: FMV DATE: 01/20/84

SYSTEM: CONTAINMENT ATMOSPHERIC CONTROL

ACCY: SPEC: N/A
DEMON: N/A
REF: N/A

LOCATION: ROOMS 402/519

PLANT ID: 57-52-59

RACK/PANEL: 10S205/10S206

COMPONENT: CIRCUIT BREAKER
ASSOC COMP: N/A
ASSOC COMP: N/A

MODEL NO.: P1515
ASSOC M/N: N/A
ASSOC M/N: N/A

ASSOC. DWG: LOC: M-0721/M-0119
P&ID: M-57

MANUFACTU: ITE-GOULD
ASSOC MANF: N/A
ASSOC MANF: N/A

SERIAL NO:
ASSOC S/N: N/A
ASSOC S/N: N/A

SERVICE: H2/O2 COMBUSTIBLE GAS ANALYZER PANELS.

P.O. NO: M-235

FUNCTION: COMPONENT INTERNAL TO PANEL, INCLUDED IN CLASS 1E ELECTRICAL CIRCUIT. REQUIRED FOR LOCA ONLY.

SUBMERGENCE: N/A

CHEMICAL SPRAY: N/A

PARAMETER	ENVIRONMENT		DOCUMENTATION REFERENCE		QUALIFICATION	OUTSTANDING ITEMS	INTERFACES:
	SPECIFICATION	QUALIFICATION	SPECIFICATION	QUALIFICATION	METHOD		
OPERATING TIME	180 DAYS	180 DAYS	78,549	115	TEST & ANAL.		
TEMPERATURE (F)	120	150	85	115	TEST		MAINTENANCE REQUIREMENTS: REFERENCE 115, APPENDIX 1.
PRESSURE (PSIA)	14.7	14.7	85	115	TEST		
RELATIVE HUMIDITY (%)	90	90	85	115	TEST		
RADIATION	5.05 E5	1.00 E6	85 (TABLE 2)	115	TEST		REMARKS:
AGING	40 YRS.	40 YRS.	N/A	115	TEST & ANAL.		

DEFICIENCY RESOLUTION:

FACILITY: LGS UNIT: 1 DOCKET: 50-352 EQRR: 123
PREPARED BY: RDC DATE: 05/05/83 REVISION DATE: 09/28/83
REVIEWED BY: FMV DATE: 09/28/83

SYSTEM: CONTROL ROD DRIVE
ACCY: SPEC: N/A
DEMON: N/A
REF: N/A
LOCATION: ROOM 402

PLANT ID: HV-46-125
RACK/PANEL: N/A

COMPONENT: MOTOR OPERATOR
MODEL NO.: SMB-000-2
ASSOC COMP: VALVE
ASSOC M/N: N/A
ASSOC. DWG: LOC: SO-230
ASSOC COMP: N/A
ASSOC M/N: N/A
P&ID: M-46

MANUFACTU: LIMITORQUE
SERIAL NO: N/A
ASSOC MANF: ROCKWELL
ASSOC S/N: N/A
ASSOC MANF: N/A
ASSOC S/N: N/A

SERVICE: RECIRCULATION PUMP SEAL PURGE LINE. NORMALLY CLOSED.

P.O. NO: P-114A

FUNCTION: OPENED MANUALLY FROM THE CONTROL ROOM TO PREVENT THE RECIRCULATION PUMP SEAL PURGE LINE ISOLATION VALVE TO BYPASS LEAKAGE BY DRAINING IT INTO THE REACTOR BUILDING. VALVE WILL BE OPENED WITHIN THE FIRST HOUR AFTER LOCA. NOT REQUIRED FOR HELB.

SUBMERGENCE: N/A

CHEMICAL SPRAY: N/A

PARAMETER	ENVIRONMENT		DOCUMENTATION REFERENCE		QUALIFICATION	OUTSTANDING ITEMS	INTERFACES: LUGS: EQRR 171 CABLE: EQRR 21 & 22
	SPECIFICATION	QUALIFICATION	SPECIFICATION	QUALIFICATION	METHOD		
OPERATING TIME	1 HR.	16 DAYS	507	56,104	TEST		
TEMPERATURE (F)	115	250	85	56,104	TEST		MAINTENANCE REQUIREMENTS:
PRESSURE (PSIA)	14.7	39.7	85	56,104	TEST		REFERENCE 128, PARA. 4.1, 7.0, AND APPENDIX A.
RELATIVE HUMIDITY (%)	90	100	85	56,104	TEST		
RADIATION	1.35 E5	2.00 E7	85	56,104	TEST		REMARKS:
AGING	40 YRS.	40 YRS.	N/A	56,104,616	TEST & ANAL		

DEFICIENCY RESOLUTION:

FACILITY: LGS UNIT: 1 DOCKET: 50-352 EQRR: 123
PREPARED BY: RDC DATE: 05/05/83 REVISION DATE: 09/28/83
REVIEWED BY: FMV DATE: 09/28/83

SYSTEM: CONTROL ROD DRIVE
ACCY: SPEC: N/A DEMON: N/A REF: N/A
LOCATION: ROOM 402
PLANT ID: HV-46-126
RACK/PANEL: N/A
COMPONENT: MOTOR OPERATOR
ASSOC COMP: VALVE
ASSOC COMP: N/A
MODEL NO.: SMB-000-2
ASSOC M/N: N/A
ASSOC M/N: N/A
ASSOC. DWG: LOC: S-0230 P&ID: M-46
MANUFACTU: LIMITORQUE
ASSOC MANF: ROCKWELL
ASSOC MANF: N/A
SERIAL NO: N/A
ASSOC S/N: N/A
ASSOC S/N: N/A
SERVICE: RECIRCULATION PUMP SEAL PURGE LINE. NORMALLY CLOSED.
P.O. NO: P-114A
FUNCTION: OPENED MANUALLY FROM THE CONTROL ROOM TO PREVENT THE RECIRCULATION PUMP SEAL PURGE LINE ISOLATION VALVE TO BYPASS LEAKAGE BY DRAINING IT INTO THE REACTOR BUILDING. VALVE WILL BE OPENED WITHIN THE FIRST HOUR AFTER LOCA. NOT REQUIRED FOR HELB.
SUBMERGENCE: N/A
CHEMICAL SPRAY: N/A

PARAMETER	ENVIRONMENT		DOCUMENTATION REFERENCE		QUALIFICATION	OUTSTANDING ITEMS	INTERFACES: LUGS: EQRR 171 CABLE: EQRR 21 & 22
	SPECIFICATION	QUALIFICATION	SPECIFICATION	QUALIFICATION	METHOD		
OPERATING TIME	1 HR.	16 DAYS	507	56,104	TEST		
TEMPERATURE (F)	115	250	85	56,104	TEST		MAINTENANCE REQUIREMENTS:
PRESSURE (PSIA)	14.7	39.7	85	56,104	TEST		REFERENCE 128, PARA. 4.1, 7.0, AND APPENDIX A.
RELATIVE HUMIDITY (%)	90	100	85	56,104	TEST		
RADIATION	1.35 E5	2.00 E7	85	56,104	TEST		REMARKS:
AGING	40 YRS.	40 YRS.	N/A	56,104,616	TEST & ANAL		

DEFICIENCY RESOLUTION:

PREPARED BY: RDC DATE: 05/05/83 REVISION DATE: 05/05/83

FACILITY: LGS UNIT: 1 DOCKET: 50-352 EQRR: 123

REVIEWED BY: FMV DATE: 05/09/83

SYSTEM: CONTROL ROD DRIVE

PLANT ID: HV-46-127

COMPONENT: MOTOR OPERATOR
ASSOC COMP: VALVE
ASSOC COMP: N/A

MANUFACTU: LIMITORQUE
ASSOC MANF: ROCKWELL
ASSOC MANF: N/A

ACCY: SPEC: N/A
DEMON: N/A
REF: N/A

MODEL NO.: SMB-000-2
ASSOC M/N: N/A
ASSOC M/N: N/A

SERIAL NO: N/A
ASSOC S/N: N/A
ASSOC S/N: N/A

LOCATION: ROOM 402

RACK/PANEL: N/A

ASSOC. DWG: LOC: S-0230
P&ID: M-46

SERVICE: PROVIDES RECIRCULATION PUMP SEAL PURGE WATER TO THE RECIRCULATION PUMPS. NORMALLY OPEN.

P.O. NO: P-114A

FUNCTION: ISOLATES IN LESS THAN 5 MINUTES, AND REMAINS CLOSED FOR 180 DAYS TO ISOLATE THE RECIRCULATION PUMP SEAL LINE FROM THE CONTROL ROD DRIVE WATER SUPPLY LINE. NOT REQUIRED FOR HELB.

SUBMERGENCE: N/A

CHEMICAL SPRAY: N/A

PARAMETER	ENVIRONMENT		DOCUMENTATION REFERENCE		QUALIFICATION	OUTSTANDING ITEMS	INTERFACES: LUGS: EQRR 171 CABLE: EQRR 21 & 22
	SPECIFICATION	QUALIFICATION	SPECIFICATION	QUALIFICATION	METHOD		
OPERATING TIME	1 HR.	16 DAYS	507	56,104	TEST		
TEMPERATURE (F)	115	250	85	56,104	TEST		MAINTENANCE REQUIREMENTS:
PRESSURE (PSIA)	14.7	39.7	85	56,104	TEST		REFERENCE 128, PARA. 4.1, 7.0, AND APPENDIX A.
RELATIVE HUMIDITY (%)	90	100	85	56,104	TEST		
RADIATION	1.35 E5	2.00 E7	85	56,104	TEST		REMARKS:
AGING	40 YRS.	20 YRS.	N/A	55,104,616	TEST & ANAL		

DEFICIENCY RESOLUTION:

FACILITY: LGS UNIT: 1 DOCKET: 50-352 EQRR: 123

PREPARED BY: RDC DATE: 05/05/83 REVISION DATE: 09/28/83

REVIEWED BY: FMV DATE: 09/28/83

SYSTEM: CONTROL ROD DRIVE

ACCY: SPEC: N/A
DEMON: N/A
REF: N/A

LOCATION: ROOM 402

PLANT ID: HV-46-128

RACK/PANEL: N/A

COMPONENT: MOTOR OPERATOR
ASSOC COMP: VALVE
ASSOC COMP: N/A

MODEL NO.: SMB-000-2
ASSOC M/N: N/A
ASSOC M/N: N/A

ASSOC. DWG: LOC: S-0230
P&ID: M-46

MANUFACTU: LIMITORQUE
ASSOC MANF: ROCKWELL
ASSOC MANF: N/A

SERIAL NO: N/A
ASSOC S/N: N/A
ASSOC S/N: N/A

SERVICE: PROVIDES RECIRCULATION PUMP SEAL PURGE WATER TO THE RECIRCULATION PUMPS. NORMALLY OPEN.

P.O. NO: P-114A

FUNCTION: ISOLATES IN LESS THAN 5 MINUTES AND REMAINS CLOSED FOR 180 DAYS TO ISOLATE THE RECIRCULATION PUMP SEAL LINE FROM THE CONTROL ROD DRIVE WATER SUPPLY LINE. NOT REQUIRED FOR HELB.

SUBMERGENCE: N/A

CHEMICAL SPRAY: N/A

PARAMETER	ENVIRONMENT		DOCUMENTATION REFERENCE		QUALIFICATION	OUTSTANDING ITEMS	INTERFACES: LUGS: EQRR 171 CABLE: EQRR 21 & 22
	SPECIFICATION	QUALIFICATION	SPECIFICATION	QUALIFICATION	METHOD		
OPERATING TIME	1 HR.	16 DAYS	507	56,104	TEST		
TEMPERATURE (F)	115	250	85	56,104	TEST		MAINTENANCE REQUIREMENTS:
PRESSURE (PSIA)	14.7	39.7	85	56,104	TEST		REFERENCE 128, PARA. 4.1, 7.0, AND APPENDIX A.
RELATIVE HUMIDITY (%)	90	100	85	56,104	TEST		
RADIATION	1.35 E5	2.00 E7	85	56,104	TEST		REMARKS:
AGING	40 YRS.	40 YRS.	N/A	56,104,616	TEST & ANAL		

DEFICIENCY RESOLUTION:

PREPARED BY: FMV DATE: 03/08/84 REVISION DATE: 03/08/84

FACILITY: LGS UNIT: 1 DOCKET: 50-352 EQRR: 1

REVIEWED BY: WJB DATE: 03/08/84

SYSTEM: CONTROL ROD DRIVE

ACCY: SPEC: +-0.5% OF SPAN
DEMON: +-0.11% OF SPAN
REF: 114;REP10826,SEC8.1,TBL3

LOCATION: ROOM 402

PLANT ID: PT-46-1N005

RACK/PANEL: N/A

COMPONENT: PRESSURE TRANSMITTER
ASSOC COMP: N/A
ASSOC COMP: N/A

MODEL NO.: 1153 SERIES B
ASSOC M/N: N/A
ASSOC M/N: N/A

ASSOC. DNG: LOC: M-0708
P&ID: M-46

MANUFACTU: ROSEMOUNT
ASSOC MANF: N/A
ASSOC MANF: N/A

SERIAL NO:
ASSOC S/N: N/A
ASSOC S/N: N/A

SERVICE: CRD HYDRAULIC CONTROL UNITS ACCUMULATOR CHARGING LINE.

P.O. NO: M-206

FUNCTION: TRANSMITS SIGNAL TO PIS-46-1N600 FOR CONTROL ROOM ALARM.
REQUIRED FOR LOCA AND ALL HELBS FOR OPERATOR INFORMATION.

SUBMERGENCE: N/A

CHEMICAL SPRAY: N/A

PARAMETER	ENVIRONMENT		DOCUMENTATION REFERENCE		QUALIFICATION	OUTSTANDING ITEMS	INTERFACES: CABLE: EQRR 22
	SPECIFICATION	QUALIFICATION	SPECIFICATION	QUALIFICATION	METHOD		
OPERATING TIME	180 DAYS	180 DAYS	78	114	TEST & ANAL.		
TEMPERATURE (F)	120	318	85	114	TEST		MAINTENANCE REQUIREMENTS: REFERENCE 540,114
PRESSURE (PSIA)	14.7	87.7	85	114	TEST		
RELATIVE HUMIDITY (%)	90	100	85	114	TEST		
RADIATION	4.19 E6	2.44 E7	85	114	TEST		REMARKS:
AGING	40 YRS.	20 YRS.	N/A	114	TEST & ANAL.		

DEFICIENCY RESOLUTION:

PREPARED BY: FMV DATE: 03/12/84 REVISION DATE: 03/12/84

FACILITY: LGS UNIT: 1 DOCKET: 50-352 EQRR: 1

REVIEWED BY: WJB DATE: 03/12/84

SYSTEM: CORE SPRAY

PLANT ID: FT-52-1N003A

COMPONENT: FLOW TRANSMITTER
ASSOC COMP: N/A
ASSOC COMP: N/A

MANUFACTU: ROSEMOUNT
ASSOC MANF: N/A
ASSOC MANF: N/A

SERVICE: CORE SPRAY LINE FLOW

FUNCTION: REQUIRED FOR LOCA AND HELB.

ACCY: SPEC: +-0.5% CAL. SPAN
DEMON: +-0.23% CAL. SPAN
REF: 151, SEC. III-28

MODEL NO.: 1153D
ASSOC M/N: N/A
ASSOC M/N: N/A

SERIAL NO: N/A
ASSOC S/N: N/A
ASSOC S/N: N/A

LOCATION: ROOM 304

RACK/PANEL: N/A

ASSOC. DWG: LOC: M-708

P.O. NO: 8031-M-206

SUBMERGENCE: N/A

CHEMICAL SPRAY: N/A

PARAMETER	ENVIRONMENT		DOCUMENTATION REFERENCE		QUALIFICATION	OUTSTANDING ITEMS	INTERFACES:
	SPECIFICATION	QUALIFICATION	SPECIFICATION	QUALIFICATION	METHOD		
OPERATING TIME	180 DAYS	365 DAYS	1	151	TEST & ANAL.		
TEMPERATURE (F)	264	350	1	151	TEST		MAINTENANCE REQUIREMENTS: REFERENCE 114
PRESSURE (PSIA)	14.7	99.7	1	151	TEST		
RELATIVE HUMIDITY (%)	100	100	1	151	TEST		
RADIATION	4.15 E6	5.19 E7	1	151	TEST		REMARKS:
AGING	40 YRS.	20 YRS.	N/A	151	TEST		

DEFICIENCY RESOLUTION:

FACILITY: LGS UNIT: 1 DOCKET: 50-352 EQRR: 1
PREPARED BY: FMV DATE: 03/12/84 REVISION DATE: 03/12/84
REVIEWED BY: HJB DATE: 03/12/84

SYSTEM: CORE SPRAY
PLANT ID: FT-52-1N003B
COMPONENT: FLOW TRANSMITTER
ASSOC COMP: N/A
ASSOC COMP: N/A
MANUFACTU: ROSEMOUNT
ASSOC MANF: N/A
ASSOC MANF: N/A
SERVICE: CORE SPRAY LINE FLOW
FUNCTION: REQUIRED FOR LOCA AND HELB.

ACCY: SPEC: +-0.5% CAL. SPAN
DEMON: +-0.23% CAL. SPAN
REF: 151, SEC. III-28
MODEL NO.: 1153D
ASSOC M/N: N/A
ASSOC M/N: N/A
SERIAL NO: N.A
ASSOC S/N: N/A
ASSOC S/N: N/A

LOCATION: ROOM 307
RACK/PANEL: N/A
ASSOC. DWG: LOC: M-708
P.O. NO: 8031-M-206
SUBMERGENCE: N/A
CHEMICAL SPRAY: N/A

PARAMETER	ENVIRONMENT		DOCUMENTATION REFERENCE		QUALIFICATION	OUTSTANDING ITEMS	INTERFACES:
	SPECIFICATION	QUALIFICATION	SPECIFICATION	QUALIFICATION	METHOD		
OPERATING TIME	180 DAYS	365 DAYS	1	151	TEST & ANAL.		
TEMPERATURE (F)	264	350	1	151	TEST		MAINTENANCE REQUIREMENTS: REFERENCE 114
PRESSURE (PSIA)	14.7	99.7	1	151	TEST		
RELATIVE HUMIDITY (%)	100	100	1	151	TEST		
RADIATION	5.40 E6	5.19 E7	1	151	TEST		REMARKS:
AGING	40 YRS.	20 YRS.	N/A	151	TEST		

DEFICIENCY RESOLUTION:

FACILITY: LGS UNIT: 1 DOCKET: 50-352 EQRR: P1F2
PREPARED BY: DJT DATE: 01/09/84 REVISION DATE: 01/09/84
REVIEWED BY: MJB DATE: 01/09/84

SYSTEM: CORE SPRAY
PLANT ID: FT-52-1N051A
COMPONENT: FLOW TRANSMITTER
ASSOC COMP: N/A
ASSOC COMP: N/A
MANUFACTU: ROSEMOUNT
ASSOC MANF: N/A
ASSOC MANF: N/A

ACCY: SPEC: +/- 0.5% FS
DEMON: +/- 0.42% FS
REF: 800
MODEL NO.: 1151DP3D22MBGE3
ASSOC M/N: N/A
ASSOC M/N: N/A
SERIAL NO: N/A
ASSOC S/N: N/A
ASSOC S/N: N/A

LOCATION: ROOM 304
RACK/PANEL: 10C001
ASSOC. DWG: LOC: M-707
PSID: M-52
PID: 163C1561P142203
CCP: 24
MPL: E21

SERVICE: CORE SPRAY DISCHARGE LINE FLOW.

P.O. NO: M-001

FUNCTION: TRANSMITS SIGNAL TO FIS-51-1N651A FOR RECIRC. LINE VALVE CONTROL. LOCA AND ALL LINE BREAKS.

SUBMERGENCE: N/A

CHEMICAL SPRAY: N/A

PARAMETER	ENVIRONMENT		DOCUMENTATION REFERENCE		QUALIFICATION	OUTSTANDING ITEMS	INTERFACES:
	SPECIFICATION	QUALIFICATION	SPECIFICATION	QUALIFICATION	METHOD		
OPERATING TIME	6 HRS.	27 HRS.	78	800	TEST		
TEMPERATURE (F)	120	212	85	800	TEST		MAINTENANCE REQUIREMENTS: REF. 800; SECT. 4.
PRESSURE (PSIA)	14.7	14.7	85	800	TEST		
RELATIVE HUMIDITY (%)	90	100	85	800	TEST		
RADIATION	4.25 E5	2.00 E6	85	800	TEST		REMARKS:
AGING	40 YRS.	9 YRS.	N/A	800	ANALYSIS		

DEFICIENCY RESOLUTION:

FACILITY: LGS UNIT: 1 DOCKET: 50-352 EQRR: P1F3

PREPARED BY: FMV DATE: 01/09/84 REVISION DATE: 02/24/84

REVIEWED BY: MJB DATE: 04/12/84

SYSTEM: CORE SPRAY

PLANT ID: FT-52-1N051B

COMPONENT: FLOW TRANSMITTER
ASSOC COMP: N/A
ASSOC COMP: N/A

MANUFACTU: ROSEMOUNT
ASSOC MANF: N/A
ASSOC MANF: N/A

SERVICE: CORE SPRAY DISCHARGE LINE FLOW.

FUNCTION: TRANSMITS SIGNAL TO FIS-51-651B FOR RECIRC. LINE VALVE CONTROL. LOCA AND ALL LINE BREAKS.

ACCY: SPEC: +/- 0.5% F.S.
DEMON: +/- 0.42 F.S.
REF: 800

MODEL NO.: 1151DP3D22MBGE3
ASSOC M/N: N/A
ASSOC M/N: N/A

SERIAL NO: N/A
ASSOC S/N: N/A
ASSOC S/N: N/A

LOCATION: ROOM 304

RACK/PANEL: 10C019

ASSOC. DWG: LOC: M-0713
P&ID: M-52
PPD: 163C1561P142203
CCP: 24,
MPL: E21

P.O. NO: M-001

SUBMERGENCE: N/A

CHEMICAL SPRAY: N/A

PARAMETER	ENVIRONMENT		DOCUMENTATION REFERENCE		QUALIFICATION	OUTSTANDING ITEMS	INTERFACES:
	SPECIFICATION	QUALIFICATION	SPECIFICATION	QUALIFICATION	METHOD		
OPERATING TIME	6 HRS.	27 HRS.	78	800	TEST		
TEMPERATURE (F)	120	212	85	800	TEST		MAINTENANCE REQUIREMENTS: REF. 800; SECT. 4.
PRESSURE (PSIA)	14.7	14.7	85	800	TEST		
RELATIVE HUMIDITY (%)	90	100	85	800	TEST		
RADIATION	4.25 E5	2.00 E6	85	800	TEST		REMARKS:
AGING	40 YRS.	9 YRS.	N/A	800	ANALYSIS		

DEFICIENCY RESOLUTION:

FACILITY: LGS UNIT: 1 DOCKET: 50-352 EQRR: 207
PREPARED BY: FMV DATE: 09/09/83 REVISION DATE: 02/24/84
REVIEWED BY: WJB DATE: 04/12/84

SYSTEM: CORE SPRAY
ACCY: SPEC: N/A DEMON: N/A REF: N/A
LOCATION: ROOM 110
PLANT ID: HV-52-1F001A
RACK/PANEL: N/A
COMPONENT: MOTOR OPERATOR
MODEL NO.: SMB-00-15
ASSOC COMP: VALVE (X-206A)
ASSOC M/N: N/A
ASSOC. DWG: LOC: M-0206
ASSOC COMP: N/A
ASSOC M/N: N/A
P&ID: M-52
MANUFACTU: LIMITORQUE
SERIAL NO:
ASSOC MANF: N/A
ASSOC S/N: N/A
ASSOC MANF: N/A
ASSOC S/N: N/A

SERVICE: CORE SPRAY PUMP 1AP206 SUCTION LINE FROM SUPPRESSION POOL ISOLATION VALVE. NORMALLY OPEN.
P.O. NO: M-001

FUNCTION: TO REMAIN OPEN, CAN BE CLOSED MANUALLY FROM CONTROL ROOM. REQUIRED FOR LOCA.
SUBMERGENCE: N/A
CHEMICAL SPRAY: N/A

PARAMETER	ENVIRONMENT		DOCUMENTATION REFERENCE		QUALIFICATION	OUTSTANDING ITEMS	INTERFACES: LUGS: EQRR 171 CABLE: EQRR 22
	SPECIFICATION	QUALIFICATION	SPECIFICATION	QUALIFICATION	METHOD		
OPERATING TIME	180 DAYS	180 DAYS	52,516	56,104,621	TEST & ANAL.		
TEMPERATURE (F)	115	250	85	56,104	TEST		MAINTENANCE REQUIREMENTS: REFERENCE 128, PARA. 4.1, 7.0, AND APPENDIX A
PRESSURE (PSIA)	14.7	39.7	85	56,104	TEST		
RELATIVE HUMIDITY (%)	90	100	85	56,104	TEST		
RADIATION	3.95 E6	2.00 E7	85	56,104	TEST		REMARKS:
AGING	40 YRS.	40 YRS.	N/A	56,104,616	TEST & ANAL		

DEFICIENCY RESOLUTION:

FACILITY: LGS UNIT: 1 DOCKET: 50-352 EQRR: 207

PREPARED BY: FMV DATE: 09/09/83 REVISION DATE: 02/24/84

REVIEWED BY: MJB DATE: 04/12/84

SYSTEM: CORE SPRAY

ACCY: SPEC: N/A
DEMON: N/A
REF: N/A

LOCATION: ROOM 117

PLANT ID: HV-52-1F001B

RACK/PANEL: N/A

COMPONENT: MOTOR OPERATOR
ASSOC COMP: VALVE (X-206B)
ASSOC COMP: N/A

MODEL NO.: SMB-00-15
ASSOC M/N: N/A
ASSOC M/N: N/A

ASSOC. DMG: LOC: M-0218
PSID: M-52

MANUFACTU: LIMITORQUE
ASSOC MANF: N/A
ASSOC MANF: N/A

SERIAL NO:
ASSOC S/N: N/A
ASSOC S/N: N/A

SERVICE: CORE SPRAY PUMP 1BP206 SUCTION LINE FROM SUPPRESSION POOL ISOLATION VALVE. NORMALLY OPEN.

P.O. NO: M-001

FUNCTION: TO REMAIN OPEN, CAN BE CLOSED MANUALLY FROM CONTROL ROOM. REQUIRED FOR LOCA.

SUBMERGENCE: N/A

CHEMICAL SPRAY: N/A

PARAMETER	ENVIRONMENT		DOCUMENTATION REFERENCE		QUALIFICATION	OUTSTANDING ITEMS	INTERFACES: LUGS: EQRR 171 CABLE: EQRR 22
	SPECIFICATION	QUALIFICATION	SPECIFICATION	QUALIFICATION	METHOD		
OPERATING TIME	180 DAYS	180 DAYS	52,516	56,104,621	TEST & ANAL.		
TEMPERATURE (F)	115	250	85	56,104	TEST		MAINTENANCE REQUIREMENTS: REFERENCE 128, PARA. 4.1, 7.0, AND APPENDIX A
PRESSURE (PSIA)	14.7	39.7	85	56,104	TEST		
RELATIVE HUMIDITY (%)	90	100	85	56,104	TEST		
RADIATION	3.95 E6	2.00 E7	85	56,104	TEST		REMARKS:
AGING	40 YRS.	40 YRS.	N/A	56,104,616	TEST & ANAL		

DEFICIENCY RESOLUTION:

FACILITY: LGS UNIT: 1 DOCKET: 50-352 EQRR: 207

PREPARED BY: FMV DATE: 09/09/83 REVISION DATE: 02/24/84

REVIEWED BY: MJB DATE: 04/12/84

SYSTEM: CORE SPRAY

ACCY: SPEC: N/A
DESIGN: N/A
REF: N/A

LOCATION: ROOM 113

PLANT ID: HV-5[illegible]-1F001C

RACK/PANEL: N/A

COMPONENT: MOTOR OPERATOR
ASSOC COMP: VALVE (X-206B)
ASSOC COMP: N/A

MODEL NO.: SMB-00-15
ASSOC M/N: N/A
ASSOC M/N: N/A

ASSOC. DWG: LOC: M-0206
P&ID: M-52

MANUFACTU: LIMITORQUE
ASSOC MANF: N/A
ASSOC MANF: N/A

SERIAL NO:
ASSOC S/N: N/A
ASSOC S/N: N/A

SERVICE: CORE SPRAY PUMP 1CP206 SUCTION LINE FROM SUPPRESSION POOL ISOLATION VALVE. NORMALLY OPEN.

P.O. NO: M-001

FUNCTION: TO REMAIN OPEN, CAN BE CLOSED MANUALLY FROM CONTROL ROOM. REQUIRED FOR LOCA.

SUBMERGENCE: N/A

CHEMICAL SPRAY: N/A

PARAMETER	ENVIRONMENT		DOCUMENTATION REFERENCE		QUALIFICATION	OUTSTANDING ITEMS	INTERFACES:
	SPECIFICATION	QUALIFICATION	SPECIFICATION	QUALIFICATION	METHOD		LUGS: EQRR 171 CABLE: EQRR 22
OPERATING TIME	180 DAYS	180 DAYS	52,516	56,104,621	TEST & ANAL.		
TEMPERATURE (F)	115	250	85	56,104	TEST		MAINTENANCE REQUIREMENTS: REFERENCE 128, PARA. 4.1, 7.0, AND APPENDIX A
PRESSURE (PSIA)	14.7	39.7	85	56,104	TEST		
RELATIVE HUMIDITY (%)	90	100	85	56,104	TEST		
RADIATION	3.95 E6	2.00 E7	85	56,104	TEST		REMARKS:
AGING	40 YRS.	40 YRS.	N/A	56,104,616	TEST & ANAL		

DEFICIENCY RESOLUTION:

FACILITY: LGS UNIT: 1 DOCKET: 50-352 EQRR: 207 PREPARED BY: FMV DATE: 09/09/83 REVISION DATE: 02/24/84

REVIEWED BY: KJB DATE: 04/12/84

SYSTEM: CORE SPRAY ACCY:SPEC: N/A LOCATION: ROOM 114
DEMON: N/A
PLANT ID: HV-52-1F001D REF: N/A RACK/PANEL: N/A

COMPONENT: MOTOR OPERATOR MODEL NO.: SMB-00-15
ASSOC COMP: VALVE (X-206D) ASSOC M/N: N/A ASSOC. DWG: LOC: M-0218
ASSOC COMP: N/A ASSOC M/N: N/A P&ID: M-52

MANUFACTU: LIMITORQUE SERIAL NO:
ASSOC MANF: N/A ASSOC S/N: N/A
ASSOC MANF: N/A ASSOC S/N: N/A

SERVICE: CORE SPRAY PUMP 1DP206 SUCTION LINE FROM SUPPRESSION POOL ISOLATION VALVE NORMALLY OPEN. P.O. NO: M-001

FUNCTION: TO REMAIN OPEN, CAN BE CLOSED MANUALLY FROM CONTROL ROOM. REQUIRED FOR LOCA. SUBMERGENCE: N/A

CHEMICAL SPRAY: N/A

PARAMETER	ENVIRONMENT		DOCUMENTATION REFERENCE		QUALIFICATION	OUTSTANDING ITEMS	INTERFACES: LUGS: EQRR 171 CABLE: EQRR 22
	SPECIFICATION	QUALIFICATION	SPECIFICATION	QUALIFICATION	METHOD		
OPERATING TIME	180 DAYS	180 DAYS	52,516	56,104,621	TEST & ANAL.		
TEMPERATURE (F)	115	250	85	56,104	TEST		MAINTENANCE REQUIREMENTS: REFERENCE 126, PARA. 4.1, 7.0, AND APPENDIX A
PRESSURE (PSIA)	14.7	39.7	85	56,104	TEST		
RELATIVE HUMIDITY (%)	90	100	85	56,104	TEST		
RADIATION	3.95 E6	2.00 E7	85	56,104	TEST		REMARKS:
AGING	40 YRS.	40 YRS.	N/A	56,104,616	TEST & ANAL		

DEFICIENCY RESOLUTION:

FACILITY: LGS UNIT: 1 DOCKET: 50-352 EQRR: 106
PREPARED BY: RDC DATE: 05/05/83 REVISION DATE: 05/20/83
REVIEWED BY: FMV DATE: 05/20/83

SYSTEM: CORE SPRAY
PLANT ID: HV-52-1F004A
COMPONENT: MOTOR OPERATOR
ASSOC COMP: VALVE
ASSOC COMP: N/A
MANUFACTU: LIMITORQUE
ASSOC MANF: VELAN
ASSOC MANF: N/A

ACCY:SPEC: N/A
DEMON: N/A
REF: N/A
MODEL NO.: SMB-3-80
ASSOC M/N: N/A
ASSOC M/N: N/A
SERIAL NO: N/A
ASSOC S/N: N/A
ASSOC S/N: N/A

LOCATION: ROOM 523
RACK/PANEL: N/A
ASSOC. DWG: LOC: M-210
P&ID: M-52

SERVICE: CORE SPRAY INJECTION LINE (OUTBOARD VALVE). NORMALLY OPEN.

P.O. NO: P-104B

FUNCTION: IF CLOSED, OPENS UPON CORE SPRAY INITIATION SIGNAL. CAN BE CLOSED MANUALLY IF AUTOMATIC SIGNAL IS NOT PRESENT. REQUIRED FOR LOCA.

SUBMERGENCE: N/A

CHEMICAL SPRAY: N/A

PARAMETER	ENVIRONMENT		DOCUMENTATION REFERENCE		QUALIFICATION	OUTSTANDING ITEMS	INTERFACES:
	SPECIFICATION	QUALIFICATION	SPECIFICATION	QUALIFICATION	METHOD		LUGS: EQRR 171 CABLE: EQRR 21 & 22
OPERATING TIME	1 HR.	30 DAYS	516	55,58	TEST		
TEMPERATURE (F)	115	340	85	55,58	TEST		MAINTENANCE REQUIREMENTS:
PRESSURE (PSIA)	14.7	119.7	85	55,58	TEST		REFERENCE 130, PARA 5.0 AND APPENDIX B
RELATIVE HUMIDITY (%)	90	100	85	55,58	TEST		
RADIATION	1.29 E5	2.04 E8	85	55,58	TEST		REMARKS:
AGING	40 YRS.	40 YRS.	N/A	55,58,614	TEST & ANAL		

DEFICIENCY RESOLUTION:

PREPARED BY: RDC DATE: 05/05/83 REVISION DATE: 05/20/83

FACILITY: LGS UNIT: 1 DOCKET: 50-352 EQRR: 106

REVIEWED BY: FMV DATE: 05/20/83

SYSTEM: CORE SPRAY

ACCY: SPEC: N/A
DEMON: N/A
REF: N/A

LOCATION: ROOM 523

PLANT ID: HV-52-1F004B

RACK/PANEL: N/A

COMPONENT: MOTOR OPERATOR
ASSOC COMP: VALVE
ASSOC COMP: N/A

MODEL NO.: SMB-3-80
ASSOC M/N: N/A
ASSOC M/N: N/A

ASSOC. DWG: LOC: M-222
P&ID: M-52

MANUFACTU: LIMITORQUE
ASSOC MANF: VELAN
ASSOC MANF: N/A

SERIAL NO: N/A
ASSOC S/N: N/A
ASSOC S/N: N/A

SERVICE: CORE SPRAY INJECTION LINE (OUTBOARD VALVE). NORMALLY OPEN.

P.O. NO: P-104B

FUNCTION: IF CLOSED, OPENS UPON CORE SPRAY INITIATION SIGNAL. CAN BE CLOSED MANUALLY IF AUTOMATIC SIGNAL IS NOT PRESENT. REQUIRED FOR LOCA.

SUBMERGENCE: N/A

CHEMICAL SPRAY: N/A

PARAMETER	ENVIRONMENT		DOCUMENTATION REFERENCE		QUALIFICATION	OUTSTANDING ITEMS	INTERFACES: LUGS: EQRR 171 CABLE: EQRR 21 & 22
	SPECIFICATION	QUALIFICATION	SPECIFICATION	QUALIFICATION	METHOD		
OPERATING TIME	1 HR.	30 DAYS	516	55,58	TEST		
TEMPERATURE (F)	115	340	85	55,58	TEST		MAINTENANCE REQUIREMENTS:
PRESSURE (PSIA)	14.7	119.7	85	55,58	TEST		REFERENCE 130, PARA 5.0 AND APPENDIX B
RELATIVE HUMIDITY (%)	90	100	85	55,58	TEST		
RADIATION	1.29 E5	2.04 E8	85	55,58	TEST		REMARKS:
AGING	40 YRS.	40 YRS.	N/A	55,58,614	TEST & ANAL		

DEFICIENCY RESOLUTION:

FACILITY: LGS UNIT: 1 DOCKET: 50-352 EQRR: 207

PREPARED BY: FMV DATE: 09/09/83 REVISION DATE: 02/24/84

REVIEWED BY: WJB DATE: 04/12/84

SYSTEM: CORE SPRAY

ACCY: SPEC: N/A
DEMON: N/A
REF: N/A

LOCATION: ROOM 518

PLANT ID: HV-52-1F005

RACK/PANEL: N/A

COMPONENT: MOTOR OPERATOR
ASSOC COMP: VALVE (X-16A)
ASSOC COMP: N/A

MODEL NO.: SMB-2-60
ASSOC M/N: N/A
ASSOC M/N: N/A

ASSOC. DWG: LOC: M-0210
P&ID: M-52

MANUFACTU: LIMITORQUE
ASSOC MANF: N/A
ASSOC MANF: N/A

SERIAL NO:
ASSOC S/N: N/A
ASSOC S/N: N/A

SERVICE: CORE SPRAY LOOP A INJECTION LINE ISOLATION VALVE.
NORMALLY CLOSED.

P.O. NO: M-001

FUNCTION: OPENED FOR CORE SPRAY INJECTION. REQUIRED FOR LOCA.

SUBMERGENCE: N/A

CHEMICAL SPRAY: N/A

PARAMETER	ENVIRONMENT		DOCUMENTATION REFERENCE		QUALIFICATION	OUTSTANDING ITEMS	INTERFACES:
	SPECIFICATION	QUALIFICATION	SPECIFICATION	QUALIFICATION	METHOD		LUGS: EQRR 171 CABLE: EQRR 22
OPERATING TIME	180 DAYS	180 DAYS	52,516	55,518,612	TEST & ANAL		
TEMPERATURE (F)	311 (H)	340	85	55,58	TEST		MAINTENANCE REQUIREMENTS: REFERENCE 130
PRESSURE (PSIA)	24.6 (H)	119.7	85	55,58	TEST		PARA. 5.0 AND APPENDIX B
RELATIVE HUMIDITY (%)	100 (H)	100	85	55,58	TEST		
RADIATION	6.51 E6	2.04 E8	85	55,58	TEST		REMARKS:
AGING	40 YRS.	40 YRS.	N/A	55,58,614	TEST & ANAL		

DEFICIENCY RESOLUTION:

PREPARED BY: RDC DATE: 05/05/83 REVISION DATE: 05/20/83

FACILITY: LGS UNIT: 1 DOCKET: 50-352 EQRR: 109

REVIEWED BY: FMV DATE: 05/20/83

SYSTEM: CORE SPRAY

PLANT ID: HV-52-1F015A

COMPONENT: MOTOR OPERATOR
ASSOC COMP: VALVE
ASSOC COMP: N/A

MANUFACTU: LIMITORQUE
ASSOC MANF: ANCHOR - DARLING
ASSOC MANF: N/A

ACCY: SPEC: N/A
DEMON: N/A
REF: N/A

MODEL NO.: SMB-2-60
ASSOC M/N: N/A
ASSOC M/N: N/A

SERIAL NO: N/A
ASSOC S/N: N/A
ASSOC S/N: N/A

LOCATION: ROOM 304

RACK/PANEL: N/A

ASSOC. DWG: LOC: M-208
P&ID: M-52

SERVICE: CORE SPRAY PUMP TEST AND FLUSH LINE. NORMALLY CLOSED.

P.O. NO: P-103A

FUNCTION: CORE SPRAY INITIATION SIGNAL CLOSES VALVE IF OPEN FOR ISOLATION OF CORE SPRAY PUMP DISCHARGE TEST LINE FROM CONTAINMENT. CAN BE OPENED MANUALLY FROM THE CONTROL ROOM. REQUIRED FOR LOCA.

SUBMERGENCE: N/A

CHEMICAL SPRAY: N/A

PARAMETER	ENVIRONMENT		DOCUMENTATION REFERENCE		QUALIFICATION	OUTSTANDING ITEMS	INTERFACES:
	SPECIFICATION	QUALIFICATION	SPECIFICATION	QUALIFICATION	METHOD		LUGS: EQRR 171 CABLE: EQRR 21 & 22
OPERATING TIME	1 HR.	30 DAYS	516	55,58	TEST		
TEMPERATURE (F)	115	340	85	55,58	TEST		MAINTENANCE REQUIREMENTS:
PRESSURE (PSIA)	14.7	119.7	85	55,58	TEST		REFERENCE 130, PARA 5.0 AND APPENDIX B
RELATIVE HUMIDITY (%)	90	100	85	55,58	TEST		
RADIATION	1.01 E5	2.04 E8	85	55,58	TEST		REMARKS:
AGING	40 YRS.	40 YRS.	N/A	55,58,614	TEST & ANAL		

DEFICIENCY RESOLUTION:

FACILITY: LGS UNIT: 1 DOCKET: 50-352 EQRR: 109
PREPARED BY: RDC DATE: 05/05/83 REVISION DATE: 05/20/83
REVIEWED BY: FMV DATE: 05/20/83

SYSTEM: CORE SPRAY
ACCY: SPEC: N/A DEMON: N/A REF: N/A
LOCATION: ROOM 304
PLANT ID: HV-52-1F015B
RACK/PANEL: N/A
COMPONENT: MOTOR OPERATOR
MODEL NO.: SMB-2-60
ASSOC COMP: VALVE
ASSOC M/N: N/A
ASSOC COMP: N/A
ASSOC M/N: N/A
ASSOC. DWG: LOC: M-220 P&ID: M-52
MANUFACTU: LIMITORQUE
SERIAL NO: N/A
ASSOC MANF: ANCHOR - DARLING
ASSOC S/N: N/A
ASSOC MANF: N/A
ASSOC S/N: N/A

SERVICE: CORE SPRAY PUMP TEST AND FLUSH LINE. NORMALLY CLOSED.
P.O. NO: P-103A

FUNCTION: CORE SPRAY INITIATION SIGNAL CLOSES VALVE IF OPEN FOR ISOLATION OF CORE SPRAY PUMP DISCHARGE TEST LINE FROM CONTAINMENT. CAN BE OPENED MANUALLY FROM THE CONTROL ROOM. REQUIRED FOR LOCA.
SUBMERGENCE: N/A
CHEMICAL SPRAY: N/A

PARAMETER	ENVIRONMENT		DOCUMENTATION REFERENCE		QUALIFICATION	OUTSTANDING ITEMS	INTERFACES:
	SPECIFICATION	QUALIFICATION	SPECIFICATION	QUALIFICATION	METHOD		LUGS: EQRR 171 CABLE: EQRR 21 & 22
OPERATING TIME	1 HR.	30 DAYS	516	55,58	TEST		
TEMPERATURE (F)	115	340	85	55,58	TEST		MAINTENANCE REQUIREMENTS:
PRESSURE (PSIA)	14.7	119.7	85	55,58	TEST		REFERENCE 130, PARA 5.0 AND APPENDIX B
RELATIVE HUMIDITY (%)	90	100	85	55,58	TEST		
RADIATION	1.01 E5	2.04 E8	85	55,58	TEST		REMARKS:
AGING	40 YRS.	40 YRS.	N/A	55,58,614	TEST & ANAL		

DEFICIENCY RESOLUTION:

FACILITY: LGS UNIT: 1 DOCKET: 50-352 EQRR: 126
PREPARED BY: RDC DATE: 05/05/83 REVISION DATE: 05/20/83
REVIEWED BY: FMV DATE: 05/20/83

SYSTEM: CORE SPRAY
PLANT ID: HV-52-1F031A
COMPONENT: MOTOR OPERATOR
ASSOC COMP: VALVE
ASSOC COMP: N/A
MANUFACTU: LIMITORQUE
ASSOC MANF: ANCHOR - DARLING
ASSOC MANF: N/A

ACCY: SPEC: N/A
DEMON: N/A
REF: N/A
MODEL NO.: SMB-0-5
ASSOC M/N: N/A
ASSOC M/N: N/A
SERIAL NO: N/A
ASSOC S/N: N/A
ASSOC S/N: N/A

LOCATION: ROOM 200
RACK/PANEL: N/A
ASSOC. DWG: LOC: M-207
P&ID: M-52

SERVICE: CORE SPRAY PUMP DISCHARGE MINIMUM FLOW BYPASS LINE. NORMALLY OPEN.

P.O. NO: P-102A

FUNCTION: OPENS WHEN CORE SPRAY PUMP IS RUNNING AND THERE IS LOW FLOW. VALVE THEN CLOSES WHEN CORE SPRAY FLOW GREATER THAN LOW FLOW SET POINT. REQUIRED FOR LOCA.

SUBMERGENCE: N/A

CHEMICAL SPRAY: N/A

PARAMETER	ENVIRONMENT		DOCUMENTATION REFERENCE		QUALIFICATION	OUTSTANDING ITEMS	INTERFACES: LUGS: EQRR 171 CABLE: EQRR 21 & 22
	SPECIFICATION	QUALIFICATION	SPECIFICATION	QUALIFICATION	METHOD		
OPERATING TIME	1 HR.	30 DAYS	516	55,58	TEST		
TEMPERATURE (F)	115	340	85	55,58	TEST		MAINTENANCE REQUIREMENTS:
PRESSURE (PSIA)	14.7	119.7	85	55,58	TEST		REFERENCE 130, PARA 5.0 AND APPENDIX B
RELATIVE HUMIDITY (%)	90	100	85	55,58	TEST		
RADIATION	8.85 E4	2.04 E8	85	55,58	TEST		REMARKS:
AGING	40 YRS.	40 YRS.	N/A	55,58,614	TEST & ANAL		

DEFICIENCY RESOLUTION:

FACILITY: LGS UNIT: 1 DOCKET: 50-352 EQRR: 126
PREPARED BY: RDC DATE: 05/05/83 REVISION DATE: 05/20/83
REVIEWED BY: FMV DATE: 05/20/83

SYSTEM: CORE SPRAY
ACCY: SPEC: N/A
DEMON: N/A
REF: N/A
LOCATION: ROOM 207
RACK/PANEL: N/A

PLANT ID: HV-52-1F031B

COMPONENT: MOTOR OPERATOR
ASSOC COMP: VALVE
ASSOC COMP: N/A
MODEL NO.: SMB-0-5
ASSOC M/N: N/A
ASSOC M/N: N/A
ASSOC. DWG: LOC: M-219
P&ID: M-52

MANUFACTU: LIMITORQUE
ASSOC MANF: ANCHOR - DARLING
ASSOC MANF: N/A
SERIAL NO: N/A
ASSOC S/N: N/A
ASSOC S/N: N/A

SERVICE: CORE SPRAY PUMP DISCHARGE MINIMUM FLOW BYPASS LINE. NORMALLY OPEN.
P.O. NO: P-102A

FUNCTION: OPENS WHEN CORE SPRAY PUMP IS RUNNING AND THERE IS LOW FLOW. VALVE THEN CLOSES WHEN CORE SPRAY FLOW GREATER THAN LOW FLOW SET POINT. REQUIRED FOR LOCA.
SUBMERGENCE: N/A
CHEMICAL SPRAY: N/A

PARAMETER	ENVIRONMENT		DOCUMENTATION REFERENCE		QUALIFICATION	OUTSTANDING ITEMS	INTERFACES:
	SPECIFICATION	QUALIFICATION	SPECIFICATION	QUALIFICATION	METHOD		LUGS: EQRR 171 CABLE: EQRR 21 & 22
OPERATING TIME	1 HR.	30 DAYS	516	55,58	TEST		
TEMPERATURE (F)	115	340	85	55,58	TEST		MAINTENANCE REQUIREMENTS:
PRESSURE (PSIA)	14.7	119.7	85	55,58	TEST		REFERENCE 130, PARA 5.0 AND APPENDIX B
RELATIVE HUMIDITY (%)	90	100	85	55,58	TEST		
RADIATION	8.85 E4	2.04 E8	85	55,58	TEST		REMARKS:
AGING	40 YRS.	40 YRS.	N/A	55,58,614	TEST & ANAL		

DEFICIENCY RESOLUTION:

FACILITY: LGS UNIT: 1 DOCKET: 50-352 EQRR: 207
PREPARED BY: RDC DATE: 09/09/83 REVISION DATE: 09/30/83
REVIEWED BY: WJB DATE: 10/05/83

SYSTEM: CORE SPRAY
ACCY: SPEC: N/A
DEMON: N/A
REF: N/A
LOCATION: ROOM 523

PLANT ID: HV-52-1F037
RACK/PANEL: N/A

COMPONENT: MOTOR OPERATOR
MODEL NO.: SMB-2-60
ASSOC COMP: VALVE (X-16B)
ASSOC M/N: N/A
ASSOC DWG: LOC: M-0222
ASSOC COMP: N/A
ASSOC M/N: N/A
P&ID: M-52

MANUFACTU: LIMITORQUE
SERIAL NO:
ASSOC MANF: N/A
ASSOC S/N: N/A
ASSOC MANF: N/A
ASSOC S/N: N/A

SERVICE: CORE SPRAY LOOP B INJECTION LINE ISOLATION VALVE. NORMALLY CLOSED.

P.O. NO: M-001

FUNCTION: OPENED FOR CORE SPRAY INJECTION. REQUIRED FOR LOCA.

SUBMERGENCE: N/A

CHEMICAL SPRAY: N/A

PARAMETER	ENVIRONMENT		DOCUMENTATION REFERENCE		QUALIFICATION	OUTSTANDING ITEMS	INTERFACES:
	SPECIFICATION	QUALIFICATION	SPECIFICATION	QUALIFICATION	METHOD		LUGS: EQRR 171 CABLE: EQRR 22
OPERATING TIME	180 DAYS	180 DAYS	52,516	55,518,612	TEST & ANAL		
TEMPERATURE (F)	120	340	85	55,58	TEST		MAINTENANCE REQUIREMENTS: REFERENCE 130 PARA. 5.0 AND APPENDIX B
PRESSURE (PSIA)	14.7	119.7	85	55,58	TEST		
RELATIVE HUMIDITY (%)	90	100	85	55,58	TEST		
RADIATION	3.99 E6	2.04 E8	85	55,58	TEST		REMARKS:
AGING	40 YRS.	40 YRS.	N/A	55,58,614	TEST & ANAL		

DEFICIENCY RESOLUTION:

FACILITY: LGS UNIT: 1 DOCKET: 50-352 EQRR: 124
PREPARED BY: FMV DATE: 03/05/84 REVISION DATE: 03/05/84
REVIEWED BY: WJB DATE: 03/05/84

SYSTEM: CORE SPRAY
PLANT ID: HV-52-1F039A
COMPONENT: PILOT SOLENOID VALVE
ASSOC COMP: AIR OPERATOR
ASSOC COMP: N/A
MANUFACTU: AUTOMATIC SWITCH COMPANY
ASSOC MANF: FISHER VALVES
ASSOC MANF: N/A

ACCY: SPEC: N/A
DEMON: N/A
REF: N/A
MODEL NO.: NP8320A185E
ASSOC M/N: N/A
ASSOC M/N: N/A
SERIAL NO:
ASSOC S/N: N/A
ASSOC S/N: N/A

LOCATION: PRI CONT/ZONE 2
RACK/PANEL: N/A
ASSOC. DWG: LOC: M-0235
P&ID: M-52

SERVICE: CORE SPRAY INJECTION CHECK VALVE (HV-52-1F006A) PRESSURE EQUALIZER LINE. NORMALLY DE-ENERGIZED CLOSED. FAILS CLOSED.

P.O. NO: F-59145

FUNCTION: IF OPEN, CLOSED UPON RECEIPT OF ACCIDENT SIGNAL. REQUIRED FOR LOCA ONLY.

SUBMERGENCE: N/A

CHEMICAL SPRAY: YES

PARAMETER	ENVIRONMENT		DOCUMENTATION REFERENCE		QUALIFICATION	OUTSTANDING ITEMS	INTERFACES: SEAL: EQRR 202 CABLE: EQRR 22
	SPECIFICATION	QUALIFICATION	SPECIFICATION	QUALIFICATION	METHOD		
OPERATING TIME	1 HR.	30 DAYS	78	119	TEST		
TEMPERATURE (F)	340	450	85	119	TEST		MAINTENANCE REQUIREMENTS: REFERENCE 119, APPENDIX C.
PRESSURE (PSIA)	58.7	60.7	85	119	TEST		
RELATIVE HUMIDITY (%)	100	100	85	119	TEST		
RADIATION	2.27 E7	2.05 E8	85	119	TEST		REMARKS:
AGING	40 YRS.	40 YRS.	N/A	119	TEST & ANAL.		

DEFICIENCY RESOLUTION:

FACILITY: LGS UNIT: 1 DOCKET: 50-352 EQRR: 124

PREPARED BY: FMV DATE: 03/05/84 REVISION DATE: 03/05/84

REVIEWED BY: WJB DATE: 03/05/84

SYSTEM: CORE SPRAY

PLANT ID: HV-52-1F039B

COMPONENT: PILOT SOLENOID VALVE
ASSOC COMP: AIR OPERATOR
ASSOC COMP: N/A

MANUFACTU: AUTOMATIC SWITCH COMPANY
ASSOC MANF: FISHER VALVES
ASSOC MANF: N/A

SERVICE: CORE SPRAY INJECTION CHECK VALVE (HV-52-1F006B) PRESSURE EQUALIZER LINE. NORMALLY DE-ENERGIZED CLOSED, FAILS CLOSED

FUNCTION: IF OPEN, CLOSED UPON RECEIPT OF ACCIDENT SIGNAL. REQUIRED FOR LOCA ONLY.

ACCY: SPEC: N/A
DEMON: N/A
REF: N/A

MODEL NO.: NP8320A185E
ASSOC M/N: N/A
ASSOC M/N: N/A

SERIAL NO:
ASSOC S/N: N/A
ASSOC S/N: N/A

LOCATION: PRI CONT/ZONE 2

RACK/PANEL: N/A

ASSOC. DWG: LOC: M-0235
P&ID: M-52

P.O. NO: F-59145

SUBMERGENCE: N/A

CHEMICAL SPRAY: YES

PARAMETER	ENVIRONMENT		DOCUMENTATION REFERENCE		QUALIFICATION	OUTSTANDING ITEMS	INTERFACES: SEAL: EQRR 202 CABLE: EQRR 22
	SPECIFICATION	QUALIFICATION	SPECIFICATION	QUALIFICATION	METHOD		
OPERATING TIME	1 HR.	30 DAYS	78	119	TEST		
TEMPERATURE (F)	340	450	85	119	TEST		MAINTENANCE REQUIREMENTS: REFERENCE 119, APPENDIX C.
PRESSURE (PSIA)	58.7	60.7	85	119	TEST		
RELATIVE HUMIDITY (%)	100	100	85	119	TEST		
RADIATION	2.27 E7	2.05 E8	85	119	TEST		REMARKS:
AGING	40 YRS.	40 YRS.	N/A	119	TEST & ANAL.		

DEFICIENCY RESOLUTION:

FACILITY: LGS UNIT: 1 DOCKET: 50-352 EQRR: 123
PREPARED BY: FMV DATE: 03/13/84 REVISION DATE: 03/13/84
REVIEWED BY: MJB DATE: 03/13/84

SYSTEM: CORE SPRAY
PLANT ID: HV-52-139
COMPONENT: MOTOR OPERATOR
ASSOC COMP: GLOBE VALVE
ASSOC COMP: N/A
MANUFACTU: ROCKWELL
ASSOC MANF: ROCKBESTOS
ASSOC MANF: N/A

ACCY: SPEC: N/A
DEMON: N/A
REF: N/A
MODEL NO.: SMB-000-2
ASSOC M/N: N/A
ASSOC M/N: N/A
SERIAL NO: N/A
ASSOC S/N: N/A
ASSOC S/N: N/A

LOCATION: ROOM 304
RACK/PANEL: N/A
N/A
ASSOC. DWG: LOC: M-208
P&ID: M-52

SERVICE: PROVIDES BOTTOM LEG FOR SUPPRESSION POOL LEVEL TRANSMITTERS

P.O. NO: P-114A

FUNCTION: VALVE IS NORMALLY OPEN AND REMAINS OPEN POST ACCIDENT. MAY BE REMOTELY CLOSED FROM THE CONTROL ROOM.

SUBMERGENCE: N/A

CHEMICAL SPRAY: N/A
N/A

PARAMETER	ENVIRONMENT		DOCUMENTATION REFERENCE		QUALIFICATION	OUTSTANDING ITEMS	INTERFACES: LUGS: EQRR 171 CABLE: EQRR 21&22
	SPECIFICATION	QUALIFICATION	SPECIFICATION	QUALIFICATION	METHOD		
OPERATING TIME	1 HR.	16 DAYS	85	56,104	TEST		
TEMPERATURE (F)	120	250	85	56,104	TEST		MAINTENANCE REQUIREMENTS: REF 128, PARA. 4.1, 7.0, AND APPENDIX A
PRESSURE (PSIA)	14.7	39.7	85	56,104	TEST		
RELATIVE HUMIDITY (%)	90	100	85	56,104	TEST		
RADIATION	4.15 E6	2.00 E7	85	56,104	TEST		REMARKS:
AGING	40 YRS.	40 YRS.	N/A	56,104	TEST & ANAL.		

DEFICIENCY RESOLUTION:

PREPARED BY: WJB DATE: 03/08/84 REVISION DATE: 03/08/84

FACILITY: LGS UNIT: 1 DOCKET: 50-352 EQRR: 1

REVIEWED BY: FMV DATE: 03/08/84

SYSTEM: CORE SPRAY

PLANT ID: LT-52-140A

ACCY: SPEC: +-0.5% OF SPAN
DEMON: +-0.11% OF SPAN
REF: 114;REP10626,SEC8.1,TBL3

LOCATION: ROOM 118

RACK/PANEL: N/A

COMPONENT: LEVEL TRANSMITTER.
ASSOC COMP: N/A
ASSOC COMP. N/A

MODEL NO.: 1153 SERIES B
ASSOC M/N: N/A
ASSOC M/N: N/A

ASSOC. DWG: LOC: M-0723
P&ID: M-52

MANUFACTU: ROSEMOUNT
ASSOC MANF: N/A
ASSOC MANF: N/A

SERIAL NO:
ASSOC S/N: N/A
ASSOC S/N: N/A

SERVICE: SUPPRESSION POOL LEVEL INDICATION.

P.O. NO: M-206

FUNCTION: TRANSMITS SIGNAL TO LI-52-140A FOR CONTROL ROOM INDICATION.
REQUIRED FOR LOCA AND ALL HELBS FOR OPERATOR INFORMATION.

SUBMERGENCE: N/A

CHEMICAL SPRAY: N/A

PARAMETER	ENVIRONMENT		DOCUMENTATION REFERENCE		QUALIFICATION	OUTSTANDING ITEMS	INTERFACES:
	SPECIFICATION	QUALIFICATION	SPECIFICATION	QUALIFICATION	METHOD		CABLE: EQRR 22
OPERATING TIME	180 DAYS	180 DAYS	78	114	TEST & ANAL.		
TEMPERATURE (F)	120	318	85	114	TEST		MAINTENANCE REQUIREMENTS: REFERENCE 540,114
PRESSURE (PSIA)	14.7	87.7	85	114	TEST		
RELATIVE HUMIDITY (%)	90	100	85	114	TEST		
RADIATION	6.71 E4	2.44 E7	85	114	TEST		REMARKS:
AGING	40 YRS.	20 YRS.	N/A	114	TEST & ANAL.		

DEFICIENCY RESOLUTION:

PREPARED BY: FMV DATE: 03/08/84 REVISION DATE: 03/08/84

FACILITY: LGS UNIT: 1 DOCKET: 50-352 EQRR: 1

REVIEWED BY: WJB DATE: 03/08/84

SYSTEM: CORE SPRAY

PLANT ID: LT-52-140B

COMPONENT: LEVEL TRANSMITTER.

ASSOC COMP: N/A

ASSOC COMP: N/A

MANUFACTU: ROSEMOUNT

ASSOC MANF: N/A

ASSOC MANF: N/A

SERVICE: SUPPRESSION POOL LEVEL INDICATION.

FUNCTION: TRANSMITS SIGNAL TO LI-52-140B FOR CONTROL ROOM INDICATION.
REQUIRED FOR LOCA AND ALL HELBS FOR OPERATOR INFORMATION.

ACCY:SPEC: +-0.5% OF SPAN
DEMON: +-0.11% OF SPAN
REF: 114;REP10826,SEC8.1,TBL3

MODEL NO.: 1153 SERIES B

ASSOC M/N: N/A

ASSOC M/N: N/A

SERIAL NO:

ASSOC S/N: N/A

ASSOC S/N: N/A

LOCATION: ROOM 118

RACK/PANEL: N/A

ASSOC. DMG: LOC: M-0723
P&ID: M-52

P.O. NO: M-206

SUBMERGENCE: N/A

CHEMICAL SPRAY: N/A

PARAMETER	ENVIRONMENT		DOCUMENTATION REFERENCE		QUALIFICATION	OUTSTANDING ITEMS	INTERFACES:
	SPECIFICATION	QUALIFICATION	SPECIFICATION	QUALIFICATION	METHOD		CABLE: EQRR 22
OPERATING TIME	180 DAYS	180 DAYS	78	114	TEST & ANAL.		
TEMPERATURE (F)	120	318	85	114	TEST		MAINTENANCE REQUIREMENTS: REFERENCE 540,114
PRESSURE (PSIA)	14.7	87.7	85	114	TEST		
RELATIVE HUMIDITY (%)	90	100	85	114	TEST		
RADIATION	6.71 E4	2.44 E7	85	114	TEST		REMARKS:
AGING	40 YRS.	20 YRS.	N/A	114	TEST & ANAL.		

DEFICIENCY RESOLUTION:

PREPARED BY: DJT DATE: 04/17/84 REVISION DATE: 04/17/84

FACILITY: LGS UNIT: 1 DOCKET: 50-352 EQRR: P1F7

REVIEWED BY: WJB DATE: 04/17/84

SYSTEM: CORE SPRAY

PLANT ID: PT-52-1N054A

COMPONENT: PRESSURE TRANSMITTER
ASSOC COMP: N/A
ASSOC COMP: N/A

MANUFACTU: ROSEMOUNT
ASSOC MANF: N/A
ASSOC MANF: N/A

SERVICE: CORE SPRAY PUMP DISCHARGE LINE

FUNCTION: TRANSMITS SIGNAL TO PIS-52-1N654 FOR CONTROL ROOM ALARM.
PRESSURE BOUNDARY ONLY.

ACCY: SPEC: SEE REMARKS
DEMON: +/- 0.42% F.S.
REF: 800

MODEL NO.: 1151GP8D2210003PB
ASSOC M/N: N/A
ASSOC M/N: N/A

SERIAL NO: N/A
ASSOC S/N: N/A
ASSOC S/N: N/A

LOCATION: ROOM 304

RACK/PANEL: 10C001

ASSOC. DWG: LOC: M-0707
P&ID: M-52
CCP: 24,
PPD: 163C1564P812203

P.O. NO: M-001

SUBMERGENCE: N/A

CHEMICAL SPRAY: N/A

PARAMETER	ENVIRONMENT		DOCUMENTATION REFERENCE		QUALIFICATION	OUTSTANDING ITEMS	INTERFACES:
	SPECIFICATION	QUALIFICATION	SPECIFICATION	QUALIFICATION	METHOD		
OPERATING TIME	6 HRS.	27 HRS.	78	800	TEST		
TEMPERATURE (F)	120	212	85	800	TEST		MAINTENANCE REQUIREMENTS: REF. 800; SECT. 4
PRESSURE (PSIA)	14.7	14.7	85	800	TEST		
RELATIVE HUMIDITY (%)	90	100	85	800	TEST		
RADIATION	4.24 E5	2.00 E6	85	800	TEST		REMARKS: INST. HAS NO ACTIVE SAFETY FUNCTION. THEREFORE SPECIFIED ACCURACY IS NOT APPLICABLE.
AGING	40 YRS.	9 YRS.	N/A	800	ANALYSIS		

DEFICIENCY RESOLUTION:

FACILITY: LGS UNIT: 1 DOCKET: 50-352 EQRR: P1F8

PREPARED BY: DJT DATE: 04/17/84 REVISION DATE: 04/17/84

REVIEWED BY: MJB DATE: 04/17/84

SYSTEM: CORE SPRAY

PLANT ID: PT-52-1N054B

COMPONENT: PRESSURE TRANSMITTER

ASSOC COMP: N/A

ASSOC COMP: N/A

MANUFACTU: ROSEMOUNT

ASSOC MANF: N/A

ASSOC MANF: N/A

SERVICE: CORE SPRAY PUMP DISCHARGE LINE

FUNCTION: TRANSMITS SIGNAL TO PIS-52-1N654 FOR CONTROL ROOM ALARM.
PRESSURE BOUNDARY ONLY.

ACCY: SPEC: SEE REMARKS
DEMON: +/- 0.42% F.S.
REF: 800

MODEL NO.: 1151GP8D2210003PB

ASSOC M/N: N/A

ASSOC M/N: N/A

SERIAL NO: N/A

ASSOC S/N: N/A

ASSOC S/N: N/A

LOCATION: ROOM 304

RACK/PANEL: 10C019

ASSOC. DWG: LOC: M-0713
P&ID: M-52
CCP: 24,
PPD: 163C1364P812203

P.O. NO: M-001

SUBMERGENCE: N/A

CHEMICAL SPRAY: N/A

PARAMETER	ENVIRONMENT		DOCUMENTATION REFERENCE		QUALIFICATION	OUTSTANDING ITEMS	INTERFACES:
	SPECIFICATION	QUALIFICATION	SPECIFICATION	QUALIFICATION	METHOD		
OPERATING TIME	6 HRS.	27 HRS.	78	800	TEST		
TEMPERATURE (F)	120	212	85	800	TEST		MAINTENANCE REQUIREMENTS: REF. 800; SECT. 4
PRESSURE (PSIA)	14.7	14.7	85	800	TEST		
RELATIVE HUMIDITY (%)	90	100	85	800	TEST		
RADIATION	4.24 E5	2.00 E6	85	800	TEST		REMARKS: INST. HAS NO ACTIVE SAFETY FUNCTION. THEREFORE SPECIFIED ACCURACY IS NOT APPLICABLE.
AGING	40 YRS.	9 YRS.	N/A	800	ANALYSIS		

DEFICIENCY RESOLUTION:

PREPARED BY: FMV DATE: 01/09/84 REVISION DATE: 04/12/84

FACILITY: LGS UNIT: 1 DOCKET: 50-352 EQRR: P1B3

REVIEWED BY: WJB DATE: 04/12/84

SYSTEM: CORE SPRAY

ACCY: SPEC: +/- 0.5% F.S.
DEMON: +/- 0.42% F.S.
REF: 800

LOCATION: ROOM 110

PLANT ID: PT-52-1N055A

RACK/PANEL: LOC-000

COMPONENT: PRESSURE TRANSMITTER
ASSOC COMP: N/A
ASSOC COMP: N/A

MODEL NO.: 1151GP8D2210003PB
ASSOC M/N: N/A
ASSOC M/N: N/A

ASSOC. DWG. LOC: M-0705
PRID: M-52
PPD: 163C1564P842203
CCP: 24,57

MANUFACTU: ROSEMOUNT
ASSOC MANF: N/A
ASSOC MANF: N/A

SERIAL NO: 61663
ASSOC S/N: N/A
ASSOC S/N: N/A

MPL: E21-N055A

SERVICE: CORE SPRAY (A) PUMP DISCHARGE PRESSURE.

P.O. NO: M-001

FUNCTION: TRANSMITS SIGNAL TO PIS-52-1N655A
AND TO ADS INTERLOCK. LOCA AND ALL LINE BREAKS.

SUBMERGENCE: N/A

CHEMICAL SPRAY: N/A

PARAMETER	ENVIRONMENT		DOCUMENTATION REFERENCE		QUALIFICATION	OUTSTANDING ITEMS	INTERFACES:
	SPECIFICATION	QUALIFICATION	SPECIFICATION	QUALIFICATION	METHOD		
OPERATING TIME	6 HRS.	27 HRS.	78	800	TEST		
TEMPERATURE (F)	120	212	85	800	TEST		MAINTENANCE REQUIREMENTS: REF. 800; SECT. 4
PRESSURE (PSIA)	14.7	14.7	85	800	TEST		
RELATIVE HUMIDITY (%)	90	100	85	800	TEST		
RADIATION	4.02 E5	2.00 E6	85	800	TEST		REMARKS:
AGING	40 YRS.	9 YRS.	N/A	800	ANALYSIS		

DEFICIENCY RESOLUTION:

FACILITY: LGS UNIT: 1 DOCKET: 50-352 EQRR: P1B4

PREPARED BY: FMV DATE: 01/09/84 REVISION DATE: 02/24/84

REVIEWED BY: WJB DATE: 04/12/84

SYSTEM: CORE SPRAY

PLANT ID: PT-52-1N055C

COMPONENT: PRESSURE TRANSMITTER
ASSOC COMP: N/A
ASSOC COMP: N/A

MANUFACTU: ROSEMOUNT
ASSOC MANF: N/A
ASSOC MANF: N/A

SERVICE: CORE SPRAY (B) PUMP DISCHARGE PRESSURE.

FUNCTION: TRANSMITS SIGNAL TO
PIS-52-1N655C AND TO
ADS INTERLOCK. LOCA AND ALL LINE BREAKS.

ACCY:SPEC: +/- 0.5% F.S.
DEMON: +/- 0.42% F.S.
REF: 800

MODEL NO.: 1151GP8D22T0003PB
ASSOC M/N: N/A
ASSOC M/N: N/A

SERIAL NO: 61665
ASSOC S/N: N/A
ASSOC S/N: N/A

LOCATION: ROOM 117

RACK/PANEL: LOC-000

ASSOC. DWG: LOC: M-0711
P&ID: M-52
PPD: 163C1564P842203
CCP: 24,57
MPL: E21-N055C

P.O. NO: M-001

SUBMERGENCE: N/A

CHEMICAL SPRAY: N/A

PARAMETER	ENVIRONMENT		DOCUMENTATION REFERENCE		QUALIFICATION	OUTSTANDING ITEMS	INTERFACES:
	SPECIFICATION	QUALIFICATION	SPECIFICATION	QUALIFICATION	METHOD		
OPERATING TIME	6 HRS.	27 HRS.	78	800	TEST		
TEMPERATURE (F)	120	212	85	800	TEST		MAINTENANCE REQUIREMENTS: REF. 800, SECT. 4.
PRESSURE (PSIA)	14.7	14.7	85	800	TEST		
RELATIVE HUMIDITY (%)	90	100	85	800	TEST		
RADIATION	4.02 E5	2.00 E6	85	800	TEST		REMARKS:
AGING	40 YRS.	9 YRS.	N/A	800	ANALYSIS		

DEFICIENCY RESOLUTION:

FACILITY: LGS UNIT: 1 DOCKET: 50-352 EQRR: P1B5

PREPARED BY: FMV DATE: 01/09/84 REVISION DATE: 02/24/84

REVIEWED BY: WJB DATE: 04/12/84

SYSTEM: CORE SPRAY

PLANT ID: PT-52-1N055E

COMPONENT: PRESSURE TRANSMITTER
ASSOC COMP: N/A
ASSOC COMP: N/A

MANUFACTU: ROSEMOUNT
ASSOC MANF: N/A
ASSOC MANF: N/A

SERVICE: CORE SPRAY (C) PUMP DISCHARGE PRESSURE.

FUNCTION: TRANSMITS SIGNAL TO PIS-52-1N655E. AND TO ADS INTERLOCK. LOCA AND ALL LINE BREAKS.

ACCY:SPEC: +/- 0.5% F.S.
DEMON: +/- 0.42% F.S.
REF: 800

MODEL NO.: 1151GP8D22T003PB
ASSOC M/N: N/A
ASSOC M/N: N/A

SERIAL NO: 61667
ASSOC S/N: N/A
ASSOC S/N: N/A

LOCATION: ROOM 113

RACK/PANEL: LOC-000

ASSOC. DWG: LOC: M-0705
P&ID: M-52
PFD: 163C1584P842203
CCP: 24, 57
MPL: E21-N055E

P.O. NO: M-001

SUBMERGENCE: N/A

CHEMICAL SPRAY: N/A

PARAMETER	ENVIRONMENT		DOCUMENTATION REFERENCE		QUALIFICATION	OUTSTANDING ITEMS	INTERFACES:
	SPECIFICATION	QUALIFICATION	SPECIFICATION	QUALIFICATION	METHOD		
OPERATING TIME	6 HRS.	27 HRS.	78	800	TEST		
TEMPERATURE (F)	120	212	85	800	TEST		MAINTENANCE REQUIREMENTS: REF. 800; SECT. 4.
PRESSURE (PSIA)	14.7	14.7	85	800	TEST		
RELATIVE HUMIDITY (%)	90	100	85	800	TEST		
RADIATION	4.02 E5	2.00 E6	85	800	TEST		REMARKS:
AGING	40 YRS.	9 YRS.	N/A	800	ANALYSIS		

DEFICIENCY RESOLUTION:

FACILITY: LGS UNIT: 1 DOCKET: 50-352 EQRR: P1B6

PREPARED BY: FMV DATE: 01/09/84 REVISION DATE: 02/24/84

REVIEWED BY: MJB DATE: 04/12/84

SYSTEM: CORE SPRAY

PLANT ID: PT-52-1N055G

COMPONENT: PRESSURE TRANSMITTER
ASSOC COMP: N/A
ASSOC COMP: N/A

MANUFACTU: ROSEMOUNT
ASSOC MANF: N/A
ASSOC MANF: N/A

SERVICE: CORE SPRAY (D) PUMP DISCHARGE PRESSURE.

FUNCTION: TRANSMITS SIGNAL TO
PIS-52-1N655G AND TO
ADS INTERLOCK. LOCA AND ALL LINE BREAKS.

ACCY: SPEC: +/- 0.5% F.S.
DEMON: +/- 0.42% F.S.
REF: 800

MODEL NO.: 1151GP8D22T0003PB
ASSOC M/N: N/A
ASSOC M/N: N/A

SERIAL NO: 61672
ASSOC S/N: N/A
ASSOC S/N: N/A

LOCATION: ROOM 114

RACK/PANEL: LOC-000

ASSOC. DNG: LOC: M-0711
P&ID: M-52
PPD: 163C1564P842203
CCP: 24,57
MPL: E21-N055G

P.O. NO: M-001

SUBMERGENCE: N/A

CHEMICAL SPRAY: N/A

PARAMETER	ENVIRONMENT		DOCUMENTATION REFERENCE		QUALIFICATION	OUTSTANDING ITEMS	INTERFACES:
	SPECIFICATION	QUALIFICATION	SPECIFICATION	QUALIFICATION	METHOD		
OPERATING TIME	6 HRS.	27 HRS.	78	800	TEST		
TEMPERATURE (F)	120	212	85	800	TEST		MAINTENANCE REQUIREMENTS: REF. 800; SECT. 4.
PRESSURE (PSIA)	14.7	14.7	85	800	TEST		
RELATIVE HUMIDITY (%)	90	100	85	800	TEST		
RADIATION	4.02 E5	2.00 E6	85	800	TEST		REMARKS:
AGING	40 YRS.	9 YRS.	N/A	800	ANALYSIS		

DEFICIENCY RESOLUTION:

PREPARED BY: FMV DATE: 03/19/84 REVISION DATE: 03/19/84

FACILITY: LGS UNIT: 1 DOCKET: 50-352 EQRR: 54

REVIEWED BY: WJB DATE: 03/19/84

SYSTEM: CORE SPRAY

PLANT ID: SV-52-139

COMPONENT: SOLENOID VALVE
ASSOC COMP: N/A
ASSOC COMP: N/A

MANUFACTU: TARGET ROCK CORP.
ASSOC MANF: N/A
ASSOC MANF: N/A

SERVICE: SUPPRESSION POOL LEVEL

FUNCTION: SUPPRESSION POOL LEVEL TRANSMITTER ISOLATION

ACCY: SPEC: N/A
DEMON: N/A
REF: N/A

MODEL NO.: 76EE-005
ASSOC M/N: N/A
ASSOC M/N: N/A

SERIAL NO: N/A
ASSOC S/N: N/A
ASSOC S/N: N/A

LOCATION: ROOM 118

RACK/PANEL: N/A

ASSOC. DWG: LOC: M-0237
P&ID: M-52

P.O. NO: M-245

SUBMERGENCE: N/A

CHEMICAL SPRAY: N/A

PARAMETER	ENVIRONMENT		DOCUMENTATION REFERENCE		QUALIFICATION	OUTSTANDING ITEMS	INTERFACES:
	SPECIFICATION	QUALIFICATION	SPECIFICATION	QUALIFICATION	METHOD		CONDUIT SEAL REQUIRED. REF. 801.
OPERATING TIME	180 DAYS	180 DAYS	78	801	TEST & ANAL.		
TEMPERATURE (F)	120	385	85	50	TEST		MAINTENANCE REQUIREMENTS: REF. 801: SILICONE RUBBER PARTS HAVE A 5 YR. LIFE. MUST FOLLOW MAINTENANCE INSTRUCTIONS IN SECT. 4.
PRESSURE (PSIA)	14.7	80.7	85	50	TEST		
RELATIVE HUMIDITY (%)	90	100	85	50	TEST		
RADIATION	6.71 E4	1.126 E8	85	50	TEST		REMARKS:
AGING	40 YRS.	40 YRS.	N/A	50	TEST		

DEFICIENCY RESOLUTION:

FACILITY: LGS UNIT: 1 DOCKET: 50-352 EQRR: 124
PREPARED BY: FMV DATE: 03/01/84 REVISION DATE: 03/01/84
REVIEWED BY: WJB DATE: 03/01/84

SYSTEM: CORE SPRAY
PLANT ID: ZS-52-1F039A
COMPONENT: LIMIT SWITCH
ASSOC COMP: AIR OPERATOR
ASSOC COMP: N/A
MANUFACTU: NAMCO
ASSOC MANF: FISHER VALVES
ASSOC MANF: N/A
SERVICE: VALVE HV-52-1F039.

ACCY: SPEC: N/A
DEMON: N/A
REF: N/A
MODEL NO.: EA180-XX302
ASSOC M/N: N/A
ASSOC M/N: N/A
SERIAL NO:
ASSOC S/N: N/A
ASSOC S/N: N/A

LOCATION: PRI CONT/ZONE 2
RACK/PANEL: N/A
ASSOC. DWG: N/A
P.O. NO: F-59026
SUBMERGENCE: N/A
CHEMICAL SPRAY: YES

FUNCTION: PROVIDES INDICATION OF VALVE POSITION.
REQUIRED FOR LOCA ONLY.

PARAMETER	ENVIRONMENT		DOCUMENTATION REFERENCE		QUALIFICATION	OUTSTANDING ITEMS	INTERFACES: CABLE: EQRR 22
	SPECIFICATION	QUALIFICATION	SPECIFICATION	QUALIFICATION	METHOD		
OPERATING TIME	1 HR.	30 DAYS	78	127	TEST		
TEMPERATURE (F)	340	346	85	127	TEST		MAINTENANCE REQUIREMENTS: REFERENCE 127 SECTION 4.0
PRESSURE (PSIA)	58.7	84.7	85	127	TEST		
RELATIVE HUMIDITY (%)	100	100	85	127	TEST		
RADIATION	2.27 E7	2.04 E8	85	127	TEST		REMARKS:
AGING	40 YRS.	40 YRS.	N/A	127	TEST & ANAL.		

DEFICIENCY RESOLUTION:

FACILITY: LGS UNIT: 1 DOCKET: 50-352 EQRR: 124

PREPARED BY: FMV DATE: 03/01/84 REVISION DATE: 03/01/84

REVIEWED BY: WJB DATE: 03/01/84

SYSTEM: CORE SPRAY

ACCY: SPEC: N/A
DEMON: N/A
REF: N/A

LOCATION: PRI CONT/ZONE 2

PLANT ID: ZS-52-1F039B

RACK/PANEL: N/A

COMPONENT: LIMIT SWITCH
ASSOC COMP: AIR OPERATOR
ASSOC COMP: N/A

MODEL NO.: EA180-XX302
ASSOC M/N: N/A
ASSOC M/N: N/A

ASSOC. DWG: N/A

MANUFACTU: NAMCO
ASSOC MANF: FISHER VALVES
ASSOC MANF: N/A

SERIAL NO:
ASSOC S/N: N/A
ASSOC S/N: N/A

SERVICE: VALVE HV-52-1F039B.

P.O. NO: F-59026

FUNCTION: PROVIDES INDICATION OF VALVE POSITION.
REQUIRED FOR LOCA ONLY.

SUBMERGENCE: N/A

CHEMICAL SPRAY: YES

PARAMETER	ENVIRONMENT		DOCUMENTATION REFERENCE		QUALIFICATION	OUTSTANDING ITEMS	INTERFACES: CABLE: EQRR 22
	SPECIFICATION	QUALIFICATION	SPECIFICATION	QUALIFICATION	METHOD		
OPERATING TIME	1 HR.	30 DAYS	78	127	TEST		
TEMPERATURE (F)	340	346	85	127	TEST		MAINTENANCE REQUIREMENTS: REFERENCE 127 SECTION 4.0
PRESSURE (PSIA)	58.7	84.7	85	127	TEST		
RELATIVE HUMIDITY (%)	100	100	85	127	TEST		
RADIATION	2.27 E7	2.04 E8	85	127	TEST		REMARKS:
AGING	40 YRS.	40 YRS.	N/A	127	TEST & ANAL.		

DEFICIENCY RESOLUTION:

FACILITY: LGS UNIT: 1 DOCKET: 50-352 EQRR: P505

PREPARED BY: DJT DATE: 09/02/83 REVISION DATE: 09/02/83

REVIEWED BY: WJB DATE: 10/05/83

SYSTEM: CORE SPRAY

PLANT ID: 52-1AP206

COMPONENT: PUMP MOTOR
ASSOC COMP: PUMP
ASSOC COMP: N/A

MANUFACTU: GENERAL ELECTRIC COMPANY
ASSOC MANF: INGERSOLL-RAND
ASSOC MANF: N/A

SERVICE: CORE SPRAY PUMP MOTOR.

FUNCTION: PROVIDES MOTIVE FORCE FOR PUMP 52-1AP206. LOCA AND ALL LINE BREAKS.

ACCY:SPEC: N/A
DEMON: N/A
REF: N/A

MODEL NO.: 5K6337XC122B
ASSOC M/N: 25APKD-6
ASSOC M/N: N/A

SERIAL NO: EHJ510022
ASSOC S/N: 0771126
ASSOC S/N: N/A

LOCATION: ROOM 110

RACK/PANEL: LOC-000

ASSOC. DWG: LOC: M-0705
PSID: M-52

CCP: 24,62
MPL: B21-C001A

P.O. NO: M-001

SUBMERGENCE: N/A

CHEMICAL SPRAY: N/A

PARAMETER	ENVIRONMENT		DOCUMENTATION REFERENCE		QUALIFICATION	OUTSTANDING ITEMS	INTERFACES:
	SPECIFICATION	QUALIFICATION	SPECIFICATION	QUALIFICATION	METHOD		
OPERATING TIME	180 DAYS	180 DAYS	78	804	TEST & ANAL.		
TEMPERATURE (F)	120	250	85	804	TEST & ANAL.		MAINTENANCE REQUIREMENTS: REF. 804.
PRESSURE (PSIA)	14.7	80.7	85	804	TEST & ANAL.		
RELATIVE HUMIDITY (%)	90	STEAM	85	804	TEST & ANAL.		
RADIATION	3.95 E6	5.50 E6	85	804	TEST & ANAL.		REMARKS:
AGING	40 YRS.	16 YRS.	N/A	804	TEST & ANAL.		

DEFICIENCY RESOLUTION:

FACILITY: LGS UNIT: 1 DOCKET: 50-352 EQRR: P506
PREPARED BY: DJT DATE: 09/02/83 REVISION DATE: 09/02/83
REVIEWED BY: WJB DATE: 10/05/83

SYSTEM: CORE SPRAY
PLANT ID: 52-1BP206
COMPONENT: PUMP MOTOR
ASSOC COMP: PUMP
ASSOC COMP: N/A
MANUFACTU: GENERAL ELECTRIC COMPANY
ASSOC MANF: INGERSOLL-RAND
ASSOC MANF: N/A

ACCY: SPEC: N/A
DEMON: N/A
REF: N/A
MODEL NO.: 5K6337XC122B
ASSOC M/N: 25APKD-6
ASSOC M/N: N/A
SEPIAL NO: EHJ510023
ASSOC S/N: 0771128
ASSOC S/N: N/A

LOCATION: ROOM 117
RACK/PANEL: LOC-000
ASSOC. DWG: LOC: M-0711
P&ID: M-52
CCP: 24,62
MPL: E21-C001B

SERVICE: CORE SPRAY PUMP MOTOR.

P.O. NO: M-001

FUNCTION: PROVIDES MOTIVE FORCE FOR PUMP 52-1BP206. LOCA AND ALL LINE BREAKS.

SUBMERGENCE: N/A

CHEMICAL SPRAY: N/A

PARAMETER	ENVIRONMENT		DOCUMENTATION REFERENCE		QUALIFICATION	OUTSTANDING ITEMS	INTERFACES:
	SPECIFICATION	QUALIFICATION	SPECIFICATION	QUALIFICATION	METHOD		
OPERATING TIME	180 DAYS	180 DAYS	78	804	TEST & ANAL.		
TEMPERATURE (F)	120	250	85	804	TEST & ANAL.		MAINTENANCE REQUIREMENTS: REF. 804.
PRESSURE (PSIA)	14.7	80.7	85	804	TEST & ANAL.		
RELATIVE HUMIDITY (%)	90	STEAM	85	804	TEST & ANAL.		
RADIATION	3.95 E6	5.50 E6	85	804	TEST & ANAL.		REMARKS:
AGING	40 YRS.	16 YRS.	N/A	804	TEST & ANAL.		

DEFICIENCY RESOLUTION:

PREPARED BY: DJT DATE: 09/02/83 REVISION DATE: 09/02/83

FACILITY: LGS UNIT: 1 DOCKET: 50-352 EQRR: P507

REVIEWED BY: HJB DATE: 10/05/83

SYSTEM: CORE SPRAY

PLANT ID: 52-1CP206

COMPONENT: PUMP MOTOR
ASSOC COMP: PUMP
ASSOC COMP: N/A

MANUFACTU: GENERAL ELECTRIC COMPANY
ASSOC MANF: INGERSOLL-RAND
ASSOC MANF: N/A

SERVICE: CORE SPRAY PUMP MOTOR.

FUNCTION: PROVIDES MOTIVE FORCE FOR PUMP 52-1CP206. LOCA AND ALL LINE BREAKS.

ACCY: SPEC: N/A
DEMON: N/A
REF: N/A

MODEL NO.: 5K6337XC122B
ASSOC M/N: 25APKD-6
ASSOC M/N: N/A

SERIAL NO: EHJ510024
ASSOC S/N: 0771127
ASSOC S/N: N/A

LOCATION: ROOM 113

RACK/PANEL: LOC-000

ASSOC. DWG: LOC: M-0705
P&ID: M-52

CCP: 24,62
MPL: E21-C001C

P.O. NO: M-001

SUBMERGENCE: N/A

CHEMICAL SPRAY: N/A

PARAMETER	ENVIRONMENT		DOCUMENTATION REFERENCE		QUALIFICATION	OUTSTANDING ITEMS	INTERFACES:
	SPECIFICATION	QUALIFICATION	SPECIFICATION	QUALIFICATION	METHOD		
OPERATING TIME	180 DAYS	180 DAYS	78	804	TEST & ANAL.		
TEMPERATURE (F)	120	250	85	804	TEST & ANAL.		MAINTENANCE REQUIREMENTS: REF. 804.
PRESSURE (PSIA)	14.7	80.7	85	804	TEST & ANAL.		
RELATIVE HUMIDITY (%)	90	STEAM	85	804	TEST & ANAL.		
RADIATION	3.95 E6	5.50 E6	85	804	TEST & ANAL.		REMARKS:
AGING	40 YRS.	16 YRS.	N/A	804	TEST & ANAL.		

DEFICIENCY RESOLUTION:

FACILITY: LGS UNIT: 1 DOCKET: 50-352 EQRR: P508

PREPARED BY: DJT DATE: 09/02/83 REVISION DATE: 09/02/83

REVIEWED BY: KJB DATE: 10/05/83

SYSTEM: CORE SPRAY

PLANT ID: 52-1BP206

COMPONENT: PUMP MOTOR
ASSOC COMP: PUMP
ASSOC COMP: N/A

MANUFACTU: GENERAL ELECTRIC COMPANY
ASSOC MANF: INGERSOLL-RAND
ASSOC MANF: N/A

SERVICE: CORE SPRAY PUMP MOTOR.

FUNCTION: PROVIDES MOTIVE FORCE FOR PUMP 52-1CP206. LOCA AND ALL LINE BREAKS.

ACCY: SPEC: N/A
DEMON: N/A
REF: N/A

MODEL NO.: 5K6337MC122B
ASSOC M/N: 2SAPKD-6
ASSOC M/N: N/A

SERIAL NO: EHJ510024
ASSOC S/N: 0771127
ASSOC S/N: N/A

LOCATION: ROOM 113

RACK/PANEL: LOC-000

ASSOC. DWG: LOC: 0711
PID: M-52

CCP: 24,62
MPL: E21-C001D

P.O. NO: M-001

SUBMERGENCE: N/A

CHEMICAL SPRAY: N/A

PARAMETER	ENVIRONMENT		DOCUMENTATION REFERENCE		QUALIFICATION	OUTSTANDING ITEMS	INTERFACES:
	SPECIFICATION	QUALIFICATION	SPECIFICATION	QUALIFICATION	METHOD		
OPERATING TIME	180 DAYS	180 DAYS	78	804	TEST & ANAL.		
TEMPERATURE (F)	120	250	85	804	TEST & ANAL.		MAINTENANCE REQUIREMENTS: REF. 804.
PRESSURE (PSIA)	14.7	80.7	85	804	TEST & ANAL.		
RELATIVE HUMIDITY (%)	90	STEAM	85	804	TEST & ANAL.		
RADIATION	3.95 E6	5.50 E6	85	804	TEST & ANAL.		REMARKS:
AGING	40 YRS.	16 YRS.	N/A	804	TEST & ANAL.		

DEFICIENCY RESOLUTION:

PREPARED BY: RDC DATE: 05/05/83 REVISION DATE: 09/28/83

FACILITY: LGS UNIT: 1 DOCKET: 50-352 EQRR: 40

REVIEWED BY: FHV DATE: 05/25/83

SYSTEM: DRYWELL CHILLED WATER - ISO VALVES
PLANT ID: HV-87-122
COMPONENT: MOTOR OPERATOR
ASSOC COMP: VALVE (V-55)
ASSOC COMP: N/A
MANUFACTU: LIMITORQUE
ASSOC MANF: ANCHOR - DARLING
ASSOC MANF: N/A

ACCY:SPEC: N/A
DETEN: N/A
REF: N/A
MODEL NO.: SMB-000-5
ASSOC M/N: N/A
ASSOC M/N: N/A
SERIAL NO: N/A
ASSOC S/N: N/A
ASSOC S/N: N/A

LOCATION: ROOM 402
RACK/PANEL: N/A
ASSOC. DWG: LOC: M-230
PID: M-87

SERVICE: CHILLED WATER SUPPLY TO DRYWELL COOLERS.
NORMALLY CLOSED.

P.O. NO: P-102A

FUNCTION: ISOLATES UPON CONTAINMENT ISOLATION SIGNAL AND REMAINS CLOSED.
REQUIRED FOR LOCA.

SUBMERGENCE: N/A

CHEMICAL SPRAY: N/A

PARAMETER	ENVIRONMENT		DOCUMENTATION REFERENCE		QUALIFICATION	OUTSTANDING ITEMS	INTERFACES:
	SPECIFICATION	QUALIFICATION	SPECIFICATION	QUALIFICATION	METHOD		NMS: EQRR 171 CABLE: EQUR 21 & 22
OPERATING TIME	1 HR.	16 DAYS	52	56,104	TEST		
TEMPERATURE (F)	115	269	165	56,104	TEST		MAINTENANCE REQUIREMENTS:
PRESSURE (PSIA)	14.7	39.7	185	56,104	TEST		REFERENCE 128, PARA 4.1 7.0, AND APPENDIX A.
RELATIVE HUMIDITY (%)	90	100	185	56,104	TEST		
RADIATION	1.35 E5	2.00 E7	185	56,104	TEST		REMARKS:
AGING	40 YRS.	40 YRS.	N/A	56,104,616	TEST & ANAL		

DEFICIENCY RESOLUTION:

PREPARED BY: RDC DATE: 05/05/83 REVISION DATE: 09/28/83

FACILITY: LGS UNIT: 1 DOCKET: 50-352 EQRR: 90

REVIEWED BY: TNV DATE: 09/28/83

SYSTEM: DRYWELL CHILLED WATER - ISO VALVES

PLANT ID: HV-87-123

COMPONENT: MOTOR OPERATOR

ASSOC COMP: VALVE (X-56)

ASSOC COMP: N/A

MANUFACTU: LIMITORQUE

ASSOC MANF: ANCHOR - DARLING

ASSOC MANF: N/A

SERVICE: CHILLED WATER RETURN FROM DRYWELL COOLERS. NORMALLY CLOSED.

FUNCTION: ISOLATES UPON CONTAINMENT ISOLATION SIGNAL AND REMAINS CLOSED. REQUIRED FOR LOCA.

ACCY: SPEC: N/A DEMON: N/A REF: N/A

MODEL NO.: SMB-000-5

ASSOC M/N: N/A

ASSOC M/N: N/A

SERIAL NO: N/A

ASSOC S/N: N/A

ASSOC S/N: N/A

LOCATION: ROOM 402

RACK/PANEL: N/A

ASSOC. END: LOC: M-230 PAID: M-87

P.O. NO: P-102A

SUBMERGENCE: N/A

CHEMICAL SPRAY: N/A

PARAMETER	ENVIRONMENT		DOCUMENTATION REFERENCE		QUALIFICATION	OUTSTANDING ITEMS	INTERFACES:
	SPECIFICATION	QUALIFICATION	SPECIFICATION	QUALIFICATION	METHOD		LUGS: EQRR 171 CABLE: EQRR 21 & 22
OPERATING TIME	1 HR.	16 DAYS	52	56,104	TEST		
TEMPERATURE (F)	115	250	85	56,104	TEST		MAINTENANCE REQUIREMENTS:
PRESSURE (PSIA)	14.7	39.7	85	56,104	TEST		REFERENCE 128, PARA 4.1 7.0, AND APPENDIX A.
RELATIVE HUMIDITY (%)	90	100	85	56,104	TEST		
RADIATION	1.35 E5	2.00 E7	85	56,104	TEST		REMARKS:
AGING	40 YRS.	40 YRS.	N/A	56,104,616	TEST & ANAL		

DEFICIENCY RESOLUTION:

FACILITY: LGS UNIT: 1 DOCKET: 50-352 EQRR: 90
PREPARED BY: RDC DATE: 05/05/83 REVISION DATE: 09/28/83
REVIEWED BY: FMV DATE: 09/28/83

SYSTEM: DRYWELL CHILLED WATER - ISO VALVES
PLANT ID: HV-87-128
COMPONENT: MOTOR OPERATOR
ASSOC COMP: VALVE (X-59)
ASSOC COMP: N/A
MANUFACTU: LIMITORQUE
ASSOC MANF: ANCHOR - DARLING
ASSOC MANF: N/A

ACCY: SPEC: N/A
DEMON: N/A
REF: N/A
MODEL NO.: SMB-000-5
ASSOC M/N: N/A
ASSOC M/N: N/A
SERIAL NO: N/A
ASSOC S/N: N/A
ASSOC S/N: N/A

LOCATION: ROOM 402
RACK/PANEL: N/A
ASSOC. DWG: LOC: M-230
P&ID: M-87

SERVICE: CHILLED WATER SUPPLY TO DRYWELL COOLERS. NORMALLY OPEN.

P.O. NO: P-102A

FUNCTION: ISOLATES UPON CONTAINMENT ISOLATION SIGNAL AND REMAINS CLOSED. REQUIRED FOR LOCA.

SUBMERGENCE: N/A

CHEMICAL SPRAY: N/A

PARAMETER	ENVIRONMENT		DOCUMENTATION REFERENCE		QUALIFICATION	OUTSTANDING ITEMS	INTERFACES: LUGS: EQRR 171 CABLE: EQRR 21 & 22
	SPECIFICATION	QUALIFICATION	SPECIFICATION	QUALIFICATION	METHOD		
OPERATING TIME	1 HR.	16 DAYS	52	56,104	TEST		
TEMPERATURE (F)	115	250	85	56,104	TEST		MAINTENANCE REQUIREMENTS:
PRESSURE (PSIA)	14.7	39.7	85	56,104	TEST		REFERENCE 128, PARA 4.1 7.0, AND APPENDIX A.
RELATIVE HUMIDITY (%)	90	100	85	56,104	TEST		
RADIATION	1.35 E5	2.00 E7	85	56,104	TEST		REMARKS:
AGING	40 YRS.	40 YRS.	N/A	56,104,616	TEST & ANAL		

DEFICIENCY RESOLUTION:

FACILITY: LGS UNIT: 1 DOCKET: 50-352 EQRR: 90

PREPARED BY: RDC DATE: 05/05/83 REVISION DATE: 09/28/83

REVIEWED BY: FMV DATE: 09/28/83

SYSTEM: DRYWELL CHILLED WATER - ISO VALVES

ACCY: SPEC: N/A
DEMON: N/A
REF: N/A

LOCATION: ROOM 402

PLANT ID: HV-87-129

RACK/PANEL: N/A

COMPONENT: MOTOR OPERATOR
ASSOC COMP: VALVE (X-54)
ASSOC COMP: N/A

MODEL NO.: SMB-000-5
ASSOC M/N: N/A
ASSOC M/N: N/A

ASSOC. DWG: LOC: M-230
P&ID: M-87

MANUFACTU: LIMITORQUE
ASSOC MANF: ANCHOR - DARLING
ASSOC MANF: N/A

SERIAL NO: N/A
ASSOC S/N: N/A
ASSOC S/N: N/A

SERVICE: CHILLED WATER RETURN FROM DRYWELL COOLERS.
NORMALLY OPEN.

P.O. NO: P-102A

FUNCTION: ISOLATES UPON CONTAINMENT ISOLATION SIGNAL AND REMAINS CLOSED.
REQUIRED FOR LOCA.

SUBMERGENCE: N/A

CHEMICAL SPRAY: N/A

PARAMETER	ENVIRONMENT		DOCUMENTATION REFERENCE		QUALIFICATION	OUTSTANDING ITEMS	INTERFACES: LUGS: EQRR 171 CABLE: EQRR 21 & 22
	SPECIFICATION	QUALIFICATION	SPECIFICATION	QUALIFICATION	METHOD		
OPERATING TIME	1 HR.	16 DAYS	52	56,104	TEST		
TEMPERATURE (F)	115	250	85	56,104	TEST		MAINTENANCE REQUIREMENTS:
PRESSURE (PSIA)	14.7	39.7	85	56,104	TEST		REFERENCE 128, PARA 4.1 7.0, AND APPENDIX A.
RELATIVE HUMIDITY (%)	90	100	85	56,104	TEST		
RADIATION	1.35 E5	2.00 E7	85	56,104	TEST		REMARKS:
AGING	40 YRS.	40 YRS.	N/A	56,104,616	TEST & ANAL		

DEFICIENCY RESOLUTION:

FACILITY: LGS UNIT: 1 DOCKET: 50-352 EQRR: 155
PREPARED BY: FMV DATE: 03/08/84 REVISION DATE: 03/08/84
REVIEWED BY: WJB DATE: 03/08/84

SYSTEM: DRYWELL HVAC
PLANT ID: FE-77-105A
COMPONENT: FLOW ELEMENT
ASSOC COMP: N/A
ASSOC COMP: N/A
MANUFACTU: FLUID COMPONENTS
ASSOC MANF: N/A
ASSOC MANF: N/A
SERVICE: DRYWELL UNIT COOLER 1AV212.

ACCY: SPEC: REPEAT..5%-1%
DEMON: REPEAT..5%-1%
REF: FCI BULLETIN 12-63/3
MODEL NO.: 12-64-4R
ASSOC M/N: N/A
ASSOC M/N: N/A
SERIAL NO:
ASSOC S/N: N/A
ASSOC S/N: N/A

LOCATION: PRI CONT/ZONE 4
RACK/PANEL: N/A
ASSOC. DWG: LOC: M-1104
P&ID: M-77
P.O. NO: M-66 S/C

FUNCTION: PROVIDES SIGNAL TO FSL-77-105A FOR CONTROL OF UNIT COOLER FAN MOTOR 1A1V212. REQUIRED FOR LOCA ONLY.

SUBMERGENCE: N/A
CHEMICAL SPRAY: DEMIN. WATER

PARAMETER	ENVIRONMENT		DOCUMENTATION REFERENCE		QUALIFICATION	OUTSTANDING ITEMS	INTERFACES:
	SPECIFICATION	QUALIFICATION	SPECIFICATION	QUALIFICATION	METHOD		
OPERATING TIME	180 DAYS	180 DAYS	546	162	TEST & ANAL.		
TEMPERATURE (F)	330	355	85	162	TEST & ANAL.		MAINTENANCE REQUIREMENTS: CHECK CALIBRATION OF RELAY SWITCHING VOLTAGE EVERY 18 MONTHS.
PRESSURE (PSIA)	58.7	69.7	85	162	TEST		
RELATIVE HUMIDITY (%)	100	100	85	162	TEST		
RADIATION	6.39 E7	6.85 E7	85	162	TEST		REMARKS:
AGING	40 YRS.	40 YRS.	N/A	162	TEST & ANAL.		

DEFICIENCY RESOLUTION:

FACILITY: LGS UNIT: 1 DOCKET: 50-352 EQRR: 155

PREPARED BY: FMV DATE: 03/08/84 REVISION DATE: 03/08/84

REVIEWED BY: WJB DATE: 03/08/84

SYSTEM: DRYWELL HVAC

PLANT ID: FE-77-105B

COMPONENT: FLOW ELEMENT
ASSOC COMP: N/A
ASSOC COMP: N/A

MANUFACTU: FLUID COMPONENTS
ASSOC MANF: N/A
ASSOC MANF: N/A

SERVICE: DRYWELL UNIT COOLER 1BV212.

FUNCTION: PROVIDES SIGNAL TO FSL-77-105B FOR CONTROL OF UNIT COOLER FAN MOTOR 1B1V212. REQUIRED FOR LOCA ONLY.

ACCY: SPEC: REPEAT..5%-1%
DEMON: REPEAT..5%-1%
REF: FCI BULLETIN 12-63/3

MODEL NO.: 12-64-4R
ASSOC M/N: N/A
ASSOC M/N: N/A

SERIAL NO:
ASSOC S/N: N/A
ASSOC S/N: N/A

LOCATION: PRI CONT/ZONE 4

RACK/PANEL: N/A

ASSOC. DWG: LOC: M-1104
P&ID: M-77

P.O. NO: M-66 S/C

SUBMERGENCE: N/A

CHEMICAL SPRAY: DEMIN. WATER

PARAMETER	ENVIRONMENT		DOCUMENTATION REFERENCE		QUALIFICATION	OUTSTANDING ITEMS	INTERFACES:
	SPECIFICATION	QUALIFICATION	SPECIFICATION	QUALIFICATION	METHOD		
OPERATING TIME	180 DAYS	180 DAYS	546	162	TEST & ANAL.		
TEMPERATURE (F)	330	355	85	162	TEST & ANAL.		MAINTENANCE REQUIREMENTS: CHECK CALIBRATION OF RELAY SWITCHING VOLTAGE EVERY 18 MONTHS.
PRESSURE (PSIA)	58.7	69.7	85	162	TEST		
RELATIVE HUMIDITY (%)	100	100	85	162	TEST		
RADIATION	6.39 E7	6.85 E7	85	162	TEST		REMARKS:
AGING	40 YRS.	40 YRS.	N/A	162	TEST & ANAL.		

DEFICIENCY RESOLUTION:

FACILITY: LGS UNIT: 1 DOCKET: 50-352 EQRR: 155
PREPARED BY: FMV DATE: 03/08/84 REVISION DATE: 03/08/84
REVIEWED BY: WJB DATE: 03/08/84

SYSTEM: DRYWELL HVAC
PLANT ID: FE-77-105C
COMPONENT: FLOW ELEMENT
ASSOC COMP: N/A
ASSOC COMP: N/A
MANUFACTU: FLUID COMPONENTS
ASSOC MANF: N/A
ASSOC MANF: N/A

ACCY: SPEC: REPEAT..5%-1%
DEMON: REPEAT..5%-1%
REF: FCI BULLETIN 12-63/3
MODEL NO.: 12-64-4R
ASSOC M/N: N/A
ASSOC M/N: N/A
SERIAL NO:
ASSOC S/N: N/A
ASSOC S/N: N/A

LOCATION: PRI CONT/ZONE 4
RACK/PANEL: N/A
ASSOC. DWG: LOC: M-1105
P&ID: M-77

SERVICE: DRYWELL UNIT COOLER 1CV212.

P.O. NO: M-66 S/C

FUNCTION: PROVIDES SIGNAL TO FSL-77-105C FOR CONTROL OF UNIT COOLER FAN MOTOR 1C1V212. NO ACTIVE POST LOCA SAFETY FUNCTION. FED FROM CLASS 1E POWER.

SUBMERGENCE: N/A

CHEMICAL SPRAY: DEMIN. WATER

PARAMETER	ENVIRONMENT		DOCUMENTATION REFERENCE		QUALIFICATION	OUTSTANDING ITEMS	INTERFACES:
	SPECIFICATION	QUALIFICATION	SPECIFICATION	QUALIFICATION	METHOD		
OPERATING TIME	180 DAYS	180 DAYS	546	162	TEST & ANAL.		
TEMPERATURE (F)	330	355	85	162	TEST & ANAL.		MAINTENANCE REQUIREMENTS: CHECK CALIBRATION OF RELAY SWITCHING VOLTAGE EVERY 18 MONTHS.
PRESSURE (PSIA)	58.7	69.7	85	162	TEST		
RELATIVE HUMIDITY (%)	100	100	85	162	TEST		
RADIATION	6.39 E7	6.85 E7	85	162	TEST		REMARKS: PER REFERENCE 546 AND REV. 5 OF P&ID M-77.
AGING	40 YRS.	40 YRS.	N/A	162	TEST & ANAL.		

DEFICIENCY RESOLUTION:

FACILITY: LGS UNIT: 1 DOCKET: 50-352 EQRR: 155
PREPARED BY: FMV DATE: 03/08/84 REVISION DATE: 03/08/84
REVIEWED BY: WJB DATE: 03/08/84

SYSTEM: DRYWELL HVAC
PLANT ID: FE-77-105D
COMPONENT: FLOW ELEMENT
ASSOC COMP: N/A
ASSOC COMP: N/A
MANUFACTU: FLUID COMPONENTS
ASSOC MANF: N/A
ASSOC MANF: N/A

ACCY: SPEC: REPEAT..5%-1%
DEMON: REPEAT..5%-1%
REF: FCI BULLETIN 12-63/3
MODEL NO.: 12-64-4R
ASSOC M/N: N/A
ASSOC M/N: N/A
SERIAL NO:
ASSOC S/N: N/A
ASSOC S/N: N/A

LOCATION: PRI CONT/ZONE 4
RACK/PANEL: N/A
ASSOC. DWG: LOC: M-1105
P&ID: M-77

SERVICE: DRYWELL UNIT COOLER 1DV212.

P.O. NO: M-66 S/C

FUNCTION: PROVIDES SIGNAL TO FSL-77-105D FOR CONTROL OF UNIT COOLER FAN MOTOR 1D1V212.
NO ACTIVE POST LOCA SAFETY FUNCTION. FED FROM CLASS 1E POWER.

SUBMERGENCE: N/A

CHEMICAL SPRAY: DEMIN. WATER

PARAMETER	ENVIRONMENT		DOCUMENTATION REFERENCE		QUALIFICATION	OUTSTANDING ITEMS	INTERFACES:
	SPECIFICATION	QUALIFICATION	SPECIFICATION	QUALIFICATION	METHOD		
OPERATING TIME	180 DAYS	180 DAYS	546	162	TEST & ANAL.		
TEMPERATURE (F)	330	355	85	162	TEST & ANAL.		MAINTENANCE REQUIREMENTS: CHECK CALIBRATION OF RELAY SWITCHING VOLTAGE EVERY 18 MONTHS.
PRESSURE (PSIA)	58.7	69.7	85	162	TEST		
RELATIVE HUMIDITY (%)	100	100	85	162	TEST		
RADIATION	6.39 E7	6.85 E7	85	162	TEST		REMARKS: PER REFERENCE 546 AND REV. 5 OF P&ID M-77.
AGING	40 YRS.	40 YRS.	N/A	162	TEST & ANAL.		

DEFICIENCY RESOLUTION:

FACILITY: LGS UNIT: 1 DOCKET: 50-352 EQRR: 155

PREPARED BY: FMV DATE: 03/08/84 REVISION DATE: 03/08/84

REVIEWED BY: WJB DATE: 03/08/84

SYSTEM: DRYWELL HVAC

PLANT ID: FE-77-105E

COMPONENT: FLOW ELEMENT
ASSOC COMP: N/A
ASSOC COMP: N/A

MANUFACTU: FLUID COMPONENTS
ASSOC MANF: N/A
ASSOC MANF: N/A

SERVICE: DRYWELL UNIT COOLER 1EV212.

FUNCTION: PROVIDES SIGNAL TO FSL-77-105E FOR CONTROL OF UNIT COOLER FAN MOTOR 1E1V212. NO ACTIVE POST LOCA SAFETY FUNCTION. FED FROM CLASS 1E POWER.

ACCY: SPEC: REPEAT..5%-1%
DEMON: REPEAT..5%-1%
REF: FCI BULLETIN 12-63/3

MODEL NO.: 12-64-4R
ASSOC M/N: N/A
ASSOC M/N: N/A

SERIAL NO:
ASSOC S/N: N/A
ASSOC S/N: N/A

LOCATION: PRI CONT/ZONE 4

RACK/PANEL: N/A

ASSOC. DNG: LOC: M-1104
P&ID: M-77

P.O. NO: M-66 S/C

SUBMERGENCE: N/A

CHEMICAL SPRAY: DEMIN. WATER

PARAMETER	ENVIRONMENT		DOCUMENTATION REFERENCE		QUALIFICATION	OUTSTANDING ITEMS	INTERFACES:
	SPECIFICATION	QUALIFICATION	SPECIFICATION	QUALIFICATION	METHOD		
OPERATING TIME	180 DAYS	180 DAYS	546	162	TEST & ANAL.		
TEMPERATURE (F)	330	355	85	162	TEST & ANAL.		MAINTENANCE REQUIREMENTS: CHECK CALIBRATION OF RELAY SWITCHING VOLTAGE EVERY 18 MONTHS.
PRESSURE (PSIA)	58.7	69.7	85	162	TEST		
RELATIVE HUMIDITY (%)	100	100	85	162	TEST		
RADIATION	6.39 E7	6.85 E7	85	162	TEST		REMARKS: PER REFERENCE 546 AND REV. 5 OF P&ID M-77.
AGING	40 YRS.	40 YRS.	N/A	162	TEST & ANAL.		

DEFICIENCY RESOLUTION:

FACILITY: LGS UNIT: 1 DOCKET: 50-352 EQRR: 155
PREPARED BY: FMV DATE: 03/08/84 REVISION DATE: 03/08/84
REVIEWED BY: MJB DATE: 03/08/84

SYSTEM: DRYWELL HVAC
ACCY: SPEC: REPEAT..5%-1% LOCATION: PRI CONT/ZONE 4
DEMON: REPEAT..5%-1%
PLANT ID: FE-77-105F REF: FCI BULLETIN 12-63/3 RACK/PANEL: N/A

COMPONENT: FLOW ELEMENT MODEL NO.: 12-64-4R
ASSOC COMP: N/A ASSOC M/N: N/A ASSOC. DWG: LOC: M-1104
ASSOC COMP: N/A ASSOC M/N: N/A P&ID: M-77

MANUFACTU: FLUID COMPONENTS SERIAL NO.
ASSOC MANF: N/A ASSOC S/N: N/A
ASSOC MANF: N/A ASSOC S/N: N/A

SERVICE: DRYWELL UNIT COOLER 1FV212.
P.O. NO: M-66 S/C

FUNCTION: PROVIDES SIGNAL TO FSL-77-105F FOR CONTROL OF
UNIT COOLER FAN MOTOR 1F1V212.
NO ACTIVE POST LOCA SAFETY FUNCTION. FED FROM CLASS 1E POWER.
SUBMERGENCE: N/A
CHEMICAL SPRAY: DEMIN. WATER

PARAMETER	ENVIRONMENT		DOCUMENTATION REFERENCE		QUALIFICATION	OUTSTANDING ITEMS	INTERFACES:
	SPECIFICATION	QUALIFICATION	SPECIFICATION	QUALIFICATION	METHOD		
OPERATING TIME	180 DAYS	180 DAYS	546	162	TEST & ANAL.		
TEMPERATURE (F)	330	355	85	162	TEST & ANAL.		MAINTENANCE REQUIREMENTS: CHECK CALIBRATION OF RELAY SWITCHING VOLTAGE EVERY 18 MONTHS.
PRESSURE (PSIA)	58.7	69.7	85	162	TEST		
RELATIVE HUMIDITY (%)	100	100	85	162	TEST		
RADIATION	6.39 E7	6.85 E7	85	162	TEST		REMARKS: PER REFERENCE 546 AND REV. 5 OF P&ID M-77.
AGING	40 YRS.	40 YRS.	N/A	162	TEST & ANAL.		

DEFICIENCY RESOLUTION:

FACILITY: LGS UNIT: 1 DOCKET: 50-352 EQRR: 155
PREPARED BY: FMV DATE: 03/08/84 REVISION DATE: 03/08/84
REVIEWED BY: WJB DATE: 03/08/84

SYSTEM: DRYWELL HVAC
PLANT ID: FE-77-105G
COMPONENT: FLOW ELEMENT
ASSOC COMP: N/A
ASSOC COMP: N/A
MANUFACTU: FLUID COMPONENTS
ASSOC MANF: N/A
ASSOC MANF: N/A
SERVICE: DRYWELL UNIT COOLER 1GV212.

ACCY: SPEC: REPEAT..5%-1%
DEMON: REPEAT..5%-1%
REF: FCI BULLETIN 12-63/3
MODEL NO.: 12-64-4R
ASSOC M/N: N/A
ASSOC M/N: N/A
SERIAL NO:
ASSOC S/N: N/A
ASSOC S/N: N/A

LOCATION: PRI CONT/ZONE 4
RACK/PANEL: N/A
ASSOC. DWG: LOC: M-1104
P&ID: M-77
P.O. NO: M-66 S/C

FUNCTION: PROVIDES SIGNAL TO FSL-77-105G FOR CONTROL OF UNIT COOLER FAN MOTOR 1G1V212. REQUIRED FOR LOCA ONLY.

SUBMERGENCE: N/A
CHEMICAL SPRAY: DEMIN. WATER

PARAMETER	ENVIRONMENT		DOCUMENTATION REFERENCE		QUALIFICATION	OUTSTANDING ITEMS	INTERFACES:
	SPECIFICATION	QUALIFICATION	SPECIFICATION	QUALIFICATION	METHOD		
OPERATING TIME	180 DAYS	180 DAYS	546	162	TEST & ANAL.		
TEMPERATURE (F)	330	355	85	162	TEST & ANAL.		MAINTENANCE REQUIREMENTS: CHECK CALIBRATION OF RELAY SWITCHING VOLTAGE EVERY 18 MONTHS.
PRESSURE (PSIA)	58.7	69.7	85	162	TEST		
RELATIVE HUMIDITY (%)	100	100	85	162	TEST		
RADIATION	6.39 E7	6.85 E7	85	162	TEST		REMARKS:
AGING	40 YRS.	40 YRS.	N/A	162	TEST & ANAL.		

DEFICIENCY RESOLUTION:

FACILITY: LGS UNIT: 1 DOCKET: 50-352 EQRR: 155
PREPARED BY: FMV DATE: 03/08/84 REVISION DATE: 03/08/84
REVIEWED BY: WJB DATE: 03/08/84

SYSTEM: DRYWELL HVAC
PLANT ID: FE-77-105H
COMPONENT: FLOW ELEMENT
ASSOC COMP: N/A
ASSOC COMP: N/A
MANUFACTU: FLUID COMPONENTS
ASSOC MANF: N/A
ASSOC MANF: N/A
SERVICE: DRYWELL UNIT COOLER 1HV212.

ACCY: SPEC: REPEAT..5%-1%
DEMON: REPEAT..5%-1%
REF: FCI BULLETIN 12-63/3
MODEL NO.: 12-64-4R
ASSOC M/N: N/A
ASSOC M/N: N/A
SERIAL NO:
ASSOC S/N: N/A
ASSOC S/N: N/A

LOCATION: PRI CONT/ZONE 4
RACK/PANEL: N/A
ASSOC. DWG: LOC: M-1104
P&ID: M-77
P.O. NO: M-66 S/C

FUNCTION: PROVIDES SIGNAL TO FSL-77-105H FOR CONTROL OF UNIT COOLER FAN MOTOR 1H1V212. REQUIRED FOR LOCA ONLY.

SUBMERGENCE: N/A
CHEMICAL SPRAY: DEMIN. WATER

PARAMETER	ENVIRONMENT		DOCUMENTATION REFERENCE		QUALIFICATION	OUTSTANDING ITEMS	INTERFACES:
	SPECIFICATION	QUALIFICATION	SPECIFICATION	QUALIFICATION	METHOD		
OPERATING TIME	180 DAYS	180 DAYS	546	162	TEST & ANAL.		
TEMPERATURE (F)	330	355	85	162	TEST & ANAL.		MAINTENANCE REQUIREMENTS: CHECK CALIBRATION OF RELAY SWITCHING VOLTAGE EVERY 18 MONTHS.
PRESSURE (PSIA)	58.7	69.7	85	162	TEST		
RELATIVE HUMIDITY (%)	100	100	85	162	TEST		
RADIATION	6.39 E7	6.85 E7	85	162	TEST		REMARKS:
AGING	40 YRS.	40 YRS.	N/A	162	TEST & ANAL.		

DEFICIENCY RESOLUTION:

FACILITY: LGS UNIT: 1 DOCKET: 50-352 EQRR: 155
PREPARED BY: FMV DATE: 03/03/84 REVISION DATE: 03/08/84
REVIEWED BY: MJB DATE: 03/08/84

SYSTEM: DRYWELL HVAC
ACCY: SPEC: REPEAT..5%-1%
DEMON: REPEAT..5%-1%
REF: FCI BULLETIN 12-63/3
LOCATION: PRI CONT/ZONE 4

PLANT ID: FE-77-106A
RACK/PANEL: N/A

COMPONENT: FLOW ELEMENT
MODEL NO.: 12-64-4R
ASSOC COMP: N/A
ASSOC M/N: N/A
ASSOC. DWG: LOC: M-1104
ASSOC COMP: N/A
ASSOC M/N: N/A
P&ID: M-77

MANUFACTU: FLUID COMPONENTS
SERIAL NO:
ASSOC MANF: N/A
ASSOC S/N: N/A
ASSOC MANF: N/A
ASSOC S/N: N/A

SERVICE: DRYWELL UNIT COOLER 1AV212.
P.O. NO: M-66 S/C

FUNCTION: PROVIDES SIGNAL TO FSL-77-106A FOR CONTROL OF UNIT COOLER FAN MOTOR 1A2V212. REQUIRED FOR LOCA ONLY.
SUBMERGENCE: N/A

CHEMICAL SPRAY: DEMIN. WATER

PARAMETER	ENVIRONMENT		DOCUMENTATION REFERENCE		QUALIFICATION	OUTSTANDING ITEMS	INTERFACES:
	SPECIFICATION	QUALIFICATION	SPECIFICATION	QUALIFICATION	METHOD		
OPERATING TIME	180 DAYS	180 DAYS	546	162	TEST & ANAL.		
TEMPERATURE (F)	330	355	85	162	TEST & ANAL.		MAINTENANCE REQUIREMENTS: CHECK CALIBRATION OF RELAY SWITCHING VOLTAGE EVERY 18 MONTHS.
PRESSURE (PSIA)	58.7	69.7	85	162	TEST		
RELATIVE HUMIDITY (%)	100	100	85	162	TEST		
RADIATION	6.39 E7	6.85 E7	85	162	TEST		REMARKS:
AGING	40 YRS.	40 YRS.	N/A	162	TEST & ANAL.		

DEFICIENCY RESOLUTION:

FACILITY: LGS UNIT: 1 DOCKET: 50-352 EQRR: 155

PREPARED BY: FMV DATE: 03/08/84 REVISION DATE: 03/08/84

REVIEWED BY: WJB DATE: 03/08/84

SYSTEM: DRYWELL HVAC

ACCY: SPEC: REPEAT..5%-1%
DEMON: REPEAT..5%-1%
REF: FCI BULLETIN 12-63/3

LOCATION: PRI CONT/ZONE 4

PLANT ID: FE-77-106B

RACK/PANEL: N/A

COMPONENT: FLOW ELEMENT
ASSOC COMP: N/A
ASSOC COMP: N/A

MODEL NO.: 12-64-4R
ASSOC M/N: N/A
ASSOC M/N: N/A

ASSOC. DWG: LOC: M-1105
P&ID: M-77

MANUFACTU: FLUID COMPONENTS
ASSOC MANF: N/A
ASSOC MANF: N/A

SERIAL NO:
ASSOC S/N: N/A
ASSOC S/N: N/A

SERVICE: DRYWELL UNIT COOLER 1BV212.

P.O. NO: M-66 S/C

FUNCTION: PROVIDES SIGNAL TO FSL-77-106B FOR CONTROL OF UNIT COOLER FAN MOTOR 1B2V212. REQUIRED FOR LOCA ONLY.

SUBMERGENCE: N/A

CHEMICAL SPRAY: DEMIN. WATER

PARAMETER	ENVIRONMENT		DOCUMENTATION REFERENCE		QUALIFICATION	OUTSTANDING ITEMS	INTERFACES:
	SPECIFICATION	QUALIFICATION	SPECIFICATION	QUALIFICATION	METHOD		
OPERATING TIME	180 DAYS	180 DAYS	546	162	TEST & ANAL.		
TEMPERATURE (F)	330	355	85	162	TEST & ANAL.		MAINTENANCE REQUIREMENTS: CHECK CALIBRATION OF RELAY SWITCHING VOLTAGE EVERY 18 MONTHS.
PRESSURE (PSIA)	58.7	69.7	85	162	TEST		
RELATIVE HUMIDITY (%)	100	100	85	162	TEST		
RADIATION	6.39 E7	6.85 E7	85	162	TEST		REMARKS:
AGING	40 YRS.	40 YRS.	N/A	162	TEST & ANAL.		

DEFICIENCY RESOLUTION:

FACILITY: LGS UNIT: 1 DOCKET: 50-352 EQRR: 155
PREPARED BY: FMV DATE: 03/08/84 REVISION DATE: 03/08/84
REVIEWED BY: WJB DATE: 03/08/84

SYSTEM: DRYWELL HVAC
PLANT ID: FE-77-106C
ACCY: SPEC: REPEAT..5%-1%
DEMON: REPEAT..5%-1%
REF: FCI BULLETIN 12-63/3
LOCATION: PRI CONT/ZONE 4
RACK/PANEL: N/A

COMPONENT: FLOW ELEMENT
ASSOC COMP: N/A
ASSOC COMP: N/A
MODEL NO.: 12-64-4R
ASSOC M/N: N/A
ASSOC M/N: N/A
ASSOC. DWG: LOC: M-1105
P&ID: M-77

MANUFACTU: FLUID COMPONENTS
ASSOC MANF: N/A
ASSOC MANF: N/A
SERIAL NO:
ASSOC S/N: N/A
ASSOC S/N: N/A

SERVICE: DRYWELL UNIT COOLER 1CV212.
P.O. NO: M-66 S/C

FUNCTION: PROVIDES SIGNAL TO FSL-77-106C FOR CONTROL OF UNIT COOLER FAN MOTOR 1C2V212. NO ACTIVE POST LOCA SAFETY FUNCTION. FED FROM CLASS 1E POWER.
SUBMERGENCE: N/A
CHEMICAL SPRAY: DEMIN. WATER

PARAMETER	ENVIRONMENT		DOCUMENTATION REFERENCE		QUALIFICATION	OUTSTANDING ITEMS	INTERFACES:
	SPECIFICATION	QUALIFICATION	SPECIFICATION	QUALIFICATION	METHOD		
OPERATING TIME	180 DAYS	180 DAYS	546	162	TEST & ANAL.		
TEMPERATURE (F)	330	355	85	162	TEST & ANAL.		MAINTENANCE REQUIREMENTS: CHECK CALIBRATION OF RELAY SWITCHING VOLTAGE EVERY 18 MONTHS.
PRESSURE (PSIA)	58.7	69.7	85	162	TEST		
RELATIVE HUMIDITY (%)	100	100	85	162	TEST		
RADIATION	6.39 E7	6.85 E7	85	162	TEST		REMARKS: PER REFERENCE 546 AND REV. 5 OF P&ID M-77.
AGING	40 YRS.	40 YRS.	N/A	162	TEST & ANAL.		

DEFICIENCY RESOLUTION:

FACILITY: LGS UNIT: 1 DOCKET: 50-352 EQRR: 155

PREPARED BY: FMV DATE: 03/08/84 REVISION DATE: 03/08/84

REVIEWED BY: MJB DATE: 03/08/84

SYSTEM: DRYWELL HVAC

ACCY: SPEC: REPEAT..5%-1%
DEMON: REPEAT..5%-1%
REF: FCI BULLETIN 12-63/3

LOCATION: PRI CONT/ZONE 4

PLANT ID: FE-77-106D

RACK/PANEL: N/A

COMPONENT: FLOW ELEMENT
ASSOC COMP: N/A
ASSOC COMP: N/A

MODEL NO.: 12-64-4R
ASSOC M/N: N/A
ASSOC M/N: N/A

ASSOC. DNG: LOC: M-1105
P&ID: M-77

MANUFACTU: FLUID COMPONENTS
ASSOC MANF: N/A
ASSOC MANF: N/A

SERIAL NO:
ASSOC S/N: N/A
ASSOC S/N: N/A

SERVICE: DRYWELL UNIT COOLER 1DV212.

P.O. NO: M-66 S/C

FUNCTION: PROVIDES SIGNAL TO FSL-77-106D FOR CONTROL OF UNIT COOLER FAN MOTOR 1D2V212. NO ACTIVE POST LOCA SAFETY FUNCTION. FED FROM CLASS 1E POWER.

SUBMERGENCE: N/A

CHEMICAL SPRAY: DEMIN. WATER

PARAMETER	ENVIRONMENT		DOCUMENTATION REFERENCE		QUALIFICATION	OUTSTANDING ITEMS	INTERFACES:
	SPECIFICATION	QUALIFICATION	SPECIFICATION	QUALIFICATION	METHOD		
OPERATING TIME	180 DAYS	180 DAYS	546	162	TEST & ANAL.		
TEMPERATURE (F)	330	355	85	162	TEST & ANAL.		MAINTENANCE REQUIREMENTS: CHECK CALIBRATION OF RELAY SWITCHING VOLTAGE EVERY 18 MONTHS.
PRESSURE (PSIA)	58.7	69.7	85	162	TEST		
RELATIVE HUMIDITY (%)	100	100	85	162	TEST		
RADIATION	6.39 E7	6.85 E7	85	162	TEST		REMARKS: PER REFERENCE 546 AND REV. 5 OF P&ID M-77.
AGING	40 YRS.	40 YRS.	N/A	162	TEST & ANAL.		

DEFICIENCY RESOLUTION:

FACILITY: LGS UNIT: 1 DOCKET: 50-352 EQRR: 155

PREPARED BY: FMV DATE: 03/06/84 REVISION DATE: 03/08/84

REVIEWED BY: MJB DATE: 03/05/84

SYSTEM: DRYWELL HVAC

ACCY: SPEC: REPEAT..5%-1%
DEMON: REPEAT..5%-1%
REF: FCI BULLETIN 12-63/3

LOCATION: PRI CONT/ZONE 4

PLANT ID: FE-77-106E

RACK/PANEL: N/A

COMPONENT: FLOW ELEMENT
ASSOC COMP: N/A
ASSOC COMP: N/A

MODEL NO.: 12-64-4R
ASSOC M/N: N/A
ASSOC M/N: N/A

ASSOC. DWG: LOC: M-1104
P&ID: M-77

MANUFACTU: FLUID COMPONENTS
ASSOC MANF: N/A
ASSOC MANF: N/A

SERIAL NO:
ASSOC S/N: N/A
ASSOC S/N: N/A

SERVICE: DRYWELL UNIT COOLER 1EV212.

P.O. NO: M-66 S/C

FUNCTION: PROVIDES SIGNAL TO FSL-77-106E FOR CONTROL OF UNIT COOLER FAN MOTOR 1E2V212. NO ACTIVE POST LOCA SAFETY FUNCTION. FED FROM CLASS 1E POWER.

SUBMERGENCE: N/A

CHEMICAL SPRAY: DEMIN. WATER

PARAMETER	ENVIRONMENT		DOCUMENTATION REFERENCE		QUALIFICATION	OUTSTANDING ITEMS	INTERFACES:
	SPECIFICATION	QUALIFICATION	SPECIFICATION	QUALIFICATION	METHOD		
OPERATING TIME	180 DAYS	180 DAYS	546	162	TEST & ANAL.		
TEMPERATURE (F)	330	355	85	162	TEST & ANAL.		MAINTENANCE REQUIREMENTS: CHECK CALIBRATION OF RELAY SWITCHING VOLTAGE EVERY 18 MONTHS.
PRESSURE (PSIA)	58.7	69.7	85	162	TEST		
RELATIVE HUMIDITY (%)	100	100	85	162	TEST		
RADIATION	6.39 E7	6.85 E7	85	162	TEST		REMARKS: PER REFERENCE 546 AND REV. 5 OF P&ID M-77.
AGING	40 YRS.	40 YRS.	N/A	162	TEST & ANAL.		

DEFICIENCY RESOLUTION:

FACILITY: LGS UNIT: 1 DOCKET: 50-352 EQRR: 155

PREPARED BY: FMV DATE: 03/08/84 REVISION DATE: 03/08/84

REVIEWED BY: MJB DATE: 03/08/84

SYSTEM: DRYWELL HVAC

PLANT ID: FE-77-106F

COMPONENT: FLOW ELEMENT
ASSOC COMP: N/A
ASSOC COMP: N/A

MANUFACTU: FLUID COMPONENTS
ASSOC MANF: N/A
ASSOC MANF: N/A

SERVICE: DRYWELL UNIT COOLER 1FV212.

FUNCTION: PROVIDES SIGNAL TO FSL-77-106F FOR CONTROL OF UNIT COOLER FAN MOTOR 1F2V212. NO ACTIVE POST LOCA SAFETY FUNCTION. FED FROM CLASS 1E POWER.

ACCY: SPEC: REPEAT..5%-1%
DEMON: REPEAT..5%-1%
REF: FCI BULLETIN 12-63/3

MODEL NO.: 12-64-4R
ASSOC M/N: N/A
ASSOC M/N: N/A

SERIAL NO:
ASSOC S/N: N/A
ASSOC S/N: N/A

LOCATION: PRI CONT/ZONE 4

RACK/PANEL: N/A

ASSOC. DWG: LOC: M-1104
P&ID: M-77

P.O. NO: M-66 S/C

SUBMERGENCE: N/A

CHEMICAL SPRAY: DEMIN. WATER

PARAMETER	ENVIRONMENT		DOCUMENTATION REFERENCE		QUALIFICATION	OUTSTANDING ITEMS
	SPECIFICATION	QUALIFICATION	SPECIFICATION	QUALIFICATION	METHOD	
OPERATING TIME	180 DAYS	180 DAYS	546	162	TEST & ANAL.	
TEMPERATURE (F)	330	355	85	162	TEST & ANAL.	
PRESSURE (PSIA)	58.7	69.7	85	162	TEST	
RELATIVE HUMIDITY (%)	100	100	85	162	TEST	
RADIATION	6.39 E7	6.85 E7	85	162	TEST	
AGING	40 YRS.	40 YRS.	N/A	162	TEST & ANAL.	

INTERFACES:

MAINTENANCE REQUIREMENTS:
CHECK CALIBRATION OF RELAY SWITCHING VOLTAGE EVERY 18 MONTHS.

REMARKS:
PER REFERENCE 546 AND REV. 5 OF P&ID M-77.

DEFICIENCY RESOLUTION:

FACILITY: LGS UNIT: 1 DOCKET: 50-352 EQRR: 155

PREPARED BY: FMV DATE: 03/08/84 REVISION DATE: 03/08/84

REVIEWED BY: WJB DATE: 03/08/84

SYSTEM: DRYWELL HVAC

PLANT ID: FE-77-106G

COMPONENT: FLOW ELEMENT
ASSOC COMP: N/A
ASSOC COMP: N/A

MANUFACTU: FLUID COMPONENTS
ASSOC MANF: N/A
ASSOC MANF: N/A

SERVICE: DRYWELL UNIT COOLER 1GV212.

FUNCTION: PROVIDES SIGNAL TO FSL-77-106G FOR CONTROL OF UNIT COOLER FAN MOTOR 1G2V212. REQUIRED FOR LOCA ONLY.

ACCY: SPEC: REPEAT..5%-1%
DEMON: REPEAT..5%-1%
REF: FCI BULLETIN 12-63/3

MODEL NO.: 12-64-4R
ASSOC M/N: N/A
ASSOC M/N: N/A

SERIAL NO:
ASSOC S/N: N/A
ASSOC S/N: N/A

LOCATION: PRI CONT/ZONE 4

RACK/PANEL: N/A

ASSOC. DNG: LOC: M-1104
P&ID: M-77

P.O. NO: M-66 S/C

SUBMERGENCE: N/A

CHEMICAL SPRAY: DEMIN. WATER

PARAMETER	ENVIRONMENT		DOCUMENTATION REFERENCE		QUALIFICATION	OUTSTANDING ITEMS	INTERFACES:
	SPECIFICATION	QUALIFICATION	SPECIFICATION	QUALIFICATION	METHOD		
OPERATING TIME	180 DAYS	180 DAYS	546	162	TEST & ANAL.		
TEMPERATURE (F)	330	355	85	162	TEST & ANAL.		MAINTENANCE REQUIREMENTS: CHECK CALIBRATION OF RELAY SWITCHING VOLTAGE EVERY 18 MONTHS.
PRESSURE (PSIA)	58.7	69.7	85	162	TEST		
RELATIVE HUMIDITY (%)	100	100	85	162	TEST		
RADIATION	6.39 E7	6.85 E7	85	162	TEST		REMARKS:
AGING	40 YRS.	40 YRS.	N/A	162	TEST & ANAL.		

DEFICIENCY RESOLUTION:

PREPARED BY: FMV DATE: 03/08/84 REVISION DATE: 03/08/84

FACILITY: LGS UNIT: 1 DOCKET: 50-352 EQRR: 155

REVIEWED BY: MJB DATE: 03/08/84

SYSTEM: DRYWELL HVAC

PLANT ID: FE-77-106H

COMPONENT: FLOW ELEMENT
ASSOC COMP: N/A
ASSOC COMP: N/A

MANUFACTU: FLUID COMPONENTS
ASSOC MANF: N/A
ASSOC MANF: N/A

SERVICE: DRYWELL UNIT COOLER 1HV212.

FUNCTION: PROVIDES SIGNAL TO FSL-77-106H FOR CONTROL OF UNIT COOLER FAN MOTOR 1H2V212. REQUIRED FOR LOCA ONLY.

ACCY: SPEC: REPEAT..5%-1%
DEMON: REPEAT..5%-1%
REF: FCI BULLETIN 12-63/3

MODEL NO.: 12-64-4R
ASSOC M/N: N/A
ASSOC M/N: N/A

SERIAL NO:
ASSOC S/N: N/A
ASSOC S/N: N/A

LOCATION: PRI CONT/ZONE 4

RACK/PANEL: N/A

ASSOC. DWG: LOC: M-1104
P&ID: M-77

P.O. NO: M-66 S/C

SUBMERGENCE: N/A

CHEMICAL SPRAY: DEMIN. WATER

PARAMETER	ENVIRONMENT		DOCUMENTATION REFERENCE		QUALIFICATION	OUTSTANDING ITEMS	INTERFACES:
	SPECIFICATION	QUALIFICATION	SPECIFICATION	QUALIFICATION	METHOD		
OPERATING TIME	180 DAYS	180 DAYS	546	162	TEST & ANAL.		
TEMPERATURE (F)	330	355	85	162	TEST & ANAL.		MAINTENANCE REQUIREMENTS: CHECK CALIBRATION OF RELAY SWITCHING VOLTAGE EVERY 18 MONTHS.
PRESSURE (PSIA)	58.7	69.7	85	162	TEST		
RELATIVE HUMIDITY (%)	100	100	85	162	TEST		
RADIATION	6.39 E7	6.85 E7	85	162	TEST		REMARKS:
AGING	40 YRS.	40 YRS.	N/A	162	TEST & ANAL.		

DEFICIENCY RESOLUTION:

PREPARED BY: FMV DATE: 03/09/84 REVISION DATE: 03/09/84

FACILITY: LGS UNIT: 1 DOCKET: 50-352 EQRR: 155

REVIEWED BY: MJB DATE: 03/09/84

SYSTEM: DRYWELL HVAC

PLANT ID: FSL-77-105A

COMPONENT: FLOW SWITCH
ASSOC COMP: N/A
ASSOC COMP: N/A

MANUFACTU: FLUID COMPONENTS
ASSOC MANF: N/A
ASSOC MANF: N/A

SERVICE: DRYWELL UNIT COOLER 1AV212.

FUNCTION: PROVIDES SIGNAL TO KS-77-105A FOR CONTROL OF UNIT COOLER FAN MOTOR 1A1V212. REQUIRED FOR LOCA ONLY.

ACCY: SPEC: REPEAT..5%-1%
DEMON: REPEAT..5%-1%
REF: FCI BULLETIN 12-63/3

MODEL NO.: 12-64-4R
ASSOC M/N: N/A
ASSOC M/N: N/A

SERIAL NO:
ASSOC S/N: N/A
ASSOC S/N: N/A

LOCATION: ROOM 402

RACK/PANEL: 10C234

ASSOC. DWG: LOC: M-1084
P&ID: M-77
ELEC: E-686 (SHEET 15)
E-476

P.O. NO: M-66 S/C

SUBMERGENCE: N/A

CHEMICAL SPRAY: N/A

PARAMETER	ENVIRONMENT		DOCUMENTATION REFERENCE		QUALIFICATION	OUTSTANDING ITEMS	INTERFACES:
	SPECIFICATION	QUALIFICATION	SPECIFICATION	QUALIFICATION	METHOD		
OPERATING TIME	180 DAYS	180 DAYS	546	162	TEST & ANAL.		
TEMPERATURE (F)	120	120	85	162	TEST & ANAL.		MAINTENANCE REQUIREMENTS: CHECK CALIBRATION OF RELAY SWITCHING VOLTAGE EVERY 18 MONTHS.
PRESSURE (PSIA)	14.7	14.7	85	162	TEST		
RELATIVE HUMIDITY (%)	90	90	85	162	TEST		
RADIATION	4.19 E6	1.0 E7	85	162	TEST		REMARKS:
AGING	40 YRS.	40 YRS.	N/A	162	TEST & ANAL.		

DEFICIENCY RESOLUTION:

PREPARED BY: FMV DATE: 03/09/84 REVISION DATE: 03/09/84

FACILITY: LGS UNIT: 1 DOCKET: 50-352 EQRR: 155

REVIEWED BY: WJB DATE: 03/09/84

SYSTEM: DRYWELL HVAC

PLANT ID: FSL-77-105B

COMPONENT: FLOW SWITCH
ASSOC COMP: N/A
ASSOC COMP: N/A

MANUFACTU: FLUID COMPONENTS
ASSOC MANF: N/A
ASSOC MANF: N/A

SERVICE: DRYWELL UNIT COOLER 1BV212.

FUNCTION: PROVIDES SIGNAL TO KS-77-105B FOR CONTROL OF UNIT COOLER FAN MOTOR 1B1V212. REQUIRED FOR LOCA ONLY.

ACCY: SPEC: REPEAT..5%-1%
DEMON: REPEAT..5%-1%
REF: FCI BULLETIN 12-63/3

MODEL NO.: 12-64-4R
ASSOC M/N: N/A
ASSOC M/N: N/A

SERIAL NO:
ASSOC S/N: N/A
ASSOC S/N: N/A

LOCATION: ROOM 402

RACK/PANEL: 10C234

ASSOC. DMG: LOC: M-1084
P&ID: M-77
ELEC: E-686 (SHEET 15)
E-476

P.O. NO: M-66 S/C

SUBMERGENCE: N/A

CHEMICAL SPRAY: N/A

PARAMETER	ENVIRONMENT		DOCUMENTATION REFERENCE		QUALIFICATION	OUTSTANDING ITEMS	INTERFACES:
	SPECIFICATION	QUALIFICATION	SPECIFICATION	QUALIFICATION	METHOD		
OPERATING TIME	180 DAYS	180 DAYS	546	162	TEST & ANAL.		
TEMPERATURE (F)	120	120	85	162	TEST & ANAL.		MAINTENANCE REQUIREMENTS: CHECK CALIBRATION OF RELAY SWITCHING VOLTAGE EVERY 18 MONTHS.
PRESSURE (PSIA)	14.7	14.7	85	162	TEST		
RELATIVE HUMIDITY (%)	90	90	85	162	TEST		
RADIATION	4.19 E6	1.0 E7	85	162	TEST		REMARKS:
AGING	40 YRS.	40 YRS.	N/A	162	TEST & ANAL.		

DEFICIENCY RESOLUTION:

FACILITY: LGS UNIT: 1 DOCKET: 50-352 EQRR: 155
PREPARED BY: FMV DATE: 03/09/84 REVISION DATE: 03/09/84
REVIEWED BY: WJB DATE: 03/09/84

SYSTEM: DRYWELL HVAC
PLANT ID: FSL-77-105C
COMPONENT: FLOW SWITCH
ASSOC COMP: N/A
ASSOC COMP: N/A
MANUFACTU: FLUID COMPONENTS
ASSOC MANF: N/A
ASSOC MANF: N/A

ACCY: SPEC: REPEAT..5%-1%
DEMON: REPEAT..5%-1%
REF: FCI BULLETIN 12-63/3
MODEL NO.: 12-64-4R
ASSOC M/N: N/A
ASSOC M/N: N/A
SERIAL NO:
ASSOC S/N: N/A
ASSOC S/N: N/A

LOCATION: ROOM 402
RACK/PANEL: 10C234
ASSOC. DWG: LOC: M-1034
P&ID: M-77
ELEC: E-686 (SHEET 15)
E-476

SERVICE: DRYWELL UNIT COOLER 1CV212.

P.O. NO: M-66 S/C

FUNCTION: PROVIDES SIGNAL TO KS-77-105C FOR CONTROL OF UNIT COOLER FAN MOTOR 1C1V212.
NO ACTIVE POST LOCA SAFETY FUNCTION. FED FROM CLASS 1E POWER.

SUBMERGENCE: N/A

CHEMICAL SPRAY: N/A

PARAMETER	ENVIRONMENT		DOCUMENTATION REFERENCE		QUALIFICATION	OUTSTANDING ITEMS	INTERFACES:
	SPECIFICATION	QUALIFICATION	SPECIFICATION	QUALIFICATION	METHOD		
OPERATING TIME	180 DAYS	180 DAYS	546	162	TEST & ANAL.		
TEMPERATURE (F)	120	120	85	162	TEST & ANAL.		MAINTENANCE REQUIREMENTS: CHECK CALIBRATION OF RELAY SWITCHING VOLTAGE EVERY 18 MONTHS.
PRESSURE (PSIA)	14.7	14.7	85	162	TEST		
RELATIVE HUMIDITY (%)	90	90	85	162	TEST		
RADIATION	4.19 E6	1.0 E7	85	162	TEST		REMARKS: PER REFERENCE 546 AND REV. 5 OF P&ID M-77.
AGING	40 YRS.	40 YRS.	N/A	162	TEST & ANAL.		

DEFICIENCY RESOLUTION:

FACILITY: LGS UNIT: 1 DOCKET: 50-352 EQRR: 155
PREPARED BY: FMV DATE: 03/09/84 REVISION DATE: 03/09/84
REVIEWED BY: WJB DATE: 03/09/84

SYSTEM: DRYWELL HVAC
PLANT ID: FSL-77-105D
COMPONENT: FLOW SWITCH
ASSOC COMP: N/A
ASSOC COMP: N/A
MANUFACTU: FLUID COMPONENTS
ASSOC MANF: N/A
ASSOC MANF: N/A
SERVICE: DRYWELL UNIT COOLER 1DV212.

ACCY: SPEC: REPEAT..5%-1%
DEMON: REPEAT..5%-1%
REF: FCI BULLETIN 12-63/3
MODEL NO.: 12-64-4R
ASSOC M/N: N/A
ASSOC M/N: N/A
SERIAL NO:
ASSOC S/N: N/A
ASSOC S/N: N/A

LOCATION: ROOM 402
RACK/PANEL: 10C234
ASSOC. DWG: LOC: M-1084
P&ID: M-77
ELEC: E-686 (SHEET 15)
E-476
P.O. NO: M-66 S/C

FUNCTION: PROVIDES SIGNAL TO KS-77-105D FOR CONTROL OF UNIT COOLER FAN MOTOR 1D1V212. NO ACTIVE POST LOCA SAFETY FUNCTION. FED FROM CLASS 1E POWER.

SUBMERGENCE: N/A
CHEMICAL SPRAY: N/A

PARAMETER	ENVIRONMENT		DOCUMENTATION REFERENCE		QUALIFICATION	OUTSTANDING ITEMS	INTERFACES:
	SPECIFICATION	QUALIFICATION	SPECIFICATION	QUALIFICATION	METHOD		
OPERATING TIME	180 DAYS	180 DAYS	546	162	TEST & ANAL.		
TEMPERATURE (F)	120	120	85	162	TEST & ANAL.		MAINTENANCE REQUIREMENTS: CHECK CALIBRATION OF RELAY SWITCHING VOLTAGE EVERY 18 MONTHS.
PRESSURE (PSIA)	14.7	14.7	85	162	TEST		
RELATIVE HUMIDITY (%)	90	90	85	162	TEST		
RADIATION	4.19 E6	1.0 E7	85	162	TEST		REMARKS: PER REFERENCE 546 AND REV. 5 OF P&ID M-77.
AGING	40 YRS.	40 YRS.	N/A	162	TEST & ANAL.		

DEFICIENCY RESOLUTION:

FACILITY: LGS UNIT: 1 DOCKET: 50-352 EQRR: 155

PREPARED BY: FMV DATE: 03/09/84 REVISION DATE: 03/09/84

REVIEWED BY: WJB DATE: 03/09/84

SYSTEM: DRYWELL HVAC

PLANT ID: FSL-77-105E

COMPONENT: FLOW SWITCH
ASSOC COMP: N/A
ASSOC COMP: N/A

MANUFACTU: FLUID COMPONENTS
ASSOC MANF: N/A
ASSOC MANF: N/A

SERVICE: DRYWELL UNIT COOLER 1EV212.

FUNCTION: PROVIDES SIGNAL TO KS-77-105E FOR CONTROL OF UNIT COOLER FAN MOTOR 1E1V212. NO ACTIVE POST LOCA SAFETY FUNCTION. FED FROM CLASS 1E POWER.

ACCY: SPEC: REPEAT..5%-1%
DEMON: REPEAT..5%-1%
REF: FCI BULLETIN 12-63/3

MODEL NO.: 12-64-4R
ASSOC M/N: N/A
ASSOC M/N: N/A

SERIAL NO:
ASSOC S/N: N/A
ASSOC S/N: N/A

LOCATION: ROOM 402

RACK/PANEL: 10C234

ASSOC. DWG: LOC: M-1084
P&ID: M-77
ELEC: E-686 (SHEET 15)
E-476

P.O. NO: M-66 S/C

SUBMERGENCE: N/A

CHEMICAL SPRAY: N/A

PARAMETER	ENVIRONMENT		DOCUMENTATION REFERENCE		QUALIFICATION	OUTSTANDING ITEMS	INTERFACES:
	SPECIFICATION	QUALIFICATION	SPECIFICATION	QUALIFICATION	METHOD		
OPERATING TIME	180 DAYS	180 DAYS	546	162	TEST & ANAL.		
TEMPERATURE (F)	120	120	85	162	TEST & ANAL.		MAINTENANCE REQUIREMENTS: CHECK CALIBRATION OF RELAY SWITCHING VOLTAGE EVERY 18 MONTHS.
PRESSURE (PSIA)	14.7	14.7	85	162	TEST		
RELATIVE HUMIDITY (%)	90	90	85	162	TEST		
RADIATION	4.19 E6	1.0 E7	85	162	TEST		REMARKS: PER REFERENCE 546 AND REV. 5 OF P&ID M-77.
AGING	40 YRS.	40 YRS.	N/A	162	TEST & ANAL.		

DEFICIENCY RESOLUTION:

FACILITY: LGS UNIT: 1 DOCKET: 50-352 EQRR: I55

PREPARED BY: FMV DATE: 03/09/84 REVISION DATE: 03/09/84

REVIEWED BY: WJB DATE: 03/09/84

SYSTEM: DRYWELL HVAC

PLANT ID: FSL-77-105F

COMPONENT: FLOW SWITCH
ASSOC COMP: N/A
ASSOC COMP: N/A

MANUFACTU: FLUID COMPONENTS
ASSOC MANF: N/A
ASSOC MANF: N/A

SERVICE: DRYWELL UNIT COOLER 1FV212.

FUNCTION: PROVIDES SIGNAL TO KS-77-105F FOR CONTROL OF UNIT COOLER FAN MOTOR 1F1V212. NO ACTIVE POST LOCA SAFETY FUNCTION. FED FROM CLASS 1E POWER.

ACCY: SPEC: REPEAT..5%-1%
DEMON: REPEAT..5%-1%
REF: FCI BULLETIN 12-63/3

MODEL NO.: 12-64-4R
ASSOC M/N: N/A
ASSOC M/N: N/A

SERIAL NO:
ASSOC S/N: N/A
ASSOC S/N: N/A

LOCATION: ROOM 402

RACK/PANEL: 10C234

ASSOC. DWG: LOC: M-1084
P&ID: M-77
ELEC: E-686 (SHEET 15)
E-476

P.O. NO: M-66 S/C

SUBMERGENCE: N/A

CHEMICAL SPRAY: N/A

PARAMETER	ENVIRONMENT		DOCUMENTATION REFERENCE		QUALIFICATION	OUTSTANDING ITEMS	INTERFACES:
	SPECIFICATION	QUALIFICATION	SPECIFICATION	QUALIFICATION	METHOD		
OPERATING TIME	180 DAYS	180 DAYS	546	162	TEST & ANAL.		
TEMPERATURE (F)	120	120	85	162	TEST & ANAL.		MAINTENANCE REQUIREMENTS: CHECK CALIBRATION OF RELAY SWITCHING VOLTAGE EVERY 18 MONTHS.
PRESSURE (PSIA)	14.7	14.7	85	162	TEST		
RELATIVE HUMIDITY (%)	90	90	85	162	TEST		
RADIATION	4.19 E6	1.0 E7	85	162	TEST		REMARKS: PER REFERENCE 546 AND REV. 5 OF P&ID M-77.
AGING	40 YRS.	40 YRS.	N/A	162	TEST & ANAL.		

DEFICIENCY RESOLUTION:

PREPARED BY: FMV DATE: 03/09/84 REVISION DATE: 03/09/84

FACILITY: LGS UNIT: 1 DOCKET: 50-352 EQRR: 155

REVIEWED BY: WJB DATE: 03/09/84

SYSTEM: DRYWELL HVAC

PLANT ID: FSL-77-105G

COMPONENT: FLOW SWITCH
ASSOC COMP: N/A
ASSOC COMP: N/A

MANUFACTU: FLUID COMPONENTS
ASSOC MANF: N/A
ASSOC MANF: N/A

SERVICE: DRYWELL UNIT COOLER 1GV212.

FUNCTION: PROVIDES SIGNAL TO KS-77-105G FOR CONTROL OF UNIT COOLER FAN MOTOR 1G1V212. REQUIRED FOR LOCA ONLY.

ACCY: SPEC: REPEAT..5%-1%
DENON: REPEAT..5%-1%
REF: FCI BULLETIN 12-63/3

MODEL NO.: 12-64-4R
ASSOC M/N: N/A
ASSOC M/N: N/A

SERIAL NO:
ASSOC S/N: N/A
ASSOC S/N: N/A

LOCATION: ROOM 402

RACK/PANEL: 10C234

ASSOC. DWG: LOC: M-1084
P&ID: M-77
ELEC: E-686 (SHEET 15)
E-476

P.O. NO: M-66 S/C

SUBMERGENCE: N/A

CHEMICAL SPRAY: N/A

PARAMETER	ENVIRONMENT		DOCUMENTATION REFERENCE		QUALIFICATION	OUTSTANDING ITEMS	INTERFACES:
	SPECIFICATION	QUALIFICATION	SPECIFICATION	QUALIFICATION	METHOD		
OPERATING TIME	180 DAYS	180 DAYS	546	162	TEST & ANAL.		
TEMPERATURE (F)	120	120	85	162	TEST & ANAL.		MAINTENANCE REQUIREMENTS: CHECK CALIBRATION OF RELAY SWITCHING VOLTAGE EVERY 18 MONTHS.
PRESSURE (PSIA)	14.7	14.7	85	162	TEST		
RELATIVE HUMIDITY (%)	90	90	85	162	TEST		
RADIATION	4.19 E6	1.0 E7	85	162	TEST		REMARKS:
AGING	40 YRS.	40 YRS.	N/A	162	TEST & ANAL.		

DEFICIENCY RESOLUTION:

FACILITY: LGS UNIT: 1 DOCKET: 50-352 EQRR: 155
PREPARED BY: FMV DATE: 03/09/84 REVISION DATE: 03/09/84
REVIEWED BY: HJB DATE: 03/09/84

SYSTEM: DRYWELL HVAC
PLANT ID: FSL-77-105H
COMPONENT: FLOW SWITCH
ASSOC COMP: N/A
ASSOC COMP: N/A
MANUFACTU: FLUID COMPONENTS
ASSOC MANF: N/A
ASSOC MANF: N/A

ACCY: SPEC: REPEAT..5%-1%
DEMON: REPEAT..5%-1%
REF: FCI BULELTIN 12-63/3
MODEL NO.: 12-64-4R
ASSOC M/N: N/A
ASSOC M/N: N/A
SERIAL NO:
ASSOC S/N: N/A
ASSOC S/N: N/A

LOCATION: ROOM 402
RACK/PANEL: 10C234
ASSOC. DWG: LOC: M-1084
P&ID: M-77
ELEC: E-686 (SHEET 15)
E-476

SERVICE: DRYWELL UNIT COOLER 1HV212.

P.O. NO: M-66 S/C

FUNCTION: PROVIDES SIGNAL TO KS-77-105H FOR CONTROL OF UNIT COOLER FAN MOTOR 1H1V212. REQUIRED FOR LOCA ONLY.

SUBMERGENCE: N/A

CHEMICAL SPRAY: N/A

PARAMETER	ENVIRONMENT		DOCUMENTATION REFERENCE		QUALIFICATION	OUTSTANDING ITEMS	INTERFACES:
	SPECIFICATION	QUALIFICATION	SPECIFICATION	QUALIFICATION	METHOD		
OPERATING TIME	180 DAYS	180 DAYS	546	162	TEST & ANAL.		
TEMPERATURE (F)	120	120	85	162	TEST & ANAL.		MAINTENANCE REQUIREMENTS: CHECK CALIBRATION OF RELAY SWITCHING VOLTAGE EVERY 18 MONTHS.
PRESSURE (PSIA)	14.7	14.7	85	162	TEST		
RELATIVE HUMIDITY (%)	90	90	85	162	TEST		
RADIATION	4.19 E6	1.0 E7	85	162	TEST		REMARKS:
AGING	40 YRS.	40 YRS.	N/A	162	TEST & ANAL.		

DEFICIENCY RESOLUTION:

FACILITY: LGS UNIT: 1 DOCKET: 50-352 EQRR: 155

PREPARED BY: FMV DATE: 03/12/84 REVISION DATE: 03/12/84

REVIEWED BY: MJB DATE: 03/12/84

SYSTEM: DRYWELL HVAC

PLANT ID: FSL-77-106A

COMPONENT: FLOW SWITCH
ASSOC COMP: N/A
ASSOC COMP: N/A

MANUFACTU: FLUID COMPONENTS
ASSOC MANF: N/A
ASSOC MANF: N/A

SERVICE: DRYWELL UNIT COOLER 1AV212.

FUNCTION: PROVIDES SIGNAL TO KS-77-106A FOR CONTROL OF UNIT COOLER FAN MOTOR 1A2V212. REQUIRED FOR LOCA ONLY.

ACCY: SPEC: REPEAT..5%-1%
DEMON: REPEAT..5%-1%
REF: FCI BULLETIN 12-63/3

MODEL NO.: 12-64-4R
ASSOC M/N: N/A
ASSOC M/N: N/A

SERIAL NO:
ASSOC S/N: N/A
ASSOC S/N: N/A

LOCATION: ROOM 402

RACK/PANEL: 10C234

ASSOC. DWG: LOC: M-1084
P&ID: M-77
ELEC: E-686 (SHEET 15)
E-476

P.O. NO: M-66 S/C

SUBMERGENCE: N/A

CHEMICAL SPRAY: N/A

PARAMETER	ENVIRONMENT		DOCUMENTATION REFERENCE		QUALIFICATION	OUTSTANDING ITEMS	INTERFACES:
	SPECIFICATION	QUALIFICATION	SPECIFICATION	QUALIFICATION	METHOD		
OPERATING TIME	180 DAYS	180 DAYS	546	162	TEST & ANAL.		
TEMPERATURE (F)	120	120	85	162	TEST & ANAL.		MAINTENANCE REQUIREMENTS: CHECK CALIBRATION OF RELAY SWITCHING VOLTAGE EVERY 18 MONTHS.
PRESSURE (PSIA)	14.7	14.7	85	162	TEST		
RELATIVE HUMIDITY (%)	90	90	85	162	TEST		
RADIATION	4.19 E6	1.0 E7	85	162	TEST		REMARKS:
AGING	40 YRS.	40 YRS.	N/A	162	TEST & ANAL.		

DEFICIENCY RESOLUTION:

FACILITY: LGS UNIT: 1 DOCKET: 50-352 EQRR: 155
PREPARED BY: FMV DATE: 03/09/84 REVISION DATE: 03/09/84
REVIEWED BY: WJB DATE: 03/09/84

SYSTEM: DRYWELL HVAC
PLANT ID: FSL-77-106B
COMPONENT: FLOW SWITCH
ASSOC COMP: N/A
ASSOC COMP: N/A
MANUFACTU: FLUID COMPONENTS
ASSOC MANF: N/A
ASSOC MANF: N/A

ACCY: SPEC: REPEAT..5%-1%
DEMON: REPEAT..5%-1%
REF: FCI BULLETIN 12-63/3
MODEL NO.: 12-64-4R
ASSOC M/N: N/A
ASSOC M/N: N/A
SERIAL NO:
ASSOC S/N: N/A
ASSOC S/N: N/A

LOCATION: ROOM 402
RACK/PANEL: 10C234
ASSOC. DWG: LOC: M-1084
P&ID: M-77
ELEC: E-686 (SHEET 15)
E-476

SERVICE: DRYWELL UNIT COOLER 1BV212.

P.O. NO: M-66 S/C

FUNCTION: PROVIDES SIGNAL TO KS-77-106B FOR CONTROL OF UNIT COOLER FAN MOTOR 1B2V212. REQUIRED FOR LOCA ONLY.

SUBMERGENCE: N/A

CHEMICAL SPRAY: N/A

PARAMETER	ENVIRONMENT		DOCUMENTATION REFERENCE		QUALIFICATION	OUTSTANDING ITEMS	INTERFACES:
	SPECIFICATION	QUALIFICATION	SPECIFICATION	QUALIFICATION	METHOD		
OPERATING TIME	180 DAYS	180 DAYS	546	162	TEST & ANAL.		
TEMPERATURE (F)	120	120	85	162	TEST & ANAL.		MAINTENANCE REQUIREMENTS: CHECK CALIBRATION OF RELAY SWITCHING VOLTAGE EVERY 18 MONTHS.
PRESSURE (PSIA)	14.7	14.7	85	162	TEST		
RELATIVE HUMIDITY (%)	90	90	85	162	TEST		
RADIATION	4.19 E6	1.0 E7	85	162	TEST		REMARKS:
AGING	40 YRS.	40 YRS.	N/A	162	TEST & ANAL.		

DEFICIENCY RESOLUTION:

FACILITY: LGS UNIT: 1 DOCKET: 50-352 EQRR: 155
PREPARED BY: FMV DATE: 03/09/84 REVISION DATE: 03/09/84
REVIEWED BY: NJB DATE: 03/09/84

SYSTEM: DRYWELL HVAC
PLANT ID: FSL-77-106C
COMPONENT: FLOW SWITCH
ASSOC COMP: N/A
ASSOC COMP: N/A
MANUFACTU: FLUID COMPONENTS
ASSOC MANF: N/A
ASSOC MANF: N/A

ACCY: SPEC: REPEAT..5%-1%
DEMON: REPEAT..5%-1%
REF: FCI BULLETIN 12-63/3
MODEL NO.: 12-64-4R
ASSOC M/N: N/A
ASSOC M/N: N/A
SERIAL NO:
ASSOC S/N: N/A
ASSOC S/N: N/A

LOCATION: ROOM 402
RACK/PANEL: 10C234
ASSOC. DWG: LOC: M-1084
P&ID: M-77
ELEC: E-686 (SHEET 15)
E-476

SERVICE: DRYWELL UNIT COOLER 1CV212.

P.O. NO: M-66 S/C

FUNCTION: PROVIDES SIGNAL TO KS-77-106C FOR CONTROL OF UNIT COOLER FAN MOTOR 1C2V212. NO ACTIVE POST LOCA SAFETY FUNCTION. FED FROM CLASS 1E POWER.

SUBMERGENCE: N/A

CHEMICAL SPRAY: N/A

PARAMETER	ENVIRONMENT		DOCUMENTATION REFERENCE		QUALIFICATION	OUTSTANDING ITEMS	INTERFACES:
	SPECIFICATION	QUALIFICATION	SPECIFICATION	QUALIFICATION	METHOD		
OPERATING TIME	180 DAYS	180 DAYS	546	162	TEST & ANAL.		
TEMPERATURE (F)	120	120	85	162	TEST & ANAL.		MAINTENANCE REQUIREMENTS: CHECK CALIBRATION OF RELAY SWITCHING VOLTAGE EVERY 18 MONTHS.
PRESSURE (PSIA)	14.7	14.7	85	162	TEST		
RELATIVE HUMIDITY (%)	90	90	85	162	TEST		
RADIATION	4.19 E6	1.0 E7	85	162	TEST		REMARKS: PER REFERENCE 546 AND REV. 5 OF P&ID M-77.
AGING	40 YRS.	40 YRS.	N/A	162	TEST & ANAL.		

DEFICIENCY RESOLUTION:

FACILITY: LGS UNIT: 1 DOCKET: 50-352 EQRR: 155
PREPARED BY: FMV DATE: 03/09/84 REVISION DATE: 03/09/84
REVIENED BY: NJB DATE: 03/09/84

SYSTEM: DRYWELL HVAC
PLANT ID: FSL-77-106D
COMPONENT: FLOW SWITCH
ASSOC COMP: N/A
ASSOC COMP: N/A
MANUFACTU: FLUID COMPONENTS
ASSOC MANF: N/A
ASSOC MANF: N/A
SERVICE: DRYWELL UNIT COOLER 1DV212.

ACCY: SPEC: REPEAT..5%-1%
DEMON: REPEAT..5%-1%
REF: FCI BULLETIN 12-63/3
MODEL NO.: 12-64-4R
ASSOC M/N: N/A
ASSOC M/N: N/A
SERIAL NO:
ASSOC S/N: N/A
ASSOC S/N: N/A

LOCATION: ROOM 402
RACK/PANEL: 10C234
ASSOC. DWG: LOC: M-1084
P&ID: M-77
ELEC: E-686 (SHEET 15)
E-476
P.O. NO: M-66 S/C

FUNCTION: PROVIDES SIGNAL TO KS-77-106D FOR CONTROL OF UNIT COOLER FAN MOTOR 1D2V212.
NO ACTIVE POST LOCA SAFETY FUNCTION. FED FROM CLASS 1E POWER.

SUBMERGENCE: N/A
CHEMICAL SPRAY: N/A

PARAMETER	ENVIRONMENT		DOCUMENTATION REFERENCE		QUALIFICATION	OUTSTANDING ITEMS	INTERFACES:
	SPECIFICATION	QUALIFICATION	SPECIFICATION	QUALIFICATION	METHOD		
OPERATING TIME	180 DAYS	180 DAYS	546	162	TEST & ANAL.		
TEMPERATURE (F)	120	120	85	162	TEST & ANAL.		MAINTENANCE REQUIREMENTS: CHECK CALIBRATION OF RELAY SWITCHING VOLTAGE EVERY 18 MONTHS.
PRESSURE (PSIA)	14.7	14.7	85	162	TEST		
RELATIVE HUMIDITY (%)	90	90	85	162	TEST		
RADIATION	4.19 E6	1.0 E7	85	162	TEST		REMARKS: PER REFERENCE 546 AND REV. 5 OF P&ID M-77.
AGING	40 YRS.	40 YRS.	N/A	162	TEST & ANAL.		

DEFICIENCY RESOLUTION:

FACILITY: LGS UNIT: 1 DOCKET: 50-352 EQRR: 155
PREPARED BY: FMV DATE: 03/09/84 REVISION DATE: 03/09/84
REVIEWED BY: WJB DATE: 03/09/84

SYSTEM: DRYWELL HVAC
PLANT ID: FSL-77-106E
COMPONENT: FLOW SWITCH
ASSOC COMP: N/A
ASSOC COMP: N/A
MANUFACTU: FLUID COMPONENTS
ASSOC MANF: N/A
ASSOC MANF: N/A

ACCY: SPEC: REPEAT..5%-1%
DEMON: REPEAT..5%-1%
REF: FCI BULLETIN 12-63/3
MODEL NO.: 12-64-4R
ASSOC M/N: N/A
ASSOC M/N: N/A
SERIAL NO:
ASSOC S/N: N/A
ASSOC S/N: N/A

LOCATION: ROOM 402
RACK/PANEL: 10C234
ASSOC. DWG: LOC: M-1084
P&ID: M-77
ELEC: E-686 (SHEET 15)
E-476

SERVICE: DRYWELL UNIT COOLER 1EV212.

P.O. NO: M-66 S/C

FUNCTION: PROVIDES SIGNAL TO KS-77-106E FOR CONTROL OF UNIT COOLER FAN MOTOR 1E2V212. NO ACTIVE POST LOCA SAFETY FUNCTION. FED FROM CLASS 1E POWER.

SUBMERGENCE: N/A

CHEMICAL SPRAY: N/A

PARAMETER	ENVIRONMENT		DOCUMENTATION REFERENCE		QUALIFICATION	OUTSTANDING ITEMS	INTERFACES:
	SPECIFICATION	QUALIFICATION	SPECIFICATION	QUALIFICATION	METHOD		
OPERATING TIME	180 DAYS	180 DAYS	546	162	TEST & ANAL.		
TEMPERATURE (F)	120	120	85	162	TEST & ANAL.		MAINTENANCE REQUIREMENTS: CHECK CALIBRATION OF RELAY SWITCHING VOLTAGE EVERY 18 MONTHS.
PRESSURE (PSIA)	14.7	14.7	85	162	TEST		
RELATIVE HUMIDITY (%)	90	90	85	162	TEST		
RADIATION	4.19 E6	1.0 E7	85	162	TEST		REMARKS: PER REFERENCE 546 AND REV. 5 OF P&ID M-77.
AGING	40 YRS.	40 YRS.	N/A	162	TEST & ANAL.		

DEFICIENCY RESOLUTION:

FACILITY: LGS UNIT: 1 DOCKET: 50-352 EQRR: 155

PREPARED BY: FMV DATE: 03/09/84 REVISION DATE: 03/09/84

REVIEWED BY: WJB DATE: 03/09/84

SYSTEM: DRYWELL HVAC

PLANT ID: FSL-77-106F

COMPONENT: FLOW SMITCH
ASSOC COMP: N/A
ASSOC COMP: N/A

MANUFACTU: FLUID COMPONENTS
ASSOC MANF: N/A
ASSOC MANF: N/A

SERVICE: DRYWELL UNIT COOLER 1FV212.

FUNCTION: PROVIDES SIGNAL TO KS-77-106F FOR CONTROL OF UNIT COOLER FAN MOTOR 1F2V212. NO ACTIVE POST LOCA SAFETY FUNCTION. FED FROM CLASS 1E POWER.

ACCY: SPEC: REPEAT..5%-1%
DEMON: REPEAT..5%-1%
REF: FCI BULLETIN 12-63/3

MODEL NO.: 12-64-4R
ASSOC M/N: N/A
ASSOC M/N: N/A

SERIAL NO:
ASSOC S/N: N/A
ASSOC S/N: N/A

LOCATION: ROOM 402

RACK/PANEL: 10C234

ASSOC. DWG: LOC: M-1084
P&ID: M-77
ELFC: E-686 (SHEET 15)
E-476

P.O. NO: M-66 S/C

SUBMERGENCE: N/A

CHEMICAL SPRAY: N/A

PARAMETER	ENVIRONMENT		DOCUMENTATION REFERENCE		QUALIFICATION	OUTSTANDING ITEMS	INTERFACES:
	SPECIFICATION	QUALIFICATION	SPECIFICATION	QUALIFICATION	METHOD		
OPERATING TIME	180 DAYS	180 DAYS	546	162	TEST & ANAL.		
TEMPERATURE (F)	120	120	85	162	TEST & ANAL.		MAINTENANCE REQUIREMENTS: CHECK CALIBRATION OF RELAY SMITCHING VOLTAGE EVERY 18 MONTHS.
PRESSURE (PSIA)	14.7	14.7	85	162	TEST		
RELATIVE HUMIDITY (%)	90	90	85	162	TEST		
RADIATION	4.19 E6	1.0 E7	85	162	TEST		REMARKS: PER REFERENCE 546 AND REV 5 OF P&ID M-77.
AGING	40 YRS.	40 YRS.	N/A	162	TEST & ANAL.		

DEFICIENCY RESOLUTION:

FACILITY: LGS UNIT: 1 DOCKET: 50-352 EQRR: 155
PREPARED BY: FMV DATE: 03/09/84 REVISION DATE: 03/09/84
REVIEWED BY: MJB DATE: 03/09/84

SYSTEM: DRYWELL HVAC
PLANT ID: FSL-77-106G
COMPONENT: FLOW SWITCH
ASSOC COMP: N/A
ASSOC COMP: N/A
MANUFACTU: FLUID COMPONENTS
ASSOC MANF: N/A
ASSOC MANF: N/A
SERVICE: DRYWELL UNIT COOLER 1GV212.

ACCY: SPEC: REPEAT..5%-1%
DEMON: REPEAT..5%-1%
REF: FCI BULLETIN 12-63/3
MODEL NO.: 12-64-4R
ASSOC M/N: N/A
ASSOC M/N: N/A
SERIAL NO:
ASSOC S/N: N/A
ASSOC S/N: N/A

LOCATION: ROOM 402
RACK/PANEL: 10C234
ASSOC. DNG: LOC: M-1084
P&ID: M-77
ELEC: E-686 (SHEET 15)
E-476
P.O. NO: M-66 S/C

FUNCTION: PROVIDES SIGNAL TO KS-77-106G FOR CONTROL OF UNIT COOLER FAN MOTOR 1G2V212. REQUIRED FOR LOCA ONLY.

SUBMERGENCE: N/A
CHEMICAL SPRAY: N/A

PARAMETER	ENVIRONMENT		DOCUMENTATION REFERENCE		QUALIFICATION	OUTSTANDING ITEMS	INTERFACES:
	SPECIFICATION	QUALIFICATION	SPECIFICATION	QUALIFICATION	METHOD		
OPERATING TIME	180 DAYS	180 DAYS	546	162	TEST & ANAL.		
TEMPERATURE (F)	120	120	85	162	TEST & ANAL.		MAINTENANCE REQUIREMENTS: CHECK CALIBRATION OF RELAY SWITCHING VOLTAGE EVERY 18 MONTHS.
PRESSURE (PSIA)	14.7	14.7	85	162	TEST		
RELATIVE HUMIDITY (%)	90	90	85	162	TEST		
RADIATION	4.19 E6	1.0 E7	85	162	TEST		REMARKS:
AGING	40 YRS.	40 YRS.	N/A	162	TEST & ANAL.		

DEFICIENCY RESOLUTION:

FACILITY: LGS UNIT: 1 DOCKET: 50-352 EQRR: 155
PREPARED BY: FMV DATE: 03/09/84 REVISION DATE: 03/09/84
REVIEWED BY: MJB DATE: 03/09/84

SYSTEM: DRYWELL HVAC
PLANT ID: FSL-77-106H
COMPONENT: FLOW SWITCH
ASSOC COMP: N/A
ASSOC COMP: N/A
MANUFACTU: FLUID COMPONENTS
ASSOC MANF: N/A
ASSOC MANF: N/A
SERVICE: DRYWELL UNIT COOLER 1HV212.

ACCY: SPEC: REPEAT..5%-1%
DEMON: REPEAT..5%-1%
REF: FCI BULLETIN 12-63/3
MODEL NO.: 12-64-4R
ASSOC M/N: N/A
ASSOC M/N: N/A
SERIAL NO:
ASSOC S/N: N/A
ASSOC S/N: N/A

LOCATION: ROOM 402
RACK/PANEL: 10C234
ASSOC. DWG: LOC: M-1084
P&ID: M-77
ELEC: E-686 (SHEET 15)
E-476
P.O. NO: M-66 S/C

FUNCTION: PROVIDES SIGNAL TO KS-77-106H FOR CONTROL OF UNIT COOLER FAN MOTOR 1H2V212. REQUIRED FOR LOCA ONLY.

SUBMERGENCE: N/A
CHEMICAL SPRAY: N/A

PARAMETER	ENVIRONMENT		DOCUMENTATION REFERENCE		QUALIFICATION	OUTSTANDING ITEMS	INTERFACES:
	SPECIFICATION	QUALIFICATION	SPECIFICATION	QUALIFICATION	METHOD		
OPERATING TIME	180 DAYS	180 DAYS	546	162	TEST & ANAL.		
TEMPERATURE (F)	120	120	85	162	TEST & ANAL.		MAINTENANCE REQUIREMENTS: CHECK CALIBRATION OF RELAY SWITCHING VOLTAGE EVERY 18 MONTHS.
PRESSURE (PSIA)	14.7	14.7	85	162	TEST		
RELATIVE HUMIDITY (%)	90	90	85	162	TEST		
RADIATION	4.19 E6	1.0 E7	85	162	TEST		REMARKS:
AGING	40 YRS.	40 YRS.	N/A	162	TEST & ANAL.		

DEFICIENCY RESOLUTION:

FACILITY: LGS UNIT: 1 DOCKET: 50-352 EQRR: 159
PREPARED BY: RDC DATE: 09/21/83 REVISION DATE: 01/03/84
REVIEWED BY: FMV DATE: 01/03/84

SYSTEM: DRYWELL HVAC
PLANT ID: 77-LT-1AC208
COMPONENT: INDICATING LAMP
ASSOC COMP: N/A
ASSOC COMP: N/A
MANUFACTU: GENERAL ELECTRIC COMPANY
ASSOC MANF: N/A
ASSOC MANF: N/A
SERVICE: DRYWELL UNIT COOLERS.

ACCY: SPEC: N/A
DEMON: N/A
REF: N/A
MODEL NO.: ET-6 SERIES
ASSOC M/N: N/A
ASSOC M/N: N/A
SERIAL NO:
ASSOC S/N: N/A
ASSOC S/N: N/A

LOCATION: ROOM 200
RACK/PANEL: 1AC208
ASSOC. DWG: LOC: M-1082
P&ID: M-77
ELEC: E-476
P.O. NO: M-66

FUNCTION: COMPONENT INCLUDED IN CLASS 1E CIRCUIT.
NO ACTIVE POST LOCA SAFETY FUNCTION.

SUBMERGENCE: N/A
CHEMICAL SPRAY: N/A

PARAMETER	ENVIRONMENT		DOCUMENTATION REFERENCE		QUALIFICATION	OUTSTANDING ITEMS	INTERFACES:
	SPECIFICATION	QUALIFICATION	SPECIFICATION	QUALIFICATION	METHOD		
OPERATING TIME	180 DAYS	180 DAYS	78,143	144	TEST & ANAL.		
TEMPERATURE (F)	120	135	85	144	TEST & ANAL.		MAINTENANCE REQUIREMENTS: REFERENCE 144
PRESSURE (PSIA)	14.7	14.7	85	144	TEST		
RELATIVE HUMIDITY (%)	90	90	85	144	TEST		
RADIATION	3.70 E6	3.93 E7	143	144	TEST		REMARKS:
AGING	40 YRS.	40 YRS.	N/A	144	TEST & ANAL.		

DEFICIENCY RESOLUTION:

FACILITY: LGS UNIT: 1 DOCKET: 50-352 EQRR: 159
PREPARED BY: RDC DATE: 09/21/83 REVISION DATE: 01/03/84
REVIEWED BY: FMV DATE: 01/03/84

SYSTEM: DRYWELL HVAC
PLANT ID: 77-LT-1BC208
COMPONENT: INDICATING LAMP
ASSOC COMP: N/A
ASSOC COMP: N/A
MANUFACTU: GENERAL ELECTRIC COMPANY
ASSOC MANF: N/A
ASSOC MANF: N/A
SERVICE: DRYWELL UNIT COOLERS.

ACCY: SPEC: N/A
DEMON: N/A
REF: N/A
MODEL NO.: ET-6 SERIES
ASSOC M/N: N/A
ASSOC M/N: N/A
SERIAL NO:
ASSOC S/N: N/A
ASSOC S/N: N/A

LOCATION: ROOM 207
RACK/PANEL: 1BC208
ASSOC. DWG: LOC: M-1090
P&ID: M-77
ELEC: E-476
P.O. NO: M-66

FUNCTION: COMPONENT INCLUDED IN CLASS 1E CIRCUIT.
NO ACTIVE POST LOCA SAFETY FUNCTION.

SUBMERGENCE: N/A
CHEMICAL SPRAY: N/A

PARAMETER	ENVIRONMENT		DOCUMENTATION REFERENCE		QUALIFICATION	OUTSTANDING ITEMS	INTERFACES:
	SPECIFICATION	QUALIFICATION	SPECIFICATION	QUALIFICATION	METHOD		
OPERATING TIME	180 DAYS	180 DAYS	78,143	144	TEST & ANAL.		
TEMPERATURE (F)	120	135	85	144	TEST & ANAL.		MAINTENANCE REQUIREMENTS: REFERENCE 144
PRESSURE (PSIA)	14.7	14.7	85	144	TEST		
RELATIVE HUMIDITY (%)	90	90	85	144	TEST		
RADIATION	3.70 E6	3.93 E7	143	144	TEST		REMARKS:
AGING	40 YRS.	40 YRS.	N/A	144	TEST & ANAL.		

DEFICIENCY RESOLUTION:

FACILITY: LGS UNIT: 1 DOCKET: 50-352 EQRR: 159
PREPARED BY: RDC DATE: 09/21/83 REVISION DATE: 01/03/84
REVIEWED BY: FMV DATE: 01/03/84

SYSTEM: DRYWELL HVAC
PLANT ID: 77-LT-1CC208
COMPONENT: INDICATING LAMP
ASSOC COMP: N/A
ASSOC COMP: N/A
MANUFACTU: GENERAL ELECTRIC COMPANY
ASSOC MANF: N/A
ASSOC MANF: N/A

ACCY: SPEC: N/A
DEMON: N/A
REF: N/A
MODEL NO.: ET-6 SERIES
ASSOC M/N: N/A
ASSOC M/N: N/A
SERIAL NO:
ASSOC S/N: N/A
ASSOC S/N: N/A

LOCATION: ROOM 200
RACK/PANEL: 1CC208
ASSOC. DWG: LOC: M-1082
P&ID: M-77
ELEC: E-476

SERVICE: DRYWELL UNIT COOLERS.

P.O. NO: M-66

FUNCTION: COMPONENT INCLUDED IN CLASS 1E CIRCUIT.
NO ACTIVE POST LOCA SAFETY FUNCTION.

SUBMERGENCE: N/A

CHEMICAL SPRAY: N/A

PARAMETER	ENVIRONMENT		DOCUMENTATION REFERENCE		QUALIFICATION	OUTSTANDING ITEMS	INTERFACES:
	SPECIFICATION	QUALIFICATION	SPECIFICATION	QUALIFICATION	METHOD		
OPERATING TIME	180 DAYS	180 DAYS	78,143	144	TEST & ANAL.		
TEMPERATURE (F)	120	135	85	144	TEST & ANAL.		MAINTENANCE REQUIREMENTS: REFERENCE 144
PRESSURE (PSIA)	14.7	14.7	85	144	TEST		
RELATIVE HUMIDITY (%)	90	90	85	144	TEST		
RADIATION	3.70 E6	3.93 E7	143	144	TEST		REMARKS:
AGING	40 YRS.	40 YRS.	N/A	144	TEST & ANAL.		

DEFICIENCY RESOLUTION:

FACILITY: LGS UNIT: 1 DOCKET: 50-352 EQRR: 159
PREPARED BY: RDC DATE: 09/21/83 REVISION DATE: 01/03/84
REVIEWED BY: FMV DATE: 01/03/84

SYSTEM: DRYWELL HVAC
PLANT ID: 77-LT-1DC208
COMPONENT: INDICATING LAMP
ASSOC COMP: N/A
ASSOC COMP: N/A
MANUFACTU: GENERAL ELECTRIC COMPANY
ASSOC MANF: N/A
ASSOC MANF: N/A
SERVICE: DRYWELL UNIT COOLERS.

ACCY: SPEC: N/A
DEMON: N/A
REF: N/A
MODEL NO.: ET-6 SERIES
ASSOC M/N: N/A
ASSOC M/N: N/A
SERIAL NO:
ASSOC S/N: N/A
ASSOC S/N: N/A

LOCATION: ROOM 207
RACK/PANEL: 1DC208
ASSOC. DWG: LOC: M-1090
P&ID: M-77
ELEC: E-476
P.O. NO: M-66

FUNCTION: COMPONENT INCLUDED IN CLASS 1E CIRCUIT.
NO ACTIVE POST LOCA SAFETY FUNCTION.

SUBMERGENCE: N/A
CHEMICAL SPRAY: N/A

PARAMETER	ENVIRONMENT		DOCUMENTATION REFERENCE		QUALIFICATION	OUTSTANDING ITEMS	INTERFACES:
	SPECIFICATION	QUALIFICATION	SPECIFICATION	QUALIFICATION	METHOD		
OPERATING TIME	180 DAYS	180 DAYS	78,143	144	TEST & ANAL.		
TEMPERATURE (F)	120	135	85	144	TEST & ANAL.		MAINTENANCE REQUIREMENTS: REFERENCE 144
PRESSURE (PSIA)	14.7	14.7	85	144	TEST		
RELATIVE HUMIDITY (%)	90	90	85	144	TEST		
RADIATION	3.70 E6	3.93 E7	143	144	TEST		REMARKS:
AGING	40 YRS.	40 YRS.	N/A	144	TEST & ANAL.		

DEFICIENCY RESOLUTION:

FACILITY: LGS UNIT: 1 DOCKET: 50-352 EQRR: 159

PREPARED BY: RDC DATE: 09/21/83 REVISION DATE: 04/19/84

REVIEWED BY: FMV DATE: 04/19/84

SYSTEM: DRYWELL HVAC

ACCY: SPEC: N/A
DEMON: N/A
REF: N/A

LOCATION: ROOM 200

PLANT ID: 77-RELAY-1AC208

RACK/PANEL: 1AC208

COMPONENT: RELAY
ASSOC COMP: N/A
ASSOC COMP: N/A

MODEL NO.: EGPI
ASSOC M/N: N/A
ASSOC M/N: N/A

ASSOC. DWG: LOC: M-1090
P&ID: M-77
ELEC: E-476

MANUFACTU: AGASTAT (AMERACE)
ASSOC MANF: N/A
ASSOC MANF: N/A

SERIAL NO:
ASSOC S/N: N/A
ASSOC S/N: N/A

SERVICE: DRYWELL UNIT COOLERS. ENERGIZATION DEPENDENT UPON SELECTION OF SPECIFIC UNIT COOLERS OPERATING MODE (E.G. RUN OR AUTO).

P.O. NO: M-66

FUNCTION: CONTROLSASSOCIATED UNIT COOLER FAN MOTOR. REQUIRED FOR LOCA ONLY.

SUBMERGENCE: N/A

CHEMICAL SPRAY: N/A

PARAMETER	ENVIRONMENT		DOCUMENTATION REFERENCE		QUALIFICATION	OUTSTANDING ITEMS	INTERFACES:
	SPECIFICATION	QUALIFICATION	SPECIFICATION	QUALIFICATION	METHOD		
OPERATING TIME	180 DAYS	180 DAYS	78,546,143	144	TEST & ANAL.		
TEMPERATURE (F)	120	135	85	144	TEST & ANAL.		MAINTENANCE REQUIREMENTS: REFERENCE 144,159
PRESSURE (PSIA)	14.7	14.7	85	144	TEST		
RELATIVE HUMIDITY (%)	90	90	85	144	TEST		
RADIATION	3.70 E6	3.93 E7	143	144	TEST		REMARKS:
AGING	10 YRS.	10 YRS.	144,159	144/159	TEST & ANAL.		

DEFICIENCY RESOLUTION:

FACILITY: LGS UNIT: 1 DOCKET: 50-352 EQRR: 159

PREPARED BY: FMV DATE: 09/21/83 REVISION DATE: 02/24/84

REVIEWED BY: WJB DATE: 04/12/84

SYSTEM: DRYWELL HVAC

PLANT ID: 77-RELAY-1BC208

COMPONENT: RELAY
ASSOC COMP: N/A
ASSOC COMP: N/A

MANUFACTU: AGASTAT (AMERACE)
ASSOC MANF: N/A
ASSOC MANF: N/A

SERVICE: DRYWELL UNIT COOLERS. ENERGIZATION DEPENDENT UPON SELECTION OF SPECIFIC UNIT COOLERS OPERATING MODE (E.G. RUN OR AUTO).

FUNCTION: CONTROLS ASSOCIATED UNIT COOLER FAN MOTOR. REQUIRED FOR LOCA ONLY.

ACCY: SPEC: N/A
DEMON: N/A
REF: N/A

MODEL NO.: EGPI
ASSOC M/N: N/A
ASSOC M/N: N/A

SERIAL NO:
ASSOC S/N: N/A
ASSOC S/N: N/A

LOCATION: ROOM 207

RACK/PANEL: 1BC208

ASSOC. DWG: LOC: M-1090
P&ID: M-77
ELEC: E-476

P.O. NO: M-66

SUBMERGENCE: N/A

CHEMICAL SPRAY: N/A

PARAMETER	ENVIRONMENT		DOCUMENTATION REFERENCE		QUALIFICATION	OUTSTANDING ITEMS	INTERFACES:
	SPECIFICATION	QUALIFICATION	SPECIFICATION	QUALIFICATION	METHOD		
OPERATING TIME	180 DAYS	180 DAYS	78,546,143	144	TEST & ANAL.		
TEMPERATURE (F)	120	135	85	144	TEST & ANAL.		MAINTENANCE REQUIREMENTS: REFERENCE 144,159
PRESSURE (PSIA)	14.7	14.7	85	144	TEST		
RELATIVE HUMIDITY (%)	90	90	85	144	TEST		
RADIATION	3.70 E6	3.93 E7	143	144	TEST		REMARKS:
AGING	10 YRS.	10 YRS.	144,159	144/159	TEST & ANAL.		

DEFICIENCY RESOLUTION:

FACILITY: LGS UNIT: 1 DOCKET: 50-352 EQRR: 159
PREPARED BY: FMV DATE: 09/21/83 REVISION DATE: 02/24/84
REVIEWED BY: MJB DATE: 04/12/84

SYSTEM: DRYWELL HVAC
ACCY: SPEC: N/A DEMON: N/A REF: N/A
LOCATION: ROOM 200
PLANT ID: 77-RELAY-1CC208
RACK/PANEL: 1CC208
COMPONENT: RELAY
ASSOC COMP: N/A
ASSOC COMP: N/A
MODEL NO.: EGPI
ASSOC M/N: N/A
ASSOC M/N: N/A
ASSOC. DWG: LOC: M-1090 P&ID: M-77 ELEC: E-476
MANUFACTU: AGASTAT (AMERACE)
ASSOC MANF: N/A
ASSOC MANF: N/A
SERIAL NO:
ASSOC S/N: N/A
ASSOC S/N: N/A

SERVICE: DRYWELL UNIT COOLERS. ENERGIZATION DEPENDENT UPON SELECTION OF SPECIFIC UNIT COOLERS OPERATING MODE (E.G. RUN OR AUTO).

FUNCTION: CONTROLS ASSOCIATED UNIT COOLER FAN MOTOR. REQUIRED FOR LOCA ONLY.

P.O. NO: M-66

SUBMERGENCE: N/A

CHEMICAL SPRAY: N/A

PARAMETER	ENVIRONMENT		DOCUMENTATION REFERENCE		QUALIFICATION	OUTSTANDING ITEMS	INTERFACES:
	SPECIFICATION	QUALIFICATION	SPECIFICATION	QUALIFICATION	METHOD		
OPERATING TIME	180 DAYS	180 DAYS	78,546,143	144	TEST & ANAL.		
TEMPERATURE (F)	120	135	85	144	TEST & ANAL.		MAINTENANCE REQUIREMENTS: REFERENCE 144,159
PRESSURE (PSIA)	14.7	14.7	85	144	TEST		
RELATIVE HUMIDITY (%)	90	90	85	144	TEST		
RADIATION	3.70 E6	3.93 E7	143	144	TEST		REMARKS:
AGING	10 YRS.	10 YRS.	144,159	144/159	TEST & ANAL.		

DEFICIENCY RESOLUTION:

FACILITY: LGS UNIT: 1 DOCKET: 50-352 EQRR: 159
PREPARED BY: FMV DATE: 09/21/83 REVISION DATE: 02/24/84
REVIEWED BY: MJB DATE: 04/12/84

SYSTEM: DRYWELL HVAC
ACCY: SPEC: N/A
DEMON: N/A
REF: N/A
LOCATION: ROOM 207

PLANT ID: 77-RELAY-1DC208
PACK/PANEL: 1DC208

COMPONENT: RELAY
MODEL NO.: EGPI
ASSOC COMP: N/A
ASSOC M/N: N/A
ASSOC COMP: N/A
ASSOC M/N: N/A
ASSOC. DWG: LOC: M-1090
P&ID: M-77
ELEC: E-476

MANUFACTU: AGASTAT (AMERACE)
SERIAL NO:
ASSOC MANF: N/A
ASSOC S/N: N/A
ASSOC MANF: N/A
ASSOC S/N: N/A

SERVICE: DRYWELL UNIT COOLERS. ENERGIZATION DEPENDENT UPON SELECTION OF SPECIFIC UNIT COOLERS OPERATING MODE (E.G. RUN OR AUTO).
P.O. NO: M-66

FUNCTION: CONTROLS ASSOCIATED UNIT COOLER FAN MOTOR. REQUIRED FOR LOCA ONLY.
SUBMERGENCE: N/A

CHEMICAL SPRAY: N/A

PARAMETER	ENVIRONMENT		DOCUMENTATION REFERENCE		QUALIFICATION	OUTSTANDING ITEMS	INTERFACES:
	SPECIFICATION	QUALIFICATION	SPECIFICATION	QUALIFICATION	METHOD		
OPERATING TIME	180 DAYS	180 DAYS	78,546,143	144	TEST & ANAL.		
TEMPERATURE (F)	120	135	85	144	TEST & ANAL.		MAINTENANCE REQUIREMENTS: REFERENCE 144,159
PRESSURE (PSIA)	14.7	14.7	85	144	TEST		
RELATIVE HUMIDITY (%)	90	90	85	144	TEST		
RADIATION	3.70 E6	3.93 E7	143	144	TEST		REMARKS:
AGING	10 YRS.	10 YRS.	144,159	144/159	TEST & ANAL.		

DEFICIENCY RESOLUTION:

FACILITY: LGS UNIT: 1 DOCKET: 50-352 EQRR: 159

PREPARED BY: FMV DATE: 04/13/84 REVISION DATE: 02/24/84

REVIEWED BY: MJB DATE: 04/12/84

SYSTEM: DRYWELL HVAC

ACCY:SPEC: N/A
DEMON: N/A
REF: N/A

LOCATION: ROOM 200

PLANT ID: 77-TB-1AC208

RACK/PANEL: 1AC208

COMPONENT: TERMINAL BLOCK
ASSOC COMP: N/A
ASSOC COMP: N/A

MODEL NO.: CR15182
ASSOC M/N: N/A
ASSOC M/N: N/A

ASSOC. DWG: LOC: M-1082
P&ID: M-77
ELEC: E-476

MANUFACTU: GENERAL ELECTRIC COMPANY
ASSOC MANF: N/A
ASSOC MANF: N/A

SERIAL NO:
ASSOC S/N: N/A
ASSOC S/N: N/A

SERVICE: DRYWELL UNIT COOLERS.

P.O. NO: M-66

FUNCTION: CLASS 1E ELECTRICAL INTERFACE. REQUIRED FOR LOCA ONLY.

SUBMERGENCE: N/A

CHEMICAL SPRAY: N/A

PARAMETER	ENVIRONMENT		DOCUMENTATION REFERENCE		QUALIFICATION	OUTSTANDING ITEMS	INTERFACES:
	SPECIFICATION	QUALIFICATION	SPECIFICATION	QUALIFICATION	METHOD		
OPERATING TIME	180 DAYS	180 DAYS	78,143	144	TEST & ANAL.		
TEMPERATURE (F)	120	135	85	144	TEST & ANAL.		MAINTENANCE REQUIREMENTS: REFERENCE 144
PRESSURE (PSIA)	14.7	14.7	85	144	TEST		
RELATIVE HUMIDITY (%)	90	90	85	144	TEST		
RADIATION	3.70 E6	3.93 E7	143	144	TEST		REMARKS:
AGING	40 YRS.	40 YRS.	N/A	144	TEST & ANAL.		

DEFICIENCY RESOLUTION:

FACILITY: LGS UNIT: 1 DOCKET: 50-352 EQRR: 159
PREPARED BY: FMV DATE: 04/13/84 REVISION DATE: 02/24/84
REVIEWED BY: MJB DATE: 04/12/84

SYSTEM: DRYWELL HVAC
PLANT ID: 77-TB-1BC208
COMPONENT: TERMINAL BLOCK
ASSOC COMP: N/A
ASSOC COMP: N/A
MANUFACTU: GENERAL ELECTRIC COMPANY
ASSOC MANF: N/A
ASSOC MANF: N/A
SERVICE: DRYWELL UNIT COOLERS.

ACCY: SPEC: N/A
DEMON: N/A
REF: N/A
MODEL NO.: CR151B2
ASSOC M/N: N/A
ASSOC M/N: N/A
SERIAL NO:
ASSOC S/N: N/A
ASSOC S/N: N/A

LOCATION: ROOM 207
RACK/PANEL: 1BC208
ASSOC. DWG: LOC: M-1090
P&ID: M-77
ELEC: E-476
P.O. NO: M-66

FUNCTION: CLASS 1E ELECTRICAL INTERFACE. REQUIRED FOR LOCA ONLY.

SUBMERGENCE: N/A
CHEMICAL SPRAY: N/A

PARAMETER	ENVIRONMENT		DOCUMENTATION REFERENCE		QUALIFICATION	OUTSTANDING ITEMS	INTERFACES:
	SPECIFICATION	QUALIFICATION	SPECIFICATION	QUALIFICATION	METHOD		
OPERATING TIME	180 DAYS	180 DAYS	78,143	144	TEST & ANAL.		
TEMPERATURE (F)	120	135	85	144	TEST & ANAL.		MAINTENANCE REQUIREMENTS: REFERENCE 144
PRESSURE (PSIA)	14.7	14.7	85	144	TEST		
RELATIVE HUMIDITY (%)	90	90	85	144	TEST		
RADIATION	3.70 E6	3.93 E7	143	144	TEST		REMARKS:
AGING	40 YRS.	40 YRS.	N/A	144	TEST & ANAL.		

DEFICIENCY RESOLUTION:

FACILITY: LGS UNIT: 1 DOCKET: 50-352 EQRR: 159
PREPARED BY: FMV DATE: 04/13/84 REVISION DATE: 02/24/84
REVIEWED BY: MJB DATE: 04/12/84

SYSTEM: DRYWELL HVAC
PLANT ID: 77-TB-1CC208
COMPONENT: TERMINAL BLOCK
ASSOC COMP: N/A
ASSOC COMP: N/A
MANUFACTU: GENERAL ELECTRIC COMPANY
ASSOC MANF: N/A
ASSOC MANF: N/A

ACCY: SPEC: N/A
DEMON: N/A
REF: N/A
MODEL NO.: CR151B2
ASSOC M/N: N/A
ASSOC M/N: N/A
SERIAL NO:
ASSOC S/N: N/A
ASSOC S/N: N/A

LOCATION: ROOM 200
RACK/PANEL: 1CC208
ASSOC. DWG: LOC: M-1082
P&ID: M-77
ELEC: E-476

SERVICE: DRYWELL UNIT COOLERS.

P.O. NO: M-66

FUNCTION: CLASS 1E ELECTRICAL INTERFACE. REQUIRED FOR LOCA ONLY.

SUBMERGENCE: N/A

CHEMICAL SPRAY: N/A

PARAMETER	ENVIRONMENT		DOCUMENTATION REFERENCE		QUALIFICATION	OUTSTANDING ITEMS	INTERFACES:
	SPECIFICATION	QUALIFICATION	SPECIFICATION	QUALIFICATION	METHOD		
OPERATING TIME	180 DAYS	180 DAYS	78,143	144	TEST & ANAL.		
TEMPERATURE (F)	120	135	85	144	TEST & ANAL.		MAINTENANCE REQUIREMENTS: REFERENCE 144
PRESSURE (PSIA)	14.7	14.7	85	144	TEST		
RELATIVE HUMIDITY (%)	90	90	85	144	TEST		
RADIATION	3.70 E6	3.93 E7	143	144	TEST		REMARKS:
AGING	40 YRS.	40 YRS.	N/A	144	TEST & ANAL.		

DEFICIENCY RESOLUTION:

PREPARED BY: FMV DATE: 04/13/84 REVISION DATE: 02/24/84

FACILITY: LGS UNIT: 1 DOCKET: 50-352 EQRR: 159

REVIEWED BY: WJB DATE: 04/12/84

SYSTEM: DRYWELL HVAC

ACCY: SPEC: N/A
DEMON: N/A
REF: N/A

LOCATION: ROOM 207

PLANT ID: 77-TB-1DC208

RACK/PANEL: 1DC208

COMPONENT: TERMINAL BLOCK

MODEL NO.: CR151B2

ASSOC COMP: N/A

ASSOC M/N: N/A

ASSOC. DWG: LOC: M-1090

ASSOC COMP: N/A

ASSOC M/N: N/A

P&ID: M-77

ELEC: E-476

MANUFACTU: GENERAL ELECTRIC COMPANY

SERIAL NO:

ASSOC MANF: N/A

ASSOC S/N: N/A

ASSOC MANF: N/A

ASSOC S/N: N/A

SERVICE: DRYWELL UNIT COOLERS.

P.O. NO: M-66

FUNCTION: CLASS 1E ELECTRICAL INTERFACE. REQUIRED FOR LOCA ONLY.

SUBMERGENCE: N/A

CHEMICAL SPRAY: N/A

PARAMETER	ENVIRONMENT		DOCUMENTATION REFERENCE		QUALIFICATION	OUTSTANDING ITEMS	INTERFACES:
	SPECIFICATION	QUALIFICATION	SPECIFICATION	QUALIFICATION	METHOD		
OPERATING TIME	180 DAYS	180 DAYS	78,143	144	TEST & ANAL.		
TEMPERATURE (F)	120	135	85	144	TEST & ANAL.		MAINTENANCE REQUIREMENTS: REFERENCE 144
PRESSURE (PSIA)	14.7	14.7	85	144	TEST		
RELATIVE HUMIDITY (%)	90	90	85	144	TEST		
RADIATION	3.70 E6	3.93 E7	143	144	TEST		REMARKS:
AGING	40 YRS.	40 YRS.	N/A	144	TEST & ANAL.		

DEFICIENCY RESOLUTION:

FACILITY: LGS UNIT: 1 DOCKET: 50-352 EQRR: 159
PREPARED BY: RDC DATE: 09/21/83 REVISION DATE: 01/03/84
REVIENED BY: FMV DATE: 01/03/84

SYSTEM: DRYWELL HVAC
ACCY: SPEC: N/A
DEMON: N/A
REF: N/A
LOCATION: ROOM 200

PLANT ID: 77-TDRELAY-1AC208
RACK/PANEL: 1AC208

COMPONENT: TIME SWITCH
ASSOC COMP: N/A
ASSOC COMP: N/A
MODEL NO.: ETR14I3D
ASSOC M/N: N/A
ASSOC M/N: N/A
ASSOC. DWG: LOC: M-1082
P&ID: M-77
ELEC: E-476

MANUFACTU: AGASTAT (AMERACE)
ASSOC MANF: N/A
ASSOC MANF: N/A
SERIAL NO:
ASSOC S/N: N/A
ASSOC S/N: N/A

SERVICE: DRYWELL UNIT COOLERS. ENERGIZATION DEPENDENT UPON SELECTION OF SPECIFIC UNIT COOLERS OPERATING MODE (E.G. RUN OR AUTO).
P.O. NO: M-66

FUNCTION: CONTROLS ASSOCIATED UNIT COOLER FAN MOTOR. REQUIRED FOR LOCA ONLY. REQUIRED FOR LOCA AND ALL HELBS.
SUBMERGENCE: N/A

CHEMICAL SPRAY: N/A

PARAMETER	ENVIRONMENT		DOCUMENTATION REFERENCE		QUALIFICATION	OUTSTANDING ITEMS	INTERFACES:
	SPECIFICATION	QUALIFICATION	SPECIFICATION	QUALIFICATION	METHOD		
OPERATING TIME	180 DAYS	180 DAYS	78,546,143	144	TEST & ANAL.		
TEMPERATURE (F)	120	135	85	144	TEST & ANAL.		MAINTENANCE REQUIREMENTS: REFERENCE 144,159
PRESSURE (PSIA)	14.7	14.7	85	144	TEST		
RELATIVE HUMIDITY (%)	90	90	85	144	TEST		
RADIATION	3.70 E6	3.93 E7	143	144	TEST		REMARKS:
AGING	40 YRS.	40 YRS.	N/A	144,159	TEST & ANAL.		

DEFICIENCY RESOLUTION:

FACILITY: LGS UNIT: 1 DOCKET: 50-352 EQRR: 159
PREPARED BY: RDC DATE: 09/21/83 REVISION DATE: 01/03/84
REVIEWED BY: FMV DATE: 01/03/84

SYSTEM: DRYWELL HVAC
ACCY: SPEC: N/A
DEMON: N/A
REF: N/A
LOCATION: ROOM 207

PLANT ID: 77-TDRELAY-1BC208
RACK/PANEL: 1BC208

COMPONENT: TIME SWITCH
MODEL NO.: ETR14I3D
ASSOC COMP: N/A
ASSOC M/N: N/A
ASSOC COMP: N/A
ASSOC M/N: N/A
ASSOC. DWG: LOC: M-1090
P&ID: M-77
ELEC: E-476

MANUFACTU: AGASTAT (AMERACE)
SERIAL NO:
ASSOC MANF: N/A
ASSOC S/N: N/A
ASSOC MANF: N/A
ASSOC S/N: N/A

SERVICE: DRYWELL UNIT COOLERS. ENERGIZATION DEPENDENT UPON SELECTION OF SPECIFIC UNIT COOLERS OPERATING MODE (E.G. RUN OR AUTO).
P.O. NO: M-66

FUNCTION: CONTROLS ASSOCIATED UNIT COOLER FAN MOTOR. REQUIRED FOR LOCA ONLY. REQUIRED FOR LOCA AND ALL HELBS.
SUBMERGENCE: N/A

CHEMICAL SPRAY: N/A

PARAMETER	ENVIRONMENT		DOCUMENTATION REFERENCE		QUALIFICATION	OUTSTANDING ITEMS	INTERFACES:
	SPECIFICATION	QUALIFICATION	SPECIFICATION	QUALIFICATION	METHOD		
OPERATING TIME	180 DAYS	180 DAYS	78,546,143	144	TEST & ANAL.		
TEMPERATURE (F)	120	135	85	144	TEST & ANAL.		MAINTENANCE REQUIREMENTS: REFERENCE 144,159
PRESSURE (PSIA)	14.7	14.7	85	144	TEST		
RELATIVE HUMIDITY (%)	90	90	85	144	TEST		
RADIATION	3.70 E6	3.93 E7	143	144	TEST		REMARKS:
AGING	40 YRS.	40 YRS.	N/A	144/159	TEST & ANAL.		

DEFICIENCY RESOLUTION:

FACILITY: LGS UNIT: 1 DOCKET: 50-352 EQRR: 159
PREPARED BY: RDC DATE: 09/21/83 REVISION DATE: 01/03/84
REVIEWED BY: FMV DATE: 01/03/84

SYSTEM: DRYWELL HVAC
ACCY: SPEC: N/A
DEMON: N/A
REF: N/A
LOCATION: ROOM 200

PLANT ID: 77-TDRELAY-1CC208
RACK/PANEL: 1CC208

COMPONENT: TIME SWITCH
MODEL NO.: ETR14I3D
ASSOC COMP: N/A
ASSOC M/N: N/A
ASSOC COMP: N/A
ASSOC M/N: N/A
ASSOC. DWG: LOC: M-1082
P&ID: M-77
ELEC: E-476

MANUFACTU: AGASTAT (AMERACE)
SERIAL NO:
ASSOC MANF: N/A
ASSOC S/N: N/A
ASSOC MANF: N/A
ASSOC S/N: N/A

SERVICE: DRYWELL UNIT COOLERS. ENERGIZATION DEPENDENT UPON SELECTION OF SPECIFIC UNIT COOLERS OPERATING MODE (E.G. RUN OR AUTO).
P.O. NO: M-66

FUNCTION: CONTROLS ASSOCIATED UNIT COOLER FAN MOTOR. REQUIRED FOR LOCA ONLY. REQUIRED FOR LOCA AND ALL HELBS.
SUBMERGENCE: N/A

CHEMICAL SPRAY: N/A

PARAMETER	ENVIRONMENT		DOCUMENTATION REFERENCE		QUALIFICATION	OUTSTANDING ITEMS	INTERFACES:
	SPECIFICATION	QUALIFICATION	SPECIFICATION	QUALIFICATION	METHOD		
OPERATING TIME	180 DAYS	180 DAYS	78,546,143	144	TEST & ANAL.		
TEMPERATURE (F)	120	135	85	144	TEST & ANAL.		MAINTENANCE REQUIREMENTS: REFERENCE 144,159
PRESSURE (PSIA)	14.7	14.7	85	144	TEST		
RELATIVE HUMIDITY (%)	90	90	85	144	TEST		
RADIATION	3.70 E6	3.93 E7	143	144	TEST		REMARKS:
AGING	40 YRS.	40 YRS.	N/A	144/159	TEST & ANAL.		

DEFICIENCY RESOLUTION:

FACILITY: LGS UNIT: 1 DOCKET: 50-352 EQRR: 159
PREPARED BY: RDC DATE: 09/21/83 REVISION DATE: 01/03/84
REVIEWED BY: FMV DATE: 01/03/84

SYSTEM: DRYWELL HVAC
ACCY:SPEC: N/A
DEMON: N/A
REF: N/A
LOCATION: ROOM 207

PLANT ID: 77-TDRELAY-1DC208
RACK/PANEL: 1DC208

COMPONENT: TIME SWITCH
MODEL NO.: ETR14I3D
ASSOC COMP: N/A
ASSOC M/N: N/A
ASSOC COMP: N/A
ASSOC M/N: N/A
ASSOC. DWG: LOC: M-1090
P&ID: M-77
ELEC: E-476

MANUFACTU: AGASTAT (AMERACE)
SERIAL NO:
ASSOC MANF: N/A
ASSOC S/N: N/A
ASSOC MANF: N/A
ASSOC S/N: N/A

SERVICE: DRYWELL UNIT COOLERS. ENERGIZATION DEPENDENT UPON SELECTION OF SPECIFIC UNIT COOLERS OPERATING MODE (E.G. RUN OR AUTO).
P.O. NO: M-66

FUNCTION: CONTROLS ASSOCIATED UNIT COOLER FAN MOTOR. REQUIRED FOR LOCA ONLY. REQUIRED FOR LOCA AND ALL HELBS.
SUBMERGENCE: N/A

CHEMICAL SPRAY: N/A

PARAMETER	ENVIRONMENT		DOCUMENTATION REFERENCE		QUALIFICATION	OUTSTANDING ITEMS	INTERFACES:
	SPECIFICATION	QUALIFICATION	SPECIFICATION	QUALIFICATION	METHOD		
OPERATING TIME	180 DAYS	180 DAYS	78,546,143	144	TEST & ANAL.		
TEMPERATURE (F)	120	135	85	144	TEST & ANAL.		MAINTENANCE REQUIREMENTS: REFERENCE 144,159
PRESSURE (PSIA)	14.7	14.7	85	144	TEST		
RELATIVE HUMIDITY (%)	90	90	85	144	TEST		
RADIATION	3.70 E6	3.93 E7	143	144	TEST		REMARKS:
AGING	40 YRS.	40 YRS.	N/A	144/159	TEST & ANAL.		

DEFICIENCY RESOLUTION:

PREPARED BY: RDC DATE: 07/11/83 REVISION DATE: 08/29/83

FACILITY: LGS UNIT: 1 DOCKET: 50-352 EQRR: 30

REVIEWED BY: FMV DATE: 08/29/83

SYSTEM: DRYWELL HVAC

PLANT ID: 77-1AV212

COMPONENT: MOTOR
ASSOC COMP: FAN
ASSOC COMP: FAN CABINET

MANUFACTU: RELIANCE MOTOR
ASSOC MANF: JOY MFG
ASSOC MANF: AMERICAN AIR FILTER

SERVICE: DRYWELL UNIT COOLER.

FUNCTION: PROVIDES MOTIVE FORCE FOR ASSOCIATED FAN UNIT. INTERMITTENT DUTY. REQUIRED FOR LOCA ONLY.

ACCY: SPEC: N/A
DEMON: N/A
REF: N/A

MODEL NO.: 326T
ASSOC M/N: N/A
ASSOC M/N: N/A

SERIAL NO:
ASSOC S/N: N/A
ASSOC S/N: N/A

LOCATION: PRI CONT/ZONE 4

RACK/PANEL: N/A

ASSOC. DWG: LOC: M-0118
P&ID: M-77

P.O. NO: M-123

SUBMERGENCE: N/A

CHEMICAL SPRAY: YES

PARAMETER	ENVIRONMENT		DOCUMENTATION REFERENCE		QUALIFICATION	OUTSTANDING ITEMS	INTERFACES:
	SPECIFICATION	QUALIFICATION	SPECIFICATION	QUALIFICATION	METHOD		LUGS: EQRR 171 CABLE: EQRR 22
OPERATING TIME	180 DAYS	180 DAYS	78,546	47	TEST		
TEMPERATURE (F)	330	350	85	47	TEST		MAINTENANCE REQUIREMENTS: REFERENCE 47 PRINT 8031-M-123-322-11, SECTION D AND APPENDIX A.
PRESSURE (PSIA)	58.7	92.7	85	47	TEST		
RELATIVE HUMIDITY (%)	100	100	85	47	TEST		
RADIATION	6.39 E7	2.00 E8	85	47	TEST		REMARKS:
AGING	40 YRS.	40 YRS.	N/A	47	TEST & ANAL.		

DEFICIENCY RESOLUTION:

FACILITY: LGS UNIT: 1 DOCKET: 50-352 EQRR: 30
PREPARED BY: RDC DATE: 07/11/83 REVISION DATE: 08/29/83
REVIEWED BY: FMV DATE: 08/29/83

SYSTEM: DRYWELL HVAC
PLANT ID: 77-1BV212
COMPONENT: MOTOR
ASSOC COMP: FAN
ASSOC COMP: FAN CABINET
MANUFACTU: RELIANCE MOTOR
ASSOC MANF: JOY MFG
ASSOC MANF: AMERICAN AIR FILTER
SERVICE: DRYWELL UNIT COOLER.

ACCY: SPEC: N/A
DEMON: N/A
REF: N/A
MODEL NO.: 326T
ASSOC M/N: N/A
ASSOC M/N: N/A
SERIAL NO:
ASSOC S/N: N/A
ASSOC S/N: N/A

LOCATION: PRI CONT/ZONE 4
RACK/PANEL: N/A
ASSOC. DWG: LOC: M-0118
P&ID: M-77
P.O. NO: M-123

FUNCTION: PROVIDES MOTIVE FORCE FOR ASSOCIATED FAN UNIT. INTERMITTENT DUTY. REQUIRED FOR LOCA ONLY.

SUBMERGENCE: N/A
CHEMICAL SPRAY: YES

PARAMETER	ENVIRONMENT		DOCUMENTATION REFERENCE		QUALIFICATION	OUTSTANDING ITEMS	INTERFACES:
	SPECIFICATION	QUALIFICATION	SPECIFICATION	QUALIFICATION	METHOD		LUGS: EQRR 171 CABLE: EQRR 22
OPERATING TIME	180 DAYS	180 DAYS	78,546	47	TEST		
TEMPERATURE (F)	330	350	85	47	TEST		MAINTENANCE REQUIREMENTS: REFERENCE 47 PRINT 8031-M-123-322-11, SECTION D AND APPENDIX A.
PRESSURE (PSIA)	58.7	92.7	85	47	TEST		
RELATIVE HUMIDITY (%)	100	100	85	47	TEST		
RADIATION	6.39 E7	2.00 E8	85	47	TEST		REMARKS:
AGING	40 YRS.	40 YRS.	N/A	47	TEST & ANAL.		

DEFICIENCY RESOLUTION:

PREPARED BY: RDC DATE: 07/11/83 REVISION DATE: 08/29/83

FACILITY: LGS UNIT: 1 DOCKET: 50-352 EQRR: 30

REVIEWED BY: FMV DATE: 08/29/83

SYSTEM: DRYWELL HVAC

ACCY: SPEC: N/A
DEMON: N/A
REF: N/A

LOCATION: PRI CONT/ZONE 4

PLANT ID: 77-1GV212

RACK/PANEL: N/A

COMPONENT: MOTOR
ASSOC COMP: FAN
ASSOC COMP: FAN CABINET

MODEL NO.: 326T
ASSOC M/N: N/A
ASSOC M/N: N/A

ASSOC. DWG: LOC: M-0118
P&ID: M-77

MANUFACTU: RELIANCE MOTOR
ASSOC MANF: JOY MFG
ASSOC MANF: AMERICAN AIR FILTER

SERIAL NO:
ASSOC S/N: N/A
ASSOC S/N: N/A

SERVICE: DRYWELL UNIT COOLER.

P.O. NO: M-123

FUNCTION: PROVIDES MOTIVE FORCE FOR ASSOCIATED FAN UNIT. INTERMITTENT DUTY. REQUIRED FOR LOCA ONLY.

SUBMERGENCE: N/A

CHEMICAL SPRAY: YES

PARAMETER	ENVIRONMENT		DOCUMENTATION REFERENCE		QUALIFICATION	OUTSTANDING ITEMS	INTERFACES:
	SPECIFICATION	QUALIFICATION	SPECIFICATION	QUALIFICATION	METHOD		LUGS: EQRR 171 CABLE: EQRR 22
OPERATING TIME	180 DAYS	180 DAYS	78,546	47	TEST		
TEMPERATURE (F)	330	350	85	47	TEST		MAINTENANCE REQUIREMENTS: REFERENCE 47 PRINT 8031-M-123-322-11,
PRESSURE (PSIA)	58.7	92.7	85	47	TEST		SECTION D AND APPENDIX A.
RELATIVE HUMIDITY (%)	100	100	85	47	TEST		
RADIATION	6.39 E7	2.00 E8	85	47	TEST		REMARKS:
AGING	40 YRS.	40 YRS.	N/A	47	TEST & ANAL.		

DEFICIENCY RESOLUTION:

FACILITY: LGS UNIT: 1 DOCKET: 50-352 EQRR: 30

PREPARED BY: RDC DATE: 07/11/83 REVISION DATE: 08/29/83

REVIEWED BY: FMV DATE: 08/29/83

SYSTEM: DRYWELL HVAC

PLANT ID: 77-1HV212

COMPONENT: MOTOR
ASSOC COMP: FAN
ASSOC COMP: FAN CABINET

MANUFACTU: RELIANCE MOTOR
ASSOC MANF: JOY MFG
ASSOC MANF: AMERICAN AIR FILTER

SERVICE: DRYWELL UNIT COOLER.

FUNCTION: PROVIDES MOTIVE FORCE FOR ASSOCIATED FAN UNIT. INTERMITTENT DUTY. REQUIRED FOR LOCA ONLY.

ACCY: SPEC: N/A
DEMON: N/A
REF: N/A

MODEL NO.: 326T
ASSOC M/N: N/A
ASSOC M/N: N/A

SERIAL NO:
ASSOC S/N: N/A
ASSOC S/N: N/A

LOCATION: PRI CONT/ZONE 4

RACK/PANEL: N/A

ASSOC. DWG: LOC: M-0118
P&ID: M-77

P.O. NO: M-123

SUBMERGENCE: N/A

CHEMICAL SPRAY: YES

PARAMETER	ENVIRONMENT		DOCUMENTATION REFERENCE		QUALIFICATION	OUTSTANDING ITEMS	INTERFACES: LUGS: EQRR 171 CABLE: EQRR 22
	SPECIFICATION	QUALIFICATION	SPECIFICATION	QUALIFICATION	METHOD		
OPERATING TIME	180 DAYS	180 DAYS	78,546	47	TEST		
TEMPERATURE (F)	330	350	85	47	TEST		MAINTENANCE REQUIREMENTS: REFERENCE 47 PRINT 8031-M-123-322-11, SECTION D AND APPENDIX A.
PRESSURE (PSIA)	58.7	92.7	85	47	TEST		
RELATIVE HUMIDITY (Z)	100	100	85	47	TEST		
RADIATION	6.39 E7	2.00 E8	85	47	TEST		REMARKS:
AGING	40 YRS.	40 YRS.	N/A	47	TEST & ANAL.		

DEFICIENCY RESOLUTION:

PREPARED BY: FMV DATE: 03/08/84 REVISION DATE: 03/08/84

FACILITY: LGS UNIT: 1 DOCKET: 50-352 EQRR: 142

REVIEWED BY: MJB DATE: 03/08/84

SYSTEM: ECCS PUMP ROOM HVAC

PLANT ID: PDSM-76-128A

COMPONENT: PRESSURE DIFFERENTIAL SWITCH
ASSOC COMP: STEAM FLOODING DAMPER
ASSOC COMP: N/A

MANUFACTU: AUTOMATIC SWITCH COMPANY
ASSOC MANF: AMERICAN WARMING & VENTILATION
ASSOC MANF: N/A

SERVICE: STEAM FLOODING DAMPER BPD-201-39A FOR THE RHR PIPING AREA.

FUNCTION: SENSES DIFFERENTIAL PRESSURE AND PROVIDES SIGNAL TO ASSOCIATED SOLENOID RELEASE (WHICH CLOSES THE DAMPER). REQUIRED FOR HELB ONLY.

ACCY: SPEC: 10% ADJ. RANGE
DEMON: -2.2% ADJ. RANGE
REF: 177

MODEL NO.: SB31AMR/TA31A16
ASSOC M/N: N/A
ASSOC M/N: N/A

SERIAL NO:
ASSOC S/N: N/A
ASSOC S/N: N/A

LOCATION: ROOM 309

RACK/PANEL: N/A

ASSOC. DWG: LOC: M-1095
PID: M-76

P.O. NO: M-113

SUBMERGENCE: N/A

CHEMICAL SPRAY: N/A

PARAMETER	ENVIRONMENT		DOCUMENTATION REFERENCE		QUALIFICATION	OUTSTANDING ITEMS	INTERFACES:
	SPECIFICATION	QUALIFICATION	SPECIFICATION	QUALIFICATION	METHOD		LUGS: EQRR 171 CABLE: EQRR 22
OPERATING TIME	1 MIN.	1 HR.	534	177	TEST		
TEMPERATURE (F)	235 (C)	326	700	177	TEST		MAINTENANCE REQUIREMENTS:
PRESSURE (PSIA)	16.1 (C)	24.9	85	176	ANAL.		
RELATIVE HUMIDITY (%)	100 (C)	100	85	176	ANAL.		
RADIATION	8.74 E5	1.75 E7	85	177	ANAL.		REMARKS: SPECIFIED RADIATION IS FOR HELB.
AGING	40 YRS.	5 YRS.	N/A	177	ANAL.		

DEFICIENCY RESOLUTION:

FACILITY: LGS UNIT: 1 DOCKET: 50-352 EQRR: 142 PREPARED BY: FMV DATE: 03/08/84 REVISION DATE: 03/01/84
REVIEWED BY: MJB DATE: 03/08/84

SYSTEM: ECCS PUMP ROOM HVAC
PLANT ID: PDSH-76-128B
COMPONENT: PRESSURE DIFFERENTIAL SWITCH
ASSOC COMP: STEAM FLOODING DAMPER
ASSOC COMP: N/A
MANUFACTU: AUTOMATIC SWITCH COMPANY
ASSOC MANF: AMERICAN WARMING & VENTILATION
ASSOC MANF: N/A

ACCY: SPEC: 10% ADJ. RANGE
DEMON: -2.2% ADJ. RANGE
REF: 177
MODEL NO.: SB31AMR/TA31A16
ASSOC M/N: N/A
ASSOC M/N: N/A
SERIAL NO:
ASSOC S/N: N/A
ASSOC S/N: N/A

LOCATION: ROOM 309
RACK/PANEL: N/A
ASSOC. DWG: LOC: M-1095
P&ID: M-76

SERVICE: STEAM FLOODING DAMPER BPD-201-39B FOR THE RHR PIPING AREA.

P.O. NO: M-113

FUNCTION: SENSES DIFFERENTIAL PRESSURE AND PROVIDES SIGNAL TO ASSOCIATED SOLENOID RELEASE (WHICH CLOSES THE DAMPER). REQUIRED FOR HELB ONLY.

SUBMERGENCE: N/A

CHEMICAL SPRAY: N/A

PARAMETER	ENVIRONMENT		DOCUMENTATION REFERENCE		QUALIFICATION	OUTSTANDING ITEMS	INTERFACES:
	SPECIFICATION	QUALIFICATION	SPECIFICATION	QUALIFICATION	METHOD		LUGS: EQRR 171 CABLE: EQRR 22
OPERATING TIME	1 MIN.	1 HR.	534	177	TEST		
TEMPERATURE (F)	235 (C)	326	700	177	TEST		MAINTENANCE REQUIREMENTS:
PRESSURE (PSIA)	16.1 (C)	24.9	85	176	ANAL.		
RELATIVE HUMIDITY (%)	100 (C)	100	85	176	ANAL.		
RADIATION	8.74 E5	1.75 E7	85	177	ANAL.		REMARKS: SPECIFIED RADIATION IS FOR HELB.
AGING	40 YRS.	5 YRS.	N/A	177	ANAL.		

DEFICIENCY RESOLUTION:

PREPARED BY: FMV DATE: 03/08/84 REVISION DATE: 03/01/84

FACILITY: LGS UNIT: 1 DOCKET: 50-352 EQRR: 142

REVIEWED BY: WJB DATE: 03/08/84

SYSTEM: ECCS PUMP ROOM HVAC

ACCY: SPEC: 10% ADJ. RANGE
DEMON: -2.2% ADJ. RANGE
REF: 177

LOCATION: ROOM 304

PLANT ID: PDSH-76-153A

RACK/PANEL: N/A

COMPONENT: PRESSURE DIFFERENTIAL SWITCH
ASSOC COMP: STEAM FLOODING DAMPER
ASSOC COMP: N/A

MODEL NO.: SB31AMR/TA31A16
ASSOC M/N: N/A
ASSOC M/N: N/A

ASSOC. DWG: LOC: M-1095
P&ID: M-76

MANUFACTU: AUTOMATIC SWITCH COMPANY
ASSOC MANF: AMERICAN WARMING & VENTILATION
ASSOC MANF: N/A

SERIAL NO:
ASSOC S/N: N/A
ASSOC S/N: N/A

SERVICE: STEAM FLOODING DAMPER BPD-202-20A FOR THE RHR PIPING AREA.

P.O. NO: M-113

FUNCTION: SENSES DIFFERENTIAL PRESSURE AND PROVIDES SIGNAL TO ASSOCIATED SOLENOID RELEASE (WHICH CLOSES THE DAMPER). REQUIRED FOR HELB ONLY.

SUBMERGENCE: N/A

CHEMICAL SPRAY: N/A

PARAMETER	ENVIRONMENT		DOCUMENTATION REFERENCE		QUALIFICATION	OUTSTANDING ITEMS	INTERFACES: LUGS: EQRR 171 CABLE: EQRR 22
	SPECIFICATION	QUALIFICATION	SPECIFICATION	QUALIFICATION	METHOD		
OPERATING TIME	1 MIN.	1 HR.	534	177	TEST		
TEMPERATURE (F)	115	326	85	177	TEST		MAINTENANCE REQUIREMENTS:
PRESSURE (PSIA)	14.7	24.9	85	176	ANAL.		
RELATIVE HUMIDITY (%)	90	100	85	176	ANAL.		
RADIATION	2.58 E4	1.75 E7	85	177	ANAL.		REMARKS: SPECIFIED RADIATION IS FOR HELB.
AGING	40 YRS.	5 YRS.	N/A	177	ANAL.		

DEFICIENCY RESOLUTION:

FACILITY: LGS UNIT: 1 DOCKET: 50-352 EQRR: 142

PREPARED BY: FMV DATE: 03/08/84 REVISION DATE: 03/01/84

REVIEWED BY: WJB DATE: 03/08/84

SYSTEM: ECCS PUMP ROOM HVAC

PLANT ID: PDSH-76-153B

COMPONENT: PRESSURE DIFFERENTIAL SWITCH
ASSOC COMP: STEAM FLOODING DAMPER
ASSOC COMP: N/A

MANUFACTU: AUTOMATIC SWITCH COMPANY
ASSOC MANF: AMERICAN WARMING & VENTILATION
ASSOC MANF: N/A

SERVICE: STEAM FLOODING DAMPER BPD-202-20B FOR THE RHR PIPING AREA.

FUNCTION: SENSES DIFFERENTIAL PRESSURE AND PROVIDES SIGNAL TO ASSOCIATED SOLENOID RELEASE (WHICH CLOSES THE DAMPER). REQUIRED FOR HELB ONLY.

ACCY: SPEC: 10% ADJ. RANGE
DEMON: -2.2% ADJ. RANGE
REF: 177

MODEL NO.: SB31AMR/TA31A16
ASSOC M/N: N/A
ASSOC M/N: N/A

SERIAL NO:
ASSOC S/N: N/A
ASSOC S/N: N/A

LOCATION: ROOM 304

RACK/PANEL: N/A

ASSOC. DWG: LOC: M-1095
P&ID: M-76

P.O. NO: M-113

SUBMERGENCE: N/A

CHEMICAL SPRAY: N/A

PARAMETER	ENVIRONMENT		DOCUMENTATION REFERENCE		QUALIFICATION	OUTSTANDING ITEMS	INTERFACES:
	SPECIFICATION	QUALIFICATION	SPECIFICATION	QUALIFICATION	METHOD		LUGS: EQRR 171 CABLE: EQRR 22
OPERATING TIME	1 MIN.	1 HR.	534	177	TEST		
TEMPERATURE (F)	115	326	85	177	TEST		MAINTENANCE REQUIREMENTS:
PRESSURE (PSIA)	14.7	24.9	85	176	ANAL.		
RELATIVE HUMIDITY (%)	90	100	85	176	ANAL.		
RADIATION	2.58 E4	1.75 E7	85	177	ANAL.		REMARKS: SPECIFIED RADIATION IS FOR HELB.
AGING	40 YRS.	5 YRS.	N/A	177	ANAL.		

DEFICIENCY RESOLUTION:

FACILITY: LGS UNIT: 1 DOCKET: 50-352 EQRR: 142
PREPARED BY: FMV DATE: 03/08/84 REVISION DATE: 03/01/84
REVIEWED BY: WJB DATE: 03/08/84

SYSTEM: ECCS PUMP ROOM HVAC
ACCY: SPEC: 10% ADJ. RANGE
DEMON: -2.2% ADJ. RANGE
REF: 177
LOCATION: ROOM 522

PLANT ID: PDSH-76-156A
RACK/PANEL: N/A

COMPONENT: PRESSURE DIFFERENTIAL SWITCH
MODEL NO.: SB31AMR/TA31A16
ASSOC COMP: STEAM FLOODING DAMPER
ASSOC M/N: N/A
ASSOC. DWG: LOC: M-1080
ASSOC COMP: N/A
ASSOC M/N: N/A
P&ID: M-76

MANUFACTU: AUTOMATIC SWITCH COMPANY
SERIAL NO:
ASSOC MANF: AMERICAN WARMING & VENTILATION
ASSOC S/N: N/A
ASSOC MANF: N/A
ASSOC S/N: N/A

SERVICE: STEAM FLOODING DAMPER BPD-203-44A FOR THE STEAM VENT TUNNEL.
P.O. NO: M-113

FUNCTION: SENSES DIFFERENTIAL PRESSURE AND PROVIDES SIGNAL TO ASSOCIATED SOLENOID RELEASE (WHICH CLOSES THE DAMPER). REQUIRED FOR HELB ONLY.
SUBMERGENCE: N/A
CHEMICAL SPRAY: N/A

PARAMETER	ENVIRONMENT		DOCUMENTATION REFERENCE		QUALIFICATION	OUTSTANDING ITEMS	INTERFACES: LUGS: EQRR 171 CABLE: EQRR 22
	SPECIFICATION	QUALIFICATION	SPECIFICATION	QUALIFICATION	METHOD		
OPERATING TIME	1 MIN.	1 HR.	534	177	TEST		
TEMPERATURE (F)	210 (F)	326	85	177	TEST		MAINTENANCE REQUIREMENTS:
PRESSURE (PSIA)	17.4 (G)	24.9	85	176	ANAL.		
RELATIVE HUMIDITY (%)	100 (G)	100	85	176	ANAL.		
RADIATION	1.28 E6	1.75 E7	85	177	ANAL.		REMARKS: SPECIFIED RADIATION IS FOR HELB.
AGING	40 YRS.	5 YRS.	N/A	177	ANAL.		

DEFICIENCY RESOLUTION:

FACILITY: LGS UNIT: 1 DOCKET: 50-352 EQRR: 142
PREPARED BY: FMV DATE: 03/08/84 REVISION DATE: 03/01/84
REVIEWED BY: WJB DATE: 03/08/84

SYSTEM: ECCS PUMP ROOM HVAC
ACCY: SPEC: 10% ADJ. RANGE
DEMON: -2.2% ADJ. RANGE
REF: 177
LOCATION: ROOM 522

PLANT ID: PDSH-76-156B
RACK/PANEL: N/A

COMPONENT: PRESSURE DIFFERENTIAL SWITCH
MODEL NO.: SB31AMR/TA31A16
ASSOC COMP: STEAM FLOODING DAMPER
ASSOC M/N: N/A
ASSOC. DWG: LOC: M-1080
ASSOC COMP: N/A
ASSOC M/N: N/A
P&ID: M-76

MANUFACTU: AUTOMATIC SWITCH COMPANY
SERIAL NO:
ASSOC MANF: AMERICAN WARMING & VENTILATION
ASSOC S/N: N/A
ASSOC MANF: N/A
ASSOC S/N: N/A

SERVICE: STEAM FLOODING DAMPER BPD-203-44B FOR THE STEAM VENT TUNNEL.
P.O. NO: M-113

FUNCTION: SENSES DIFFERENTIAL PRESSURE AND PROVIDES SIGNAL TO ASSOCIATED SOLENOID RELEASE (WHICH CLOSES THE DAMPER). REQUIRED FOR HELB ONLY.
SUBMERGENCE: N/A
CHEMICAL SPRAY: N/A

PARAMETER	ENVIRONMENT		DOCUMENTATION REFERENCE		QUALIFICATION	OUTSTANDING ITEMS	INTERFACES: LUGS: EQRR 171 CABLE: EQRR 22
	SPECIFICATION	QUALIFICATION	SPECIFICATION	QUALIFICATION	METHOD		
OPERATING TIME	1 MIN.	1 HR.	534	177	TEST		
TEMPERATURE (F)	210 (F)	326	85	177	TEST		MAINTENANCE REQUIREMENTS:
PRESSURE (PSIA)	17.4 (G)	24.9	85	176	ANAL.		
RELATIVE HUMIDITY (%)	100 (G)	100	85	176	ANAL.		
RADIATION	1.28 E6	1.75 E7	85	177	ANAL.		REMARKS: SPECIFIED RADIATION IS FOR HELB.
AGING	40 YRS.	5 YRS.	N/A	177	ANAL.		

DEFICIENCY RESOLUTION:

FACILITY: LGS UNIT: 1 DOCKET: 50-352 EQRR: 142
PREPARED BY: FMV DATE: 03/08/84 REVISION DATE: 03/01/84
REVIEWED BY: WJB DATE: 03/08/84

SYSTEM: ECCS PUMP ROOM HVAC
PLANT ID: PDSH-76-157A
COMPONENT: PRESSURE DIFFERENTIAL SWITCH
ASSOC COMP: STEAM FLOODING DAMPER
ASSOC COMP: N/A
MANUFACTU: AUTOMATIC SWITCH COMPANY
ASSOC MANF: AMERICAN WARMING & VENTILATION
ASSOC MANF: N/A

SERVICE: STEAM FLOODING DAMPER BPD-203-4A FOR THE MAIN STEAM TUNNEL.

FUNCTION: SENSES DIFFERENTIAL PRESSURE AND PROVIDES SIGNAL TO ASSOCIATED SOLENOID RELEASE (WHICH CLOSES THE DAMPER). REQUIRED FOR HELB ONLY.

ACCY: SPEC: 10% ADJ. RANGE
DEMON: -2.2% ADJ. RANGE
REF: 177
MODEL NO.: SB31AMR/TA31A16
ASSOC M/N: N/A
ASSOC M/N: N/A
SERIAL NO:
ASSOC S/N: N/A
ASSOC S/N: N/A

LOCATION: ROOM 407
RACK/PANEL: N/A
ASSOC. DWG: LOC: M-1068
P&ID: M-76
P.O. NO: M-113
SUBMERGENCE: N/A
CHEMICAL SPRAY: N/A

PARAMETER	ENVIRONMENT		DOCUMENTATION REFERENCE		QUALIFICATION	OUTSTANDING ITEMS	INTERFACES: LUGS: EQRR 171 CABLE: EQRR 22
	SPECIFICATION	QUALIFICATION	SPECIFICATION	QUALIFICATION	METHOD		
OPERATING TIME	1 MIN.	1 HR.	534	177	TEST		
TEMPERATURE (F)	235 (H)	326	700	177	TEST		MAINTENANCE REQUIREMENTS:
PRESSURE (PSIA)	24.6 (H)	24.9	85	176	ANAL.		
RELATIVE HUMIDITY (%)	100 (H)	100	85	176	ANAL.		
RADIATION	1.38 E6	1.75 E7	85	177	ANAL.		REMARKS: SPECIFIED RADIATION IS FOR HELB.
AGING	40 YRS.	5 YRS.	N/A	177	ANAL.		

DEFICIENCY RESOLUTION:

FACILITY: LGS UNIT: 1 DOCKET: 50-352 EQRR: 142

PREPARED BY: FMV DATE: 03/08/84 REVISION DATE: 03/01/84

REVIEWED BY: WJB DATE: 03/08/84

SYSTEM: ECCS PUMP ROOM HVAC

PLANT ID: PDSH-76-157B

COMPONENT: PRESSURE DIFFERENTIAL SWITCH
ASSOC COMP: STEAM FLOODING DAMPER
ASSOC COMP: N/A

MANUFACTU: AUTOMATIC SWITCH COMPANY
ASSOC MANF: AMERICAN WARMING & VENTILATION
ASSOC MANF: N/A

SERVICE: STEAM FLOODING DAMPER BPD-203-4B FOR THE MAIN STEAM TUNNEL.

FUNCTION: SENSES DIFFERENTIAL PRESSURE AND PROVIDES SIGNAL TO ASSOCIATED SOLENOID RELEASE (WHICH CLOSES THE DAMPER). REQUIRED FOR HELB ONLY.

ACCY: SPEC: 10% ADJ. RANGE
DEMON: -2.2% ADJ. RANGE
REF: 177

MODEL NO.: SB31AMR/TA31A16
ASSOC M/N: N/A
ASSOC M/N: N/A

SERIAL NO:
ASSOC S/N: N/A
ASSOC S/N: N/A

LOCATION: ROOM 407

RACK/PANEL: N/A

ASSOC. DWG: LOC: M-1068
P&ID: M-76

P.O. NO: M-113

SUBMERGENCE: N/A

CHEMICAL SPRAY: N/A

PARAMETER	ENVIRONMENT		DOCUMENTATION REFERENCE		QUALIFICATION	OUTSTANDING ITEMS	INTERFACES: LUGS: EQRR 171 CABLE: EQRR 22
	SPECIFICATION	QUALIFICATION	SPECIFICATION	QUALIFICATION	METHOD		
OPERATING TIME	1 MIN.	1 HR.	534	177	TEST		
TEMPERATURE (F)	235 (H)	326	700	177	TEST		MAINTENANCE REQUIREMENTS:
PRESSURE (PSIA)	24.6 (H)	24.9	85	176	ANAL.		
RELATIVE HUMIDITY (%)	100 (H)	100	85	176	ANAL.		
RADIATION	1.38 E6	1.75 E7	85	177	ANAL.		REMARKS: SPECIFIED RADIATION IS FOR HELB.
AGING	40 YRS.	5 YRS.	N/A	177	ANAL.		

DEFICIENCY RESOLUTION:

FACILITY: LGS UNIT: 1 DOCKET: 50-352 EQRR: 142

PREPARED BY: FMV DATE: 03/08/84 REVISION DATE: 03/01/84

REVIEWED BY: MJB DATE: 03/0[illegible]/84

SYSTEM: ECCS PUMP ROOM HVAC

PLANT ID: PDSH-76-158A

COMPONENT: PRESSURE DIFFERENTIAL SWITCH
ASSOC COMP: STEAM FLOODING DAMPER
ASSOC COMP: N/A

MANUFACTU: AUTOMATIC SWITCH COMPANY
ASSOC MANF: AMERICAN WARMING & VENTILATION
ASSOC MANF: N/A

SERVICE: STEAM FLOODING DAMPER BPD-203-9A FOR THE CLEAN UP RECIRCULATION PUMP AREA.

FUNCTION: SENSES DIFFERENTIAL PRESSURE AND PROVIDES SIGNAL TO ASSOCIATED SOLENOID RELEASE (WHICH CLOSES THE DAMPER). REQUIRED FOR HELB ONLY.

ACCY: SPEC: 10% ADJ. RANGE
DEMON: -2.2% ADJ. RANGE
REF: 177

MODEL NO.: SB31AMR/TA31A16
ASSOC M/N: N/A
ASSOC M/N: N/A

SERIAL NO:
ASSOC S/N: N/A
ASSOC S/N: N/A

LOCATION: ROOM 508

RACK/PANEL: N/A

ASSOC. DNG: LOC: M-1069
P&ID: M-76

P.O. NO: M-113

SUBMERGENCE: N/A

CHEMICAL SPRAY: N/A

PARAMETER	ENVIRONMENT		DOCUMENTATION REFERENCE		QUALIFICATION	OUTSTANDING ITEMS	INTERFACES: LUGS: EQRR 171 CABLE: EQRR 22
	SPECIFICATION	QUALIFICATION	SPECIFICATION	QUALIFICATION	METHOD		
OPERATING TIME	1 MIN.	1 HR.	534	177	TEST		
TEMPERATURE (F)	217 (E)	326	85	177	TEST		MAINTENANCE REQUIREMENTS:
PRESSURE (PSIA)	17.4 (G)	24.9	85	176	ANAL.		
RELATIVE HUMIDITY (%)	100 (E)	100	85	176	ANAL.		
RADIATION	1.16 E6	1.75 E7	85	177	ANAL.		REMARKS: SPECIFIED RADIATION IS FOR HELB.
AGING	40 YRS.	5 YRS.	N/A	177	ANAL.		

DEFICIENCY RESOLUTION:

FACILITY: LGS UNIT: 1 DOCKET: 50-352 EQRR: 142

PREPARED BY: FMV DATE: 03/08/84 REVISION DATE: 03/01/84

REVIEWED BY: MJB DATE: 03/08/84

SYSTEM: ECCS PUMP ROOM HVAC

ACCY: SPEC: 10% ADJ. RANGE
DEMON: -2.2% ADJ. RANGE
REF: 177

LOCATION: ROOM 508

PLANT ID: PDSH-76-158B

RACK/PANEL: N/A

COMPONENT: PRESSURE DIFFERENTIAL SWITCH
ASSOC COMP: STEAM FLOODING DAMPER
ASSOC COMP: N/A

MODEL NO.: SB31AMR/TA31A16
ASSOC M/N: N/A
ASSOC M/N: N/A

ASSOC. DWG: LOC: M-1069
P&ID: M-76

MANUFACTU: AUTOMATIC SWITCH COMPANY
ASSOC MANF: AMERICAN WARMING & VENTILATION
ASSOC MANF: N/A

SERIAL NO:
ASSOC S/N: N/A
ASSOC S/N: N/A

SERVICE: STEAM FLOODING DAMPER BPD-203-9B FOR THE CLEAN UP RECIRCULATION PUMP AREA.

P.O. NO: M-113

FUNCTION: SENSES DIFFERENTIAL PRESSURE AND PROVIDES SIGNAL TO ASSOCIATED SOLENOID RELEASE (WHICH CLOSES THE DAMPER). REQUIRED FOR HELB ONLY.

SUBMERGENCE: N/A

CHEMICAL SPRAY: N/A

PARAMETER	ENVIRONMENT		DOCUMENTATION REFERENCE		QUALIFICATION	OUTSTANDING ITEMS	INTERFACES: LUGS: EQRR 171 CABLE: EQRR 22
	SPECIFICATION	QUALIFICATION	SPECIFICATION	QUALIFICATION	METHOD		
OPERATING TIME	1 MIN.	1 HR.	534	177	TEST		
TEMPERATURE (F)	217 (E)	326	85	177	TEST		MAINTENANCE REQUIREMENTS:
PRESSURE (PSIA)	17.4 (G)	24.9	85	176	ANAL.		
RELATIVE HUMIDITY (%)	100 (E)	100	85	176	ANAL.		
RADIATION	1.16 E6	1.75 E7	85	177	ANAL.		REMARKS: SPECIFIED RADIATION IS FOR HELB.
AGING	40 YRS.	5 YRS.	N/A	177	ANAL.		

DEFICIENCY RESOLUTION:

FACILITY: LGS UNIT: 1 DOCKET: 50-352 EQRR: 142

PREPARED BY: FMV DATE: 03/08/84 REVISION DATE: 03/01/84

REVIEWED BY: WJB DATE: 03/08/84

SYSTEM: ECCS PUMP ROOM HVAC

ACCY: SPEC: 10% ADJ. RANGE
DEMON: -2.2% ADJ. RANGE
REF: 177

LOCATION: ROOM 509

PLANT ID: PDSH-76-159A

RACK/PANEL: N/A

COMPONENT: PRESSURE DIFFERENTIAL SWITCH
ASSOC COMP: STEAM FLOODING DAMPER
ASSOC COMP: N/A

MODEL NO.: SB31AMR/TA31A16
ASSOC M/N: N/A
ASSOC M/N: N/A

ASSOC. DWG: LOC: M-1069
P&ID: M-76

MANUFACTU: AUTOMATIC SWITCH COMPANY
ASSOC MANF: AMERICAN WARMING & VENTILATION
ASSOC MANF: N/A

SERIAL NO:
ASSOC S/N: N/A
ASSOC S/N: N/A

SERVICE: STEAM FLOODING DAMPER BPD-203-10A FOR THE CLEAN UP RECIRCULATION PUMP AREA.

P.O. NO: M-113

FUNCTION: SENSES DIFFERENTIAL PRESSURE AND PROVIDES SIGNAL TO ASSOCIATED SOLENOID RELEASE (WHICH CLOSES THE DAMPER). REQUIRED FOR HELB ONLY.

SUBMERGENCE: N/A

CHEMICAL SPRAY: N/A

PARAMETER	ENVIRONMENT		DOCUMENTATION REFERENCE		QUALIFICATION	OUTSTANDING ITEMS	INTERFACES: LUGS: EQRR 171 CABLE: EQRR 22
	SPECIFICATION	QUALIFICATION	SPECIFICATION	QUALIFICATION	METHOD		
OPERATING TIME	1 MIN.	1 HR.	534	177	TEST		
TEMPERATURE (F)	217 (E)	326	85	177	TEST		MAINTENANCE REQUIREMENTS:
PRESSURE (PSIA)	17.4 (G)	24.9	85	176	ANAL.		
RELATIVE HUMIDITY (%)	100 (E)	100	85	176	ANAL.		
RADIATION	1.16 E6	1.75 E7	85	177	ANAL.		REMARKS: SPECIFIED RADIATION IS FOR HELB.
AGING	40 YRS.	5 YRS.	N/A	177	ANAL.		

DEFICIENCY RESOLUTION:

FACILITY: LGS UNIT: 1 DOCKET: 50-352 EQRR: 142

PREPARED BY: FMV DATE: 03/08/84 REVISION DATE: 03/01/84

REVIEWED BY: WJB DATE: 03/08/84

SYSTEM: ECCS PUMP ROOM HVAC

PLANT ID: PDSH-76-159B

COMPONENT: PRESSURE DIFFERENTIAL SWITCH
ASSOC COMP: STEAM FLOODING DAMPER
ASSOC COMP: N/A

MANUFACTU: AUTOMATIC SWITCH COMPANY
ASSOC MANF: AMERICAN WARMING & VENTILATION
ASSOC MANF: N/A

SERVICE: STEAM FLOODING DAMPER BPD-203-10B FOR THE CLEAN UP RECIRCULATION PUMP AREA.

FUNCTION: SENSES DIFFERENTIAL PRESSURE AND PROVIDES SIGNAL TO ASSOCIATED SOLENOID RELEASE (WHICH CLOSES THE DAMPER). REQUIRED FOR HELB ONLY.

ACCY: SPEC: 10% ADJ. RANGE
DEMON: -2.2% ADJ. RANGE
REF: 177

MODEL NO.: SB31AMR/TA31A16
ASSOC M/N: N/A
ASSOC M/N: N/A

SERIAL NO:
ASSOC S/N: N/A
ASSOC S/N: N/A

LOCATION: ROOM 509

RACK/PANEL: N/A

ASSOC. DWG: LOC: M-1069
P&ID: M-76

P.O. NO: M-113

SUBMERGENCE: N/A

CHEMICAL SPRAY: N/A

PARAMETER	ENVIRONMENT		DOCUMENTATION REFERENCE		QUALIFICATION	OUTSTANDING ITEMS	INTERFACES: LUGS: EQRR 171 CABLE: EQRR 22
	SPECIFICATION	QUALIFICATION	SPECIFICATION	QUALIFICATION	METHOD		
OPERATING TIME	1 MIN.	1 HR.	534	177	TEST		
TEMPERATURE (F)	217 (E)	326	85	177	TEST		MAINTENANCE REQUIREMENTS:
PRESSURE (PSIA)	17.4 (G)	24.9	85	176	ANAL.		
RELATIVE HUMIDITY (%)	100 (E)	100	85	176	ANAL.		
RADIATION	1.16 E6	1.75 E7	85	177	ANAL.		REMARKS: SPECIFIED RADIATION IS FOR HELB.
AGING	40 YRS.	5 YRS.	N/A	177	ANAL.		

DEFICIENCY RESOLUTION:

FACILITY: LGS UNIT: 1 DOCKET: 50-352 EQRR: 142
PREPARED BY: FMV DATE: 03/08/84 REVISION DATE: 03/01/84
REVIEWED BY: WJB DATE: 03/08/84

SYSTEM: ECCS PUMP ROOM HVAC
PLANT ID: PDSH-76-160A
COMPONENT: PRESSURE DIFFERENTIAL SWITCH
ASSOC COMP: STEAM FLOODING DAMPER
ASSOC COMP: N/A
MANUFACTU: AUTOMATIC SWITCH COMPANY
ASSOC MANF: AMERICAN WARMING & VENTILATION
ASSOC MANF: N/A

SERVICE: STEAM FLOODING DAMPER BPD-203-14A FOR THE PIPE PENETRATION AREA, ELEVATION 217.

FUNCTION: SENSES DIFFERENTIAL PRESSURE AND PROVIDES SIGNAL TO ASSOCIATED SOLENOID RELEASE (WHICH CLOSES THE DAMPER). REQUIRED FOR HELB ONLY.

ACCY: SPEC: 10% ADJ. RANGE
DEMON: -2.2% ADJ. RANGE
REF: 177
MODEL NO.: SB31AMR/TA31A16
ASSOC M/N: N/A
ASSOC M/N: N/A
SERIAL NO:
ASSOC S/N: N/A
ASSOC S/N: N/A

LOCATION: ROOM 307
RACK/PANEL: N/A
ASSOC. DWG: LOC: M-1075
P&ID: M-76
P.O. NO: M-113
SUBMERGENCE: N/A
CHEMICAL SPRAY: N/A

PARAMETER	ENVIRONMENT		DOCUMENTATION REFERENCE		QUALIFICATION	OUTSTANDING ITEMS	INTERFACES: LUGS: EQRR 171 CABLE: EQRR 22
	SPECIFICATION	QUALIFICATION	SPECIFICATION	QUALIFICATION	METHOD		
OPERATING TIME	1 MIN.	1 HR.	534	177	TEST		
TEMPERATURE (F)	235 (C)	326	700	177	TEST		MAINTENANCE REQUIREMENTS:
PRESSURE (PSIA)	16.1 (C)	24.9	85	176	ANAL.		
RELATIVE HUMIDITY (%)	100 (C)	100	85	176	ANAL.		
RADIATION	8.74 E5	1.75 E7	85	177	ANAL.		REMARKS: SPECIFIED RADIATION IS FOR HELB.
AGING	40 YRS.	5 YRS.	N/A	177	ANAL.		

DEFICIENCY RESOLUTION:

FACILITY: LGS UNIT: 1 DOCKET: 50-352 EQRR: 142

PREPARED BY: FMV DATE: 03/08/84 REVISION DATE: 03/01/84

REVIEWED BY: WJB DATE: 03/08/84

SYSTEM: ECCS PUMP ROOM HVAC

ACCY: SPEC: 10% ADJ. RANGE
DEMON: -2.2% ADJ. RANGE
REF: 177

LOCATION: ROOM 307

PLANT ID: PDSH-76-160B

RACK/PANEL: N/A

COMPONENT: PRESSURE DIFFERENTIAL SWITCH
ASSOC COMP: STEAM FLOODING DAMPER
ASSOC COMP: N/A

MODEL NO.: SB31AMR/TA31A16
ASSOC M/N: N/A
ASSOC M/N: N/A

ASSOC. DNG: LOC: M-1075
P&ID: M-76

MANUFACTU: AUTOMATIC SWITCH COMPANY
ASSOC MANF: AMERICAN WARMING & VENTILATION
ASSOC MANF: N/A

SERIAL NO:
ASSOC S/N: N/A
ASSOC S/N: N/A

SERVICE: STEAM FLOODING DAMPER BPD-203-14B FOR THE PIPE PENETRATION AREA, ELEVATION 217.

P.O. NO: M-113

FUNCTION: SENSES DIFFERENTIAL PRESSURE AND PROVIDES SIGNAL TO ASSOCIATED SOLENOID RELEASE (WHICH CLOSES THE DAMPER). REQUIRED FOR HELB ONLY.

SUBMERGENCE: N/A

CHEMICAL SPRAY: N/A

PARAMETER	ENVIRONMENT		DOCUMENTATION REFERENCE		QUALIFICATION	OUTSTANDING ITEMS	INTERFACES:
	SPECIFICATION	QUALIFICATION	SPECIFICATION	QUALIFICATION	METHOD		LUGS: EQRR 171 CABLE: EQRR 22
OPERATING TIME	1 MIN.	1 HR.	534	177	TEST		
TEMPERATURE (F)	235 (C)	326	700	177	TEST		MAINTENANCE REQUIREMENTS:
PRESSURE (PSIA)	16.1 (C)	24.9	85	176	ANAL.		
RELATIVE HUMIDITY (%)	100 (C)	100	85	176	ANAL.		
RADIATION	8.74 E5	1.75 E7	85	177	ANAL.		REMARKS: SPECIFIED RADIATION IS FOR HELB.
AGING	40 YRS.	5 YRS.	N/A	177	ANAL.		

DEFICIENCY RESOLUTION:

FACILITY: LGS UNIT: 1 DOCKET: 50-352 EQRR: 142
PREPARED BY: FMV DATE: 03/08/84 REVISION DATE: 03/01/84
REVIEWED BY: WJB DATE: 03/08/84

SYSTEM: ECCS PUMP ROOM HVAC
ACCY: SPEC: 10% ADJ. RANGE
DEMON: -2.2% ADJ. RANGE
REF: 177
LOCATION: ROOM 504

PLANT ID: PDSH-76-163A
RACK/PANEL: N/A

COMPONENT: PRESSURE DIFFERENTIAL SWITCH
MODEL NO.: SB31AMR/TA31A16
ASSOC COMP: STEAM FLOODING DAMPER
ASSOC M/N: N/A
ASSOC. DWG: LOC: M-1085
ASSOC COMP: N/A
ASSOC M/N: N/A
P&ID: M-76

MANUFACTU: AUTOMATIC SWITCH COMPANY
SERIAL NO:
ASSOC MANF: AMERICAN WARMING & VENTILATION
ASSOC S/N: N/A
ASSOC MANF: N/A
ASSOC S/N: N/A

SERVICE: STEAM FLOODING DAMPER BPD-203-30A FOR THE NON-REGENERATIVE HEAT EXCHANGER ROOM.
P.O. NO: M-113

FUNCTION: SENSES DIFFERENTIAL PRESSURE AND PROVIDES SIGNAL TO ASSOCIATED SOLENOID RELEASE (WHICH CLOSES THE DAMPER). REQUIRED FOR HELB ONLY.
SUBMERGENCE: N/A
CHEMICAL SPRAY: N/A

PARAMETER	ENVIRONMENT		DOCUMENTATION REFERENCE		QUALIFICATION	OUTSTANDING ITEMS	INTERFACES: LUGS: EQRR 171 CABLE: EQRR 22
	SPECIFICATION	QUALIFICATION	SPECIFICATION	QUALIFICATION	METHOD		
OPERATING TIME	1 MIN.	1 HR.	534	177	TEST		
TEMPERATURE (F)	217 (D)	326	85	177	TEST		MAINTENANCE REQUIREMENTS:
PRESSURE (PSIA)	17.4 (G)	24.9	85	176	ANAL.		
RELATIVE HUMIDITY (%)	100 (D)	100	85	176	ANAL.		
RADIATION	4.02 E5	1.75 E7	85	177	ANAL.		REMARKS: SPECIFIED RADIATION IS FOR HELB.
AGING	40 YRS.	5 YRS.	N/A	177	ANAL.		

DEFICIENCY RESOLUTION:

PREPARED BY: FMV DATE: 03/08/84 REVISION DATE: 03/01/84

FACILITY: LGS UNIT: 1 DOCKET: 50-352 EQRR: 142

REVIEWED BY: MJB DATE: 03/08/84

SYSTEM: ECCS PUMP ROOM HVAC

PLANT ID: PDSH-76-163B

COMPONENT: PRESSURE DIFFERENTIAL SWITCH
ASSOC COMP: STEAM FLOODING DAMPER
ASSOC COMP: N/A

MANUFACTU: AUTOMATIC SWITCH COMPANY
ASSOC MANF: AMERICAN WARMING & VENTILATION
ASSOC MANF: N/A

SERVICE: STEAM FLOODING DAMPER BPD-203-30B FOR THE NON-REGENERATIVE HEAT EXCHANGER ROOM.

FUNCTION: SENSES DIFFERENTIAL PRESSURE AND PROVIDES SIGNAL TO ASSOCIATED SOLENOID RELEASE (WHICH CLOSES THE DAMPER). REQUIRED FOR HELB ONLY.

ACCY: SPEC: 10% ADJ. RANGE
DEMON: -2.2% ADJ. RANGE
REF: 177

MODEL NO.: SB31AMR/TA31A16
ASSOC M/N: N/A
ASSOC M/N: N/A

SERIAL NO:
ASSOC S/N: N/A
ASSOC S/N: N/A

LOCATION: ROOM 504

RACK/PANEL: N/A

ASSOC. DWG: LOC: M-1085
P&ID: M-76

P.O. NO: M-113

SUBMERGENCE: N/A

CHEMICAL SPRAY: N/A

PARAMETER	ENVIRONMENT		DOCUMENTATION REFERENCE		QUALIFICATION	OUTSTANDING ITEMS	INTERFACES:
	SPECIFICATION	QUALIFICATION	SPECIFICATION	QUALIFICATION	METHOD		LUGS: EQRR 171 CABLE: EQRR 22
OPERATING TIME	1 MIN.	1 HR.	534	177	TEST		
TEMPERATURE (F)	217 (D)	326	85	177	TEST		MAINTENANCE REQUIREMENTS:
PRESSURE (PSIA)	17.4 (G)	24.9	85	176	ANAL.		
RELATIVE HUMIDITY (%)	100 (D)	100	85	176	ANAL.		
RADIATION	4.02 E5	1.75 E7	85	177	ANAL.		REMARKS: SPECIFIED RADIATION IS FOR HELB.
AGING	40 YRS.	5 YRS.	N/A	177	ANAL.		

DEFICIENCY RESOLUTION:

FACILITY: LGS UNIT: 1 DOCKET: 50-352 EQRR: 142
PREPARED BY: FMV DATE: 03/08/84 REVISION DATE: 03/01/84
REVIEWED BY: WJB DATE: 03/08/84

SYSTEM: ECCS PUMP ROOM HVAC
ACCY: SPEC: 10% ADJ. RANGE
DEMON: -2.2% ADJ. RANGE
REF: 177
LOCATION: ROOM 503

PLANT ID: PDSH-76-164A
RACK/PANEL: N/A

COMPONENT: PRESSURE DIFFERENTIAL SWITCH
MODEL NO.: SB31AMR/TA31A16
ASSOC COMP: STEAM FLOODING DAMPER
ASSOC M/N: N/A
ASSOC. DWG: LOC: M-1069
ASSOC COMP: N/A
ASSOC M/N: N/A
P&ID: M-76

MANUFACTU: AUTOMATIC SWITCH COMPANY
SERIAL NO:
ASSOC MANF: AMERICAN WARMING & VENTILATION
ASSOC S/N: N/A
ASSOC MANF: N/A
ASSOC S/N: N/A

SERVICE: STEAM FLOODING DAMPER BPD-203-26A FOR THE REGENERATIVE HEAT EXCHANGER AREA.
P.O. NO: M-113

FUNCTION: SENSES DIFFERENTIAL PRESSURE AND PROVIDES SIGNAL TO ASSOCIATED SOLENOID RELEASE (WHICH CLOSES THE DAMPER). REQUIRED FOR HELB ONLY.
SUBMERGENCE: N/A
CHEMICAL SPRAY: N/A

PARAMETER	ENVIRONMENT		DOCUMENTATION REFERENCE		QUALIFICATION	OUTSTANDING ITEMS	INTERFACES: LUGS: EQRR 171 CABLE: EQRR 22
	SPECIFICATION	QUALIFICATION	SPECIFICATION	QUALIFICATION	METHOD		
OPERATING TIME	1 MIN.	1 HR.	534	177	TEST		
TEMPERATURE (F)	214 (F)	326	85	177	TEST		MAINTENANCE REQUIREMENTS:
PRESSURE (PSIA)	17.3 (G)	24.9	85	176	ANAL.		
RELATIVE HUMIDITY (%)	100 (F)	100	85	176	ANAL.		
RADIATION	1.18 E6	1.75 E7	85	177	ANAL.		REMARKS: SPECIFIED RADIATION IS FOR HELB.
AGING	40 YRS.	5 YRS.	N/A	177	ANAL.		

DEFICIENCY RESOLUTION:

FACILITY: LGS UNIT: 1 DOCKET: 50-352 EQRR: 142

PREPARED BY: FMV DATE: 03/08/84 REVISION DATE: 03/01/84

REVIEWED BY: WJB DATE: 03/08/84

SYSTEM: ECCS PUMP ROOM HVAC

PLANT ID: PDSH-76-164B

COMPONENT: PRESSURE DIFFERENTIAL SWITCH
ASSOC COMP: STEAM FLOODING DAMPER
ASSOC COMP: N/A

MANUFACTU: AUTOMATIC SWITCH COMPANY
ASSOC MANF: AMERICAN WARMING & VENTILATION
ASSOC MANF: N/A

SERVICE: STEAM FLOODING DAMPER BPD-203-26B FOR THE REGENERATIVE HEAT EXCHANGER AREA.

FUNCTION: SENSES DIFFERENTIAL PRESSURE AND PROVIDES SIGNAL TO ASSOCIATED SOLENOID RELEASE (WHICH CLOSES THE DAMPER). REQUIRED FOR HELB ONLY.

ACCY: SPEC: 10% ADJ. RANGE
DEMON: -2.2% ADJ. RANGE
REF: 177

MODEL NO.: SB31AMP/TA31A16
ASSOC M/N: N/A
ASSOC M/N: N/A

SERIAL NO:
ASSOC S/N: N/A
ASSOC S/N: N/A

LOCATION: ROOM 503

RACK/PANEL: N/A

ASSOC. DWG: LOC: M-1069
P&ID: M-76

P.O. NO: M-113

SUBMERGENCE: N/A

CHEMICAL SPRAY: N/A

PARAMETER	ENVIRONMENT		DOCUMENTATION REFERENCE		QUALIFICATION	OUTSTANDING ITEMS	INTERFACES: LUGS: EQRR 171 CABLE: EQRR 22
	SPECIFICATION	QUALIFICATION	SPECIFICATION	QUALIFICATION	METHOD		
OPERATING TIME	1 MIN.	1 HR.	534	177	TEST		
TEMPERATURE (F)	214 (F)	326	85	177	TEST		MAINTENANCE REQUIREMENTS:
PRESSURE (PSIA)	17.3 (G)	24.9	85	176	ANAL.		
RELATIVE HUMIDITY (%)	100 (F)	100	85	176	ANAL.		
RADIATION	1.18 E6	1.75 E7	85	177	ANAL.		REMARKS: SPECIFIED RADIATION IS FOR HELB.
AGING	40 YRS.	5 YRS.	N/A	177	ANAL.		

DEFICIENCY RESOLUTION:

FACILITY: LGS UNIT: 1 DOCKET: 50-352 EQRR: 142
PREPARED BY: FMV DATE: 03/08/84 REVISION DATE: 03/01/84
REVIEWED BY: WJB DATE: 03/08/84

SYSTEM: ECCS PUMP ROOM HVAC
ACCY: SPEC: 10% ADJ. RANGE
DEMON: -2.2% ADJ. RANGE
REF: 177
LOCATION: ROOM 507

PLANT ID: PDSH-76-166A
RACK/PANEL: N/A

COMPONENT: PRESSURE DIFFERENTIAL SWITCH
MODEL NO.: SB31AMR/TA31A16
ASSOC COMP: STEAM FLOODING DAMPER
ASSOC M/N: N/A
ASSOC DWG: LOC: M-1085
P&ID: M-76
ASSOC COMP: N/A
ASSOC M/N: N/A

MANUFACTU: AUTOMATIC SWITCH COMPANY
SERIAL NO:
ASSOC MANF: AMERICAN WARMING & VENTILATION
ASSOC S/N: N/A
ASSOC MANF: N/A
ASSOC S/N: N/A

SERVICE: STEAM FLOODING DAMPER BPD-202-33A FOR THE CLEAN UP RECIRCULATION PUMP AREA.
P.O. NO: M-113

FUNCTION: SENSES DIFFERENTIAL PRESSURE AND PROVIDES SIGNAL TO ASSOCIATED SOLENOID RELEASE (WHICH CLOSES THE DAMPER). REQUIRED FOR HELB ONLY.
SUBMERGENCE: N/A
CHEMICAL SPRAY: N/A

PARAMETER	ENVIRONMENT		DOCUMENTATION REFERENCE		QUALIFICATION	OUTSTANDING ITEMS	INTERFACES:
	SPECIFICATION	QUALIFICATION	SPECIFICATION	QUALIFICATION	METHOD		LUGS: EQRR 171 CABLE: EQRR 22
OPERATING TIME	1 MIN.	1 HR.	534	177	TEST		
TEMPERATURE (F)	217 (E)	326	85	177	TEST		MAINTENANCE REQUIREMENTS:
PRESSURE (PSIA)	17.4 (G)	24.9	85	176	ANAL.		
RELATIVE HUMIDITY (%)	100 (E)	100	85	176	ANAL.		
RADIATION	1.16 E6	1.75 E7	85	177	ANAL.		REMARKS: SPECIFIED RADIATION IS FOR HELB.
AGING	40 YRS.	5 YRS.	N/A	177	ANAL.		

DEFICIENCY RESOLUTION:

FACILITY: LGS UNIT: 1 DOCKET: 50-352 EQRR: 142

PREPARED BY: FMV DATE: 03/08/84 REVISION DATE: 03/01/84

REVIEWED BY: WJB DATE: 03/03/84

SYSTEM: ECCS PUMP ROOM HVAC

PLANT ID: PDSH-76-166B

COMPONENT: PRESSURE DIFFERENTIAL SWITCH
ASSOC COMP: STEAM FLOODING DAMPER
ASSOC COMP: N/A

MANUFACTU: AUTOMATIC SWITCH COMPANY
ASSOC MANF: AMERICAN WARMING & VENTILATION
ASSOC MANF: N/A

SERVICE: STEAM FLOODING DAMPER BPD-202-33B FOR THE CLEAN UP RECIRCULATION PUMP AREA.

FUNCTION: SENSES DIFFERENTIAL PRESSURE AND PROVIDES SIGNAL TO ASSOCIATED SOLENOID RELEASE (WHICH CLOSES THE DAMPER). REQUIRED FOR HELB ONLY.

ACCY: SPEC: 10% ADJ. RANGE
DEMON: -2.2% ADJ. RANGE
REF: 177

MODEL NO.: SB31AMR/TA31A16
ASSOC M/N: N/A
ASSOC M/N: N/A

SERIAL NO:
ASSOC S/N: N/A
ASSOC S/N: N/A

LOCATION: ROOM 507

RACK/PANEL: N/A

ASSOC. DWG: LOC: M-1085
P&ID: M-76

P.O. NO: M-113

SUBMERGENCE: N/A

CHEMICAL SPRAY: N/A

PARAMETER	ENVIRONMENT		DOCUMENTATION REFERENCE		QUALIFICATION	OUTSTANDING ITEMS	INTERFACES: LUGS: EQRR 171 CABLE: EQRR 22
	SPECIFICATION	QUALIFICATION	SPECIFICATION	QUALIFICATION	METHOD		
OPERATING TIME	1 MIN.	1 HR.	534	177	TEST		
TEMPERATURE (F)	217 (E)	326	85	177	TEST		MAINTENANCE REQUIREMENTS:
PRESSURE (PSIA)	17.4 (G)	24.9	85	176	ANAL.		
RELATIVE HUMIDITY (%)	100 (E)	100	85	176	ANAL.		
RADIATION	1.16 E6	1.75 E7	85	177	ANAL.		REMARKS: SPECIFIED RADIATION IS FOR HELB.
AGING	40 YRS.	5 YRS.	N/A	177	ANAL.		

DEFICIENCY RESOLUTION:

FACILITY: LGS UNIT: 1 DOCKET: 50-352 EQRR: 142

PREPARED BY: FMV DATE: 03/08/84 REVISION DATE: 03/01/84

REVIEWED BY: WJB DATE: 03/08/84

SYSTEM: ECCS PUMP ROOM HVAC

PLANT ID: PDSH-76-167A

COMPONENT: PRESSURE DIFFERENTIAL SWITCH
ASSOC COMP: STEAM FLOODING DAMPER
ASSOC COMP: N/A

MANUFACTU: AUTOMATIC SWITCH COMPANY
ASSOC MANF: AMERICAN WARMING & VENTILATION
ASSOC MANF: N/A

SERVICE: STEAM FLOODING DAMPER BPD-202-40A FOR THE CLEAN UP RECIRCULATION PUMP AREA.

FUNCTION: SENSES DIFFERENTIAL PRESSURE AND PROVIDES SIGNAL TO ASSOCIATED SOLENOID RELEASE (WHICH CLOSES THE DAMPER). REQUIRED FOR HELB ONLY.

ACCY: SPEC: 10% ADJ. RANGE
DEMON: -2.2% ADJ. RANGE
REF: 177

MODEL NO.: SB31AMR/TA31A16
ASSOC M/N: N/A
ASSOC M/N: N/A

SERIAL NO:
ASSOC S/N: N/A
ASSOC S/N: N/A

LOCATION: ROOM 508

RACK/PANEL: N/A

ASSOC. DWG: LOC: M-1069
P&ID: M-76

P.O. NO: M-113

SUBMERGENCE: N/A

CHEMICAL SPRAY: N/A

PARAMETER	ENVIRONMENT		DOCUMENTATION REFERENCE		QUALIFICATION	OUTSTANDING ITEMS	INTERFACES: LUGS: EQRR 171 CABLE: EQRR 22
	SPECIFICATION	QUALIFICATION	SPECIFICATION	QUALIFICATION	METHOD		
OPERATING TIME	1 MIN.	1 HR.	534	177	TEST		
TEMPERATURE (F)	217 (E)	326	85	177	TEST		MAINTENANCE REQUIREMENTS:
PRESSURE (PSIA)	17.4 (-)	24.9	85	176	ANAL.		
RELATIVE HUMIDITY (%)	100 (E)	100	85	176	ANAL.		
RADIATION	1.16 E6	1.75 E7	85	177	ANAL.		REMARKS: SPECIFIED RADIATION IS FOR HELB.
AGING	40 YRS.	5 YRS.	N/A	177	ANAL.		

DEFICIENCY RESOLUTION:

FACILITY: LGS UNIT: 1 DOCKET: 50-352 EQRR: 142

PREPARED BY: FMV DATE: 03/08/84 REVISION DATE: 03/01/84

REVIEWED BY: WJB DATE: 03/08/84

SYSTEM: ECCS PUMP ROOM HVAC

ACCY: SPEC: 10% ADJ. RANGE
DEMON: -2.2% ADJ. RANGE
REF: 177

LOCATION: ROOM 508

PLANT ID: PDSH-76-167B

RACK/PANEL: N/A

COMPONENT: PRESSURE DIFFERENTIAL SWITCH
ASSOC COMP: STEAM FLOODING DAMPER
ASSOC COMP: N/A

MODEL NO.: SB31AMR/TA31A16
ASSOC M/N: N/A
ASSOC M/N: N/A

ASSOC. DWG: LOC: M-1069
P&ID: M-76

MANUFACTU: AUTOMATIC SWITCH COMPANY
ASSOC MANF: AMERICAN WARMING & VENTILATION
ASSOC MANF: N/A

SERIAL NO:
ASSOC S/N: N/A
ASSOC S/N: N/A

SERVICE: STEAM FLOODING DAMPER BPD-202-40B FOR THE CLEAN UP RECIRCULATION PUMP AREA.

P.O. NO: M-113

FUNCTION: SENSES DIFFERENTIAL PRESSURE AND PROVIDES SIGNAL TO ASSOCIATED SOLENOID RELEASE (WHICH CLOSES THE DAMPER). REQUIRED FOR HELB ONLY.

SUBMERGENCE: N/A

CHEMICAL SPRAY: N/A

PARAMETER	ENVIRONMENT		DOCUMENTATION REFERENCE		QUALIFICATION	OUTSTANDING ITEMS	INTERFACES:
	SPECIFICATION	QUALIFICATION	SPECIFICATION	QUALIFICATION	METHOD		LUGS: EQRR 171 CABLE: EQRR 22
OPERATING TIME	1 MIN.	1 HR.	534	177	TEST		
TEMPERATURE (F)	217 (E)	326	85	177	TEST		MAINTENANCE REQUIREMENTS:
PRESSURE (PSIA)	17.4 (G)	24.9	85	176	ANAL.		
RELATIVE HUMIDITY (%)	100 (E)	100	85	176	ANAL.		
RADIATION	1.16 E6	1.75 E7	85	177	ANAL.		REMARKS: SPECIFIED RADIATION IS FOR HELB.
AGING	40 YRS.	5 YRS.	N/A	177	ANAL.		

DEFICIENCY RESOLUTION:

FACILITY: LGS UNIT: 1 DOCKET: 50-352 EQRR: 142
PREPARED BY: FMV DATE: 03/08/84 REVISION DATE: 03/01/84
REVIEWED BY: WJB DATE: 03/08/84

SYSTEM: ECCS PUMP ROOM HVAC
ACCY: SPEC: 10% ADJ. RANGE
DEMON: -2.2% ADJ. RANGE
REF: 177
LOCATION: ROOM 509

PLANT ID: PDSH-76-168A
RACK/PANEL: N/A

COMPONENT: PRESSURE DIFFERENTIAL SWITCH
ASSOC COMP: STEAM FLOODING DAMPER
ASSOC COMP: N/A
MODEL NO.: SB31AMR/TA31A16
ASSOC M/N: N/A
ASSOC M/N: N/A
ASSOC. DMG: LOC: M-1069
P&ID: M-76

MANUFACTU: AUTOMATIC SWITCH COMPANY
ASSOC MANF: AMERICAN WARMING & VENTILATION
ASSOC MANF: N/A
SERIAL NO:
ASSOC S/N: N/A
ASSOC S/N: N/A

SERVICE: STEAM FLOODING DAMPER BPD-202-41A FOR THE CLEAN UP RECIRCULATION PUMP AREA.
P.O. NO: M-113

FUNCTION: SENSES DIFFERENTIAL PRESSURE AND PROVIDES SIGNAL TO ASSOCIATED SOLENOID RELEASE (WHICH CLOSES THE DAMPER). REQUIRED FOR HELB ONLY.
SUBMERGENCE: N/A
CHEMICAL SPRAY: N/A

PARAMETER	ENVIRONMENT		DOCUMENTATION REFERENCE		QUALIFICATION	OUTSTANDING ITEMS	INTERFACES: LUGS: EQRR 171 CABLE: EQRR 22
	SPECIFICATION	QUALIFICATION	SPECIFICATION	QUALIFICATION	METHOD		
OPERATING TIME	1 MIN.	1 HR.	534	177	TEST		
TEMPERATURE (F)	217 (E)	326	85	177	TEST		MAINTENANCE REQUIREMENTS:
PRESSURE (PSIA)	17.4 (G)	24.9	85	176	ANAL.		
RELATIVE HUMIDITY (%)	100 (E)	100	85	176	ANAL.		
RADIATION	1.16 E6	1.75 E7	85	177	ANAL.		REMARKS: SPECIFIED RADIATION IS FOR HELB.
AGING	40 YRS.	5 YRS.	N/A	177	ANAL.		

DEFICIENCY RESOLUTION:

FACILITY: LGS UNIT: 1 DOCKET: 50-352 EQRR: 142
PREPARED BY: FMV DATE: 03/08/84 REVISION DATE: 03/01/84
REVIEWED BY: WJB DATE: 03/08/84

SYSTEM: ECCS PUMP ROOM HVAC
ACCY: SPEC: 10% ADJ. RANGE
DEMON: -2.2% ADJ. RANGE
REF: 177
LOCATION: ROOM 509

PLANT ID: PDSH-76-168B
RACK/PANEL: N/A

COMPONENT: PRESSURE DIFFERENTIAL SWITCH
ASSOC COMP: STEAM FLOODING DAMPER
ASSOC COMP: N/A
MODEL NO.: SB31AMR/TA31A16
ASSOC M/N: N/A
ASSOC M/N: N/A
ASSOC. DWG: LOC: M-1069
P&ID: M-76

MANUFACTU: AUTOMATIC SWITCH COMPANY
ASSOC MANF: AMERICAN WARMING & VENTILATION
ASSOC MANF: N/A
SERIAL NO:
ASSOC S/N: N/A
ASSOC S/N: N/A

SERVICE: STEAM FLOODING DAMPER BPD-202-41B FOR THE CLEAN UP RECIRCULATION PUMP AREA.
P.O. NO: M-113

FUNCTION: SENSES DIFFERENTIAL PRESSURE AND PROVIDES SIGNAL TO ASSOCIATED SOLENOID RELEASE (WHICH CLOSES THE DAMPER). REQUIRED FOR HELB ONLY.
SUBMERGENCE: N/A
CHEMICAL SPRAY: N/A

PARAMETER	ENVIRONMENT		DOCUMENTATION REFERENCE		QUALIFICATION	OUTSTANDING ITEMS	INTERFACES: LUGS: EQRR 171 CABLE: EQRR 22
	SPECIFICATION	QUALIFICATION	SPECIFICATION	QUALIFICATION	METHOD		
OPERATING TIME	1 MIN.	1 HR.	534	177	TEST		
TEMPERATURE (F)	217 (E)	326	85	177	TEST		MAINTENANCE REQUIREMENTS:
PRESSURE (PSIA)	17.4 (G)	24.9	85	176	ANAL.		
RELATIVE HUMIDITY (%)	100 (E)	100	85	176	ANAL.		
RADIATION	1.16 E6	1.75 E7	85	177	ANAL.		REMARKS: SPECIFIED RADIATION IS FOR HELB.
AGING	40 YRS.	5 YRS.	N/A	177	ANAL.		

DEFICIENCY RESOLUTION:

PREPARED BY: FMV DATE: 03/08/84 REVISION DATE: 03/01/84

FACILITY: LGS UNIT: 1 DOCKET: 50-352 EQRR: 142

REVIEWED BY: WJB DATE: 03/08/84

SYSTEM: ECCS PUMP ROOM HVAC

PLANT ID: PDSH-76-169A

COMPONENT: PRESSURE DIFFERENTIAL SWITCH
ASSOC COMP: STEAM FLOODING DAMPER
ASSOC COMP: N/A

MANUFACTU: AUTOMATIC SWITCH COMPANY
ASSOC MANF: AMERICAN WARMING & VENTILATION
ASSOC MANF: N/A

SERVICE: STEAM FLOODING DAMPER BPD-202-118A FOR THE RHR PUMP ACCESS AREA.

FUNCTION: SENSES DIFFERENTIAL PRESSURE AND PROVIDES SIGNAL TO ASSOCIATED SOLENOID RELEASE (WHICH CLOSES THE DAMPER). REQUIRED FOR HELB ONLY.

ACCY: SPEC: 10% ADJ. RANGE
DEMON: -2.2% ADJ. RANGE
REF: 177

MODEL NO.: SB31AMR/TA31A16
ASSOC M/N: N/A
ASSOC M/N: N/A

SERIAL NO:
ASSOC S/N: N/A
ASSOC S/N: N/A

LOCATION: ROOM 304

RACK/PANEL: N/A

ASSOC. DWG: LOC: M-1083
P&ID: M-76

P.O. NO: M-113

SUBMERGENCE: N/A

CHEMICAL SPRAY: N/A

PARAMETER	ENVIRONMENT		DOCUMENTATION REFERENCE		QUALIFICATION	OUTSTANDING ITEMS	INTERFACES: LUGS: EQRR 171 CABLE: EQRR 22
	SPECIFICATION	QUALIFICATION	SPECIFICATION	QUALIFICATION	METHOD		
OPERATING TIME	1 MIN.	1 HR.	534	177	TEST		
TEMPERATURE (F)	115	326	85	177	TEST		MAINTENANCE REQUIREMENTS:
PRESSURE (PSIA)	14.7	24.9	85	176	ANAL.		
RELATIVE HUMIDITY (%)	90	100	85	176	ANAL.		
RADIATION	2.58 E4	1.75 E7	85	177	ANAL.		REMARKS: SPECIFIED RADIATION IS FOR HELB.
AGING	40 YRS.	5 YRS.	N/A	177	ANAL.		

DEFICIENCY RESOLUTION:

FACILITY: LGS UNIT: 1 DOCKET: 50-352 EQRR: 142
PREPARED BY: FMV DATE: 03/08/84 REVISION DATE: 03/01/84
REVIEWED BY: WJB DATE: 03/08/84

SYSTEM: ECCS PUMP ROOM HVAC
ACCY: SPEC: 10% ADJ. RANGE
DEMON: -2.2% ADJ. RANGE
REF: 177
LOCATION: ROOM 304

PLANT ID: PDSH-76-169B
RACK/PANEL: N/A

COMPONENT: PRESSURE DIFFERENTIAL SWITCH
ASSOC COMP: STEAM FLOODING DAMPER
ASSOC COMP: N/A
MODEL NO.: SB31AMR/TA31A16
ASSOC M/N: N/A
ASSOC M/N: N/A
ASSOC. DWG: LOC: M-1083
P&ID: M-76

MANUFACTU: AUTOMATIC SWITCH COMPANY
ASSOC MANF: AMERICAN WARMING & VENTILATION
ASSOC MANF: N/A
SERIAL NO:
ASSOC S/N: N/A
ASSOC S/N: N/A

SERVICE: STEAM FLOODING DAMPER BPD-202-118B FOR THE RHR PUMP ACCESS AREA.
P.O. NO: M-113

FUNCTION: SENSES DIFFERENTIAL PRESSURE AND PROVIDES SIGNAL TO ASSOCIATED SOLENOID RELEASE (WHICH CLOSES THE DAMPER). REQUIRED FOR HELB ONLY.
SUBMERGENCE: N/A
CHEMICAL SPRAY: N/A

PARAMETER	ENVIRONMENT		DOCUMENTATION REFERENCE		QUALIFICATION	OUTSTANDING ITEMS	INTERFACES: LUGS: EQRR 171 CABLE: EQRR 22
	SPECIFICATION	QUALIFICATION	SPECIFICATION	QUALIFICATION	METHOD		
OPERATING TIME	1 MIN.	1 HR.	534	177	TEST		
TEMPERATURE (F)	115	326	85	177	TEST		MAINTENANCE REQUIREMENTS:
PRESSURE (PSIA)	14.7	24.9	85	176	ANAL.		
RELATIVE HUMIDITY (%)	90	100	85	176	ANAL.		
RADIATION	2.58 E4	1.75 E7	85	177	ANAL.		REMARKS: SPECIFIED RADIATION IS FOR HELB.
AGING	40 YRS.	5 YRS.	N/A	177	ANAL.		

DEFICIENCY RESOLUTION:

FACILITY: LGS UNIT: 1 DOCKET: 50-352 EQRR: 142
PREPARED BY: FMV DATE: 03/08/84 REVISION DATE: 03/01/84
REVIEWED BY: WJB DATE: 03/08/84

SYSTEM: ECCS PUMP ROOM HVAC
ACCY: SPEC: 10% ADJ. RANGE
DEMON: -2.2% ADJ. RANGE
REF: 177
LOCATION: ROOM 203

PLANT ID: PDSH-76-170A
RACK/PANEL: N/A

COMPONENT: PRESSURE DIFFERENTIAL SWITCH
MODEL NO.: SB31AMR/TA31A16
ASSOC COMP: STEAM FLOODING DAMPER
ASSOC M/N: N/A
ASSOC. DWG: LOC: M-1082
ASSOC COMP: N/A
ASSOC M/N: N/A
P&ID: M-76

MANUFACTU: AUTOMATIC SWITCH COMPANY
SERIAL NO:
ASSOC MANF: AMERICAN WARMING & VENTILATION
ASSOC S/N: N/A
ASSOC MANF: N/A
ASSOC S/N: N/A

SERVICE: STEAM FLOODING DAMPER BPD-201-21A FOR THE HPCI PIPE PENETRATION AREA.
P.O. NO: M-113

FUNCTION: SENSES DIFFERENTIAL PRESSURE AND PROVIDES SIGNAL TO ASSOCIATED SOLENOID RELEASE (WHICH CLOSES THE DAMPER). REQUIRED FOR HELB ONLY.
SUBMERGENCE: N/A
CHEMICAL SPRAY: N/A

PARAMETER	ENVIRONMENT		DOCUMENTATION REFERENCE		QUALIFICATION	OUTSTANDING ITEMS	INTERFACES: LUGS: EQRR 171 CABLE: EQRR 22
	SPECIFICATION	QUALIFICATION	SPECIFICATION	QUALIFICATION	METHOD		
OPERATING TIME	1 MIN.	1 HR.	534	177	TEST		
TEMPERATURE (F)	235 (I)	326	700	177	TEST		MAINTENANCE REQUIREMENTS:
PRESSURE (PSIA)	16.2 (I)	24.9	85	176	ANAL.		
RELATIVE HUMIDITY (%)	100 (I)	100	85	176	ANAL.		
RADIATION	5.39 E5	1.75 E7	85	177	ANAL.		REMARKS: SPECIFIED RADIATION IS FOR HELB.
AGING	40 YRS.	5 YRS.	N/A	177	ANAL.		

DEFICIENCY RESOLUTION:

FACILITY: LGS UNIT: 1 DOCKET: 50-352 EQRR: 142
PREPARED BY: FMV DATE: 03/08/84 REVISION DATE: 03/01/84
REVIEWED BY: WJB DATE: 03/08/84

SYSTEM: ECCS PUMP ROOM HVAC
ACCY: SPEC: 10% ADJ. RANGE
DEMON: -2.2% ADJ. RANGE
REF: 177
LOCATION: ROOM 203

PLANT ID: PDSH-76-170B
RACK/PANEL: N/A

COMPONENT: PRESSURE DIFFERENTIAL SWITCH
MODEL NO.: SB31AMR/TA31A16
ASSOC COMP: STEAM FLOODING DAMPER
ASSOC M/N: N/A
ASSOC DWG: LOC: M-1082
ASSOC COMP: N/A
ASSOC M/N: N/A
P&ID: M-76

MANUFACTU: AUTOMATIC SWITCH COMPANY
SERIAL NO:
ASSOC MANF: AMERICAN WARMING & VENTILATION
ASSOC S/N: N/A
ASSOC MANF: N/A
ASSOC S/N: N/A

SERVICE: STEAM FLOODING DAMPER BPD-201-21B FOR THE HPCI PIPE PENETRATION AREA.
P.O. NO: M-113

FUNCTION: SENSES DIFFERENTIAL PRESSURE AND PROVIDES SIGNAL TO ASSOCIATED SOLENOID RELEASE (WHICH CLOSES THE DAMPER). REQUIRED FOR HELB ONLY.
SUBMERGENCE: N/A
CHEMICAL SPRAY: N/A

PARAMETER	ENVIRONMENT		DOCUMENTATION REFERENCE		QUALIFICATION	OUTSTANDING ITEMS	INTERFACES: LUGS: EQRR 171 CABLE: EQRR 22
	SPECIFICATION	QUALIFICATION	SPECIFICATION	QUALIFICATION	METHOD		
OPERATING TIME	1 MIN.	1 HR.	534	177	TEST		
TEMPERATURE (F)	235 (I)	326	700	177	TEST		MAINTENANCE REQUIREMENTS:
PRESSURE (PSIA)	16.2 (I)	24.9	85	176	ANAL.		
RELATIVE HUMIDITY (%)	100 (I)	100	85	176	ANAL.		
RADIATION	5.39 E5	1.75 E7	85	177	ANAL.		REMARKS: SPECIFIED RADIATION IS FOR HELB.
AGING	40 YRS.	5 YRS.	N/A	177	ANAL.		

DEFICIENCY RESOLUTION:

FACILITY: LGS UNIT: 1 DOCKET: 50-352 EQRR: 142

PREPARED BY: FMV DATE: 03/08/84 REVISION DATE: 03/01/84

REVIEWED BY: WJB DATE: 03/08/84

SYSTEM: ECCS PUMP ROOM HVAC

ACCY: SPEC: 10% ADJ. RANGE
DEMON: -2.2% ADJ. RANGE
REF: 177

LOCATION: ROOM 203

PLANT ID: PDSH-76-171A

RACK/PANEL: N/A

COMPONENT: PRESSURE DIFFERENTIAL SWITCH
ASSOC COMP: STEAM FLOODING DAMPER
ASSOC COMP: N/A

MODEL NO.: S831AMR/TA31A16
ASSOC M/N: N/A
ASSOC M/N: N/A

ASSOC. DNG: LOC: M-1082
P&ID: M-76

MANUFACTU: AUTOMATIC SWITCH COMPANY
ASSOC MANF: AMERICAN MARMING & VENTILATION
ASSOC MANF: N/A

SERIAL NO:
ASSOC S/N: N/A
ASSOC S/N: N/A

SERVICE: STEAM FLOODING DAMPER BPD-201-22A FOR THE HPCI PIPE PENETRATION AREA.

P.O. NO: M-113

FUNCTION: SENSES DIFFERENTIAL PRESSURE AND PROVIDES SIGNAL TO ASSOCIATED SOLENOID RELEASE (WHICH CLOSES THE DAMPER). REQUIRED FOR HELB ONLY.

SUBMERGENCE: N/A

CHEMICAL SPRAY: N/A

PARAMETER	ENVIRONMENT		DOCUMENTATION REFERENCE		QUALIFICATION	OUTSTANDING ITEMS	INTERFACES: LUGS: EQRR 171 CABLE: EQRR 22
	SPECIFICATION	QUALIFICATION	SPECIFICATION	QUALIFICATION	METHOD		
OPERATING TIME	1 MIN.	1 HR.	534	177	TEST		
TEMPERATURE (F)	235 (I)	326	700	177	TEST		MAINTENANCE REQUIREMENTS:
PRESSURE (PSIA)	16.2 (I)	24.9	85	176	ANAL.		
RELATIVE HUMIDITY (%)	100 (I)	100	85	176	ANAL.		
RADIATION	5.39 E5	1.75 E7	85	177	ANAL.		REMARKS: SPECIFIED RADIATION IS FOR HELB.
AGING	40 YRS.	5 YRS.	N/A	177	ANAL.		

DEFICIENCY RESOLUTION:

FACILITY: LGS UNIT: 1 DOCKET: 50-352 EQRR: 142
PREPARED BY: FMV DATE: 03/08/84 REVISION DATE: 03/01/84
REVIEWED BY: WJB DATE: 03/08/84

SYSTEM: ECCS PUMP ROOM HVAC
ACCY: SPEC: 10% ADJ. RANGE
DEMON: -2.2% ADJ. RANGE
REF: 177
LOCATION: ROOM 203

PLANT ID: PDSH-76-171B
RACK/PANEL: N/A

COMPONENT: PRESSURE DIFFERENTIAL SWITCH
MODEL NO.: SB31AMR/TA31A16
ASSOC COMP: STEAM FLOODING DAMPER
ASSOC M/N: N/A
ASSOC. DWG: LOC: M-1082
ASSOC COMP: N/A
ASSOC M/N: N/A
P&ID: M-76

MANUFACTU: AUTOMATIC SWITCH COMPANY
SERIAL NO:
ASSOC MANF: AMERICAN WARMING & VENTILATION
ASSOC S/N: N/A
ASSOC MANF: N/A
ASSOC S/N: N/A

SERVICE: STEAM FLOODING DAMPER BPD-201-22B FOR THE HPCI PIPE PENETRATION AREA.
P.O. NO: M-113

FUNCTION: SENSES DIFFERENTIAL PRESSURE AND PROVIDES SIGNAL TO ASSOCIATED SOLENOID RELEASE (WHICH CLOSES THE DAMPER). REQUIRED FOR HELB ONLY.
SUBMERGENCE: N/A
CHEMICAL SPRAY: N/A

PARAMETER	ENVIRONMENT		DOCUMENTATION REFERENCE		QUALIFICATION	OUTSTANDING ITEMS	INTERFACES: LUGS: EQRR 171 CABLE: EQRR 22
	SPECIFICATION	QUALIFICATION	SPECIFICATION	QUALIFICATION	METHOD		
OPERATING TIME	1 MIN.	1 HR.	534	177	TEST		
TEMPERATURE (F)	235 (I)	326	700	177	TEST		MAINTENANCE REQUIREMENTS:
PRESSURE (PSIA)	16.2 (I)	24.9	85	176	ANAL.		
RELATIVE HUMIDITY (%)	100 (I)	100	85	176	ANAL.		
RADIATION	5.39 E5	1.75 E7	85	177	ANAL.		REMARKS: SPECIFIED RADIATION IS FOR HELB.
AGING	40 YRS.	5 YRS.	N/A	177	ANAL.		

DEFICIENCY RESOLUTION:

FACILITY: LGS UNIT: 1 DOCKET: 50-352 EQRR: 142
PREPARED BY: FMV DATE: 03/08/84 REVISION DATE: 03/01/84
REVIEWED BY: WJB DATE: 03/08/84

SYSTEM: ECCS PUMP ROOM HVAC
ACCY: SPEC: 10% ADJ. RANGE
DEMON: -2.2% ADJ. RANGE
REF: 177
LOCATION: ROOM 200

PLANT ID: PDSH-76-172A
RACK/PANEL: N/A

COMPONENT: PRESSURE DIFFERENTIAL SWITCH
ASSOC COMP: STEAM FLOODING DAMPER
ASSOC COMP: N/A
MODEL NO.: SB31AMR/TA31A16
ASSOC M/N: N/A
ASSOC M/N: N/A
ASSOC. DWG: LOC: M-1082
P&ID: M-76

MANUFACTU: AUTOMATIC SWITCH COMPANY
ASSOC MANF: AMERICAN WARMING & VENTILATION
ASSOC MANF: N/A
SERIAL NO:
ASSOC S/N: N/A
ASSOC S/N: N/A

SERVICE: STEAM FLOODING DAMPER BPD-201-23A FOR THE RHR PIPE PENETRATION AREA.
P.O. NO: M-113

FUNCTION: SENSES DIFFERENTIAL PRESSURE AND PROVIDES SIGNAL TO ASSOCIATED SOLENOID RELEASE (WHICH CLOSES THE DAMPER). REQUIRED FOR HELB ONLY.
SUBMERGENCE: N/A
CHEMICAL SPRAY: N/A

PARAMETER	ENVIRONMENT		DOCUMENTATION REFERENCE		QUALIFICATION	OUTSTANDING ITEMS	INTERFACES: LUGS: EQRR 171 CABLE: EQRR 22
	SPECIFICATION	QUALIFICATION	SPECIFICATION	QUALIFICATION	METHOD		
OPERATING TIME	1 MIN.	1 HR.	534	177	TEST		
TEMPERATURE (F)	115	326	85	177	TEST		MAINTENANCE REQUIREMENTS:
PRESSURE (PSIA)	14.7	24.9	85	176	ANAL.		
RELATIVE HUMIDITY (%)	90	100	85	176	ANAL.		
RADIATION	2.28 E4	1.75 E7	85	177	ANAL.		REMARKS: SPECIFIED RADIATION IS FOR HELB.
AGING	40 YRS.	5 YRS.	N/A	177	ANAL.		

DEFICIENCY RESOLUTION:

PREPARED BY: FMV DATE: 03/08/84 REVISION DATE: 03/01/84

FACILITY: LGS UNIT: 1 DOCKET: 50-352 EQRR: 142

REVIEWED BY: WJB DATE: 03/08/84

SYSTEM: ECCS PUMP ROOM HVAC

PLANT ID: PDSH-76-172B

COMPONENT: PRESSURE DIFFERENTIAL SWITCH
ASSOC COMP: STEAM FLOODING DAMPER
ASSOC COMP: N/A

MANUFACTU: AUTOMATIC SWITCH COMPANY
ASSOC MANF: AMERICAN WARMING & VENTILATION
ASSOC MANF: N/A

SERVICE: STEAM FLOODING DAMPER BPD-201-23B FOR THE RHR PIPE PENETRATION AREA.

FUNCTION: SENSES DIFFERENTIAL PRESSURE AND PROVIDES SIGNAL TO ASSOCIATED SOLENOID RELEASE (WHICH CLOSES THE DAMPER). REQUIRED FOR HELB ONLY.

ACCY: SPEC: 10% ADJ. RANGE
DEMON: -2.2% ADJ. RANGE
REF: 177

MODEL NO.: SB31AMR/TA31A16
ASSOC M/N: N/A
ASSOC M/N: N/A

SERIAL NO:
ASSOC S/N: N/A
ASSOC S/N: N/A

LOCATION: ROOM 200

RACK/PANEL: N/A

ASSOC. DWG: LOC: M-1082
P&ID: M-76

P.O. NO: M-113

SUBMERGENCE: N/A

CHEMICAL SPRAY: N/A

PARAMETER	ENVIRONMENT		DOCUMENTATION REFERENCE		QUALIFICATION	OUTSTANDING ITEMS	INTERFACES: LUGS: EQRR 171 CABLE: EQRR 22
	SPECIFICATION	QUALIFICATION	SPECIFICATION	QUALIFICATION	METHOD		
OPERATING TIME	1 MIN.	1 HR.	534	177	TEST		
TEMPERATURE (F)	115	326	85	177	TEST		MAINTENANCE REQUIREMENTS:
PRESSURE (PSIA)	14.7	24.9	85	176	ANAL.		
RELATIVE HUMIDITY (%)	90	100	85	176	ANAL.		
RADIATION	2.28 E4	1.75 E7	85	177	ANAL.		REMARKS: SPECIFIED RADIATION IS FOR HELB.
AGING	40 YRS.	5 YRS.	N/A	177	ANAL.		

DEFICIENCY RESOLUTION:

FACILITY: LGS UNIT: 1 DOCKET: 50-352 EQRR: 142

PREPARED BY: FMV DATE: 03/08/84 REVISION DATE: 03/01/84

REVIEWED BY: MJB DATE: 03/08/84

SYSTEM: ECCS PUMP ROOM HVAC

PLANT ID: PDSH-76-173A

COMPONENT: PRESSURE DIFFERENTIAL SWITCH
ASSOC COMP: STEAM FLOODING DAMPER
ASSOC COMP: N/A

MANUFACTU: AUTOMATIC SWITCH COMPANY
ASSOC MANF: AMERICAN WARMING & VENTILATION
ASSOC MANF: N/A

SERVICE: STEAM FLOODING DAMPER BPD-201-68A FOR THE RHR PIPE PENETRATION AREA.

FUNCTION: SENSES DIFFERENTIAL PRESSURE AND PROVIDES SIGNAL TO ASSOCIATED SOLENOID RELEASE (WHICH CLOSES THE DAMPER). REQUIRED FOR HELB ONLY.

ACCY: SPEC: 10% ADJ. RANGE
DEMON: -2.2% ADJ. RANGE
REF: 177

MODEL NO.: SB31AMR/TA31A16
ASSOC M/N: N/A
ASSOC M/N: N/A

SERIAL NO:
ASSOC S/N: N/A
ASSOC S/N: N/A

LOCATION: ROOM 200

RACK/PANEL: N/A

ASSOC. DWG: LOC: M-1082
P&ID: M-76

P.O. NO: M-113

SUBMERGENCE: N/A

CHEMICAL SPRAY: N/A

PARAMETER	ENVIRONMENT		DOCUMENTATION REFERENCE		QUALIFICATION	OUTSTANDING ITEMS	INTERFACES: LUGS: EQRR 171 CABLE: EQRR 22
	SPECIFICATION	QUALIFICATION	SPECIFICATION	QUALIFICATION	METHOD		
OPERATING TIME	1 MIN.	1 HR.	534	177	TEST		
TEMPERATURE (F)	115	326	85	177	TEST		MAINTENANCE REQUIREMENTS:
PRESSURE (PSIA)	14.7	24.9	85	176	ANAL.		
RELATIVE HUMIDITY (%)	90	100	85	176	ANAL.		
RADIATION	2.28 E4	1.75 E7	85	177	ANAL.		REMARKS: SPECIFIED RADIATION IS FOR HELB.
AGING	40 YRS.	5 YRS.	N/A	177	ANAL.		

DEFICIENCY RESOLUTION:

FACILITY: LGS UNIT: 1 DOCKET: 50-352 EQRR: 142

PREPARED BY: FMV DATE: 03/08/84 REVISION DATE: 03/01/84

REVIEWED BY: MJB DATE: 03/08/84

SYSTEM: ECCS PUMP ROOM HVAC

PLANT ID: PDSH-76-173B

COMPONENT: PRESSURE DIFFERENTIAL SWITCH
ASSOC COMP: STEAM FLOODING DAMPER
ASSOC COMP: N/A

MANUFACTU: AUTOMATIC SWITCH COMPANY
ASSOC MANF: AMERICAN WARMING & VENTILATION
ASSOC MANF: N/A

SERVICE: STEAM FLOODING DAMPER BPD-201-68B FOR THE RHR PIPE PENETRATION AREA.

FUNCTION: SENSES DIFFERENTIAL PRESSURE AND PROVIDES SIGNAL TO ASSOCIATED SOLENOID RELEASE (WHICH CLOSES THE DAMPER). REQUIRED FOR HELB ONLY.

ACCY: SPEC: 10% ADJ. RANGE
DEMON: -2.2% ADJ. RANGE
REF: 177

MODEL NO.: SB31AMR/TA31A16
ASSOC M/N: N/A
ASSOC M/N: N/A

SERIAL NO:
ASSOC S/N: N/A
ASSOC S/N: N/A

LOCATION: ROOM 200

RACK/PANEL: N/A

ASSOC. DWG: LOC: M-1082
P&ID: M-76

P.O. NO: M-113

SUBMERGENCE: N/A

CHEMICAL SPRAY: N/A

PARAMETER	ENVIRONMENT		DOCUMENTATION REFERENCE		QUALIFICATION	OUTSTANDING ITEMS	INTERFACES: LUGS: EQRR 171 CABLE: EQRR 22
	SPECIFICATION	QUALIFICATION	SPECIFICATION	QUALIFICATION	METHOD		
OPERATING TIME	1 MIN.	1 HR.	534	177	TEST		
TEMPERATURE (F)	115	326	85	177	TEST		MAINTENANCE REQUIREMENTS:
PRESSURE (PSIA)	14.7	24.9	85	176	ANAL.		
RELATIVE HUMIDITY (%)	90	100	85	176	ANAL.		
RADIATION	2.28 E4	1.75 E7	85	177	ANAL.		REMARKS: SPECIFIED RADIATION IS FOR HELB.
AGING	40 YRS.	5 YRS.	N/A	177	ANAL.		

DEFICIENCY RESOLUTION:

FACILITY: LGS UNIT: 1 DOCKET: 50-352 EQRR: 142
PREPARED BY: FMV DATE: 03/08/84 REVISION DATE: 03/01/84
REVIEWED BY: WJB DATE: 03/08/84

SYSTEM: ECCS PUMP ROOM HVAC
ACCY: SPEC: 10% ADJ. RANGE
DEMON: -2.2% ADJ. RANGE
REF: 177
LOCATION: ROOM 200

PLANT ID: PDSH-76-174A
RACK/PANEL: N/A

COMPONENT: PRESSURE DIFFERENTIAL SWITCH
ASSOC COMP: STEAM FLOODING DAMPER
ASSOC COMP: N/A
MODEL NO.: SB31AMR/TA31A16
ASSOC M/N: N/A
ASSOC M/N: N/A
ASSOC. DWG: LOC: M-1082
P&ID: M-76

MANUFACTU: AUTOMATIC SWITCH COMPANY
ASSOC MANF: AMERICAN WARMING & VENTILATION
ASSOC MANF: N/A
SERIAL NO:
ASSOC S/N: N/A
ASSOC S/N: N/A

SERVICE: STEAM FLOODING DAMPER BPD-202-67A FOR THE RHR PIPE PENETRATION AREA.
P.O. NO: M-113

FUNCTION: SENSES DIFFERENTIAL PRESSURE AND PROVIDES SIGNAL TO ASSOCIATED SOLENOID RELEASE (WHICH CLOSES THE DAMPER). REQUIRED FOR HELB ONLY.
SUBMERGENCE: N/A
CHEMICAL SPRAY: N/A

PARAMETER	ENVIRONMENT		DOCUMENTATION REFERENCE		QUALIFICATION	OUTSTANDING ITEMS	INTERFACES: LUGS: EQRR 171 CABLE: EQRR 22
	SPECIFICATION	QUALIFICATION	SPECIFICATION	QUALIFICATION	METHOD		
OPERATING TIME	1 MIN.	1 HR.	534	177	TEST		
TEMPERATURE (F)	115	326	85	177	TEST		MAINTENANCE REQUIREMENTS:
PRESSURE (PSIA)	14.7	24.9	85	176	ANAL.		
RELATIVE HUMIDITY (%)	90	100	85	176	ANAL.		
RADIATION	2.28 E4	1.75 E7	85	177	ANAL.		REMARKS: SPECIFIED RADIATION IS FOR HELB.
AGING	40 YRS.	5 YRS.	N/A	177	ANAL.		

DEFICIENCY RESOLUTION:

PREPARED BY: FMV DATE: 03/08/84 REVISION DATE: 03/01/84

FACILITY: LGS UNIT: 1 DOCKET: 50-352 EQRR: 142

REVIEWED BY: WJB DATE: 03/08/84

SYSTEM: ECCS PUMP ROOM HVAC

PLANT ID: PDSH-76-174B

COMPONENT: PRESSURE DIFFERENTIAL SWITCH
ASSOC COMP: STEAM FLOODING DAMPER
ASSOC COMP: N/A

MANUFACTU: AUTOMATIC SWITCH COMPANY
ASSOC MANF: AMERICAN WARMING & VENTILATION
ASSOC MANF: N/A

SERVICE: STEAM FLOODING DAMPER BPD-202-67B FOR THE RHR PIPE PENETRATION AREA.

FUNCTION: SENSES DIFFERENTIAL PRESSURE AND PROVIDES SIGNAL TO ASSOCIATED SOLENOID RELEASE (WHICH CLOSES THE DAMPER). REQUIRED FOR HELB ONLY.

ACCY: SPEC: 10% ADJ. RANGE
DEMON: -2.2% ADJ. RANGE
REF: 177

MODEL NO.: SB31AMR/TA31A16
ASSOC M/N: N/A
ASSOC M/N: N/A

SERIAL NO:
ASSOC S/N: N/A
ASSOC S/N: N/A

LOCATION: ROOM 200

RACK/PANEL: N/A

ASSOC. DWG: LOC: M-1082
P&ID: M-76

P.O. NO: M-113

SUBMERGENCE: N/A

CHEMICAL SPRAY: N/A

PARAMETER	ENVIRONMENT		DOCUMENTATION REFERENCE		QUALIFICATION	OUTSTANDING ITEMS	INTERFACES: LUGS: EQRR 171 CABLE: EQRR 22
	SPECIFICATION	QUALIFICATION	SPECIFICATION	QUALIFICATION	METHOD		
OPERATING TIME	1 MIN.	1 HR.	534	177	TEST		
TEMPERATURE (F)	115	326	85	177	TEST		MAINTENANCE REQUIREMENTS:
PRESSURE (PSIA)	14.7	24.9	85	176	ANAL.		
RELATIVE HUMIDITY (%)	90	100	85	176	ANAL.		
RADIATION	2.28 E4	1.75 E7	85	177	ANAL.		REMARKS: SPECIFIED RADIATION IS FOR HELB.
AGING	40 YRS.	5 YRS.	N/A	177	ANAL.		

DEFICIENCY RESOLUTION:

FACILITY: LGS UNIT: 1 DOCKET: 50-352 EQRR: 142
PREPARED BY: FMV DATE: 03/08/84 REVISION DATE: 03/01/84
REVIEWED BY: NJB DATE: 03/08/84

SYSTEM: ECCS PUMP ROOM HVAC
PLANT ID: PDSH-76-175A
COMPONENT: PRESSURE DIFFERENTIAL SWITCH
ASSOC COMP: STEAM FLOODING DAMPER
ASSOC COMP: N/A
MANUFACTU: AUTOMATIC SWITCH COMPANY
ASSOC MANF: AMERICAN WARMING & VENTILATION
ASSOC MANF: N/A

SERVICE: STEAM FLOODING DAMPER BPD-202-104A FOR THE RHR PIPE PENETRATION AREA.

FUNCTION: SENSES DIFFERENTIAL PRESSURE AND PROVIDES SIGNAL TO ASSOCIATED SOLENOID RELEASE (WHICH CLOSES THE DAMPER). REQUIRED FOR HELB ONLY.

ACCY: SPEC: 10% ADJ. RANGE
DEMON: -2.2% ADJ. RANGE
REF: 177
MODEL NO.: SB31AMR/TA31A16
ASSOC M/N: N/A
ASSOC M/N: N/A
SERIAL NO:
ASSOC S/N: N/A
ASSOC S/N: N/A

LOCATION: ROOM 200
RACK/PANEL: N/A
ASSOC. DWG: LOC: M-1082
PSID: M-76
P.O. NO: M-113
SUBMERGENCE: N/A
CHEMICAL SPRAY: N/A

PARAMETER	ENVIRONMENT		DOCUMENTATION REFERENCE		QUALIFICATION	OUTSTANDING ITEMS
	SPECIFICATION	QUALIFICATION	SPECIFICATION	QUALIFICATION	METHOD	
OPERATING TIME	1 MIN.	1 HR.	534	177	TEST	
TEMPERATURE (F)	115	326	85	177	TEST	
PRESSURE (PSIA)	14.7	24.9	85	176	ANAL.	
RELATIVE HUMIDITY (%)	90	100	85	176	ANAL.	
RADIATION	2.28 E4	1.75 E7	85	177	ANAL.	
AGING	40 YRS.	5 YRS.	N/A	177	ANAL.	

INTERFACES:
LUGS: EQRR 171
CABLE: EQRR 22

MAINTENANCE REQUIREMENTS:

REMARKS:
SPECIFIED RADIATION IS FOR HELB.

DEFICIENCY RESOLUTION:

FACILITY: LGS UNIT: 1 DOCKET: 50-352 EQRR: 142

PREPARED BY: FMV DATE: 03/08/84 REVISION DATE: 03/01/84

REVIEWED BY: MJB DATE: 03/08/84

SYSTEM: ECCS PUMP ROOM HVAC

PLANT ID: PDSH-76-175B

COMPONENT: PRESSURE DIFFERENTIAL SWITCH
ASSOC COMP: STEAM FLOODING DAMPER
ASSOC COMP: N/A

MANUFACTU: AUTOMATIC SWITCH COMPANY
ASSOC MANF: AMERICAN WARMING & VENTILATION
ASSOC MANF: N/A

SERVICE: STEAM FLOODING DAMPER BPD-202-104B FOR THE RHR PIPE PENETRATION AREA.

FUNCTION: SENSES DIFFERENTIAL PRESSURE AND PROVIDES SIGNAL TO ASSOCIATED SOLENOID RELEASE (WHICH CLOSES THE DAMPER). REQUIRED FOR HELB ONLY.

ACCY: SPEC: 10% ADJ. RANGE
DEMON: -2.2% ADJ. RANGE
REF: 177

MODEL NO.: SB31AMR/TA31A16
ASSOC M/N: N/A
ASSOC M/N: N/A

SERIAL NO:
ASSOC S/N: N/A
ASSOC S/N: N/A

LOCATION: ROOM 200

RACK/PANEL: N/A

ASSOC. DNG: LOC: M-1082
P&ID: M-76

P.O. NO: M-113

SUBMERGENCE: N/A

CHEMICAL SPRAY: N/A

PARAMETER	ENVIRONMENT		DOCUMENTATION REFERENCE		QUALIFICATION	OUTSTANDING ITEMS	INTERFACES:
	SPECIFICATION	QUALIFICATION	SPECIFICATION	QUALIFICATION	METHOD		LUGS: EQRR 171 CABLE: EQRR 22
OPERATING TIME	1 MIN.	1 HR.	534	177	TEST		
TEMPERATURE (F)	115	326	85	177	TEST		MAINTENANCE REQUIREMENTS:
PRESSURE (PSIA)	14.7	24.9	85	176	ANAL.		
RELATIVE HUMIDITY (%)	90	100	85	176	ANAL.		
RADIATION	2.28 E4	1.75 E7	85	177	ANAL.		REMARKS: SPECIFIED RADIATION IS FOR HELB.
AGING	40 YRS.	5 YRS.	N/A	177	ANAL.		

DEFICIENCY RESOLUTION:

FACILITY: LGS UNIT: 1 DOCKET: 50-352 EQRR: 142
PREPARED BY: FMV DATE: 03/08/84 REVISION DATE: 03/01/84
REVIEWED BY: WJB DATE: 03/08/84

SYSTEM: ECCS PUMP ROOM HVAC
ACCY: SPEC: 10% ADJ. RANGE
DEMON: -2.2% ADJ. RANGE
REF: 177
LOCATION: ROOM 306

PLANT ID: PDSH-76-176A
RACK/PANEL: N/A

COMPONENT: PRESSURE DIFFERENTIAL SWITCH
MODEL NO.: SB31AMR/TA31A16
ASSOC COMP: STEAM FLOODING DAMPER
ASSOC M/N: N/A
ASSOC. DWG: LOC: M-1067
ASSOC COMP: N/A
ASSOC M/N: N/A
P&ID: M-76

MANUFACTU: AUTOMATIC SWITCH COMPANY
SERIAL NO:
ASSOC MANF: AMERICAN WARMING & VENTILATION
ASSOC S/N: N/A
ASSOC MANF: N/A
ASSOC S/N: N/A

SERVICE: STEAM FLOODING DAMPER BPD-203-1A FOR THE PIPE PENETRATION AREA, ELEVATION 217.
P.O. NO: M-113

FUNCTION: SENSES DIFFERENTIAL PRESSURE AND PROVIDES SIGNAL TO ASSOCIATED SOLENOID RELEASE (WHICH CLOSES THE DAMPER). REQUIRED FOR HELB ONLY.
SUBMERGENCE: N/A
CHEMICAL SPRAY: N/A

PARAMETER	ENVIRONMENT		DOCUMENTATION REFERENCE		QUALIFICATION	OUTSTANDING ITEMS	INTERFACES:
	SPECIFICATION	QUALIFICATION	SPECIFICATION	QUALIFICATION	METHOD		LUGS: EQRR 171 CABLE: EQRR 22
OPERATING TIME	1 MIN.	1 HR.	534	177	TEST		
TEMPERATURE (F)	235 (C)	326	700	177	TEST		MAINTENANCE REQUIREMENTS:
PRESSURE (PSIA)	16.1 (C)	24.9	85	176	ANAL.		
RELATIVE HUMIDITY (%)	100 (C)	100	85	176	ANAL.		
RADIATION	8.74 E5	1.75 E7	85	177	ANAL.		REMARKS: SPECIFIED RADIATION IS FOR HELB.
AGING	40 YRS.	5 YRS.	N/A	177	ANAL.		

DEFICIENCY RESOLUTION:

FACILITY: LGS UNIT: 1 DOCKET: 50-352 EQRR: 142
PREPARED BY: FMV DATE: 03/08/84 REVISION DATE: 03/01/84
REVIEWED BY: MJB DATE: 03/08/84

SYSTEM: ECCS PUMP ROOM HVAC
ACCY: SPEC: 10% ADJ. RANGE
DEMON: -2.2% ADJ. RANGE
REF: 177
LOCATION: ROOM 306

PLANT ID: PDSH-76-176B
RACK/PANEL: N/A

COMPONENT: PRESSURE DIFFERENTIAL SWITCH
MODEL NO.: SB31AMR/TA31A16
ASSOC COMP: STEAM FLOODING DAMPER
ASSOC M/N: N/A
ASSOC. DWG: LOC: M-1067
P&ID: M-76
ASSOC COMP: N/A
ASSOC M/N: N/A

MANUFACTU: AUTOMATIC SWITCH COMPANY
SERIAL NO:
ASSOC MANF: AMERICAN WARMING & VENTILATION
ASSOC S/N: N/A
ASSOC MANF: N/A
ASSOC S/N: N/A

SERVICE: STEAM FLOODING DAMPER BPD-203-1B FOR THE PIPE PENETRATION AREA, ELEVATION 217.
P.O. NO: M-113

FUNCTION: SENSES DIFFERENTIAL PRESSURE AND PROVIDES SIGNAL TO ASSOCIATED SOLENOID RELEASE (WHICH CLOSES THE DAMPER). REQUIRED FOR HELB ONLY.
SUBMERGENCE: N/A
CHEMICAL SPRAY: N/A

PARAMETER	ENVIRONMENT		DOCUMENTATION REFERENCE		QUALIFICATION	OUTSTANDING ITEMS	INTERFACES:
	SPECIFICATION	QUALIFICATION	SPECIFICATION	QUALIFICATION	METHOD		LUGS: EQRR 171 CABLE: EQRR 22
OPERATING TIME	1 MIN.	1 HR.	534	177	TEST		
TEMPERATURE (F)	235 (C)	326	700	177	TEST		MAINTENANCE REQUIREMENTS:
PRESSURE (PSIA)	16.1 (C)	24.9	85	176	ANAL.		
RELATIVE HUMIDITY (%)	100 (C)	100	85	176	ANAL.		
RADIATION	8.74 E5	1.75 E7	85	177	ANAL.		REMARKS: SPECIFIED RADIATION IS FOR HELB.
AGING	40 YRS.	5 YRS.	N/A	177	ANAL.		

DEFICIENCY RESOLUTION:

FACILITY: LGS UNIT: 1 DOCKET: 50-352 EQRR: 142

PREPARED BY: FMV DATE: 03/08/84 REVISION DATE: 03/01/84

REVIEWED BY: WJB DATE: 03/08/84

SYSTEM: ECCS PUMP ROOM HVAC

ACCY: SPEC: 10% ADJ. RANGE
DEMON: -2.2% ADJ. RANGE
REF: 177

LOCATION: ROOM 506A

PLANT ID: PDSH-76-177A

RACK/PANEL: N/A

COMPONENT: PRESSURE DIFFERENTIAL SWITCH
ASSOC COMP: STEAM FLOODING DAMPER
ASSOC COMP: N/A

MODEL NO.: SB31AMR/TA31A16
ASSOC M/N: N/A
ASSOC M/N: N/A

ASSOC. DWG: LOC: M-1069
P&ID: M-76

MANUFACTU: AUTOMATIC SWITCH COMPANY
ASSOC MANF: AMERICAN WARMING & VENTILATION
ASSOC MANF: N/A

SERIAL NO:
ASSOC S/N: N/A
ASSOC S/N: N/A

SERVICE: STEAM FLOODING DAMPER BPD-203-3A FOR THE MAIN STEAM TUNNEL.

P.O. NO: M-113

FUNCTION: SENSES DIFFERENTIAL PRESSURE AND PROVIDES SIGNAL TO ASSOCIATED SOLENOID RELEASE (WHICH CLOSES THE DAMPER). REQUIRED FOR HELB ONLY.

SUBMERGENCE: N/A

CHEMICAL SPRAY: N/A

PARAMETER	ENVIRONMENT		DOCUMENTATION REFERENCE		QUALIFICATION	OUTSTANDING ITEMS	INTERFACES: LUGS: EQRR 171 CABLE: EQRR 22
	SPECIFICATION	QUALIFICATION	SPECIFICATION	QUALIFICATION	METHOD		
OPERATING TIME	1 MIN.	1 HR.	534	177	TEST		
TEMPERATURE (F)	115	326	85	177	TEST		MAINTENANCE REQUIREMENTS:
PRESSURE (PSIA)	14.7	24.9	85	176	ANAL.		
RELATIVE HUMIDITY (%)	90	100	85	176	ANAL.		
RADIATION	2.28 E4	1.75 E7	85	177	ANAL.		REMARKS: SPECIFIED RADIATION IS FOR HELB.
AGING	40 YRS.	5 YRS.	N/A	177	ANAL.		

DEFICIENCY RESOLUTION:

FACILITY: LGS UNIT: 1 DOCKET: 50-352 EQRR: 142

PREPARED BY: FMV DATE: 03/08/84 REVISION DATE: 03/01/84

REVIEWED BY: WJB DATE: 03/08/84

SYSTEM: ECCS PUMP ROOM HVAC

ACCY: SPEC: 10% ADJ. RANGE
DEMON: -2.2% ADJ. RANGE
REF: 177

LOCATION: ROOM 506A

PLANT ID: PDSH-76-177B

RACK/PANEL: N/A

COMPONENT: PRESSURE DIFFERENTIAL SWITCH
ASSOC COMP: STEAM FLOODING DAMPER
ASSOC COMP: N/A

MODEL NO.: SB31AMR/TA31A16
ASSOC M/N: N/A
ASSOC M/N: N/A

ASSOC. DWG: LOC: M-1069
P&ID: M-76

MANUFACTU: AUTOMATIC SWITCH COMPANY
ASSOC MANF: AMERICAN WARMING & VENTILATION
ASSOC MANF: N/A

SERIAL NO:
ASSOC S/N: N/A
ASSOC S/N: N/A

SERVICE: STEAM FLOODING DAMPER BPD-203-3B FOR THE MAIN STEAM TUNNEL.

P.O. NO: M-113

FUNCTION: SENSES DIFFERENTIAL PRESSURE AND PROVIDES SIGNAL TO ASSOCIATED SOLENOID RELEASE (WHICH CLOSES THE DAMPER). REQUIRED FOR HELB ONLY.

SUBMERGENCE: N/A

CHEMICAL SPRAY: N/A

PARAMETER	ENVIRONMENT		DOCUMENTATION REFERENCE		QUALIFICATION	OUTSTANDING ITEMS	INTERFACES: LUGS: EQRR 171 CABLE: EQRR 22
	SPECIFICATION	QUALIFICATION	SPECIFICATION	QUALIFICATION	METHOD		
OPERATING TIME	1 MIN.	1 HR.	534	177	TEST		
TEMPERATURE (F)	115	326	85	177	TEST		MAINTENANCE REQUIREMENTS:
PRESSURE (PSIA)	14.7	24.9	85	176	ANAL.		
RELATIVE HUMIDITY (%)	90	100	85	176	ANAL.		
RADIATION	2.28 E4	1.75 E7	85	177	ANAL.		REMARKS: SPECIFIED RADIATION IS FOR HELB.
AGING	40 YRS.	5 YRS.	N/A	177	ANAL.		

DEFICIENCY RESOLUTION:

FACILITY: LGS UNIT: 1 DOCKET: 50-352 EQRR: 142
PREPARED BY: FMV DATE: 03/08/84 REVISION DATE: 03/01/84
REVIEWED BY: WJB DATE: 03/08/84

SYSTEM: ECCS PUMP ROOM HVAC
ACCY: SPEC: 10% ADJ. RANGE
DEMON: -2.2% ADJ. RANGE
REF: 177
LOCATION: ROOM 407

PLANT ID: PDSH-76-182A
RACK/PANEL: N/A

COMPONENT: PRESSURE DIFFERENTIAL SWITCH
ASSOC COMP: STEAM FLOODING DAMPER
ASSOC COMP: N/A
MODEL NO.: SB31AMR/TA31A16
ASSOC M/N: N/A
ASSOC M/N: N/A
ASSOC. DNG: LOC: M-1076
P&ID: M-76

MANUFACTU: AUTOMATIC SNITCH COMPANY
ASSOC MANF: AMERICAN WARMING & VENTILATION
ASSOC MANF: N/A
SERIAL NO:
ASSOC S/N: N/A
ASSOC S/N: N/A

SERVICE: STEAM FLOODING DAMPER BPD-203-16A FOR THE MAIN STEAM TUNNEL.
P.O. NO: M-113

FUNCTION: SENSES DIFFERENTIAL PRESSURE AND PROVIDES SIGNAL TO ASSOCIATED SOLENOID RELEASE (WHICH CLOSES THE DAMPER). REQUIRED FOR HELB ONLY.
SUBMERGENCE: N/A
CHEMICAL SPRAY: N/A

PARAMETER	ENVIRONMENT		DOCUMENTATION REFERENCE		QUALIFICATION	OUTSTANDING ITEMS	INTERFACES: LUGS: EQRR 171 CABLE: EQRR 22
	SPECIFICATION	QUALIFICATION	SPECIFICATION	QUALIFICATION	METHOD		
OPERATING TIME	1 MIN.	1 HR.	534	177	TEST		
TEMPERATURE (F)	235 (H)	326	700	177	TEST		MAINTENANCE REQUIREMENTS:
PRESSURE (PSIA)	24.6 (H)	24.9	85	176	ANAL.		
RELATIVE HUMIDITY (%)	100 (H)	100	85	176	ANAL.		
RADIATION	1.38 E6	1.75 E7	85	177	ANAL.		REMARKS: SPECIFIED RADIATION IS FOR HELB.
AGING	40 YRS.	5 YRS.	N/A	177	ANAL.		

DEFICIENCY RESOLUTION:

FACILITY: LGS UNIT: 1 DOCKET: 50-352 EQRR: 142
PREPARED BY: FMV DATE: 03/08/84 REVISION DATE: 03/01/84
REVIEWED BY: WJB DATE: 03/08/84

SYSTEM: ECCS PUMP ROOM HVAC
ACCY: SPEC: 10% ADJ. RANGE
DEMON: -2.2% ADJ. RANGE
REF: 177
LOCATION: ROOM 407

PLANT ID: PDSH-76-182B
RACK/PANEL: N/A

COMPONENT: PRESSURE DIFFERENTIAL SWITCH
MODEL NO.: SB31AMR/TA31A16
ASSOC COMP: STEAM FLOODING DAMPER
ASSOC M/N: N/A
ASSOC. DMG: LOC: M-1076
ASSOC COMP: N/A
ASSOC M/N: N/A
P&ID: M-76

MANUFACTU: AUTOMATIC SWITCH COMPANY
SERIAL NO:
ASSOC MANF: AMERICAN WARMING & VENTILATION
ASSOC S/N: N/A
ASSOC MANF: N/A
ASSOC S/N: N/A

SERVICE: STEAM FLOODING DAMPER BPD-203-16B FOR THE MAIN STEAM TUNNEL.
P.O. NO: M-113

FUNCTION: SENSES DIFFERENTIAL PRESSURE AND PROVIDES SIGNAL TO ASSOCIATED SOLENOID RELEASE (WHICH CLOSES THE DAMPER). REQUIRED FOR HELB ONLY.
SUBMERGENCE: N/A
CHEMICAL SPRAY: N/A

PARAMETER	ENVIRONMENT		DOCUMENTATION REFERENCE		QUALIFICATION	OUTSTANDING ITEMS	INTERFACES: LUGS: EQRR 171 CABLE: EQRR 22
	SPECIFICATION	QUALIFICATION	SPECIFICATION	QUALIFICATION	METHOD		
OPERATING TIME	1 MIN.	1 HR.	534	177	TEST		
TEMPERATURE (F)	235 (H)	326	700	177	TEST		MAINTENANCE REQUIREMENTS:
PRESSURE (PSIA)	24.6 (H)	24.9	85	176	ANAL.		
RELATIVE HUMIDITY (%)	100 (H)	100	85	176	ANAL.		
RADIATION	1.38 E6	1.75 E7	85	177	ANAL.		REMARKS: SPECIFIED RADIATION IS FOR HELB.
AGING	40 YRS.	5 YRS.	N/A	177	ANAL.		

DEFICIENCY RESOLUTION:

FACILITY: LGS UNIT: 1 DOCKET: 50-352 EQRR: 142

PREPARED BY: FMV DATE: 03/08/84 REVISION DATE: 03/01/84

REVIEWED BY: MJB DATE: 03/08/84

SYSTEM: ECCS PUMP ROOM HVAC

PLANT ID: PDSH-76-183A

COMPONENT: PRESSURE DIFFERENTIAL SWITCH
ASSOC COMP: STEAM FLOODING DAMPER
ASSOC COMP: N/A

MANUFACTU: AUTOMATIC SWITCH COMPANY
ASSOC MANF: AMERICAN WARMING & VENTILATION
ASSOC MANF: N/A

SERVICE: STEAM FLOODING DAMPER BPD-203-17A FOR THE MAIN STEAM TUNNEL.

FUNCTION: SENSES DIFFERENTIAL PRESSURE AND PROVIDES SIGNAL TO ASSOCIATED SOLENOID RELEASE (WHICH CLOSES THE DAMPER). REQUIRED FOR HELB ONLY.

ACCY: SPEC: 10% ADJ. RANGE
DEMON: -2.2% ADJ. RANGE
REF: 177

MODEL NO.: SB31AMR/TA31A16
ASSOC M/N: N/A
ASSOC M/N: N/A

SERIAL NO:
ASSOC S/N: N/A
ASSOC S/N: N/A

LOCATION: ROOM 518

RACK/PANEL: N/A

ASSOC. DWG: LOC: M-1077
P&ID: M-76

P.O. NO: M-113

SUBMERGENCE: N/A

CHEMICAL SPRAY: N/A

PARAMETER	ENVIRONMENT		DOCUMENTATION REFERENCE		QUALIFICATION	OUTSTANDING ITEMS	INTERFACES:
	SPECIFICATION	QUALIFICATION	SPECIFICATION	QUALIFICATION	METHOD		LUGS: EQRR 171 CABLE: EQRR 22
OPERATING TIME	1 MIN.	1 HR.	534	177	TEST		
TEMPERATURE (F)	235 (H)	326	700	177	TEST		MAINTENANCE REQUIREMENTS:
PRESSURE (PSIA)	24.6 (H)	24.9	85	176	ANAL.		
RELATIVE HUMIDITY (%)	100 (H)	100	85	176	ANAL.		
RADIATION	1.38 E6	1.75 E7	85	177	ANAL.		REMARKS: SPECIFIED RADIATION IS FOR HELB.
AGING	40 YRS.	5 YRS.	N/A	177	ANAL.		

DEFICIENCY RESOLUTION:

FACILITY: LGS UNIT: 1 DOCKET: 50-352 EQRR: 142
PREPARED BY: FMV DATE: 03/08/84 REVISION DATE: 03/01/84
REVIEWED BY: HJB DATE: 03/08/84

SYSTEM: ECCS PUMP ROOM HVAC
ACCY: SPEC: 10% ADJ. RANGE
DEMON: -2.2% ADJ. RANGE
REF: 177
LOCATION: ROOM 518

PLANT ID: PDSH-76-183B
RACK/PANEL: N/A

COMPONENT: PRESSURE DIFFERENTIAL SWITCH
MODEL NO.: SB31AMR/TA31A16
ASSOC COMP: STEAM FLOODING DAMPER
ASSOC M/N: N/A
ASSOC. DWG: LOC: M-1077
ASSOC COMP: N/A
ASSOC M/N: N/A
P&ID: M-76

MANUFACTU: AUTOMATIC SWITCH COMPANY
SERIAL NO:
ASSOC MANF: AMERICAN WARMING & VENTILATION
ASSOC S/N: N/A
ASSOC MANF: N/A
ASSOC S/N: N/A

SERVICE: STEAM FLOODING DAMPER BPD-203-17B FOR THE MAIN STEAM TUNNEL.
P.O. NO: M-113

FUNCTION: SENSES DIFFERENTIAL PRESSURE AND PROVIDES SIGNAL TO ASSOCIATED SOLENOID RELEASE (WHICH CLOSES THE DAMPER). REQUIRED FOR HELB ONLY.
SUBMERGENCE: N/A
CHEMICAL SPRAY: N/A

PARAMETER	ENVIRONMENT		DOCUMENTATION REFERENCE		QUALIFICATION	OUTSTANDING ITEMS	INTERFACES: LUGS: EQRR 171 CABLE: EQRR 22
	SPECIFICATION	QUALIFICATION	SPECIFICATION	QUALIFICATION	METHOD		
OPERATING TIME	1 MIN.	1 HR.	534	177	TEST		
TEMPERATURE (F)	235 (H)	326	700	177	TEST		MAINTENANCE REQUIREMENTS:
PRESSURE (PSIA)	24.6 (H)	24.9	85	176	ANAL.		
RELATIVE HUMIDITY (%)	100 (H)	100	85	176	ANAL.		
RADIATION	1.38 E6	1.75 E7	85	177	ANAL.		REMARKS: SPECIFIED RADIATION IS FOR HELB.
AGING	40 YRS.	5 YRS.	N/A	177	ANAL.		

DEFICIENCY RESOLUTION:

FACILITY: LGS UNIT: 1 DOCKET: 50-352 EQRR: 142

PREPARED BY: FMV DATE: 03/08/84 REVISION DATE: 03/01/84

REVIEWED BY: WJB DATE: 03/08/84

SYSTEM: ECCS PUMP ROOM HVAC

ACCY: SPEC: 10% ADJ. RANGE
DEMON: -2.2% ADJ. RANGE
REF: 177

LOCATION: ROOM 306

PLANT ID: PDSH-76-184A

RACK/PANEL: N/A

COMPONENT: PRESSURE DIFFERENTIAL SWITCH
ASSOC COMP: STEAM FLOODING DAMPER
ASSOC COMP: N/A

MODEL NO.: SB31AMR/TA31A16
ASSOC M/N: N/A
ASSOC M/N: N/A

ASSOC. DWG: LOC: M-1067
P&ID: M-76

MANUFACTU: AUTOMATIC SWITCH COMPANY
ASSOC MANF: AMERICAN WARMING & VENTILATION
ASSOC MANF: N/A

SERIAL NO:
ASSOC S/N: N/A
ASSOC S/N: N/A

SERVICE: STEAM FLOODING DAMPER BPD-203-20A FOR THE PIPE PENETRATION AREA, ELEVATION 217.

P.O. NO: M-113

FUNCTION: SENSES DIFFERENTIAL PRESSURE AND PROVIDES SIGNAL TO ASSOCIATED SOLENOID RELEASE (WHICH CLOSES THE DAMPER). REQUIRED FOR HELB ONLY.

SUBMERGENCE: N/A

CHEMICAL SPRAY: N/A

PARAMETER	ENVIRONMENT		DOCUMENTATION REFERENCE		QUALIFICATION	OUTSTANDING ITEMS	INTERFACES:
	SPECIFICATION	QUALIFICATION	SPECIFICATION	QUALIFICATION	METHOD		LUGS: EQRR 171 CABLE: EQRR 22
OPERATING TIME	1 MIN.	1 HR.	534	177	TEST		
TEMPERATURE (F)	235 (C)	326	700	177	TEST		MAINTENANCE REQUIREMENTS:
PRESSURE (PSIA)	16.1 (C)	24.9	85	176	ANAL.		
RELATIVE HUMIDITY (%)	100 (C)	100	85	176	ANAL.		
RADIATION	8.74 E5	1.75 E7	85	177	ANAL.		REMARKS: SPECIFIED RADIATION IS FOR HELB.
AGING	40 YRS.	5 YRS.	N/A	177	ANAL.		

DEFICIENCY RESOLUTION:

FACILITY: LGS UNIT: 1 DOCKET: 50-352 EQRR: 142

PREPARED BY: FMV DATE: 03/08/84 REVISION DATE: 03/01/84

REVIEWED BY: WJB DATE: 03/08/84

SYSTEM: ECCS PUMP ROOM HVAC

PLANT ID: PDSH-76-184B

COMPONENT: PRESSURE DIFFERENTIAL SWITCH
ASSOC COMP: STEAM FLOODING DAMPER
ASSOC COMP: N/A

MANUFACTU: AUTOMATIC SWITCH COMPANY
ASSOC MANF: AMERICAN WARMING & VENTILATION
ASSOC MANF: N/A

SERVICE: STEAM FLOODING DAMPER BPD-203-20B FOR THE PIPE PENETRATION AREA, ELEVATION 217.

FUNCTION: SENSES DIFFERENTIAL PRESSURE AND PROVIDES SIGNAL TO ASSOCIATED SOLENOID RELEASE (WHICH CLOSES THE DAMPER). REQUIRED FOR HELB ONLY.

ACCY: SPEC: 10% ADJ. RANGE
DEMON: -2.2% ADJ. RANGE
REF: 177

MODEL NO.: SB31AMR/TA31A16
ASSOC M/N: N/A
ASSOC M/N: N/A

SERIAL NO:
ASSOC S/N: N/A
ASSOC S/N: N/A

LOCATION: ROOM 306

RACK/PANEL: N/A

ASSOC. DWG: LOC: M-1067
P&ID: M-76

P.O. NO: M-113

SUBMERGENCE: N/A

CHEMICAL SPRAY: N/A

PARAMETER	ENVIRONMENT		DOCUMENTATION REFERENCE		QUALIFICATION	OUTSTANDING ITEMS	INTERFACES: LUGS: EQRR 171 CABLE: EQRR 22
	SPECIFICATION	QUALIFICATION	SPECIFICATION	QUALIFICATION	METHOD		
OPERATING TIME	1 MIN.	1 HR.	534	177	TEST		
TEMPERATURE (F)	235 (C)	326	700	177	TEST		MAINTENANCE REQUIREMENTS:
PRESSURE (PSIA)	16.1 (C)	24.9	85	176	ANAL.		
RELATIVE HUMIDITY (%)	100 (C)	100	85	176	ANAL.		
RADIATION	8.74 E5	1.75 E7	85	177	ANAL.		REMARKS: SPECIFIED RADIATION IS FOR HELB.
AGING	40 YRS.	5 YRS.	N/A	177	ANAL.		

DEFICIENCY RESOLUTION:

FACILITY: LGS UNIT: 1 DOCKET: 50-352 EQRR: 142

PREPARED BY: FMV DATE: 03/08/84 REVISION DATE: 03/01/84

REVIENED BY: MJB DATE: 03/08/84

SYSTEM: ECCS PUMP ROOM HVAC

ACCY: SPEC: 10% ADJ. RANGE
DEMON: -2.2% ADJ. RANGE
REF: 177

LOCATION: ROOM 507

PLANT ID: PDSH-76-185A

RACK/PANEL: N/A

COMPONENT: PRESSURE DIFFERENTIAL SWITCH
ASSOC COMP: STEAM FLOODING DAMPER
ASSOC COMP: N/A

MODEL NO.: SB31AMR/TA31A16
ASSOC M/N: N/A
ASSOC M/N: N/A

ASSOC. DWG: LOC: M-1085
P&ID: M-76

MANUFACTU: AUTOMATIC SWITCH COMPANY
ASSOC MANF: AMERICAN WARMING & VENTILATION
ASSOC MANF: N/A

SERIAL NO:
ASSOC S/N: N/A
ASSOC S/N: N/A

SERVICE: STEAM FLOODING DAMPER BPD-203-22A FOR THE CLEAN UP RECIRCULATION PUMP AREA.

P.O. NO: M-113

FUNCTION: SENSES DIFFERENTIAL PRESSURE AND PROVIDES SIGNAL TO ASSOCIATED SOLENOID RELEASE (WHICH CLOSES THE DAMPER). REQUIRED FOR HELB ONLY.

SUBMERGENCE: N/A

CHEMICAL SPRAY: N/A

PARAMETER	ENVIRONMENT		DOCUMENTATION REFERENCE		QUALIFICATION	OUTSTANDING ITEMS	INTERFACES: LUGS: EQRR 171 CABLE: EQRR 22
	SPECIFICATION	QUALIFICATION	SPECIFICATION	QUALIFICATION	METHOD		
OPERATING TIME	1 MIN.	1 HR.	534	177	TEST		
TEMPERATURE (F)	217 (E)	326	85	177	TEST		MAINTENANCE REQUIREMENTS:
PRESSURE (PSIA)	17.4 (G)	24.9	85	176	ANAL.		
RELATIVE HUMIDITY (%)	100 (E)	100	85	176	ANAL.		
RADIATION	1.16 E6	1.75 E7	85	177	ANAL.		REMARKS: SPECIFIED RADIATION IS FOR HELB.
AGING	40 YRS.	5 YRS.	N/A	177	ANAL.		

DEFICIENCY RESOLUTION:

FACILITY: LGS UNIT: 1 DOCKET: 50-352 EQRR: 142

PREPARED BY: FMV DATE: 03/08/84 REVISION DATE: 03/01/84

REVIEWED BY: MJB DATE: 03/08/84

SYSTEM: ECCS PUMP ROOM HVAC

PLANT ID: PDSH-76-185B

COMPONENT: PRESSURE DIFFERENTIAL SWITCH
ASSOC COMP: STEAM FLOODING DAMPER
ASSOC COMP: N/A

MANUFACTU: AUTOMATIC SWITCH COMPANY
ASSOC MANF: AMERICAN WARMING & VENTILATION
ASSOC MANF: N/A

SERVICE: STEAM FLOODING DAMPER BPD-203-22B FOR THE CLEAN UP RECIRCULATION PUMP AREA.

FUNCTION: SENSES DIFFERENTIAL PRESSURE AND PROVIDES SIGNAL TO ASSOCIATED SOLENOID RELEASE (WHICH CLOSES THE DAMPER). REQUIRED FOR HELB ONLY.

ACCY: SPEC: 10% ADJ. RANGE
DEMON: -2.2% ADJ. RANGE
REF: 177

MODEL NO.: SB31AMR/TA31A16
ASSOC M/N: N/A
ASSOC M/N: N/A

SERIAL NO:
ASSOC S/N: N/A
ASSOC S/N: N/A

LOCATION: ROOM 507

RACK/PANEL: N/A

ASSOC. DWG: LOC: M-1085
P&ID: M-76

P.O. NO: M-113

SUBMERGENCE: N/A

CHEMICAL SPRAY: N/A

PARAMETER	ENVIRONMENT		DOCUMENTATION REFERENCE		QUALIFICATION	OUTSTANDING ITEMS	INTERFACES:
	SPECIFICATION	QUALIFICATION	SPECIFICATION	QUALIFICATION	METHOD		LUGS: EQRR 171 CABLE: EQRR 22
OPERATING TIME	1 MIN.	1 HR.	534	177	TEST		
TEMPERATURE (F)	217 (E)	326	85	177	TEST		MAINTENANCE REQUIREMENTS:
PRESSURE (PSIA)	17.4 (G)	24.9	85	176	ANAL.		
RELATIVE HUMIDITY (%)	100 (E)	100	85	176	ANAL.		
RADIATION	1.16 E6	1.75 E7	85	177	ANAL.		REMARKS: SPECIFIED RADIATION IS FOR HELB.
AGING	40 YRS.	5 YRS.	N/A	177	ANAL.		

DEFICIENCY RESOLUTION:

FACILITY: LGS UNIT: 1 DOCKET: 50-352 EQRR: 142

PREPARED BY: FMV DATE: 03/08/84 REVISION DATE: 03/01/84

REVIEWED BY: WJB DATE: 03/08/84

SYSTEM: ECCS PUMP ROOM HVAC

ACCY: SPEC: 10% ADJ. RANGE
DEMON: -2.2% ADJ. RANGE
REF: 177

LOCATION: ROOM 507

PLANT ID: PDSH-76-186A

RACK/PANEL: N/A

COMPONENT: PRESSURE DIFFERENTIAL SWITCH

MODEL NO.: SB31AMR/TA31A16

ASSOC COMP: STEAM FLOODING DAMPER

ASSOC M/N: N/A

ASSOC. DWG: LOC: M-1085

ASSOC COMP: N/A

ASSOC M/N: N/A

P&ID: M-76

MANUFACTU: AUTOMATIC SWITCH COMPANY

SERIAL NO:

ASSOC MANF: AMERICAN WARMING & VENTILATION

ASSOC S/N: N/A

ASSOC MANF: N/A

ASSOC S/N: N/A

SERVICE: STEAM FLOODING DAMPER BPD-203-23A FOR THE CLEAN UP RECIRCULATION PUMP AREA.

P.O. NO: M-113

FUNCTION: SENSES DIFFERENTIAL PRESSURE AND PROVIDES SIGNAL TO ASSOCIATED SOLENOID RELEASE (WHICH CLOSES THE DAMPER). REQUIRED FOR HELB ONLY.

SUBMERGENCE: N/A

CHEMICAL SPRAY: N/A

PARAMETER	ENVIRONMENT		DOCUMENTATION REFERENCE		QUALIFICATION	OUTSTANDING ITEMS	INTERFACES: LUGS: EQRR 171 CABLE: EQRR 22
	SPECIFICATION	QUALIFICATION	SPECIFICATION	QUALIFICATION	METHOD		
OPERATING TIME	1 MIN.	1 HR.	534	177	TEST		
TEMPERATURE (F)	217 (E)	326	85	177	TEST		MAINTENANCE REQUIREMENTS:
PRESSURE (PSIA)	17.4 (G)	24.9	85	176	ANAL.		
RELATIVE HUMIDITY (%)	100 (E)	100	85	176	ANAL.		
RADIATION	1.16 E6	1.75 E7	85	177	ANAL.		REMARKS: SPECIFIED RADIATION IS FOR HELB.
AGING	40 YRS.	5 YRS.	N/A	177	ANAL.		

DEFICIENCY RESOLUTION:

FACILITY: LGS UNIT: 1 DOCKET: 50-352 EQRR: 142
PREPARED BY: FMV DATE: 03/08/84 REVISION DATE: 03/01/84
REVIEWED BY: MJB DATE: 03/08/84

SYSTEM: ECCS PUMP ROOM HVAC
ACCY: SPEC: 10% ADJ. RANGE
DEMON: -2.2% ADJ. RANGE
REF: 177
LOCATION: ROOM 507

PLANT ID: PDSH-76-186B
RACK/PANEL: N/A

COMPONENT: PRESSURE DIFFERENTIAL SWITCH
ASSOC COMP: STEAM FLOODING DAMPER
ASSOC COMP: N/A
MODEL NO.: SB31AMR/TA31A16
ASSOC M/N: N/A
ASSOC M/N: N/A
ASSOC. DWG: LOC: M-1085
P&ID: M-76

MANUFACTU: AUTOMATIC SWITCH COMPANY
ASSOC MANF: AMERICAN WARMING & VENTILATION
ASSOC MANF: N/A
SERIAL NO:
ASSOC S/N: N/A
ASSOC S/N: N/A

SERVICE: STEAM FLOODING DAMPER BPD-203-23B FOR THE CLEAN UP RECIRCULATION PUMP AREA.
P.O. NO: M-113

FUNCTION: SENSES DIFFERENTIAL PRESSURE AND PROVIDES SIGNAL TO ASSOCIATED SOLENOID RELEASE (WHICH CLOSES THE DAMPER). REQUIRED FOR HELB ONLY.
SUBMERGENCE: N/A
CHEMICAL SPRAY: N/A

PARAMETER	ENVIRONMENT		DOCUMENTATION REFERENCE		QUALIFICATION	OUTSTANDING ITEMS	INTERFACES:
	SPECIFICATION	QUALIFICATION	SPECIFICATION	QUALIFICATION	METHOD		LUGS: EQRR 171 CABLE: EQRR 22
OPERATING TIME	1 MIN.	1 HR.	534	177	TEST		
TEMPERATURE (F)	217 (E)	326	85	177	TEST		MAINTENANCE REQUIREMENTS:
PRESSURE (PSIA)	17.4 (G)	24.9	85	176	ANAL.		
RELATIVE HUMIDITY (%)	100 (E)	100	85	176	ANAL.		
RADIATION	1.16 E6	1.75 E7	85	177	ANAL.		REMARKS: SPECIFIED RADIATION IS FOR HELB.
AGING	40 YRS.	5 YRS.	N/A	177	ANAL.		

DEFICIENCY RESOLUTION:

PREPARED BY: FMV DATE: 03/08/84 REVISION DATE: 03/01/84

FACILITY: LGS UNIT: 1 DOCKET: 50-352 EQRR: 142

REVIEWED BY: MJB DATE: 03/08/84

SYSTEM: ECCS PUMP ROOM HVAC

ACCY: SPEC: 10% ADJ. RANGE
DEMON: -2.2% ADJ. RANGE
REF: 177

LOCATION: ROOM 304

PLANT ID: PDSH-76-187A

RACK/PANEL: N/A

COMPONENT: PRESSURE DIFFERENTIAL SWITCH
ASSOC COMP: STEAM FLOODING DAMPER
ASSOC COMP: N/A

MODEL NO.: SB31AMR/TA31A16
ASSOC M/N: N/A
ASSOC M/N: N/A

ASSOC. DWG: LOC: M-1083
P&ID: M-76

MANUFACTU: AUTOMATIC SWITCH COMPANY
ASSOC MANF: AMERICAN WARMING & VENTILATION
ASSOC MANF: N/A

SERIAL NO:
ASSOC S/N: N/A
ASSOC S/N: N/A

SERVICE: STEAM FLOODING DAMPER BPD-203-24A FOR THE PIPE PENETRATION AREA, ELEVATION 217.

P.O. NO: M-113

FUNCTION: SENSES DIFFERENTIAL PRESSURE AND PROVIDES SIGNAL TO ASSOCIATED SOLENOID RELEASE (WHICH CLOSES THE DAMPER). REQUIRED FOR HELB ONLY.

SUBMERGENCE: N/A

CHEMICAL SPRAY: N/A

PARAMETER	ENVIRONMENT		DOCUMENTATION REFERENCE		QUALIFICATION	OUTSTANDING ITEMS	INTERFACES: LUGS: EQRR 171 CABLE: EQRR 22
	SPECIFICATION	QUALIFICATION	SPECIFICATION	QUALIFICATION	METHOD		
OPERATING TIME	1 MIN.	1 HR.	534	177	TEST		
TEMPERATURE (F)	115	326	85	177	TEST		MAINTENANCE REQUIREMENTS:
PRESSURE (PSIA)	14.7	24.9	85	176	ANAL.		
RELATIVE HUMIDITY (%)	90	100	85	176	ANAL.		
RADIATION	2.58 E4	1.75 E7	85	177	ANAL.		REMARKS: SPECIFIED RADIATION IS FOR HELB.
AGING	40 YRS.	5 YRS.	N/A	177	ANAL.		

DEFICIENCY RESOLUTION:

FACILITY: LGS UNIT: 1 DOCKET: 50-352 EQRR: 142
PREPARED BY: FMV DATE: 03/08/84 REVISION DATE: 03/01/84
REVIEWED BY: WJB DATE: 03/08/84

SYSTEM: ECCS PUMP ROOM HVAC
ACCY: SPEC: 10% ADJ. RANGE
DEMON: -2.2% ADJ. RANGE
REF: 177
LOCATION: ROOM 304

PLANT ID: PDSH-76-187B
RACK/PANEL: N/A

COMPONENT: PRESSURE DIFFERENTIAL SWITCH
MODEL NO.: SB31AMR/TA31A16
ASSOC COMP: STEAM FLOODING DAMPER
ASSOC M/N: N/A
ASSOC DWG: LOC: M-1083
ASSOC COMP: N/A
ASSOC M/N: N/A
P&ID: M-76

MANUFACTU: AUTOMATIC SWITCH COMPANY
SERIAL NO:
ASSOC MANF: AMERICAN MARMING & VENTILATION
ASSOC S/N: N/A
ASSOC MANF: N/A
ASSOC S/N: N/A

SERVICE: STEAM FLOODING DAMPER BPD-203-24B FOR THE PIPE PENETRATION AREA, ELEVATION 217.
P.O. NO: M-113

FUNCTION: SENSES DIFFERENTIAL PRESSURE AND PROVIDES SIGNAL TO ASSOCIATED SOLENOID RELEASE (WHICH CLOSES THE DAMPER). REQUIRED FOR HELB ONLY.
SUBMERGENCE: N/A
CHEMICAL SPRAY: N/A

PARAMETER	ENVIRONMENT		DOCUMENTATION REFERENCE		QUALIFICATION	OUTSTANDING ITEMS	INTERFACES: LUGS: EQRR 171 CABLE: EQRR 22
	SPECIFICATION	QUALIFICATION	SPECIFICATION	QUALIFICATION	METHOD		
OPERATING TIME	1 MIN.	1 HR.	534	177	TEST		
TEMPERATURE (F)	115	326	85	177	TEST		MAINTENANCE REQUIREMENTS:
PRESSURE (PSIA)	14.7	24.9	85	176	ANAL.		
RELATIVE HUMIDITY (%)	90	100	85	176	ANAL.		
RADIATION	2.58 E4	1.75 E7	85	177	ANAL.		REMARKS: SPECIFIED RADIATION IS FOR HELB.
AGING	40 YRS.	5 YRS.	N/A	177	ANAL.		

DEFICIENCY RESOLUTION:

FACILITY: LGS UNIT: 1 DOCKET: 50-352 EQRR: 142
PREPARED BY: FMV DATE: 03/08/84 REVISION DATE: 03/01/84
REVIEWED BY: WJB DATE: 03/08/84

SYSTEM: ECCS PUMP ROOM HVAC
ACCY: SPEC: 10% ADJ. RANGE
DEMON: -2.2% ADJ. RANGE
REF: 177
LOCATION: ROOM 504

PLANT ID: PDSH-76-188A
RACK/PANEL: N/A

COMPONENT: PRESSURE DIFFERENTIAL SWITCH
MODEL NO.: SB31AMR/TA31A16
ASSOC COMP: STEAM FLOODING DAMPER
ASSOC M/N: N/A
ASSOC. DWG: LOC: M-1085
P&ID: M-76
ASSOC COMP: N/A
ASSOC M/N: N/A

MANUFACTU: AUTOMATIC SWITCH COMPANY
SERIAL NO:
ASSOC MANF: AMERICAN WARMING & VENTILATION
ASSOC S/N: N/A
ASSOC MANF: N/A
ASSOC S/N: N/A

SERVICE: STEAM FLOODING DAMPER BPD-203-25A FOR THE NON-REGENERATIVE HEAT EXCHANGER ROOM.
P.O. NO: M-113

FUNCTION: SENSES DIFFERENTIAL PRESSURE AND PROVIDES SIGNAL TO ASSOCIATED SOLENOID RELEASE (WHICH CLOSES THE DAMPER). REQUIRED FOR HELB ONLY.
SUBMERGENCE: N/A
CHEMICAL SPRAY: N/A

PARAMETER	ENVIRONMENT		DOCUMENTATION REFERENCE		QUALIFICATION	OUTSTANDING ITEMS	INTERFACES: LUGS: EQRR 171 CABLE: EQRR 22
	SPECIFICATION	QUALIFICATION	SPECIFICATION	QUALIFICATION	METHOD		
OPERATING TIME	1 MIN.	1 HR.	534	177	TEST		
TEMPERATURE (F)	217 (D)	326	85	177	TEST		MAINTENANCE REQUIREMENTS:
PRESSURE (PSIA)	17.4 (G)	24.9	85	176	ANAL.		
RELATIVE HUMIDITY (%)	100 (D)	100	85	176	ANAL.		
RADIATION	4.02 E5	1.75 E7	85	177	ANAL.		REMARKS: SPECIFIED RADIATION IS FOR HELB.
AGING	40 YRS.	5 YRS.	N/A	177	ANAL.		

DEFICIENCY RESOLUTION:

FACILITY: LGS UNIT: 1 DOCKET: 50-352 EQRR: 142
PREPARED BY: FMV DATE: 03/08/84 REVISION DATE: 03/01/84
REVIEWED BY: WJB DATE: 03/08/84

SYSTEM: ECCS PUMP ROOM HVAC
ACCY: SPEC: 10% ADJ. RANGE
DEMON: -2.2% ADJ. RANGE
REF: 177
LOCATION: ROOM 504

PLANT ID: PDSH-76-188B
RACK/PANEL: N/A

COMPONENT: PRESSURE DIFFERENTIAL SWITCH
ASSOC COMP: STEAM FLOODING DAMPER
ASSOC COMP: N/A
MODEL NO.: SB31AMR/TA31A16
ASSOC M/N: N/A
ASSOC M/N: N/A
ASSOC. DMG: LOC: M-1085
P&ID: M-76

MANUFACTU: AUTOMATIC SWITCH COMPANY
ASSOC MANF: AMERICAN WARMING & VENTILATION
ASSOC MANF: N/A
SERIAL NO:
ASSOC S/N: N/A
ASSOC S/N: N/A

SERVICE: STEAM FLOODING DAMPER BPD-203-25B FOR THE NON-REGENERATIVE HEAT EXCHANGER ROOM.
P.O. NO: M-113

FUNCTION: SENSES DIFFERENTIAL PRESSURE AND PROVIDES SIGNAL TO ASSOCIATED SOLENOID RELEASE (WHICH CLOSES THE DAMPER). REQUIRED FOR HELB ONLY.
SUBMERGENCE: N/A
CHEMICAL SPRAY: N/A

PARAMETER	ENVIRONMENT		DOCUMENTATION REFERENCE		QUALIFICATION	OUTSTANDING ITEMS	INTERFACES: LUGS: EQRR 171 CABLE: EQRR 22
	SPECIFICATION	QUALIFICATION	SPECIFICATION	QUALIFICATION	METHOD		
OPERATING TIME	1 MIN.	1 HR.	534	177	TEST		
TEMPERATURE (F)	217 (D)	326	85	177	TEST		MAINTENANCE REQUIREMENTS:
PRESSURE (PSIA)	17.4 (G)	24.9	85	176	ANAL.		
RELATIVE HUMIDITY (%)	100 (D)	100	85	176	ANAL.		
RADIATION	4.02 E5	1.75 E7	85	177	ANAL.		REMARKS: SPECIFIED RADIATION IS FOR HELB.
AGING	40 YRS.	5 YRS.	N/A	177	ANAL.		

DEFICIENCY RESOLUTION:

FACILITY: LGS UNIT: 1 DOCKET: 50-352 EQRR: 142
PREPARED BY: FMV DATE: 03/08/84 REVISION DATE: 03/01/84
REVIEWED BY: MJB DATE: 03/08/84

SYSTEM: ECCS PUMP ROOM HVAC
ACCY: SPEC: 10% ADJ. RANGE
DEMON: -2.2% ADJ. RANGE
REF: 177
LOCATION: ROOM 509

PLANT ID: PDSH-76-190A
RACK/PANEL: N/A

COMPONENT: PRESSURE DIFFERENTIAL SWITCH
ASSOC COMP: STEAM FLOODING DAMPER
ASSOC COMP: N/A
MODEL NO.: SB31AMR/TA31A16
ASSOC M/N: N/A
ASSOC M/N: N/A
ASSOC. DMG: LOC: M-1069
P&ID: M-76

MANUFACTU: AUTOMATIC SWITCH COMPANY
ASSOC MANF: AMERICAN WARMING & VENTILATION
ASSOC MANF: N/A
SERIAL NO:
ASSOC S/N: N/A
ASSOC S/N: N/A

SERVICE: STEAM FLOODING DAMPER BPD-203-27A FOR THE CLEAN UP RECIRCULATION PUMP AREA.
P.O. NO: M-113

FUNCTION: SENSES DIFFERENTIAL PRESSURE AND PROVIDES SIGNAL TO ASSOCIATED SOLENOID RELEASE (WHICH CLOSES THE DAMPER). REQUIRED FOR HELB ONLY.
SUBMERGENCE: N/A
CHEMICAL SPRAY: N/A

PARAMETER	ENVIRONMENT		DOCUMENTATION REFERENCE		QUALIFICATION	OUTSTANDING ITEMS	INTERFACES: LUGS: EQRR 171 CABLE: EQRR 22
	SPECIFICATION	QUALIFICATION	SPECIFICATION	QUALIFICATION	METHOD		
OPERATING TIME	1 MIN.	1 HR.	534	177	TEST		
TEMPERATURE (F)	217 (E)	326	85	177	TEST		MAINTENANCE REQUIREMENTS:
PRESSURE (PSIA)	17.4 (S)	24.9	65	176	ANAL.		
RELATIVE HUMIDITY (%)	100 (E)	100	85	176	ANAL.		
RADIATION	1.16 E6	1.75 E7	NR	177	ANAL.		REMARKS: SPECIFIED RADIATION IS FOR HELB.
AGING	40 YRS.	45 YRS.	N/A	177	ANAL.		

DEFICIENCY RESOLUTION:

FACILITY: LGS UNIT: 1 DOCKET: 50-352 EQRR: 142

PREPARED BY: FMV DATE: 03/08/84 REVISION DATE: 03/01/84

REVIEWED BY: MJB DATE: 03/08/84

SYSTEM: ECCS PUMP ROOM HVAC

ACCY: SPEC: 10% ADJ. RANGE
DEMON: -2.2% ADJ. RANGE
REF: 177

LOCATION: ROOM 509

PLANT ID: PDSH-76-190B

RACK/PANEL: N/A

COMPONENT: PRESSURE DIFFERENTIAL SWITCH
ASSOC COMP: STEAM FLOODING DAMPER
ASSOC COMP: N/A

MODEL NO.: SB31AMR/TA31A16
ASSOC M/N: N/A
ASSOC M/N: N/A

ASSOC. DWG: LOC: M-1069
P&ID: M-76

MANUFACTU: AUTOMATIC SWITCH COMPANY
ASSOC MANF: AMERICAN HARMING & VENTILATION
ASSOC MANF: N/A

SERIAL NO:
ASSOC S/N: N/A
ASSOC S/N: N/A

SERVICE: STEAM FLOODING DAMPER BPD-203-27B FOR THE CLEAN UP RECIRCULATION PUMP AREA.

P.O. NO: M-113

FUNCTION: SENSES DIFFERENTIAL PRESSURE AND PROVIDES SIGNAL TO ASSOCIATED SOLENOID RELEASE (WHICH CLOSES THE DAMPER). REQUIRED FOR HELB ONLY.

SUBMERGENCE: N/A

CHEMICAL SPRAY: N/A

PARAMETER	ENVIRONMENT		DOCUMENTATION REFERENCE		QUALIFICATION	OUTSTANDING ITEMS	INTERFACES:
	SPECIFICATION	QUALIFICATION	SPECIFICATION	QUALIFICATION	METHOD		LUGS: EQRR 171 CABLE: EQRR 22
OPERATING TIME	1 MIN.	1 HR.	534	177	TEST		
TEMPERATURE (F)	217 (E)	326	85	177	TEST		MAINTENANCE REQUIREMENTS:
PRESSURE (PSIA)	17.4 (G)	24.9	85	176	ANAL.		
RELATIVE HUMIDITY (%)	100 (E)	100	85	176	ANAL.		
RADIATION	1.16 E6	1.75 E7	85	177	ANAL.		REMARKS: SPECIFIED RADIATION IS FOR HELB.
AGING	40 YRS.	5 YRS.	N/A	177	ANAL.		

DEFICIENCY RESOLUTION:

FACILITY: LGS UNIT: 1 DOCKET: 50-352 EQRR: 142
PREPARED BY: FMV DATE: 03/08/84 REVISION DATE: 03/01/84
REVIEWED BY: WJB DATE: 03/08/84

SYSTEM: ECCS PUMP ROOM HVAC
PLANT ID: PDSH-76-191A
COMPONENT: PRESSURE DIFFERENTIAL SWITCH
ASSOC COMP: STEAM FLOODING DAMPER
ASSOC COMP: N/A
MANUFACTU: AUTOMATIC SWITCH COMPANY
ASSOC MANF: AMERICAN WARMING & VENTILATION
ASSOC MANF: N/A

ACCY: SPEC: 10% ADJ. RANGE
DEMON: -2.2% ADJ. RANGE
REF: 177
MODEL NO.: SB31AMR/TA31A16
ASSOC M/N: N/A
ASSOC M/N: N/A
SERIAL NO:
ASSOC S/N: N/A
ASSOC S/N: N/A

LOCATION: ROOM 508
RACK/PANEL: N/A
ASSOC. DWG: LOC: M-1069
P&ID: M-76

SERVICE: STEAM FLOODING DAMPER BPD-203-28A FOR THE CLEAN UP RECIRCULATION PUMP AREA.

P.O. NO: M-113

FUNCTION: SENSES DIFFERENTIAL PRESSURE AND PROVIDES SIGNAL TO ASSOCIATED SOLENOID RELEASE (WHICH CLOSES THE DAMPER). REQUIRED FOR HELB ONLY.

SUBMERGENCE: N/A

CHEMICAL SPRAY: N/A

PARAMETER	ENVIRONMENT		DOCUMENTATION REFERENCE		QUALIFICATION	OUTSTANDING ITEMS	INTERFACES: LUGS: EQRR 171 CABLE: EQRR 22
	SPECIFICATION	QUALIFICATION	SPECIFICATION	QUALIFICATION	METHOD		
OPERATING TIME	1 MIN.	1 HR.	534	177	TEST		
TEMPERATURE (F)	217 (E)	326	85	177	TEST		MAINTENANCE REQUIREMENTS:
PRESSURE (PSIA)	17.4 (G)	24.9	85	176	ANAL.		
RELATIVE HUMIDITY (%)	100 (E)	100	85	176	ANAL.		
RADIATION	1.16 E6	1.75 E7	85	177	ANAL.		REMARKS: SPECIFIED RADIATION IS FOR HELB.
AGING	40 YRS.	5 YRS.	N/A	177	ANAL.		

DEFICIENCY RESOLUTION:

FACILITY: LGS UNIT: 1 DOCKET: 50-352 EQRR: 142
PREPARED BY: FMV DATE: 03/08/84 REVISION DATE: 03/01/84
REVIEWED BY: WJB DATE: 03/08/84

SYSTEM: ECCS PUMP ROOM HVAC
ACCY: SPEC: 10% ADJ. RANGE
DEMON: -2.2% ADJ. RANGE
REF: 177
LOCATION: ROOM 508

PLANT ID: PDSH-76-191B
RACK/PANEL: N/A

COMPONENT: PRESSURE DIFFERENTIAL SWITCH
MODEL NO.: SB31AMR/TA31A16
ASSOC COMP: STEAM FLOODING DAMPER
ASSOC M/N: N/A
ASSOC. DWG: LOC: M-1069
P&ID: M-76
ASSOC COMP: N/A
ASSOC M/N: N/A

MANUFACTU: AUTOMATIC SWITCH COMPANY
SERIAL NO:
ASSOC MANF: AMERICAN WARMING & VENTILATION
ASSOC S/N: N/A
ASSOC MANF: N/A
ASSOC S/N: N/A

SERVICE: STEAM FLOODING DAMPER BPD-203-28B FOR THE CLEAN UP RECIRCULATION PUMP AREA.
P.O. NO: M-113

FUNCTION: SENSES DIFFERENTIAL PRESSURE AND PROVIDES SIGNAL TO ASSOCIATED SOLENOID RELEASE (WHICH CLOSES THE DAMPER). REQUIRED FOR HELB ONLY.
SUBMERGENCE: N/A
CHEMICAL SPRAY: N/A

PARAMETER	ENVIRONMENT		DOCUMENTATION REFERENCE		QUALIFICATION	OUTSTANDING ITEMS	INTERFACES:
	SPECIFICATION	QUALIFICATION	SPECIFICATION	QUALIFICATION	METHOD		LUGS: EQRR 171 CABLE: EQRR 22
OPERATING TIME	1 MIN.	1 HR.	534	177	TEST		
TEMPERATURE (F)	217 (E)	326	85	177	TEST		MAINTENANCE REQUIREMENTS:
PRESSURE (PSIA)	17.4 (G)	24.9	85	176	ANAL.		
RELATIVE HUMIDITY (%)	100 (E)	100	85	176	ANAL.		
RADIATION	1.16 E6	1.75 E7	85	177	ANAL.		REMARKS: SPECIFIED RADIATION IS FOR HELB.
AGING	40 YRS.	5 YRS.	N/A	177	ANAL.		

DEFICIENCY RESOLUTION:

FACILITY: LGS UNIT: 1 DOCKET: 50-352 EQRR: 142
PREPARED BY: FMV DATE: 03/08/84 REVISION DATE: 03/01/84
REVIEWED BY: WJB DATE: 03/08/84

SYSTEM: ECCS PUMP ROOM HVAC
ACCY: SPEC: 10% ADJ. RANGE
DEMON: -2.2% ADJ. RANGE
REF: 177
LOCATION: ROOM 503

PLANT ID: PDSH-76-192A
RACK/PANEL: N/A

COMPONENT: PRESSURE DIFFERENTIAL SWITCH
MODEL NO.: SB31AMR/TA31A16
ASSOC COMP: STEAM FLOODING DAMPER
ASSOC M/N: N/A
ASSOC. DWG: LOC: M-1069
ASSOC COMP: N/A
ASSOC M/N: N/A
P&ID: M-76

MANUFACTU: AUTOMATIC SWITCH COMPANY
SERIAL NO:
ASSOC MANF: AMERICAN WARMING & VENTILATION
ASSOC S/N: N/A
ASSOC MANF: N/A
ASSOC S/N: N/A

SERVICE: STEAM FLOODING DAMPER BPD-203-29A FOR THE REGENERATIVE HEAT EXCHANGER AREA.
P.O. NO: M-113

FUNCTION: SENSES DIFFERENTIAL PRESSURE AND PROVIDES SIGNAL TO ASSOCIATED SOLENOID RELEASE (WHICH CLOSES THE DAMPER). REQUIRED FOR HELB ONLY.
SUBMERGENCE: N/A
CHEMICAL SPRAY: N/A

PARAMETER	ENVIRONMENT		DOCUMENTATION REFERENCE		QUALIFICATION	OUTSTANDING ITEMS	INTERFACES: LUGS: EQRR 171 CABLE: EQRR 22
	SPECIFICATION	QUALIFICATION	SPECIFICATION	QUALIFICATION	METHOD		
OPERATING TIME	1 MIN.	1 HR.	534	177	TEST		
TEMPERATURE (F)	214 (F)	326	85	177	TEST		MAINTENANCE REQUIREMENTS:
PRESSURE (PSIA)	17.3 (G)	24.9	85	176	ANAL.		
RELATIVE HUMIDITY (%)	100 (F)	100	85	176	ANAL.		
RADIATION	1.18 E6	1.75 E7	85	177	ANAL.		REMARKS: SPECIFIED RADIATION IS FOR HELB.
AGING	40 YRS.	5 YRS.	N/A	177	ANAL.		

DEFICIENCY RESOLUTION:

PREPARED BY: FMV DATE: 03/08/84 REVISION DATE: 03/01/84

FACILITY: LGS UNIT: 1 DOCKET: 50-352 EQRR: 142

REVIEWED BY: WJB DATE: 03/08/84

SYSTEM: ECCS PUMP ROOM HVAC

PLANT ID: PDSH-76-192B

COMPONENT: PRESSURE DIFFERENTIAL SWITCH
ASSOC COMP: STEAM FLOODING DAMPER
ASSOC COMP: N/A

MANUFACTU: AUTOMATIC SWITCH COMPANY
ASSOC MANF: AMERICAN WARMING & VENTILATION
ASSOC MANF: N/A

SERVICE: STEAM FLOODING DAMPER BPD-203-29B FOR THE REGENERATIVE HEAT EXCHANGER AREA.

FUNCTION: SENSES DIFFERENTIAL PRESSURE AND PROVIDES SIGNAL TO ASSOCIATED SOLENOID RELEASE (WHICH CLOSES THE DAMPER). REQUIRED FOR HELB ONLY.

ACCY: SPEC: 10% ADJ. RANGE
DEMON: -2.2% ADJ. RANGE
REF: 177

MODEL NO.: SB31AMR/TA31A16
ASSOC M/N: N/A
ASSOC M/N: N/A

SERIAL NO:
ASSOC S/N: N/A
ASSOC S/N: N/A

LOCATION: ROOM 503

RACK/PANEL: N/A

ASSOC. DWG: LOC: M-1069
P&ID: M-76

P.O. NO: M-113

SUBMERGENCE: N/A

CHEMICAL SPRAY: N/A

PARAMETER	ENVIRONMENT		DOCUMENTATION REFERENCE		QUALIFICATION	OUTSTANDING ITEMS	INTERFACES:
	SPECIFICATION	QUALIFICATION	SPECIFICATION	QUALIFICATION	METHOD		LUGS: EQRR 171 CABLE: EQRR 22
OPERATING TIME	1 MIN.	1 HR.	534	177	TEST		
TEMPERATURE (F)	214 (F)	326	85	177	TEST		MAINTENANCE REQUIREMENTS:
PRESSURE (PSIA)	17.3 (G)	24.9	85	176	ANAL.		
RELATIVE HUMIDITY (%)	100 (F)	100	85	176	ANAL.		
RADIATION	1.18 E6	1.75 E7	85	177	ANAL.		REMARKS: SPECIFIED RADIATION IS FOR HELB.
AGING	40 YRS.	5 YRS.	N/A	177	ANAL.		

DEFICIENCY RESOLUTION:

FACILITY: LGS UNIT: 1 DOCKET: 50-352 EQRR: 142
PREPARED BY: FMV DATE: 03/08/84 REVISION DATE: 03/01/84
REVIEWED BY: WJB DATE: 03/08/84

SYSTEM: ECCS PUMP ROOM HVAC
ACCY: SPEC: 10% ADJ. RANGE
DEMON: -2.2% ADJ. RANGE
REF: 177
LOCATION: ROOM 505

PLANT ID: PDSH-76-194A
RACK/PANEL: N/A

COMPONENT: PRESSURE DIFFERENTIAL SWITCH
ASSOC COMP: STEAM FLOODING DAMPER
ASSOC COMP: N/A
MODEL NO.: SB31AMR/TA31A16
ASSOC M/N: N/A
ASSOC M/N: N/A
ASSOC. DWG: LOC: M-1085
P&ID: M-76

MANUFACTU: AUTOMATIC SWITCH COMPANY
ASSOC MANF: AMERICAN WARMING & VENTILATION
ASSOC MANF: N/A
SERIAL NO:
ASSOC S/N: N/A
ASSOC S/N: N/A

SERVICE: STEAM FLOODING DAMPER BPD-203-31A FOR THE NON-REGENERATIVE HEAT EXCHANGER ROOM.
P.O. NO: M-113

FUNCTION: SENSES DIFFERENTIAL PRESSURE AND PROVIDES SIGNAL TO ASSOCIATED SOLENOID RELEASE (WHICH CLOSES THE DAMPER). REQUIRED FOR HELB ONLY.
SUBMERGENCE: N/A
CHEMICAL SPRAY: N/A

PARAMETER	ENVIRONMENT		DOCUMENTATION REFERENCE		QUALIFICATION	OUTSTANDING ITEMS	INTERFACES: LUGS: EQRR 171 CABLE: EQRR 22
	SPECIFICATION	QUALIFICATION	SPECIFICATION	QUALIFICATION	METHOD		
OPERATING TIME	1 MIN.	1 HR.	534	177	TEST		
TEMPERATURE (F)	217 (D)	326	85	177	TEST		MAINTENANCE REQUIREMENTS:
PRESSURE (PSIA)	17.4 (G)	24.9	85	176	ANAL.		
RELATIVE HUMIDITY (%)	100 (D)	100	85	176	ANAL.		
RADIATION	4.02 E5	1.75 E7	85	177	ANAL.		REMARKS: SPECIFIED RADIATION IS FOR HELB.
AGING	40 YRS.	5 YRS.	N/A	177	ANAL.		

DEFICIENCY RESOLUTION:

FACILITY: LGS UNIT: 1 DOCKET: 50-352 EQRR: 142
PREPARED BY: FMV DATE: 03/08/84 REVISION DATE: 03/01/84
REVIEWED BY: WJB DATE: 03/08/84

SYSTEM: ECCS PUMP ROOM HVAC
ACCY: SPEC: 10% ADJ. RANGE
DEMON: -2.2% ADJ. RANGE
REF: 177
LOCATION: ROOM 505

PLANT ID: PDSH-76-194B
RACK/PANEL: N/A

COMPONENT: PRESSURE DIFFERENTIAL SWITCH
ASSOC COMP: STEAM FLOODING DAMPER
ASSOC COMP: N/A
MODEL NO.: SB31AMR/TA31A16
ASSOC M/N: N/A
ASSOC M/N: N/A
ASSOC. DWG: LOC: M-1085
P&ID: M-76

MANUFACTU: AUTOMATIC SWITCH COMPANY
ASSOC MANF: AMERICAN WARMING & VENTILATION
ASSOC MANF: N/A
SERIAL NO:
ASSOC S/N: N/A
ASSOC S/N: N/A

SERVICE: STEAM FLOODING DAMPER BPD-203-31B FOR THE NON-REGENERATIVE HEAT EXCHANGER ROOM.
P.O. NO: M-113

FUNCTION: SENSES DIFFERENTIAL PRESSURE AND PROVIDES SIGNAL TO ASSOCIATED SOLENOID RELEASE (WHICH CLOSES THE DAMPER). REQUIRED FOR HELB ONLY.
SUBMERGENCE: N/A
CHEMICAL SPRAY: N/A

PARAMETER	ENVIRONMENT		DOCUMENTATION REFERENCE		QUALIFICATION	OUTSTANDING ITEMS	INTERFACES: LUGS: EQRR 171 CABLE: EQRR 22
	SPECIFICATION	QUALIFICATION	SPECIFICATION	QUALIFICATION	METHOD		
OPERATING TIME	1 MIN.	1 HR.	534	177	TEST		
TEMPERATURE (F)	217 (D)	326	85	177	TEST		MAINTENANCE REQUIREMENTS:
PRESSURE (PSIA)	17.4 (G)	24.9	85	176	ANAL.		
RELATIVE HUMIDITY (%)	100 (D)	100	85	176	ANAL.		
RADIATION	4.02 E5	1.75 E7	85	177	ANAL.		REMARKS: SPECIFIED RADIATION IS FOR HELB.
AGING	40 YRS.	5 YRS.	N/A	177	ANAL.		

DEFICIENCY RESOLUTION:

FACILITY: LGS UNIT: 1 DOCKET: 50-352 EQRR: 142
PREPARED BY: FMV DATE: 03/08/84 REVISION DATE: 03/01/84
REVIEWED BY: WJB DATE: 03/08/84

SYSTEM: ECCS PUMP ROOM HVAC
ACCY: SPEC: 10% ADJ. RANGE
DEMON: -2.2% ADJ. RANGE
REF: 177
LOCATION: ROOM 309

PLANT ID: PDSH-76-195A
RACK/PANEL: N/A

COMPONENT: PRESSURE DIFFERENTIAL SWITCH
MODEL NO.: SB31AMR/TA31A16
ASSOC COMP: STEAM FLOODING DAMPER
ASSOC M/N: N/A
ASSOC. DWG: LOC: M-1091
ASSOC COMP: N/A
ASSOC M/N: N/A
P&ID: M-76

MANUFACTU: AUTOMATIC SWITCH COMPANY
SERIAL NO:
ASSOC MANF: AMERICAN WARMING & VENTILATION
ASSOC S/N: N/A
ASSOC MANF: N/A
ASSOC S/N: N/A

SERVICE: STEAM FLOODING DAMPER BPD-203-37A FOR THE PIPE PENETRATION AREA, ELEVATION 217.
P.O. NO: M-113

FUNCTION: SENSES DIFFERENTIAL PRESSURE AND PROVIDES SIGNAL TO ASSOCIATED SOLENOID RELEASE (WHICH CLOSES THE DAMPER). REQUIRED FOR HELB ONLY.
SUBMERGENCE: N/A
CHEMICAL SPRAY: N/A

PARAMETER	ENVIRONMENT		DOCUMENTATION REFERENCE		QUALIFICATION	OUTSTANDING ITEMS	INTERFACES: LUGS: EQRR 171 CABLE: EQRR 22
	SPECIFICATION	QUALIFICATION	SPECIFICATION	QUALIFICATION	METHOD		
OPERATING TIME	1 MIN.	1 HR.	534	177	TEST		
TEMPERATURE (F)	235 (C)	326	700	177	TEST		MAINTENANCE REQUIREMENTS:
PRESSURE (PSIA)	16.1 (C)	24.9	85	176	ANAL.		
RELATIVE HUMIDITY (%)	100 (C)	100	85	176	ANAL.		
RADIATION	8.74 E5	1.75 E7	85	177	ANAL.		REMARKS: SPECIFIED RADIATION IS FOR HELB.
AGING	40 YRS.	5 YRS.	N/A	177	ANAL.		

DEFICIENCY RESOLUTION:

FACILITY: LGS UNIT: 1 DOCKET: 50-352 EQRR: 142

PREPARED BY: FMV DATE: 03/08/84 REVISION DATE: 03/01/84

REVIEWED BY: WJB DATE: 03/08/84

SYSTEM: ECCS PUMP ROOM HVAC

ACCY: SPEC: 10% ADJ. RANGE
DEMON: -2.2% ADJ. RANGE
REF: 177

LOCATION: ROOM 309

PLANT ID: PDSH-76-195B

RACK/PANEL: N/A

COMPONENT: PRESSURE DIFFERENTIAL SWITCH
ASSOC COMP: STEAM FLOODING DAMPER
ASSOC COMP: N/A

MODEL NO.: SB31AMR/TA31A16
ASSOC M/N: N/A
ASSOC M/N: N/A

ASSOC. DWG: LOC: M-1091
P&ID: M-76

MANUFACTU: AUTOMATIC SWITCH COMPANY
ASSOC MANF: AMERICAN WARMING & VENTILATION
ASSOC MANF: N/A

SERIAL NO:
ASSOC S/N: N/A
ASSOC S/N: N/A

SERVICE: STEAM FLOODING DAMPER BPD-203-37B FOR THE PIPE PENETRATION AREA, ELEVATION 217.

P.O. NO: M-113

FUNCTION: SENSES DIFFERENTIAL PRESSURE AND PROVIDES SIGNAL TO ASSOCIATED SOLENOID RELEASE (WHICH CLOSES THE DAMPER). REQUIRED FOR HELB ONLY.

SUBMERGENCE: N/A

CHEMICAL SPRAY: N/A

PARAMETER	ENVIRONMENT		DOCUMENTATION REFERENCE		QUALIFICATION	OUTSTANDING ITEMS	INTERFACES:
	SPECIFICATION	QUALIFICATION	SPECIFICATION	QUALIFICATION	METHOD		LUGS: EQRR 171 CABLE: EQRR 22
OPERATING TIME	1 MIN.	1 HR.	534	177	TEST		
TEMPERATURE (F)	235 (C)	326	700	177	TEST		MAINTENANCE REQUIREMENTS:
PRESSURE (PSIA)	16.1 (C)	24.9	85	176	ANAL.		
RELATIVE HUMIDITY (%)	100 (C)	100	85	176	ANAL.		
RADIATION	8.74 E5	1.75 E7	85	177	ANAL.		REMARKS: SPECIFIED RADIATION IS FOR HELB.
AGING	40 YRS.	5 YRS.	N/A	177	ANAL.		

DEFICIENCY RESOLUTION:

FACILITY: LGS UNIT: 1 DOCKET: 50-352 EQRR: 142 PREPARED BY: FMV DATE: 03/08/84 REVISION DATE: 03/01/84

REVIEWED BY: WJB DATE: 03/08/84

SYSTEM: ECCS PUMP ROOM HVAC

PLANT ID: PDSH-76-196A

ACCY: SPEC: 10% ADJ. RANGE
DEMON: -2.2% ADJ. RANGE
REF: 177

LOCATION: ROOM 304

RACK/PANEL: N/A

COMPONENT: PRESSURE DIFFERENTIAL SWITCH
ASSOC COMP: STEAM FLOODING DAMPER
ASSOC COMP: N/A

MODEL NO.: SB31AMR/TA31A16
ASSOC M/N: N/A
ASSOC M/N: N/A

ASSOC. DWG: LOC: M-1091
P&ID: M-76

MANUFACTU: AUTOMATIC SWITCH COMPANY
ASSOC MANF: AMERICAN WARMING & VENTILATION
ASSOC MANF: N/A

SERIAL NO:
ASSOC S/N: N/A
ASSOC S/N: N/A

SERVICE: STEAM FLOODING DAMPER BPD-203-38A FOR THE PIPE PENETRATION AREA, ELEVATION 217.

P.O. NO: M-113

FUNCTION: SENSES DIFFERENTIAL PRESSURE AND PROVIDES SIGNAL TO ASSOCIATED SOLENOID RELEASE (WHICH CLOSES THE DAMPER). REQUIRED FOR HELB ONLY.

SUBMERGENCE: N/A

CHEMICAL SPRAY: N/A

PARAMETER	ENVIRONMENT		DOCUMENTATION REFERENCE		QUALIFICATION	OUTSTANDING ITEMS	INTERFACES:
	SPECIFICATION	QUALIFICATION	SPECIFICATION	QUALIFICATION	METHOD		LUGS: EQRR 171 CABLE: EQRR 22
OPERATING TIME	1 MIN.	1 HR.	534	177	TEST		
TEMPERATURE (F)	115	326	85	177	TEST		MAINTENANCE REQUIREMENTS:
PRESSURE (PSIA)	14.7	24.9	85	176	ANAL.		
RELATIVE HUMIDITY (%)	90	100	85	176	ANAL.		
RADIATION	2.58 E4	1.75 E7	85	177	ANAL.		REMARKS: SPECIFIED RADIATION IS FOR HELB.
AGING	40 YRS.	5 YRS.	N/A	177	ANAL.		

DEFICIENCY RESOLUTION:

FACILITY: LGS UNIT: 1 DOCKET: 50-352 EQRR: 142
PREPARED BY: FMV DATE: 03/08/84 REVISION DATE: 03/01/84
REVIEWED BY: WJB DATE: 03/08/84

SYSTEM: ECCS PUMP ROOM HVAC
ACCY: SPEC: 10% ADJ. RANGE
DEMON: -2.2% ADJ. RANGE
REF: 177
LOCATION: ROOM 304

PLANT ID: PDSH-76-196B
RACK/PANEL: N/A

COMPONENT: PRESSURE DIFFERENTIAL SWITCH
ASSOC COMP: STEAM FLOODING DAMPER
ASSOC COMP: N/A
MODEL NO.: SB31AMR/TA31A16
ASSOC M/N: N/A
ASSOC M/N: N/A
ASSOC. DWG: LOC: M-1091
P&ID: M-76

MANUFACTU: AUTOMATIC SWITCH COMPANY
ASSOC MANF: AMERICAN MARMING & VENTILATION
ASSOC MANF: N/A
SERIAL NO:
ASSOC S/N: N/A
ASSOC S/N: N/A

SERVICE: STEAM FLOODING DAMPER BPD-203-38B FOR THE PIPE PENETRATION AREA, ELEVATION 217.
P.O. NO: M-113

FUNCTION: SENSES DIFFERENTIAL PRESSURE AND PROVIDES SIGNAL TO ASSOCIATED SOLENOID RELEASE (WHICH CLOSES THE DAMPER). REQUIRED FOR HELB ONLY.
SUBMERGENCE: N/A
CHEMICAL SPRAY: N/A

PARAMETER	ENVIRONMENT		DOCUMENTATION REFERENCE		QUALIFICATION	OUTSTANDING ITEMS	INTERFACES: LUGS: EQRR 171 CABLE: EQRR 22
	SPECIFICATION	QUALIFICATION	SPECIFICATION	QUALIFICATION	METHOD		
OPERATING TIME	1 MIN.	1 HR.	534	177	TEST		
TEMPERATURE (F)	115	326	85	177	TEST		MAINTENANCE REQUIREMENTS:
PRESSURE (PSIA)	14.7	24.9	85	176	ANAL.		
RELATIVE HUMIDITY (%)	90	100	85	176	ANAL.		
RADIATION	2.58 E4	1.75 E7	85	177	ANAL.		REMARKS: SPECIFIED RADIATION IS FOR HELB.
AGING	40 YRS.	5 YRS.	N/A	177	ANAL.		

DEFICIENCY RESOLUTION:

FACILITY: LGS UNIT: 1 DOCKET: 50-352 EQRR: 142

PREPARED BY: FMV DATE: 03/08/84 REVISION DATE: 03/01/84

REVIEWED BY: WJB DATE: 03/08/84

SYSTEM: ECCS PUMP ROOM HVAC

PLANT ID: PDSH-76-197A

COMPONENT: PRESSURE DIFFERENTIAL SWITCH
ASSOC COMP: STEAM FLOODING DAMPER
ASSOC COMP: N/A

MANUFACTU: AUTOMATIC SWITCH COMPANY
ASSOC MANF: AMERICAN WARMING & VENTILATION
ASSOC MANF: N/A

SERVICE: STEAM FLOODING DAMPER BPD-203-39A FOR THE PIPE PENETRATION AREA, ELEVATION 217.

FUNCTION: SENSES DIFFERENTIAL PRESSURE AND PROVIDES SIGNAL TO ASSOCIATED SOLENOID RELEASE (WHICH CLOSES THE DAMPER). REQUIRED FOR HELB ONLY.

ACCY: SPEC: 10% ADJ. RANGE
DEMON: -2.2% ADJ. RANGE
REF: 177

MODEL NO.: SB31AMR/TA31A16
ASSOC M/N: N/A
ASSOC M/N: N/A

SERIAL NO:
ASSOC S/N: N/A
ASSOC S/N: N/A

LOCATION: ROOM 304

RACK/PANEL: N/A

ASSOC. DWG: LOC: M-1091
P&ID: M-76

P.O. NO: M-113

SUBMERGENCE: N/A

CHEMICAL SPRAY: N/A

PARAMETER	ENVIRONMENT		DOCUMENTATION REFERENCE		QUALIFICATION	OUTSTANDING ITEMS	INTERFACES: LUGS: EQRR 171 CABLE: EQRR 22
	SPECIFICATION	QUALIFICATION	SPECIFICATION	QUALIFICATION	METHOD		
OPERATING TIME	1 MIN.	1 HR.	534	177	TEST		
TEMPERATURE (F)	115	326	85	177	TEST		MAINTENANCE REQUIREMENTS:
PRESSURE (PSIA)	14.7	24.9	85	176	ANAL.		
RELATIVE HUMIDITY (%)	90	100	85	176	ANAL.		
RADIATION	2.58 E4	1.75 E7	85	177	ANAL.		REMARKS: SPECIFIED RADIATION IS FOR HELB.
AGING	40 YRS.	5 YRS.	N/A	177	ANAL.		

DEFICIENCY RESOLUTION:

FACILITY: LGS UNIT: 1 DOCKET: 50-352 EQRR: 142

PREPARED BY: FMV DATE: 03/08/84 REVISION DATE: 03/01/84

REVIEWED BY: WJB DATE: 03/08/84

SYSTEM: ECCS PUMP ROOM HVAC

ACCY: SPEC: 10% ADJ. RANGE
DEMON: -2.2% ADJ. RANGE
REF: 177

LOCATION: ROOM 307

PLANT ID: PDSH-76-197B

RACK/PANEL: N/A

COMPONENT: PRESSURE DIFFERENTIAL SWITCH
ASSOC COMP: STEAM FLOODING DAMPER
ASSOC COMP: N/A

MODEL NO.: SB31AMR/TA31A16
ASSOC M/N: N/A
ASSOC M/N: N/A

ASSOC. DNG: LOC: M-1075
P&ID: M-76

MANUFACTU: AUTOMATIC SWITCH COMPANY
ASSOC MANF: AMERICAN WARMING & VENTILATION
ASSOC MANF: N/A

SERIAL NO:
ASSOC S/N: N/A
ASSOC S/N: N/A

SERVICE: STEAM FLOODING DAMPER BPD-203-39B FOR THE PIPE PENETRATION AREA, ELEVATION 217.

P.O. NO: M-113

FUNCTION: SENSES DIFFERENTIAL PRESSURE AND PROVIDES SIGNAL TO ASSOCIATED SOLENOID RELEASE (WHICH CLOSES THE DAMPER). REQUIRED FOR HELB ONLY.

SUBMERGENCE: N/A

CHEMICAL SPRAY: N/A

PARAMETER	ENVIRONMENT		DOCUMENTATION REFERENCE		QUALIFICATION	OUTSTANDING ITEMS	INTERFACES: LUGS: EQRR 171 CABLE: EQRR 22
	SPECIFICATION	QUALIFICATION	SPECIFICATION	QUALIFICATION	METHOD		
OPERATING TIME	1 MIN.	1 HR.	534	177	TEST		
TEMPERATURE (F)	235 (C)	326	700	177	TEST		MAINTENANCE REQUIREMENTS:
PRESSURE (PSIA)	16.1 (C)	24.9	85	176	ANAL.		
RELATIVE HUMIDITY (%)	100 (C)	100	85	176	ANAL.		
RADIATION	8.74 E5	1.75 E7	85	177	ANAL.		REMARKS: SPECIFIED RADIATION IS FOR HELB.
AGING	40 YRS.	5 YRS.	N/A	177	ANAL.		

DEFICIENCY RESOLUTION:

FACILITY: LGS UNIT: 1 DOCKET: 50-352 EQRR: 142
PREPARED BY: FMV DATE: 03/08/84 REVISION DATE: 03/01/84
REVIEWED BY: WJB DATE: 03/08/84

SYSTEM: ECCS PUMP ROOM HVAC
ACCY: SPEC: 10% ADJ. RANGE
DEMON: -2.2% ADJ. RANGE
REF: 177
LOCATION: ROOM 505

PLANT ID: PDSH-76-198A
RACK/PANEL: N/A

COMPONENT: PRESSURE DIFFERENTIAL SWITCH
MODEL NO.: SB31AMR/TA31A16
ASSOC COMP: STEAM FLOODING DAMPER
ASSOC M/N: N/A
ASSOC. DWG: LOC: M-1085
ASSOC COMP: N/A
ASSOC M/N: N/A
P&ID: M-76

MANUFACTU: AUTOMATIC SWITCH COMPANY
SERIAL NO:
ASSOC MANF: AMERICAN WARMING & VENTILATION
ASSOC S/N: N/A
ASSOC MANF: N/A
ASSOC S/N: N/A

SERVICE: STEAM FLOODING DAMPER BPD-203-42A FOR THE NON-REGENERATIVE HEAT EXCHANGER ROOM.
P.O. NO: M-113

FUNCTION: SENSES DIFFERENTIAL PRESSURE AND PROVIDES SIGNAL TO ASSOCIATED SOLENOID RELEASE (WHICH CLOSES THE DAMPER). REQUIRED FOR HELB ONLY.
SUBMERGENCE: N/A
CHEMICAL SPRAY: N/A

PARAMETER	ENVIRONMENT		DOCUMENTATION REFERENCE		QUALIFICATION	OUTSTANDING ITEMS	INTERFACES: LUGS: EQRR 171 CABLE: EQRR 22
	SPECIFICATION	QUALIFICATION	SPECIFICATION	QUALIFICATION	METHOD		
OPERATING TIME	1 MIN.	1 HR.	534	177	TEST		
TEMPERATURE (F)	217 (D)	326	85	177	TEST		MAINTENANCE REQUIREMENTS:
PRESSURE (PSIA)	17.4 (G)	24.9	85	176	ANAL.		
RELATIVE HUMIDITY (%)	100 (D)	100	85	176	ANAL.		
RADIATION	4.02 E5	1.75 E7	85	177	ANAL.		REMARKS: SPECIFIED RADIATION IS FOR HELB.
AGING	40 YRS.	5 YRS.	N/A	177	ANAL.		

DEFICIENCY RESOLUTION:

FACILITY: LGS UNIT: 1 DOCKET: 50-352 EQRR: 142

PREPARED BY: FMV DATE: 03/08/84 REVISION DATE: 03/01/84

REVIEWED BY: WJB DATE: 03/08/84

SYSTEM: ECCS PUMP ROOM HVAC

ACCY: SPEC: 10% ADJ. RANGE
DEMON: -2.2% ADJ. RANGE
REF: 177

LOCATION: ROOM 505

PLANT ID: PDSH-76-198B

RACK/PANEL: N/A

COMPONENT: PRESSURE DIFFERENTIAL SWITCH
ASSOC COMP: STEAM FLOODING DAMPER
ASSOC COMP: N/A

MODEL NO.: SB31AMR/TA31A16
ASSOC M/N: N/A
ASSOC M/N: N/A

ASSOC. DWG: LOC: M-1085
P&ID: M-76

MANUFACTU: AUTOMATIC SWITCH COMPANY
ASSOC MANF: AMERICAN WARMING & VENTILATION
ASSOC MANF: N/A

SERIAL NO:
ASSOC S/N: N/A
ASSOC S/N: N/A

SERVICE: STEAM FLOODING DAMPER BPD-203-42B FOR THE NON-REGENERATIVE HEAT EXCHANGER ROOM.

P.O. NO: M-113

FUNCTION: SENSES DIFFERENTIAL PRESSURE AND PROVIDES SIGNAL TO ASSOCIATED SOLENOID RELEASE (WHICH CLOSES THE DAMPER). REQUIRED FOR HELB ONLY.

SUBMERGENCE: N/A

CHEMICAL SPRAY: N/A

PARAMETER	ENVIRONMENT		DOCUMENTATION REFERENCE		QUALIFICATION	OUTSTANDING ITEMS	INTERFACES: LUGS: EQRR 171 CABLE: EQRR 22
	SPECIFICATION	QUALIFICATION	SPECIFICATION	QUALIFICATION	METHOD		
OPERATING TIME	1 MIN.	1 HR.	534	177	TEST		
TEMPERATURE (F)	217 (D)	326	85	177	TEST		MAINTENANCE REQUIREMENTS:
PRESSURE (PSIA)	17.4 (G)	24.9	85	176	ANAL.		
RELATIVE HUMIDITY (%)	100 (D)	100	85	176	ANAL.		
RADIATION	4.02 E5	1.75 E7	85	177	ANAL.		REMARKS: SPECIFIED RADIATION IS FOR HELB.
AGING	40 YRS.	5 YRS.	N/A	177	ANAL.		

DEFICIENCY RESOLUTION:

FACILITY: LGS UNIT: 1 DOCKET: 50-352 EQRR: 142
PREPARED BY: FMV DATE: 03/08/84 REVISION DATE: 03/01/84
REVIEWED BY: MJB DATE: 03/08/84

SYSTEM: ECCS PUMP ROOM HVAC
ACCY: SPEC: 10% ADJ. RANGE
DEMON: -2.2% ADJ. RANGE
REF: 177
LOCATION: ROOM 522

PLANT ID: PDSH-76-199A
RACK/PANEL: N/A

COMPONENT: PRESSURE DIFFERENTIAL SWITCH
ASSOC COMP: STEAM FLOODING DAMPER
ASSOC COMP: N/A
MODEL NO.: SB31AMR/TA31A16
ASSOC M/N: N/A
ASSOC M/N: N/A
ASSOC. DWG: LOC: M-1080
P&ID: M-76

MANUFACTU: AUTOMATIC SWITCH COMPANY
ASSOC MANF: AMERICAN MARMING & VENTILATION
ASSOC MANF: N/A
SERIAL NO:
ASSOC S/N: N/A
ASSOC S/N: N/A

SERVICE: STEAM FLOODING DAMPER BPD-203-43A FOR THE STEAM VENT TUNNEL.
P.O. NO: M-113

FUNCTION: SENSES DIFFERENTIAL PRESSURE AND PROVIDES SIGNAL TO ASSOCIATED SOLENOID RELEASE (WHICH CLOSES THE DAMPER). REQUIRED FOR HELB ONLY.
SUBMERGENCE: N/A
CHEMICAL SPRAY: N/A

PARAMETER	ENVIRONMENT		DOCUMENTATION REFERENCE		QUALIFICATION	OUTSTANDING ITEMS	INTERFACES:
	SPECIFICATION	QUALIFICATION	SPECIFICATION	QUALIFICATION	METHOD		LUGS: EQRR 171 CABLE: EQRR 22
OPERATING TIME	1 MIN.	1 HR.	534	177	TEST		
TEMPERATURE (F)	210 (F)	326	85	177	TEST		MAINTENANCE REQUIREMENTS:
PRESSURE (PSIA)	17.4 (G)	24.9	85	176	ANAL.		
RELATIVE HUMIDITY (%)	100 (G)	100	85	176	ANAL.		
RADIATION	1.28 E6	1.75 E7	85	177	ANAL.		REMARKS: SPECIFIED RADIATION IS FOR HELB.
AGING	40 YRS.	5 YRS.	N/A	177	ANAL.		

DEFICIENCY RESOLUTION:

FACILITY: LGS UNIT: 1 DOCKET: 50-352 EQRR: 142
PREPARED BY: FMV DATE: 03/08/84 REVISION DATE: 03/01/84
REVIEWED BY: WJB DATE: 03/08/84

SYSTEM: ECCS PUMP ROOM HVAC
ACCY: SPEC: 10% ADJ. RANGE
DEMON: -2.2% ADJ. RANGE
REF: 177
LOCATION: ROOM 522

PLANT ID: PDSH-76-199B
RACK/PANEL: N/A

COMPONENT: PRESSURE DIFFERENTIAL SWITCH
MODEL NO.: SB31AMR/TA31A16
ASSOC COMP: STEAM FLOODING DAMPER
ASSOC M/N: N/A
ASSOC. DWG: LOC: M-1080
ASSOC COMP: N/A
ASSOC M/N: N/A
P&ID: M-76

MANUFACTU: AUTOMATIC SWITCH COMPANY
SERIAL NO:
ASSOC MANF: AMERICAN WARMING & VENTILATION
ASSOC S/N: N/A
ASSOC MANF: N/A
ASSOC S/N: N/A

SERVICE: STEAM FLOODING DAMPER BPD-203-43B FOR THE STEAM VENT TUNNEL.
P.O. NO: M-113

FUNCTION: SENSES DIFFERENTIAL PRESSURE AND PROVIDES SIGNAL TO ASSOCIATED SOLENOID RELEASE (WHICH CLOSES THE DAMPER). REQUIRED FOR HELB ONLY.
SUBMERGENCE: N/A
CHEMICAL SPRAY: N/A

PARAMETER	ENVIRONMENT		DOCUMENTATION REFERENCE		QUALIFICATION	OUTSTANDING ITEMS	INTERFACES: LUGS: EQRR 171 CABLE: EQRR 22
	SPECIFICATION	QUALIFICATION	SPECIFICATION	QUALIFICATION	METHOD		
OPERATING TIME	1 MIN.	1 HR.	534	177	TEST		
TEMPERATURE (F)	210 (F)	326	85	177	TEST		MAINTENANCE REQUIREMENTS:
PRESSURE (PSIA)	17.4 (G)	24.9	85	176	ANAL.		
RELATIVE HUMIDITY (%)	100 (G)	100	85	176	ANAL.		
RADIATION	1.28 E6	1.75 E7	85	177	ANAL.		REMARKS: SPECIFIED RADIATION IS FOR HELB.
AGING	40 YRS.	5 YRS.	N/A	177	ANAL.		

DEFICIENCY RESOLUTION:

FACILITY: LGS UNIT: 1 DOCKET: 50-352 EQRR: 142
PREPARED BY: RDC DATE: 07/28/83 REVISION DATE: 12/28/83
REVIEWED BY: FMV DATE: 12/28/83

SYSTEM: ECCS PUMP ROOM HVAC
PLANT ID: SV-76-128A
COMPONENT: SOLENOID RELEASE
ASSOC COMP: STEAM FLOODING DAMPER
ASSOC COMP: N/A
MANUFACTU: AUTOMATIC SWITCH COMPANY
ASSOC MANF: AMERICAN WARMING & VENTILATION
ASSOC MANF: N/A

ACCY: SPEC: N/A
DEMON: N/A
REF: N/A
MODEL NO.: X8018A4
ASSOC M/N: N/A
ASSOC M/N: N/A
SERIAL NO:
ASSOC S/N: N/A
ASSOC S/N: N/A

LOCATION: ROOM 309
RACK/PANEL: N/A
ASSOC. DWG: LOC: M-1095
P&ID: M-76

SERVICE: STEAM FLOODING DAMPER BPD-201-39A FOR THE RHR PIPING AREA. NORMALLY DE-ENERGIZED OPEN.

P.O. NO: M-113

FUNCTION: ENERGIZES TO RELEASE COUNTER WEIGHTED ARM WHICH CLOSES THE DAMPER. REQUIRED FOR HELB ONLY.

SUBMERGENCE: N/A

CHEMICAL SPRAY: N/A

PARAMETER	ENVIRONMENT		DOCUMENTATION REFERENCE		QUALIFICATION	OUTSTANDING ITEMS	INTERFACES: LUGS: EQRR 171 CABLE: EQRR 22
	SPECIFICATION	QUALIFICATION	SPECIFICATION	QUALIFICATION	METHOD		
OPERATING TIME	1 HR.	30 DAYS	534	119,164	TEST		
TEMPERATURE (F)	264 (C)	450	85	119,164	TEST		MAINTENANCE REQUIREMENTS: REFERENCE 119, APPENDIX C.
PRESSURE (PSIA)	16.1 (C)	60.7	85	119,164	TEST		
RELATIVE HUMIDITY (%)	100 (C)	100	85	119,164	TEST		
RADIATION	8.74 E5	2.05 E8	85	119,164	TEST		REMARKS: SPECIFIED RADIATION IS FOR HELB.
AGING	40 YRS.	40 YRS.	N/A	119,164	TEST & ANAL.		

DEFICIENCY RESOLUTION:

FACILITY: LGS UNIT: 1 DOCKET: 50-352 EQRR: 142
PREPARED BY: RDC DATE: 07/28/83 REVISION DATE: 12/28/83
REVIEWED BY: FMV DATE: 12/28/83

SYSTEM: ECCS PUMP ROOM HVAC
ACCY: SPEC: N/A
DEMON: N/A
REF: N/A
LOCATION: ROOM 309

PLANT ID: SV-76-128B
RACK/PANEL: N/A

COMPONENT: SOLENOID RELEASE
MODEL NO.: X8018A4
ASSOC COMP: STEAM FLOODING DAMPER
ASSOC M/N: N/A
ASSOC DWG: LOC: M-1095
ASSOC COMP: N/A
ASSOC M/N: N/A
P&ID: M-76

MANUFACTU: AUTOMATIC SWITCH COMPANY
SERIAL NO:
ASSOC MANF: AMERICAN WARMING & VENTILATION
ASSOC S/N: N/A
ASSOC MANF: N/A
ASSOC S/N: N/A

SERVICE: STEAM FLOODING DAMPER BPD-201-39B FOR THE RHR PIPING AREA.
NORMALLY DE-ENERGIZED OPEN.
P.O. NO: M-113

FUNCTION: ENERGIZES TO RELEASE COUNTER WEIGHTED ARM WHICH CLOSES THE DAMPER.
REQUIRED FOR HELB ONLY.
SUBMERGENCE: N/A
CHEMICAL SPRAY: N/A

PARAMETER	ENVIRONMENT		DOCUMENTATION REFERENCE		QUALIFICATION	OUTSTANDING ITEMS	INTERFACES: LUGS: EQRR 171 CABLE: EQRR 22
	SPECIFICATION	QUALIFICATION	SPECIFICATION	QUALIFICATION	METHOD		
OPERATING TIME	1 HR.	30 DAYS	534	119,164	TEST		
TEMPERATURE (F)	264 (C)	450	85	119,164	TEST		MAINTENANCE REQUIREMENTS: REFERENCE 119, APPENDIX C.
PRESSURE (PSIA)	16.1 (C)	60.7	85	119,164	TEST		
RELATIVE HUMIDITY (%)	100 (C)	100	85	119,164	TEST		
RADIATION	8.74 E5	2.05 E8	85	119,164	TEST		REMARKS: SPECIFIED RADIATION IS FOR HELB.
AGING	40 YRS.	40 YRS.	N/A	119,164	TEST & ANAL.		

DEFICIENCY RESOLUTION:

FACILITY: LGS UNIT: 1 DOCKET: 50-352 EQRR: 142
PREPARED BY: RDC DATE: 07/28/83 REVISION DATE: 12/28/83
REVIEWED BY: FMV DATE: 12/28/83

SYSTEM: ECCS PUMP ROOM HVAC
PLANT ID: SV-76-153A
COMPONENT: SOLENOID RELEASE
ASSOC COMP: STEAM FLOODING DAMPER
ASSOC COMP: N/A
MANUFACTU: AUTOMATIC SWITCH COMPANY
ASSOC MANF: AMERICAN WARMING & VENTILATION
ASSOC MANF: N/A

ACCY: SPEC: N/A
DEMON: N/A
REF: N/A
MODEL NO.: X8018A4
ASSOC M/N: N/A
ASSOC M/N: N/A
SERIAL NO:
ASSOC S/N: N/A
ASSOC S/N: N/A

LOCATION: ROOM 304
RACK/PANEL: N/A
ASSOC. DWG: LOC: M-1095
P&ID: M-76

SERVICE: STEAM FLOODING DAMPER BPD-202-20A FOR THE RHR PIPING AREA. NORMALLY DE-ENERGIZED OPEN.

P.O. NO: M-113

FUNCTION: ENERGIZES TO RELEASE COUNTER WEIGHTED ARM WHICH CLOSES THE DAMPER. REQUIRED FOR HELB ONLY.

SUBMERGENCE: N/A

CHEMICAL SPRAY: N/A

PARAMETER	ENVIRONMENT		DOCUMENTATION REFERENCE		QUALIFICATION	OUTSTANDING ITEMS	INTERFACES: LUGS: EQRR 171 CABLE: EQRR 22
	SPECIFICATION	QUALIFICATION	SPECIFICATION	QUALIFICATION	METHOD		
OPERATING TIME	1 HR.	30 DAYS	534	119,164	TEST		
TEMPERATURE (F)	115	450	85	119,164	TEST		MAINTENANCE REQUIREMENTS: REFERENCE 119, APPENDIX C.
PRESSURE (PSIA)	14.7	60.7	85	119,164	TEST		
RELATIVE HUMIDITY (%)	90	100	85	119,164	TEST		
RADIATION	2.58 E4	2.05 E8	85	119,164	TEST		REMARKS: SPECIFIED RADIATION IS FOR HELB.
AGING	40 YRS.	40 YRS.	N/A	119,164	TEST & ANAL.		

DEFICIENCY RESOLUTION:

FACILITY: LGS UNIT: 1 DOCKET: 50-352 EQRR: 142
PREPARED BY: RDC DATE: 07/28/83 REVISION DATE: 12/28/83
REVIEWED BY: FMV DATE: 12/28/83

SYSTEM: ECCS PUMP ROOM HVAC
PLANT ID: SV-76-153B
COMPONENT: SOLENOID RELEASE
ASSOC COMP: STEAM FLOODING DAMPER
ASSOC COMP: N/A
MANUFACTU: AUTOMATIC SWITCH COMPANY
ASSOC MANF: AMERICAN WARMING & VENTILATION
ASSOC MANF: N/A

ACCY: SPEC: N/A
DEMON: N/A
REF: N/A
MODEL NO.: X8018A4
ASSOC M/N: N/A
ASSOC M/N: N/A
SERIAL NO:
ASSOC S/N: N/A
ASSOC S/N: N/A

LOCATION: ROOM 304
RACK/PANEL: N/A
ASSOC. DWG: LOC: M-1095
P&ID: M-76

SERVICE: STEAM FLOODING DAMPER BPD-202-20B FOR THE RHR PIPING AREA. NORMALLY DE-ENERGIZED OPEN.

P.O. NO: M-113

FUNCTION: ENERGIZES TO RELEASE COUNTER WEIGHTED ARM WHICH CLOSES THE DAMPER. REQUIRED FOR HELB ONLY.

SUBMERGENCE: N/A

CHEMICAL SPRAY: N/A

PARAMETER	ENVIRONMENT		DOCUMENTATION REFERENCE		QUALIFICATION	OUTSTANDING ITEMS	INTERFACES: LUGS: EQRR 171 CABLE: EQRR 22
	SPECIFICATION	QUALIFICATION	SPECIFICATION	QUALIFICATION	METHOD		
OPERATING TIME	1 HR.	30 DAYS	534	119,164	TEST		
TEMPERATURE (F)	115	450	85	119,164	TEST		MAINTENANCE REQUIREMENTS: REFERENCE 119, APPENDIX C.
PRESSURE (PSIA)	14.7	60.7	85	119,164	TEST		
RELATIVE HUMIDITY (%)	90	100	85	119,164	TEST		
RADIATION	2.58 E4	2.05 E8	85	119,164	TEST		REMARKS: SPECIFIED RADIATION IS FOR HELB.
AGING	40 YRS.	40 YRS.	N/A	119,164	TEST & ANAL.		

DEFICIENCY RESOLUTION:

FACILITY: LGS UNIT: 1 DOCKET: 50-352 EQRR: 142
PREPARED BY: RDC DATE: 07/28/83 REVISION DATE: 12/28/83
REVIEWED BY: FMV DATE: 12/28/83

SYSTEM: ECCS PUMP ROOM HVAC
PLANT ID: SV-76-156A
COMPONENT: SOLENOID RELEASE
ASSOC COMP: STEAM FLOODING DAMPER
ASSOC COMP: N/A
MANUFACTU: AUTOMATIC SMITCH COMPANY
ASSOC MANF: AMERICAN MARMING & VENTILATION
ASSOC MANF: N/A

ACCY: SPEC: N/A
DEMON: N/A
REF: N/A
MODEL NO.: X8018A4
ASSOC M/N: N/A
ASSOC M/N: N/A
SERIAL NO:
ASSOC S/N: N/A
ASSOC S/N: N/A

LOCATION: ROOM 522
RACK/PANEL: N/A
ASSOC. DWG: LOC: M-1080
P&ID: M-76

SERVICE: STEAM FLOODING DAMPER BPD-203-44A FOR THE STEAM VENT TUNNEL. NORMALLY DE-ENERGIZED OPEN.

P.O. NO: M-113

FUNCTION: ENERGIZES TO RELEASE COUNTER WEIGHTED ARM WHICH CLOSES THE DAMPER. REQUIRED FOR HELB ONLY.

SUBMERGENCE: N/A

CHEMICAL SPRAY: N/A

PARAMETER	ENVIRONMENT		DOCUMENTATION REFERENCE		QUALIFICATION	OUTSTANDING ITEMS	INTERFACES: LUGS: EQRR 171 CABLE: EQRR 22
	SPECIFICATION	QUALIFICATION	SPECIFICATION	QUALIFICATION	METHOD		
OPERATING TIME	1 HR.	30 DAYS	534	119,164	TEST		
TEMPERATURE (F)	210 (F)	450	85	119,164	TEST		MAINTENANCE REQUIREMENTS: REFERENCE 119, APPENDIX C.
PRESSURE (PSIA)	17.4 (G)	60.7	85	119,164	TEST		
RELATIVE HUMIDITY (%)	100 (G)	100	85	119,164	TEST		
RADIATION	1.28 E6	2.05 E8	85	119,164	TEST		REMARKS: SPECIFIED RADIATION IS FOR HELB.
AGING	40 YRS.	40 YRS.	N/A	119,164	TEST & ANAL.		

DEFICIENCY RESOLUTION:

FACILITY: LGS UNIT: 1 DOCKET: 50-352 EQRR: 142
PREPARED BY: RDC DATE: 07/28/83 REVISION DATE: 12/28/83
REVIEWED BY: FMV DATE: 12/28/83

SYSTEM: ECCS PUMP ROOM HVAC
ACCY: SPEC: N/A
DEMON: N/A
REF: N/A
LOCATION: ROOM 522

PLANT ID: SV-76-156B
RACK/PANEL: N/A

COMPONENT: SOLENOID RELEASE
MODEL NO.: X8018A4
ASSOC COMP: STEAM FLOODING DAMPER
ASSOC M/N: N/A
ASSOC DWG: LOC: M-1080
P&ID: M-76
ASSOC COMP: N/A
ASSOC M/N: N/A

MANUFACTU: AUTOMATIC SWITCH COMPANY
SERIAL NO:
ASSOC MANF: AMERICAN WARMING & VENTILATION
ASSOC S/N: N/A
ASSOC MANF: N/A
ASSOC S/N: N/A

SERVICE: STEAM FLOODING DAMPER BPD-203-44B FOR THE STEAM VENT TUNNEL. NORMALLY DE-ENERGIZED OPEN.
P.O. NO: M-113

FUNCTION: ENERGIZES TO RELEASE COUNTER WEIGHTED ARM WHICH CLOSES THE DAMPER. REQUIRED FOR HELB ONLY.
SUBMERGENCE: N/A
CHEMICAL SPRAY: N/A

PARAMETER	ENVIRONMENT		DOCUMENTATION REFERENCE		QUALIFICATION	OUTSTANDING ITEMS	INTERFACES: LUGS: EQRR 171 CABLE: EQRR 22
	SPECIFICATION	QUALIFICATION	SPECIFICATION	QUALIFICATION	METHOD		
OPERATING TIME	1 HR.	30 DAYS	534	119,164	TEST		
TEMPERATURE (F)	210 (F)	450	85	119,164	TEST		MAINTENANCE REQUIREMENTS: REFERENCE 119, APPENDIX C.
PRESSURE (PSIA)	17.4 (G)	60.7	85	119,164	TEST		
RELATIVE HUMIDITY (%)	100 (G)	100	85	119,164	TEST		
RADIATION	1.28 E6	2.05 E8	85	119,164	TEST		REMARKS: SPECIFIED RADIATION IS FOR HELB.
AGING	40 YRS.	40 YRS.	N/A	119,164	TEST & ANAL.		

DEFICIENCY RESOLUTION:

FACILITY: LGS UNIT: 1 DOCKET: 50-352 EQRR: 142
PREPARED BY: RDC DATE: 07/28/83 REVISION DATE: 12/28/83
REVIEWED BY: FMV DATE: 12/28/83

SYSTEM: ECCS PUMP ROOM HVAC
ACCY: SPEC: N/A
DEMON: N/A
REF: N/A
LOCATION: ROOM 504

PLANT ID: SV-76-163A
RACK/PANEL: N/A

COMPONENT: SOLENOID RELEASE
MODEL NO.: X8018A4
ASSOC COMP: STEAM FLOODING DAMPER
ASSOC M/N: N/A
ASSOC. DWG: LOC: M-1085
ASSOC COMP: N/A
ASSOC M/N: N/A
P&ID: M-76

MANUFACTU: AUTOMATIC SNITCH COMPANY
SERIAL NO:
ASSOC MANF: AMERICAN MARMING & VENTILATION
ASSOC S/N: N/A
ASSOC MANF: N/A
ASSOC S/N: N/A

SERVICE: STEAM FLOODING DAMPER BPD-203-30A FOR THE NON-REGENERATIVE HEAT EXCHANGER ROOM. NORMALLY DE-ENERGIZED OPEN.
P.O. NO: M-113

FUNCTION: ENERGIZES TO RELEASE COUNTER WEIGHTED ARM WHICH CLOSES THE DAMPER. REQUIRED FOR HELB ONLY.
SUBMERGENCE: N/A

CHEMICAL SPRAY: N/A

PARAMETER	ENVIRONMENT		DOCUMENTATION REFERENCE		QUALIFICATION	OUTSTANDING ITEMS	INTERFACES: LUGS: EQRR 171 CABLE: EQRR 22
	SPECIFICATION	QUALIFICATION	SPECIFICATION	QUALIFICATION	METHOD		
OPERATING TIME	1 HR.	30 DAYS	534	119,164	TEST		
TEMPERATURE (F)	217 (D)	450	85	119,164	TEST		MAINTENANCE REQUIREMENTS: REFERENCE 119, APPENDIX C.
PRESSURE (PSIA)	17.4 (G)	60.7	85	119,164	TEST		
RELATIVE HUMIDITY (%)	100 (D)	100	85	119,164	TEST		
RADIATION	4.02 E5	2.05 E8	85	119,164	TEST		REMARKS: SPECIFIED RADIATION IS FOR HELB.
AGING	40 YRS.	40 YRS.	N/A	119,164	TEST & ANAL.		

DEFICIENCY RESOLUTION:

FACILITY: LGS UNIT: 1 DOCKET: 50-352 EQRR: 142
PREPARED BY: RDC DATE: 07/28/83 REVISION DATE: 12/28/83
REVIEWED BY: FMV DATE: 12/28/83

SYSTEM: ECCS PUMP ROOM HVAC
ACCY: SPEC: N/A
DEMON: N/A
REF: N/A
LOCATION: ROOM 504

PLANT ID: SV-76-163B
RACK/PANEL: N/A

COMPONENT: SOLENOID RELEASE
MODEL NO.: X8018A4
ASSOC COMP: STEAM FLOODING DAMPER
ASSOC M/N: N/A
ASSOC. DWG: LOC: M-1085
ASSOC COMP: N/A
ASSOC M/N: N/A
P&ID: M-76

MANUFACTU: AUTOMATIC SWITCH COMPANY
SERIAL NO:
ASSOC MANF: AMERICAN WARMING & VENTILATION
ASSOC S/N: N/A
ASSOC MANF: N/A
ASSOC S/N: N/A

SERVICE: STEAM FLOODING DAMPER BPD-203-30B FOR THE NON-REGENERATIVE HEAT EXCHANGER ROOM. NORMALLY DE-ENERGIZED OPEN.
P.O. NO: M-113

FUNCTION: ENERGIZES TO RELEASE COUNTER WEIGHTED ARM WHICH CLOSES THE DAMPER. REQUIRED FOR HELB ONLY.
SUBMERGENCE: N/A

CHEMICAL SPRAY: N/A

PARAMETER	ENVIRONMENT		DOCUMENTATION REFERENCE		QUALIFICATION	OUTSTANDING ITEMS	INTERFACES: LUGS: EQRR 171 CABLE: EQRR 22
	SPECIFICATION	QUALIFICATION	SPECIFICATION	QUALIFICATION	METHOD		
OPERATING TIME	1 HR.	30 DAYS	534	119,164	TEST		
TEMPERATURE (F)	217 (D)	450	85	119,164	TEST		MAINTENANCE REQUIREMENTS: REFERENCE 119, APPENDIX C.
PRESSURE (PSIA)	17.4 (G)	60.7	85	119,164	TEST		
RELATIVE HUMIDITY (%)	100 (D)	100	85	119,164	TEST		
RADIATION	4.02 E5	2.05 E8	85	119,164	TEST		REMARKS: SPECIFIED RADIATION IS FOR HELB.
AGING	40 YRS.	40 YRS.	N/A	119,164	TEST & ANAL.		

DEFICIENCY RESOLUTION:

FACILITY: LGS UNIT: 1 DOCKET: 50-352 EQRR: 142
PREPARED BY: RDC DATE: 07/28/83 REVISION DATE: 12/28/83
REVIEWED BY: FMV DATE: 12/28/83

SYSTEM: ECCS PUMP ROOM HVAC
ACCY: SPEC: N/A
DEMON: N/A
REF: N/A
LOCATION: ROOM 507

PLANT ID: SV-76-166A
RACK/PANEL: N/A

COMPONENT: SOLENOID RELEASE
MODEL NO.: X8018A4
ASSOC COMP: STEAM FLOODING DAMPER
ASSOC M/N: N/A
ASSOC. DWG: LOC: M-1085
ASSOC COMP: N/A
ASSOC M/N: N/A
P&ID: M-76

MANUFACTU: AUTOMATIC SWITCH COMPANY
SERIAL NO:
ASSOC MANF: AMERICAN WARMING & VENTILATION
ASSOC S/N: N/A
ASSOC MANF: N/A
ASSOC S/N: N/A

SERVICE: STEAM FLOODING DAMPER BPD-202-33A FOR THE CLEAN UP RECIRCULATION PUMP AREA. NORMALLY DE-ENERGIZED OPEN.
P.O. NO: M-113

FUNCTION: ENERGIZES TO RELEASE COUNTER WEIGHTED ARM WHICH CLOSES THE DAMPER. REQUIRED FOR HELB ONLY.
SUBMERGENCE: N/A
CHEMICAL SPRAY: N/A

PARAMETER	ENVIRONMENT		DOCUMENTATION REFERENCE		QUALIFICATION	OUTSTANDING ITEMS	INTERFACES: LUGS: EQRR 171 CABLE: EQRR 22
	SPECIFICATION	QUALIFICATION	SPECIFICATION	QUALIFICATION	METHOD		
OPERATING TIME	1 HR.	30 DAYS	534	119,164	TEST		
TEMPERATURE (F)	217 (E)	450	85	119,164	TEST		MAINTENANCE REQUIREMENTS: REFERENCE 119, APPENDIX C.
PRESSURE (PSIA)	17.4 (G)	60.7	85	119,164	TEST		
RELATIVE HUMIDITY (%)	100 (E)	100	85	119,164	TEST		
RADIATION	1.16 E6	2.05 E8	85	119,164	TEST		REMARKS: SPECIFIED RADIATION IS FOR HELB.
AGING	40 YRS.	40 YRS.	N/A	119,164	TEST & ANAL.		

DEFICIENCY RESOLUTION:

FACILITY: LGS UNIT: 1 DOCKET: 50-352 EQRR: 142

PREPARED BY: RDC DATE: 07/28/83 REVISION DATE: 12/28/83

REVIEWED BY: FMV DATE: 12/28/83

SYSTEM: ECCS PUMP ROOM HVAC

PLANT ID: SV-76-166B

COMPONENT: SOLENOID RELEASE
ASSOC COMP: STEAM FLOODING DAMPER
ASSOC COMP: N/A

MANUFACTU: AUTOMATIC SWITCH COMPANY
ASSOC MANF: AMERICAN WARMING & VENTILATION
ASSOC MANF: N/A

ACCY: SPEC: N/A
DEMON: N/A
REF: N/A

MODEL NO.: X8018A4
ASSOC M/N: N/A
ASSOC M/N: N/A

SERIAL NO:
ASSOC S/N: N/A
ASSOC S/N: N/A

LOCATION: ROOM 507

RACK/PANEL: N/A

ASSOC. DWG: LOC: M-1085
P&ID: M-76

SERVICE: STEAM FLOODING DAMPER BPD-202-33B FOR THE CLEAN UP RECIRCULATION PUMP AREA. NORMALLY DE-ENERGIZED OPEN.

P.O. NO: M-113

FUNCTION: ENERGIZES TO RELEASE COUNTER WEIGHTED ARM WHICH CLOSES THE DAMPER. REQUIRED FOR HELB ONLY.

SUBMERGENCE: N/A

CHEMICAL SPRAY: N/A

PARAMETER	ENVIRONMENT		DOCUMENTATION REFERENCE		QUALIFICATION	OUTSTANDING ITEMS	INTERFACES: LUGS: EQRR 171 CABLE: EQRR 22
	SPECIFICATION	QUALIFICATION	SPECIFICATION	QUALIFICATION	METHOD		
OPERATING TIME	1 HR.	30 DAYS	534	119,164	TEST		
TEMPERATURE (F)	217 (E)	450	85	119,164	TEST		MAINTENANCE REQUIREMENTS: REFERENCE 119, APPENDIX C.
PRESSURE (PSIA)	17.4 (G)	60.7	85	119,164	TEST		
RELATIVE HUMIDITY (%)	100 (E)	100	85	119,164	TEST		
RADIATION	1.16 E6	2.05 E8	85	119,164	TEST		REMARKS: SPECIFIED RADIATION IS FOR HELB.
AGING	40 YRS.	40 YRS.	N/A	119,164	TEST & ANAL.		

DEFICIENCY RESOLUTION:

FACILITY: LGS UNIT: 1 DOCKET: 50-352 EQRR: 142

PREPARED BY: RDC DATE: 07/28/83 REVISION DATE: 12/28/83

REVIEWED BY: FMV DATE: 12/28/83

SYSTEM: ECCS PUMP ROOM HVAC

PLANT ID: SV-76-167A

COMPONENT: SOLENOID RELEASE
ASSOC COMP: STEAM FLOODING DAMPER
ASSOC COMP: N/A

MANUFACTU: AUTOMATIC SWITCH COMPANY
ASSOC MANF: AMERICAN WARMING & VENTILATION
ASSOC MANF: N/A

SERVICE: STEAM FLOODING DAMPER BPD-202-40A FOR THE CLEAN UP RECIRCULATION PUMP AREA. NORMALLY DE-ENERGIZED OPEN.

FUNCTION: ENERGIZES TO RELEASE COUNTER WEIGHTED ARM WHICH CLOSES THE DAMPER. REQUIRED FOR HELB ONLY.

ACCY: SPEC: N/A
DEMON: N/A
REF: N/A

MODEL NO.: X8018A4
ASSOC M/N: N/A
ASSOC M/N: N/A

SERIAL NO:
ASSOC S/N: N/A
ASSOC S/N: N/A

LOCATION: ROOM 508

RACK/PANEL: N/A

ASSOC. DWG: LOC: M-1069
P&ID: M-76

P.O. NO: M-113

SUBMERGENCE: N/A

CHEMICAL SPRAY: N/A

PARAMETER	ENVIRONMENT		DOCUMENTATION REFERENCE		QUALIFICATION	OUTSTANDING ITEMS	INTERFACES: LUGS: EQRR 171 CABLE: EQRR 22
	SPECIFICATION	QUALIFICATION	SPECIFICATION	QUALIFICATION	METHOD		
OPERATING TIME	1 HR.	30 DAYS	534	119,164	TEST		
TEMPERATURE (F)	217 (E)	450	85	119,164	TEST		MAINTENANCE REQUIREMENTS: REFERENCE 119, APPENDIX C.
PRESSURE (PSIA)	17.4 (G)	60.7	85	119,164	TEST		
RELATIVE HUMIDITY (%)	100 (E)	100	85	119,164	TEST		
RADIATION	1.1e E6	2.05 E8	85	119,164	TEST		REMARKS: SPECIFIED RADIATION IS FOR HELB.
AGING	40 YRS.	40 YRS.	N/A	119,164	TEST & ANAL.		

DEFICIENCY RESOLUTION:

FACILITY: LGS UNIT: 1 DOCKET: 50-352 EQRR: 142
PREPARED BY: RDC DATE: 07/28/83 REVISION DATE: 12/28/83
REVIEWED BY: FMV DATE: 12/28/83

SYSTEM: ECCS PUMP ROOM HVAC
PLANT ID: SV-76-167B
COMPONENT: SOLENOID RELEASE
ASSOC COMP: STEAM FLOODING DAMPER
ASSOC COMP: N/A
MANUFACTU: AUTOMATIC SWITCH COMPANY
ASSOC MANF: AMERICAN WARMING & VENTILATION
ASSOC MANF: N/A

ACCY: SPEC: N/A
DEMON: N/A
REF: N/A
MODEL NO.: X8018A4
ASSOC M/N: N/A
ASSOC M/N: N/A
SERIAL NO:
ASSOC S/N: N/A
ASSOC S/N: N/A

LOCATION: ROOM 508
RACK/PANEL: N/A
ASSOC. DWG: LOC: M-1069
P&ID: M-76

SERVICE: STEAM FLOODING DAMPER 3PD-202-40B FOR THE CLEAN UP RECIRCULATION PUMP AREA. NORMALLY DE-ENERGIZED OPEN.

P.O. NO: M-113

FUNCTION: ENERGIZES TO RELEASE COUNTER WEIGHTED ARM WHICH CLOSES THE DAMPER. REQUIRED FOR HELB ONLY.

SUBMERGENCE: N/A

CHEMICAL SPRAY: N/A

PARAMETER	ENVIRONMENT		DOCUMENTATION REFERENCE		QUALIFICATION	OUTSTANDING ITEMS	INTERFACES: LUGS: EQRR 171 CABLE: EQRR 22
	SPECIFICATION	QUALIFICATION	SPECIFICATION	QUALIFICATION	METHOD		
OPERATING TIME	1 HR.	30 DAYS	534	119,164	TEST		
TEMPERATURE (F)	217 (E)	450	85	119,164	TEST		MAINTENANCE REQUIREMENTS: REFERENCE 119, APPENDIX C.
PRESSURE (PSIA)	17.4 (G)	60.7	85	119,164	TEST		
RELATIVE HUMIDITY (%)	100 (E)	100	85	119,164	TEST		
RADIATION	1.16 E6	2.05 E8	85	119,164	TEST		REMARKS: SPECIFIED RADIATION IS FOR HELB.
AGING	40 YRS.	40 YRS.	N/A	119,164	TEST & ANAL.		

DEFICIENCY RESOLUTION:

FACILITY: LGS UNIT: 1 DOCKET: 50-352 EQRR: 142
PREPARED BY: RDC DATE: 07/28/83 REVISION DATE: 12/28/83
REVIEWED BY: FMV DATE: 12/28/83

SYSTEM: ECCS PUMP ROOM HVAC
ACCY: SPEC: N/A
DEMON: N/A
REF: N/A
LOCATION: ROOM 509

PLANT ID: SV-76-168A
RACK/PANEL: N/A

COMPONENT: SOLENOID RELEASE
MODEL NO.: XR018A4
ASSOC COMP: STEAM FLOODING DAMPER
ASSOC M/N: N/A
ASSOC. DWG: LOC: M-1069
ASSOC COMP: N/A
ASSOC M/N: N/A
P&ID: M-76

MANUFACTU: AUTOMATIC SWITCH COMPANY
SERIAL NO:
ASSOC MANF: AMERICAN WARMING & VENTILATION
ASSOC S/N: N/A
ASSOC MANF: N/A
ASSOC S/N: N/A

SERVICE: STEAM FLOODING DAMPER BPD-202-41A FOR THE CLEAN UP RECIRCULATION PUMP AREA NORMALLY DE-ENERGIZED OPEN.
P.O. NO: M-113

FUNCTION: ENERGIZES TO RELEASE COUNTER WEIGHTED ARM WHICH CLOSES THE DAMPER. REQUIRED FOR HELB ONLY.
SUBMERGENCE: N/A
CHEMICAL SPRAY: N/A

PARAMETER	ENVIRONMENT		DOCUMENTATION REFERENCE		QUALIFICATION	OUTSTANDING ITEMS	INTERFACES: LUGS: EQRR 171 CABLE: EQRR 22
	SPECIFICATION	QUALIFICATION	SPECIFICATION	QUALIFICATION	METHOD		
OPERATING TIME	1 HR.	30 DAYS	534	119,164	TEST		
TEMPERATURE (F)	217	450	85	119,164	TEST		MAINTENANCE REQUIREMENTS: REFERENCE 119, APPENDIX C.
PRESSURE (PSIA)	17.4	60.7	85	119,164	TEST		
RELATIVE HUMIDITY (%)	100	100	85	119,164	TEST		
RADIATION	1.16 E6	2.05 E8	85	119,164	TEST		REMARKS: SPECIFIED RADIATION, IS FOR HELB.
AGING	40 YRS.	40 YRS.	N/A	119,164	TEST & ANAL.		

DEFICIENCY RESOLUTION:

FACILITY: LGS UNIT: 1 DOCKET: 50-352 EQRR: 142
PREPARED BY: RDC DATE: 07/28/83 REVISION DATE: 12/28/83
REVIEWED BY: FMV DATE: 12/28/8

SYSTEM: ECCS PUMP ROOM HVAC
PLANT ID: SV-76-168B
COMPONENT: SOLENOID RELEASE
ASSOC COMP: STEAM FLOODING DAMPER
ASSOC COMP: N/A
MANUFACTU: AUTOMATIC SWITCH COMPANY
ASSOC MANF: AMERICAN WARMING & VENTILATION
ASSOC MANF: N/A

ACCY: SPEC: N/A
DEMON: N/A
REF: N/A
MODEL NO.: X8018A4
ASSOC M/N: N/A
ASSOC M/N: N/A
SERIAL NO:
ASSOC S/N: N/A
ASSOC S/N: N/A

LOCATION: ROOM 509
RACK/PANEL: N/A
ASSOC. DWG: LOC: M-1069
P&ID: M-76

SERVICE: STEAM FLOODING DAMPER BPD-202-41B FOR THE CLEAN UP RECIRCULATION PUMP AREA. NORMALLY DE-ENERGIZED OPEN.

P.O. NO: M-113

FUNCTION: ENERGIZES TO RELEASE COUNTER WEIGHTED ARM WHICH CLOSES THE DAMPER. REQUIRED FOR HELB ONLY.

SUBMERGENCE: N/A

CHEMICAL SPRAY: N/A

PARAMETER	ENVIRONMENT		DOCUMENTATION REFERENCE		QUALIFICATION	OUTSTANDING ITEMS	INTERFACES: LUGS: EQRR 171 CABLE: EQRR 22
	SPECIFICATION	QUALIFICATION	SPECIFICATION	QUALIFICATION	METHOD		
OPERATING TIME	1 HR.	30 DAYS	534	119,164	TEST		
TEMPERATURE (F)	217	450	85	119,164	TEST		MAINTENANCE REQUIREMENTS: REFERENCE 119, APPENDIX C.
PRESSURE (PSIA)	17.4	60.7	85	119,164	TEST		
RELATIVE HUMIDITY (%)	100	100	85	119,164	TEST		
RADIATION	1.16 E6	2.05 E8	85	119,164	TEST		REMARKS: SPECIFIED RADIATION, IS FOR HELB.
AGING	40 YRS.	40 YRS.	N/A	119,164	TEST & ANAL.		

DEFICIENCY RESOLUTION:

FACILITY: LGS UNIT: 1 DOCKET: 50-352 EQRR: 142

PREPARED BY: RDC DATE: 07/28/83 REVISION DATE: 12/28/83

REVIEWED BY: FMV DATE: 12/28/83

SYSTEM: ECCS PUMP ROOM HVAC

PLANT ID: SV-76-169A

COMPONENT: SOLENOID RELEASE
ASSOC COMP: STEAM FLOODING DAMPER
ASSOC COMP: N/A

MANUFACTU: AUTOMATIC SWITCH COMPANY
ASSOC MANF: AMERICAN WARMING & VENTILATION
ASSOC MANF: N/A

SERVICE: STEAM FLOODING DAMPER BPD-202-118A FOR THE RHR PUMP ACCESS AREA. NORMALLY DE-ENERGIZED OPEN.

FUNCTION: ENERGIZES TO RELEASE COUNTER WEIGHTED ARM WHICH CLOSES THE DAMPER. REQUIRED FOR HELB ONLY.

ACCY: SPEC: N/A
DEMON: N/A
REF: N/A

MODEL NO.: X8018A4
ASSOC M/N: N/A
ASSOC M/N: N/A

SERIAL NO:
ASSOC S/N: N/A
ASSOC S/N: N/A

LOCATION: ROOM 304

RACK/PANEL: N/A

ASSOC. DWG: LOC: M-1083
P&ID: M-76

P.O. NO: M-113

SUBMERGENCE: N/A

CHEMICAL SPRAY: N/A

PARAMETER	ENVIRONMENT		DOCUMENTATION REFERENCE		QUALIFICATION	OUTSTANDING ITEMS	INTERFACES: LUGS: EQRR 171 CABLE: EQRR 22
	SPECIFICATION	QUALIFICATION	SPECIFICATION	QUALIFICATION	METHOD		
OPERATING TIME	1 HR.	30 DAYS	534	119,164	TEST		
TEMPERATURE (F)	115	450	85	119,164	TEST		MAINTENANCE REQUIREMENTS: REFERENCE 119, APPENDIX C.
PRESSURE (PSIA)	14.7	60.7	85	119,164	TEST		
RELATIVE HUMIDITY (%)	90	100	85	119,164	TEST		
RADIATION	2.58 E4	2.05 E8	85	119,164	TEST		REMARKS: SPECIFIED RADIATION IS FOR HELB.
AGING	40 YRS.	40 YRS.	N/A	119,164	TEST & ANAL.		

DEFICIENCY RESOLUTION:

FACILITY: LGS UNIT: 1 DOCKET: 50-352 EQRR: 142

PREPARED BY: RDC DATE: 07/28/83 REVISION DATE: 12/28/83

REVIEWED BY: FMV DATE: 12/28/83

SYSTEM: ECCS PUMP ROOM HVAC

PLANT ID: SV-76-169B

COMPONENT: SOLENOID RELEASE
ASSOC COMP: STEAM FLOODING DAMPER
ASSOC COMP: N/A

MANUFACTU: AUTOMATIC SWITCH COMPANY
ASSOC MANF: AMERICAN MARMING & VENTILATION
ASSOC MANF: N/A

SERVICE: STEAM FLOODING DAMPER BPD-202-118B FOR THE RHR PUMP ACCESS AREA. NORMALLY DE-ENERGIZED OPEN.

FUNCTION: ENERGIZES TO RELEASE COUNTER WEIGHTED ARM WHICH CLOSES THE DAMPER. REQUIRED FOR HELB ONLY.

ACCY: SPEC: N/A
DEMON: N/A
REF: N/A

MODEL NO.: X8018A4
ASSOC M/N: N/A
ASSOC M/N: N/A

SERIAL NO:
ASSOC S/N: N/A
ASSOC S/N: N/A

LOCATION: ROOM 304

RACK/PANEL: N/A

ASSOC. DWG: LOC: M-1083
P&ID: M-76

P.O. NO: M-113

SUBMERGENCE: N/A

CHEMICAL SPRAY: N/A

PARAMETER	ENVIRONMENT		DOCUMENTATION REFERENCE		QUALIFICATION	OUTSTANDING ITEMS
	SPECIFICATION	QUALIFICATION	SPECIFICATION	QUALIFICATION	METHOD	
OPERATING TIME	1 HR.	30 DAYS	534	119,164	TEST	
TEMPERATURE (F)	115	450	85	119,164	TEST	
PRESSURE (PSIA)	14.7	60.7	85	119,164	TEST	
RELATIVE HUMIDITY (%)	90	100	85	119,164	TEST	
RADIATION	2.58 E4	2.05 E8	85	119,164	TEST	
AGING	40 YRS.	40 YRS.	N/A	119,164	TEST & ANAL.	

INTERFACES:
LUGS: EQRR 171
CABLE: EQRR 22

MAINTENANCE REQUIREMENTS:
REFERENCE 119, APPENDIX C.

REMARKS:
SPECIFIED RADIATION IS FOR HELB.

DEFICIENCY RESOLUTION:

FACILITY: LGS UNIT: 1 DOCKET: 50-352 EQRR: 142

PREPARED BY: RDC DATE: 07/28/83 REVISION DATE: 12/28/83

REVIEWED BY: FMV DATE: 12/28/83

SYSTEM: ECCS PUMP ROOM HVAC

PLANT ID: SV-76-170A

COMPONENT: SOLENOID RELEASE
ASSOC COMP: STEAM FLOODING DAMPER
ASSOC COMP: N/A

MANUFACTU: AUTOMATIC SWITCH COMPANY
ASSOC MANF: AMERICAN WARMING & VENTILATION
ASSOC MANF: N/A

ACCY: SPEC: N/A
DEMON: N/A
REF: N/A

MODEL NO.: X8018A4
ASSOC M/N: N/A
ASSOC M/N: N/A

SERIAL NO:
ASSOC S/N: N/A
ASSOC S/N: N/A

LOCATION: ROOM 203

RACK/PANEL: N/A

ASSOC. DWG: LOC: M-1082
P&ID: M-76

SERVICE: STEAM FLOODING DAMPER BPD-201-21A FOR THE HPCI PIPE PENETRATION AREA. NORMALLY DE-ENERGIZED OPEN.

P.O. NO: M-113

FUNCTION: ENERGIZES TO RELEASE COUNTER WEIGHTED ARM WHICH CLOSES THE DAMPER. REQUIRED FOR HELB ONLY.

SUBMERGENCE: N/A

CHEMICAL SPRAY: N/A

PARAMETER	ENVIRONMENT		DOCUMENTATION REFERENCE		QUALIFICATION	OUTSTANDING ITEMS	INTERFACES: LUGS: EQRR 171 CABLE: EQRR 22
	SPECIFICATION	QUALIFICATION	SPECIFICATION	QUALIFICATION	METHOD		
OPERATING TIME	1 HR.	30 DAYS	534	119,164	TEST		
TEMPERATURE (F)	275 (I)	450	85	119,164	TEST		MAINTENANCE REQUIREMENTS: REFERENCE 119, APPENDIX C.
PRESSURE (PSIA)	16.2 (I)	60.7	85	119,164	TEST		
RELATIVE HUMIDITY (%)	100 (I)	100	85	119,164	TEST		
RADIATION	5.39 E5	2.05 E8	85	119,164	TEST		REMARKS: SPECIFIED RADIATION IS FOR HELB.
AGING	40 YRS.	40 YRS.	N/A	119,164	TEST & ANAL.		

DEFICIENCY RESOLUTION:

FACILITY: LGS UNIT: 1 DOCKET: 50-352 EQRR: 142

PREPARED BY: RDC DATE: 07/28/83 REVISION DATE: 01/19/84

REVIEWED BY: FMV DATE: 01/19/84

SYSTEM: ECCS PUMP ROOM HVAC

PLANT ID: SV-76-170B

COMPONENT: SOLENOID RELEASE
ASSOC COMP: STEAM FLOODING DAMPER
ASSOC COMP: N/A

MANUFACTU: AUTOMATIC SWITCH COMPANY
ASSOC MANF: AMERICAN WARMING & VENTILATION
ASSOC MANF: N/A

SERVICE: STEAM FLOODING DAMPER BPD-201-21B FOR THE HPCI PIPE PENETRATION AREA. NORMALLY DE-ENERGIZED OPEN.

FUNCTION: ENERGIZES TO RELEASE COUNTER WEIGHTED ARM WHICH CLOSES THE DAMPER. REQUIRED FOR HELB ONLY.

ACCY: SPEC: N/A
DEMON: N/A
REF: N/A

MODEL NO.: X8018A4
ASSOC M/N: N/A
ASSOC M/N: N/A

SERIAL NO:
ASSOC S/N: N/A
ASSOC S/N: N/A

LOCATION: ROOM 203

RACK/PANEL: N/A

ASSOC. DNG: LOC: M-1082
P&ID: M-76

P.O. NO: M-113

SUBMERGENCE: N/A

CHEMICAL SPRAY: N/A

PARAMETER	ENVIRONMENT		DOCUMENTATION REFERENCE		QUALIFICATION	OUTSTANDING ITEMS	INTERFACES: LUGS: EQRR 171 CABLE: EQRR 22
	SPECIFICATION	QUALIFICATION	SPECIFICATION	QUALIFICATION	METHOD		
OPERATING TIME	1 HR.	30 DAYS	534	119,164	TEST		
TEMPERATURE (F)	275 (I)	450	85	119,164	TEST		MAINTENANCE REQUIREMENTS: REFERENCE 119, APPENDIX C.
PRESSURE (PSIA)	16.2 (I)	60.7	85	119,164	TEST		
RELATIVE HUMIDITY (%)	100 (I)	100	85	119,164	TEST		
RADIATION	5.39 E5	2.05 E8	85	119,164	TEST		REMARKS: SPECIFIED RADIATION IS FOR HELB.
AGING	40 YRS.	40 YRS.	N/A	119,164	TEST & ANAL.		

DEFICIENCY RESOLUTION:

PREPARED BY: RDC DATE: 07/28/83 REVISION DATE: 12/28/83

FACILITY: LGS UNIT: 1 DOCKET: 50-352 EQRR: 142

REVIEWED BY: FMV DATE: 12/28/83

SYSTEM: ECCS PUMP ROOM HVAC

ACCY: SPEC: N/A
DEMON: N/A
REF: N/A

LOCATION: ROOM 203

PLANT ID: SV-76-171A

RACK/PANEL: N/A

COMPONENT: SOLENOID RELEASE
ASSOC COMP: STEAM FLOODING DAMPER
ASSOC COMP: N/A

MODEL NO.: X8018A4
ASSOC M/N: N/A
ASSOC M/N: N/A

ASSOC. DWG: LOC: M-1092
P&ID: M-76

MANUFACTU: AUTOMATIC SWITCH COMPANY
ASSOC MANF: AMERICAN WARMING & VENTILATION
ASSOC MANF: N/A

SERIAL NO:
ASSOC S/N: N/A
ASSOC S/N: N/A

SERVICE: STEAM FLOODING DAMPER BPD-201-22A FOR THE HPCI PIPE PENETRATION AREA. NORMALLY DE-ENERGIZED OPEN.

P.O. NO: M-113

FUNCTION: ENERGIZES TO RELEASE COUNTER WEIGHTED ARM WHICH CLOSES THE DAMPER. REQUIRED FOR HELB ONLY.

SUBMERGENCE: N/A

CHEMICAL SPRAY: N/A

PARAMETER	ENVIRONMENT		DOCUMENTATION REFERENCE		QUALIFICATION	OUTSTANDING ITEMS	INTERFACES: LUGS: EQRR 171 CABLE: EQRR 22
	SPECIFICATION	QUALIFICATION	SPECIFICATION	QUALIFICATION	METHOD		
OPERATING TIME	1 HR.	30 DAYS	534	119,164	TEST		
TEMPERATURE (F)	275	450	85	119,164	TEST		MAINTENANCE REQUIREMENTS: REFERENCE 119, APPENDIX C.
PRESSURE (PSIA)	16.2	60.7	85	119,164	TEST		
RELATIVE HUMIDITY (%)	100	100	85	119,164	TEST		
RADIATION	5.39 E5	2.05 E8	85	119,164	TEST		REMARKS: SPECIFIED RADIATION IS FOR HELB.
AGING	40 YRS.	40 YRS.	N/A	119,164	TEST & ANAL.		

DEFICIENCY RESOLUTION:

FACILITY: LGS UNIT: 1 DOCKET: 50-352 EQRR: 142
PREPARED BY: RDC DATE: 07/28/83 REVISION DATE: 12/28/83
REVIEWED BY: FMV DATE: 12/28/83

SYSTEM: ECCS PUMP ROOM HVAC
PLANT ID: SV-76-171B
COMPONENT: SOLENOID RELEASE
ASSOC COMP: STEAM FLOODING DAMPER
ASSOC COMP: N/A
MANUFACTU: AUTOMATIC SWITCH COMPANY
ASSOC MANF: AMERICAN WARMING & VENTILATION
ASSOC MANF: N/A

ACCY: SPEC: N/A
DEMON: N/A
REF: N/A
MODEL NO.: X8018A4
ASSOC M/N: N/A
ASSOC M/N: N/A
SERIAL NO:
ASSOC S/N: N/A
ASSOC S/N: N/A

LOCATION: ROOM 203
RACK/PANEL: N/A
ASSOC. DWG: LOC: M-1082
P&ID: M-76

SERVICE: STEAM FLOODING DAMPER BPD-201-22B FOR THE HPCI PIPE PENETRATION AREA. NORMALLY DE-ENERGIZED OPEN.

P.O. NO: M-113

FUNCTION: ENERGIZES TO RELEASE COUNTER WEIGHTED ARM WHICH CLOSES THE DAMPER. REQUIRED FOR HELB ONLY.

SUBMERGENCE: N/A

CHEMICAL SPRAY: N/A

PARAMETER	ENVIRONMENT		DOCUMENTATION REFERENCE		QUALIFICATION	OUTSTANDING ITEMS	INTERFACES: LUGS: EQRR 171 CABLE: EQRR 22
	SPECIFICATION	QUALIFICATION	SPECIFICATION	QUALIFICATION	METHOD		
OPERATING TIME	1 HR.	30 DAYS	534	119,164	TEST		
TEMPERATURE (F)	275	450	85	119,164	TEST		MAINTENANCE REQUIREMENTS: REFERENCE 119, APPENDIX C.
PRESSURE (PSIA)	16.2	60.7	85	119,164	TEST		
RELATIVE HUMIDITY (%)	100	100	85	119,164	TEST		
RADIATION	5.39 E5	2.05 E8	85	119,164	TEST		REMARKS: SPECIFIED RADIATION IS FOR HELB.
AGING	40 YRS.	40 YRS.	N/A	119,164	TEST & ANAL.		

DEFICIENCY RESOLUTION:

FACILITY: LGS UNIT: 1 DOCKET: 50-352 EQRR: 142

PREPARED BY: RDC DATE: 07/28/83 REVISION DATE: 01/31/84

REVIEWED BY: FMV DATE: 01/31/84

SYSTEM: ECCS PUMP ROOM HVAC

PLANT ID: SV-76-172A

COMPONENT: SOLENOID RELEASE
ASSOC COMP: STEAM FLOODING DAMPER
ASSOC COMP: N/A

MANUFACTU: AUTOMATIC SWITCH COMPANY
ASSOC MANF: AMERICAN WARMING & VENTILATION
ASSOC MANF: N/A

SERVICE: STEAM FLOODING DAMPER BPD-201-23A FOR THE RHR PIPE PENETRATION AREA. NORMALLY DE-ENERGIZED OPEN.

FUNCTION: ENERGIZES TO RELEASE COUNTER WEIGHTED ARM WHICH CLOSES THE DAMPER. REQUIRED FOR HELB ONLY.

ACCY: SPEC: N/A
DEMON: N/A
REF: N/A

MODEL NO.: X8018A4
ASSOC M/N: N/A
ASSOC M/N: N/A

SERIAL NO:
ASSOC S/N: N/A
ASSOC S/N: N/A

LOCATION: ROOM 200

RACK/PANEL: N/A

ASSOC. DWG: LOC: M-1082
P&ID: M-76

P.O. NO: M-113

SUBMERGENCE: N/A

CHEMICAL SPRAY: N/A

PARAMETER	ENVIRONMENT		DOCUMENTATION REFERENCE		QUALIFICATION	OUTSTANDING ITEMS	INTERFACES: LUGS: EQRR 171 CABLE: EQRR 22
	SPECIFICATION	QUALIFICATION	SPECIFICATION	QUALIFICATION	METHOD		
OPERATING TIME	1 HR.	30 DAYS	534	119,164	TEST		
TEMPERATURE (F)	115	450	85	119,164	TEST		MAINTENANCE REQUIREMENTS: REFERENCE 119, APPENDIX C.
PRESSURE (PSIA)	14.7	60.7	85	119,164	TEST		
RELATIVE HUMIDITY (%)	90	100	85	119,164	TEST		
RADIATION	2.28 E4	2.05 E8	85	119,164	TEST		REMARKS: SPECIFIED RADIATION IS FOR HELB.
AGING	40 YRS.	40 YRS.	N/A	119,164	TEST & ANAL.		

DEFICIENCY RESOLUTION:

PREPARED BY: RDC DATE: 07/28/83 REVISION DATE: 01/31/84

FACILITY: LGS UNIT: 1 DOCKET: 50-352 EQRR: 142

REVIEWED BY: FMV DATE: 01/31/84

SYSTEM: ECCS PUMP ROOM HVAC

PLANT ID: SV-76-172B

COMPONENT: SOLENOID RELEASE
ASSOC COMP: STEAM FLOODING DAMPER
ASSOC COMP: N/A

MANUFACTU: AUTOMATIC SWITCH COMPANY
ASSOC MANF: AMERICAN WARMING & VENTILATION
ASSOC MANF: N/A

SERVICE: STEAM FLOODING DAMPER BPD-201-23B FOR THE RHR PIPE PENETRATION AREA. NORMALLY DE-ENERGIZED OPEN.

FUNCTION: ENERGIZES TO RELEASE COUNTER WEIGHTED ARM WHICH CLOSES THE DAMPER. REQUIRED FOR HELB ONLY.

ACCY: SPEC: N/A
DEMON: N/A
REF: N/A

MODEL NO.: X8018A4
ASSOC M/N: N/A
ASSOC M/N: N/A

SERIAL NO:
ASSOC S/N: N/A
ASSOC S/N: N/A

LOCATION: ROOM 200

RACK/PANEL: N/A

ASSOC. DWG: LOC: M-1082
P&ID: M-76

P.O. NO: M-113

SUBMERGENCE: N/A

CHEMICAL SPRAY: N/A

PARAMETER	ENVIRONMENT		DOCUMENTATION REFERENCE		QUALIFICATION	OUTSTANDING ITEMS
	SPECIFICATION	QUALIFICATION	SPECIFICATION	QUALIFICATION	METHOD	
OPERATING TIME	1 HR.	30 DAYS	534	119,164	TEST	
TEMPERATURE (F)	115	450	85	119,164	TEST	
PRESSURE (PSIA)	14.7	60.7	85	119,164	TEST	
RELATIVE HUMIDITY (%)	90	100	85	119,164	TEST	
RADIATION	2.28 E4	2.05 E8	85	119,164	TEST	
AGING	40 YRS.	40 YRS.	N/A	119,164	TEST & ANAL.	

INTERFACES:
LUGS: EQRR 171
CABLE: EQRR 22

MAINTENANCE REQUIREMENTS:
REFERENCE 119, APPENDIX C.

REMARKS:
SPECIFIED RADIATION IS FOR HELB.

DEFICIENCY RESOLUTION:

FACILITY: LGS UNIT: 1 DOCKET: 50-352 EQRR: 142

PREPARED BY: RDC DATE: 07/28/83 REVISION DATE: 01/31/84

REVIEWED BY: FMV DATE: 01/31/84

SYSTEM: ECCS PUMP ROOM HVAC

PLANT ID: SV-76-173A

COMPONENT: SOLENOID RELEASE
ASSOC COMP: STEAM FLOODING DAMPER
ASSOC COMP: N/A

MANUFACTU: AUTOMATIC SMITCH COMPANY
ASSOC MANF: AMERICAN WARMING & VENTILATION
ASSOC MANF: N/A

SERVICE: STEAM FLOODING DAMPER BPD-201-68A FOR THE RHR PIPE PENETRATION AREA. NORMALLY DE-ENERGIZED OPEN.

FUNCTION: ENERGIZES TO RELEASE COUNTER WEIGHTED ARM WHICH CLOSES THE DAMPER. REQUIRED FOR HELB ONLY.

ACCY: SPEC: N/A
DEMON: N/A
REF: N/A

MODEL NO.: X8018A4
ASSOC M/N: N/A
ASSOC M/N: N/A

SERIAL NO:
ASSOC S/N: N/A
ASSOC S/N: N/A

LOCATION: ROOM 200

RACK/PANEL: N/A

ASSOC. DWG: LOC: M-1082
P&ID: M-76

P.O. NO: M-113

SUBMERGENCE: N/A

CHEMICAL SPRAY: N/A

PARAMETER	ENVIRONMENT		DOCUMENTATION REFERENCE		QUALIFICATION	OUTSTANDING ITEMS	INTERFACES: LUGS: EQRR 171 CABLE: EQRR 22
	SPECIFICATION	QUALIFICATION	SPECIFICATION	QUALIFICATION	METHOD		
OPERATING TIME	1 HR.	30 DAYS	534	119,164	TEST		
TEMPERATURE (F)	115	450	85	119,164	TEST		MAINTENANCE REQUIREMENTS: REFERENCE 119, APPENDIX C.
PRESSURE (PSIA)	14.7	60.7	85	119,164	TEST		
RELATIVE HUMIDITY (%)	90	100	85	119,164	TEST		
RADIATION	2.28 E4	2.05 E8	85	119,164	TEST		REMARKS: SPECIFIED RADIATION IS FOR HELB.
AGING	40 YRS.	40 YRS.	N/A	119,164	TEST & ANAL.		

DEFICIENCY RESOLUTION:

FACILITY: LGS UNIT: 1 DOCKET: 50-352 EQRR: 142

PREPARED BY: RDC DATE: 07/28/83 REVISION DATE: 01/31/84

REVIEWED BY: FMV DATE: 01/31/84

SYSTEM: ECCS PUMP ROOM HVAC

PLANT ID: SV-76-173B

COMPONENT: SOLENOID RELEASE
ASSOC COMP: STEAM FLOODING DAMPER
ASSOC COMP: N/A

MANUFACTU: AUTOMATIC SWITCH COMPANY
ASSOC MANF: AMERICAN WARMING & VENTILATION
ASSOC MANF: N/A

SERVICE: STEAM FLOODING DAMPER BPD-201-68B FOR THE RHR PIPE PENETRATION AREA. NORMALLY DE-ENERGIZED OPEN.

FUNCTION: ENERGIZES TO RELEASE COUNTER WEIGHTED ARM WHICH CLOSES THE DAMPER. REQUIRED FOR HELB ONLY.

ACCY: SPEC: N/A
DEMON: N/A
REF: N/A

MODEL NO.: X8018A4
ASSOC M/N: N/A
ASSOC M/N: N/A

SERIAL NO:
ASSOC S/N: N/A
ASSOC S/N: N/A

LOCATION: ROOM 200

RACK/PANEL: N/A

ASSOC. DWG: LOC: M-1082
P&ID: M-76

P.O. NO: M-113

SUBMERGENCE: N/A

CHEMICAL SPRAY: N/A

PARAMETER	ENVIRONMENT		DOCUMENTATION REFERENCE		QUALIFICATION	OUTSTANDING ITEMS	INTERFACES: LUGS: EQRR 171 CABLE: EQRR 22
	SPECIFICATION	QUALIFICATION	SPECIFICATION	QUALIFICATION	METHOD		
OPERATING TIME	1 HR.	30 DAYS	534	119,164	TEST		
TEMPERATURE (F)	115	450	85	119,164	TEST		MAINTENANCE REQUIREMENTS: REFERENCE 119, APPENDIX C.
PRESSURE (PSIA)	14.7	60.7	85	119,164	TEST		
RELATIVE HUMIDITY (%)	90	100	85	119,164	TEST		
RADIATION	2.28 E4	2.05 E8	85	119,164	TEST		REMARKS: SPECIFIED RADIATION IS FOR HELB.
AGING	40 YRS.	40 YRS.	N/A	119,164	TEST & ANAL.		

DEFICIENCY RESOLUTION:

FACILITY: LGS UNIT: 1 DOCKET: 50-352 EQRR: 142
PREPARED BY: RDC DATE: 07/28/83 REVISION DATE: 01/31/84
REVIEWED BY: FMV DATE: 01/31/84

SYSTEM: ECCS PUMP ROOM HVAC
PLANT ID: SV-76-174A
COMPONENT: SOLENOID RELEASE
ASSOC COMP: STEAM FLOODING DAMPER
ASSOC COMP: N/A
MANUFACTU: AUTOMATIC SWITCH COMPANY
ASSOC MANF: AMERICAN WARMING & VENTILATION
ASSOC MANF: N/A

ACCY: SPEC: N/A
DEMON: N/A
REF: N/A
MODEL NO.: X8018A4
ASSOC M/N: N/A
ASSOC M/N: N/A
SERIAL NO:
ASSOC S/N: N/A
ASSOC S/N: N/A

LOCATION: ROOM 200
RACK/PANEL: N/A
ASSOC. DWG: LOC: M-1082
P&ID: M-76

SERVICE: STEAM FLOODING DAMPER BPD-202-67A FOR THE RHR PIPE PENETRATION AREA. NORMALLY DE-ENERGIZED OPEN.

P.O. NO: M-113

FUNCTION: ENERGIZES TO RELEASE COUNTER WEIGHTED ARM WHICH CLOSES THE DAMPER. REQUIRED FOR HELB ONLY.

SUBMERGENCE: N/A

CHEMICAL SPRAY: N/A

PARAMETER	ENVIRONMENT		DOCUMENTATION REFERENCE		QUALIFICATION	OUTSTANDING ITEMS	INTERFACES: LUGS: EQRR 171 CABLE: EQRR 22
	SPECIFICATION	QUALIFICATION	SPECIFICATION	QUALIFICATION	METHOD		
OPERATING TIME	1 HR.	30 DAYS	534	119,164	TEST		
TEMPERATURE (F)	115	450	85	119,164	TEST		MAINTENANCE REQUIREMENTS: REFERENCE 119, APPENDIX C.
PRESSURE (PSIA)	14.7	60.7	85	119,164	TEST		
RELATIVE HUMIDITY (%)	90	100	85	119,164	TEST		
RADIATION	2.28 E4	2.05 E8	85	119,164	TEST		REMARKS: SPECIFIED RADIATION IS FOR HELB.
AGING	40 YRS.	40 YRS.	N/A	119,164	TEST & ANAL.		

DEFICIENCY RESOLUTION:

FACILITY: LGS UNIT: 1 DOCKET: 50-352 EQRR: 142

PREPARED BY: RDC DATE: 07/28/83 REVISION DATE: 01/31/84

REVIEWED BY: FMV DATE: 01/31/84

SYSTEM: ECCS PUMP ROOM HVAC

PLANT ID: SV-76-174B

COMPONENT: SOLENOID RELEASE
ASSOC COMP: STEAM FLOODING DAMPER
ASSOC COMP: N/A

MANUFACTU: AUTOMATIC SWITCH COMPANY
ASSOC MANF: AMERICAN WARMING & VENTILATION
ASSOC MANF: N/A

SERVICE: STEAM FLOODING DAMPER BPD-202-67B FOR THE RHR PIPE PENETRATION AREA. NORMALLY DE-ENERGIZED OPEN.

FUNCTION: ENERGIZES TO RELEASE COUNTER WEIGHTED ARM WHICH CLOSES THE DAMPER. REQUIRED FOR HELB ONLY.

ACCY:SPEC: N/A
DEMON: N/A
REF: N/A

MODEL NO.: X8018A4
ASSOC M/N: N/A
ASSOC M/N: N/A

SERIAL NO:
ASSOC S/N: N/A
ASSOC S/N: N/A

LOCATION: ROOM 200

RACK/PANEL: N/A

ASSOC. DWG: LOC: M-1082
P&ID: M-76

P.O. NO: M-113

SUBMERGENCE: N/A

CHEMICAL SPRAY: N/A

PARAMETER	ENVIRONMENT		DOCUMENTATION REFERENCE		QUALIFICATION	OUTSTANDING ITEMS	INTERFACES: LUGS: EQRR 171 CABLE: EQRR 22
	SPECIFICATION	QUALIFICATION	SPECIFICATION	QUALIFICATION	METHOD		
OPERATING TIME	1 HR.	30 DAYS	534	119,164	TEST		
TEMPERATURE (F)	115	450	85	119,164	TEST		MAINTENANCE REQUIREMENTS: REFERENCE 119, APPENDIX C.
PRESSURE (PSIA)	14.7	60.7	85	119,164	TEST		
RELATIVE HUMIDITY (%)	90	100	85	119,164	TEST		
RADIATION	2.28 E4	2.05 E8	85	119,164	TEST		REMARKS: SPECIFIED RADIATION IS FOR HELB.
AGING	40 YRS.	40 YRS.	N/A	119,164	TEST & ANAL.		

DEFICIENCY RESOLUTION:

PREPARED BY: RDC DATE: 07/28/83 REVISION DATE: 01/31/84

FACILITY: LGS UNIT: 1 DOCKET: 50-352 EQRR: 142

REVIEWED BY: FMV DATE: 01/31/84

SYSTEM: ECCS PUMP ROOM HVAC

PLANT ID: SV-76-175A

COMPONENT: SOLENOID RELEASE
ASSOC COMP: STEAM FLOODING DAMPER
ASSOC COMP: N/A

MANUFACTU: AUTOMATIC SWITCH COMPANY
ASSOC MANF: AMERICAN WARMING & VENTILATION
ASSOC MANF: N/A

SERVICE: STEAM FLOODING DAMPER BPD-202-104A FOR THE RHR PIPE PENETRATION AREA. NORMALLY DE-ENERGIZED OPEN.

FUNCTION: ENERGIZES TO RELEASE COUNTER WEIGHTED ARM WHICH CLOSES THE DAMPER. REQUIRED FOR HELB ONLY.

ACCY: SPEC: N/A
DEMON: N/A
REF: N/A

MODEL NO.: X8018A4
ASSOC M/N: N/A
ASSOC M/N: N/A

SERIAL NO:
ASSOC S/N: N/A
ASSOC S/N: N/A

LOCATION: ROOM 200

RACK/PANEL: N/A

ASSOC. DWG: LOC: M-1082
P&ID: M-76

P.O. NO: M-113

SUBMERGENCE: N/A

CHEMICAL SPRAY: N/A

PARAMETER	ENVIRONMENT		DOCUMENTATION REFERENCE		QUALIFICATION	OUTSTANDING ITEMS	INTERFACES:
	SPECIFICATION	QUALIFICATION	SPECIFICATION	QUALIFICATION	METHOD		LUGS: EQRR 171 CABLE: EQRR 22
OPERATING TIME	1 HR.	30 DAYS	534	119,164	TEST		
TEMPERATURE (F)	115	450	85	119,164	TEST		MAINTENANCE REQUIREMENTS: REFERENCE 119, APPENDIX C.
PRESSURE (PSIA)	14.7	60.7	85	119,164	TEST		
RELATIVE HUMIDITY (Z)	90	100	85	119,164	TEST		
RADIATION	2.28 E4	2.05 E8	85	119,164	TEST		REMARKS: SPECIFIED RADIATION IS FOR HELB.
AGING	40 YRS.	40 YRS.	N/A	119,164	TEST & ANAL.		

DEFICIENCY RESOLUTION:

FACILITY: LGS UNIT: 1 DOCKET: 50-352 EQRR: 142
PREPARED BY: RDC DATE: 07/28/83 REVISION DATE: 01/31/84
REVIEWED BY: FMV DATE: 01/31/84

SYSTEM: ECCS PUMP ROOM HVAC
PLANT ID: SV-76-175B
COMPONENT: SOLENOID RELEASE
ASSOC COMP: STEAM FLOODING DAMPER
ASSOC COMP: N/A
MANUFACTU: AUTOMATIC SWITCH COMPANY
ASSOC MANF: AMERICAN WARMING & VENTILATION
ASSOC MANF: N/A

ACCY: SPEC: N/A
DEMON: N/A
REF: N/A
MODEL NO.: X8018A4
ASSOC M/N: N/A
ASSOC M/N: N/A
SERIAL NO:
ASSOC S/N: N/A
ASSOC S/N: N/A

LOCATION: ROOM 200
RACK/PANEL: N/A
ASSOC. DWG: LOC: M-1082
P&ID: M-76

SERVICE: STEAM FLOODING DAMPER BPD-202-104B FOR THE RHR PIPE PENETRATION AREA. NORMALLY DE-ENERGIZED OPEN.

P.O. NO: M-113

FUNCTION: ENERGIZES TO RELEASE COUNTER WEIGHTED ARM WHICH CLOSES THE DAMPER. REQUIRED FOR HELB ONLY.

SUBMERGENCE: N/A

CHEMICAL SPRAY: N/A

PARAMETER	ENVIRONMENT		DOCUMENTATION REFERENCE		QUALIFICATION	OUTSTANDING ITEMS	INTERFACES: LUGS: EQRR 171 CABLE: EQRR 22
	SPECIFICATION	QUALIFICATION	SPECIFICATION	QUALIFICATION	METHOD		
OPERATING TIME	1 HR.	30 DAYS	534	119,164	TEST		
TEMPERATURE (F)	115	450	85	119,164	TEST		MAINTENANCE REQUIREMENTS: REFERENCE 119, APPENDIX C.
PRESSURE (PSIA)	14.7	60.7	85	119,164	TEST		
RELATIVE HUMIDITY (%)	90	100	85	119,164	TEST		
RADIATION	2.28 E4	2.05 E8	85	119,164	TEST		REMARKS: SPECIFIED RADIATION IS FOR HELB.
AGING	40 YRS.	40 YRS.	N/A	119,164	TEST & ANAL.		

DEFICIENCY RESOLUTION:

FACILITY: LGS UNIT: 1 DOCKET: 50-352 EQRR: 142
PREPARED BY: RDC DATE: 07/28/83 REVISION DATE: 12/28/83
REVIEWED BY: FMV DATE: 12/28/83

SYSTEM: ECCS PUMP ROOM HVAC
PLANT ID: SV-76-176A
COMPONENT: SOLENOID RELEASE
ASSOC COMP: STEAM FLOODING DAMPER
ASSOC COMP: N/A
MANUFACTU: AUTOMATIC SWITCH COMPANY
ASSOC MANF: AMERICAN WARMING & VENTILATION
ASSOC MANF: N/A

ACCY: SPEC: N/A
DEMON: N/A
REF: N/A
MODEL NO.: X8018A4
ASSOC M/N: N/A
ASSOC M/N: N/A
SERIAL NO:
ASSOC S/N: N/A
ASSOC S/N: N/A

LOCATION: ROOM 306
RACK/PANEL: N/A
ASSOC. DWG: LOC: M-1067
P&ID: M-76

SERVICE: STEAM FLOODING DAMPER BPD-203-1A FOR THE PIPE PENETRATION AREA, ELEVATION 217. NORMALLY DE-ENERGIZED OPEN.

P.O. NO: M-113

FUNCTION: ENERGIZES TO RELEASE COUNTER WEIGHTED ARM WHICH CLOSES THE DAMPER. REQUIRED FOR HELB ONLY.

SUBMERGENCE: N/A

CHEMICAL SPRAY: N/A

PARAMETER	ENVIRONMENT		DOCUMENTATION REFERENCE		QUALIFICATION	OUTSTANDING ITEMS	INTERFACES: LUGS: EQRR 171 CABLE: EQRR 22
	SPECIFICATION	QUALIFICATION	SPECIFICATION	QUALIFICATION	METHOD		
OPERATING TIME	1 HR.	30 DAYS	534	119,164	TEST		
TEMPERATURE (F)	264 (C)	450	85	119,164	TEST		MAINTENANCE REQUIREMENTS: REFERENCE 119, APPENDIX C.
PRESSURE (PSIA)	16.1 (C)	60.7	85	119,164	TEST		
RELATIVE HUMIDITY (%)	100 (C)	100	85	119,164	TEST		
RADIATION	8.74 E5	2.05 E8	85	119,164	TEST		REMARKS: SPECIFIED RADIATION IS FOR HELB.
AGING	40 YRS.	40 YRS.	N/A	119,164	TEST & ANAL.		

DEFICIENCY RESOLUTION:

FACILITY: LGS UNIT: 1 DOCKET: 50-352 EQRR: 142
PREPARED BY: RDC DATE: 07/28/83 REVISION DATE: 12/28/83
REVIENED BY: FMV DATE: 12/28/83

SYSTEM: ECCS PUMP ROOM HVAC
PLANT ID: SV-76-176B
COMPONENT: SOLENOID RELEASE
ASSOC COMP: STEAM FLOODING DAMPER
ASSOC COMP: N/A
MANUFACTU: AUTOMATIC SWITCH COMPANY
ASSOC MANF: AMERICAN WARMING & VENTILATION
ASSOC MANF: N/A

ACCY:SPEC: N/A
DEMON: N/A
REF: N/A
MODEL NO.: X8018A4
ASSOC M/N: N/A
ASSOC M/N: N/A
SERIAL NO:
ASSOC S/N: N/A
ASSOC S/N: N/A

LOCATION: ROOM 306
RACK/PANEL: N/A
ASSOC. DWG: LOC: M-1067
P&ID: M-76

SERVICE: STEAM FLOODING DAMPER BPD-203-1B FOR THE PIPE PENETRATION AREA, ELEVATION 217. NORMALLY DE-ENERGIZED OPEN.

P.O. NO: M-113

FUNCTION: ENERGIZES TO RELEASE COUNTER WEIGHTED ARM WHICH CLOSES THE DAMPER. REQUIRED FOR HELB ONLY.

SUBMERGENCE: N/A

CHEMICAL SPRAY: N/A

PARAMETER	ENVIRONMENT		DOCUMENTATION REFERENCE		QUALIFICATION	OUTSTANDING ITEMS	INTERFACES: LUGS: EQRR 171 CABLE: EQRR 22
	SPECIFICATION	QUALIFICATION	SPECIFICATION	QUALIFICATION	METHOD		
OPERATING TIME	1 HR.	30 DAYS	534	119,164	TEST		
TEMPERATURE (F)	264 (C)	450	85	119,164	TEST		MAINTENANCE REQUIREMENTS: REFERENCE 119, APPENDIX C.
PRESSURE (PSIA)	16.1 (C)	60.7	85	119,164	TEST		
RELATIVE HUMIDITY (%)	100 (C)	100	85	119,164	TEST		
RADIATION	8.74 E5	2.05 E8	85	119,164	TEST		REMARKS: SPECIFIED RADIATION IS FOR HELB.
AGING	40 YRS.	40 YRS.	N/A	119,164	TEST & ANAL.		

DEFICIENCY RESOLUTION:

FACILITY: LGS UNIT: 1 DOCKET: 50-352 EQRR: 142

PREPARED BY: RDC DATE: 07/28/83 REVISION DATE: 12/28/83

REVIEWED BY: FMV DATE: 12/28/83

SYSTEM: ECCS PUMP ROOM HVAC

ACCY: SPEC: N/A
DEMON: N/A
REF: N/A

LOCATION: ROOM 506A

PLANT ID: SV-76-177A

RACK/PANEL: N/A

COMPONENT: SOLENOID RELEASE

MODEL NO.: X8018A4

ASSOC COMP: STEAM FLOODING DAMPER

ASSOC M/N: N/A

ASSOC. DWG: LOC: M-1069
P&ID: M-76

ASSOC COMP: N/A

ASSOC M/N: N/A

MANUFACTU: AUTOMATIC SWITCH COMPANY

SERIAL NO:

ASSOC MANF: AMERICAN WARMING & VENTILATION

ASSOC S/N: N/A

ASSOC MANF: N/A

ASSOC S/N: N/A

SERVICE: STEAM FLOODING DAMPER BPD-203-3A FOR THE MAIN STEAM TUNNEL. NORMALLY DE-ENERGIZED OPEN.

P.O. NO: M-113

FUNCTION: ENERGIZES TO RELEASE COUNTER WEIGHTED ARM WHICH CLOSES THE DAMPER. REQUIRED FOR HELB ONLY.

SUBMERGENCE: N/A

CHEMICAL SPRAY: N/A

PARAMETER	ENVIRONMENT		DOCUMENTATION REFERENCE		QUALIFICATION	OUTSTANDING ITEMS	INTERFACES:
	SPECIFICATION	QUALIFICATION	SPECIFICATION	QUALIFICATION	METHOD		LUGS: EQRR 171 CABLE: EQRR 22
OPERATING TIME	1 HR.	30 DAYS	534	119,164	TEST		
TEMPERATURE (F)	115	450	85	119,164	TEST		MAINTENANCE REQUIREMENTS: REFERENCE 119, APPENDIX C.
PRESSURE (PSIA)	14.7	60.7	85	119,164	TEST		
RELATIVE HUMIDITY (%)	90	100	85	119,164	TEST		
RADIATION	2.28 E4	2.05 E8	85	119,164	TEST		REMARKS: SPECIFIED RADIATION IS FOR HELB.
AGING	40 YRS.	40 YRS.	N/A	119,164	TEST & ANAL.		

DEFICIENCY RESOLUTION:

FACILITY: LGS UNIT: 1 DOCKET: 50-352 EQRR: 142
PREPARED BY: RDC DATE: 07/28/83 REVISION DATE: 12/28/83
REVIEWED BY: FMV DATE: 12/28/83

SYSTEM: ECCS PUMP ROOM HVAC
PLANT ID: SV-76-177B
COMPONENT: SOLENOID RELEASE
ASSOC COMP: STEAM FLOODING DAMPER
ASSOC COMP: N/A
MANUFACTU: AUTOMATIC SWITCH COMPANY
ASSOC MANF: AMERICAN WARMING & VENTILATION
ASSOC MANF: N/A

ACCY:SPEC: N/A
DEMON: N/A
REF: N/A
MODEL NO.: X8018A4
ASSOC M/N: N/A
ASSOC M/N: N/A
SERIAL NO:
ASSOC S/N: N/A
ASSOC S/N: N/A

LOCATION: ROOM 506A
RACK/PANEL: N/A
ASSOC. DWG: LOC: M-1069
P&ID: M-76

SERVICE: STEAM FLOODING DAMPER BPD-203-3B FOR THE MAIN STEAM TUNNEL. NORMALLY DE-ENERGIZED OPEN.

P.O. NO: M-113

FUNCTION: ENERGIZES TO RELEASE COUNTER NEIGHTED ARM WHICH CLOSES THE DAMPER. REQUIRED FOR HELB ONLY.

SUBMERGENCE: N/A

CHEMICAL SPRAY: N/A

PARAMETER	ENVIRONMENT		DOCUMENTATION REFERENCE		QUALIFICATION	OUTSTANDING ITEMS	INTERFACES: LUGS: EQRR 171 CABLE: EQRR 22
	SPECIFICATION	QUALIFICATION	SPECIFICATION	QUALIFICATION	METHOD		
OPERATING TIME	1 HR.	30 DAYS	534	119,164	TEST		
TEMPERATURE (F)	115	450	85	119,164	TEST		MAINTENANCE REQUIREMENTS: REFERENCE 119, APPENDIX C.
PRESSURE (PSIA)	14.7	60.7	85	119,164	TEST		
RELATIVE HUMIDITY (%)	90	100	85	119,164	TEST		
RADIATION	2.28 E4	2.05 E8	85	119,164	TEST		REMARKS: SPECIFIED RADIATION IS FOR HELB.
AGING	40 YRS.	40 YRS.	N/A	119,164	TEST & ANAL.		

DEFICIENCY RESOLUTION:

FACILITY: LGS UNIT: 1 DOCKET: 50-352 EQRR: 142
PREPARED BY: RDC DATE: 07/28/83 REVISION DATE: 12/28/83
REVIEWED BY: FMV DATE: 12/28/83

SYSTEM: ECCS PUMP ROOM HVAC
PLANT ID: SV-76-178A
COMPONENT: SOLENOID RELEASE
ASSOC COMP: STEAM FLOODING DAMPER
ASSOC COMP: N/A
MANUFACTU: AUTOMATIC SWITCH COMPANY
ASSOC MANF: AMERICAN WARMING & VENTILATION
ASSOC MANF: N/A

ACCY: SPEC: N/A
DEMON: N/A
REF: N/A
MODEL NO.: X8018A4
ASSOC M/N: N/A
ASSOC M/N: N/A
SERIAL NO:
ASSOC S/N: N/A
ASSOC S/N: N/A

LOCATION: ROOM 407
RACK/PANEL: N/A
ASSOC. DWG: LOC: M-1068
P&ID: M-76

SERVICE: STEAM FLOODING DAMPER BPD-203-4A FOR THE MAIN STEAM TUNNEL. NORMALLY DE-ENERGIZED OPEN.

P.O. NO: M-113

FUNCTION: ENERGIZES TO RELEASE COUNTER WEIGHTED ARM WHICH CLOSES THE DAMPER. REQUIRED FOR HELB ONLY.

SUBMERGENCE: N/A

CHEMICAL SPRAY: N/A

PARAMETER	ENVIRONMENT		DOCUMENTATION REFERENCE		QUALIFICATION	OUTSTANDING ITEMS	INTERFACES: LUGS: EQRR 171 CABLE: EQRR 22
	SPECIFICATION	QUALIFICATION	SPECIFICATION	QUALIFICATION	METHOD		
OPERATING TIME	1 HR.	30 DAYS	534	119,164	TEST		
TEMPERATURE (F)	311 (H)	450	85	119,164	TEST		MAINTENANCE REQUIREMENTS: REFERENCE 119, APPENDIX C.
PRESSURE (PSIA)	24.6 (H)	60.7	85	119,164	TEST		
RELATIVE HUMIDITY (%)	100 (H)	100	85	119,164	TEST		
RADIATION	1.38 E6	2.05 E8	85	119,164	TEST		REMARKS: SPECIFIED RADIATION, IS FOR HELB.
AGING	40 YRS.	40 YRS.	N/A	119,164	TEST & ANAL.		

DEFICIENCY RESOLUTION:

FACILITY: LGS UNIT: 1 DOCKET: 50-352 EQRR: 142
PREPARED BY: RDC DATE: 07/28/83 REVISION DATE: 12/28/83
REVIEWED BY: FMV DATE: 12/28/83

SYSTEM: ECCS PUMP ROOM HVAC
PLANT ID: SV-76-178B
COMPONENT: SOLENOID RELEASE
ASSOC COMP: STEAM FLOODING DAMPER
ASSOC COMP: N/A
MANUFACTU: AUTOMATIC SWITCH COMPANY
ASSOC MANF: AMERICAN WARMING & VENTILATION
ASSOC MANF: N/A

ACCY: SPEC: N/A
DEMON: N/A
REF: N/A
MODEL NO.: X8018A4
ASSOC M/N: N/A
ASSOC M/N: N/A
SERIAL NO:
ASSOC S/N: N/A
ASSOC S/N: N/A

LOCATION: ROOM 407
RACK/PANEL: N/A
ASSOC. DWG: LOC: M-1068
P&ID: M-76

SERVICE: STEAM FLOODING DAMPER BPD-203-4B FOR THE MAIN STEAM TUNNEL. NORMALLY DE-ENERGIZED OPEN.

P.O. NO: M-113

FUNCTION: ENERGIZES TO RELEASE COUNTER WEIGHTED ARM WHICH CLOSES THE DAMPER. REQUIRED FOR HELB ONLY.

SUBMERGENCE: N/A

CHEMICAL SPRAY: N/A

PARAMETER	ENVIRONMENT		DOCUMENTATION REFERENCE		QUALIFICATION	OUTSTANDING ITEMS	INTERFACES: LUGS: EQRR 171 CABLE: EQRR 22
	SPECIFICATION	QUALIFICATION	SPECIFICATION	QUALIFICATION	METHOD		
OPERATING TIME	1 HR.	30 DAYS	534	119,164	TEST		
TEMPERATURE (F)	311	450	85	119,164	TEST		MAINTENANCE REQUIREMENTS: REFERENCE 119, APPENDIX C.
PRESSURE (PSIA)	24.6	60.7	85	119,164	TEST		
RELATIVE HUMIDITY (%)	100	100	85	119,164	TEST		
RADIATION	1.38 E6	2.05 E8	85	119,164	TEST		REMARKS: SPECIFIED RADIATION IS FOR HELB.
AGING	40 YRS.	40 YRS.	N/A	119,164	TEST & ANAL.		

DEFICIENCY RESOLUTION:

FACILITY: LGS UNIT: 1 DOCKET: 50-352 EQRR: 142

PREPARED BY: RDC DATE: 07/28/83 REVISION DATE: 12/23/83

REVIEWED BY: FMV DATE: 12/28/83

SYSTEM: ECCS PUMP ROOM HVAC

PLANT ID: SV-76-179A

COMPONENT: SOLENOID RELEASE
ASSOC COMP: STEAM FLOODING DAMPER
ASSOC COMP: N/A

MANUFACTU: AUTOMATIC SWITCH COMPANY
ASSOC MANF: AMERICAN WARMING & VENTILATION
ASSOC MANF: N/A

SERVICE: STEAM FLOODING DAMPER BPD-203-9A FOR THE CLEAN UP RECIRCULATION PUMP AREA. NORMALLY DE-ENERGIZED OPEN.

FUNCTION: ENERGIZES TO RELEASE COUNTER WEIGHTED ARM WHICH CLOSES THE DAMPER. REQUIRED FOR HELB ONLY.

ACCY: SPEC: N/A
DEMON: N/A
REF: N/A

MODEL NO.: X8018A4
ASSOC M/N: N/A
ASSOC M/N: N/A

SERIAL NO:
ASSOC S/N: N/A
ASSOC S/N: N/A

LOCATION: ROOM 508

RACK/PANEL: N/A

ASSOC. DWG: LOC: M-1069
P&ID: M-76

P.O. NO: M-113

SUBMERGENCE: N/A

CHEMICAL SPRAY: N/A

PARAMETER	ENVIRONMENT		DOCUMENTATION REFERENCE		QUALIFICATION	OUTSTANDING ITEMS	INTERFACES: LUGS: EQRR 171 CABLE: EQRR 22
	SPECIFICATION	QUALIFICATION	SPECIFICATION	QUALIFICATION	METHOD		
OPERATING TIME	1 HR.	30 DAYS	534	119,164	TEST		
TEMPERATURE (F)	217 (E)	450	85	119,164	TEST		MAINTENANCE REQUIREMENTS: REFERENCE 119, APPENDIX C.
PRESSURE (PSIA)	17.4 (G)	60.7	85	119,164	TEST		
RELATIVE HUMIDITY (%)	100 (E)	100	85	119,164	TEST		
RADIATION	1.16 E6	2.05 E8	85	119,164	TEST		REMARKS: SPECIFIED RADIATION IS FOR HELB.
AGING	40 YRS.	40 YRS.	N/A	119,164	TEST & ANAL.		

DEFICIENCY RESOLUTION:

FACILITY: LGS UNIT: 1 DOCKET: 50-352 EQRR: 142
PREPARED BY: RDC DATE: 07/28/83 REVISION DATE: 12/28/83
REVIEWED BY: FMV DATE: 12/28/83

SYSTEM: ECCS PUMP ROOM HVAC
PLANT ID: SV-76-179B
COMPONENT: SOLENOID RELEASE
ASSOC COMP: STEAM FLOODING DAMPER
ASSOC COMP: N/A
MANUFACTU: AUTOMATIC SWITCH COMPANY
ASSOC MANF: AMERICAN WARMING & VENTILATION
ASSOC MANF: N/A

ACCY: SPEC: N/A
DEMON: N/A
REF: N/A
MODEL NO.: X8018A4
ASSOC M/N: N/A
ASSOC M/N: N/A
SERIAL NO:
ASSOC S/N: N/A
ASSOC S/N: N/A

LOCATION: ROOM 508
RACK/PANEL: N/A
ASSOC. DWG: LOC: M-1069
P&ID: M-76

SERVICE: STEAM FLOODING DAMPER BPD-203-9B FOR THE CLEAN UP RECIRCULATION PUMP AREA. NORMALLY DE-ENERGIZED OPEN.

P.O. NO: M-113

FUNCTION: ENERGIZES TO RELEASE COUNTER WEIGHTED ARM WHICH CLOSES THE DAMPER. REQUIRED FOR HELB ONLY.

SUBMERGENCE: N/A

CHEMICAL SPRAY: N/A

PARAMETER	ENVIRONMENT		DOCUMENTATION REFERENCE		QUALIFICATION	OUTSTANDING ITEMS	INTERFACES: LUGS: EQRR 171 CABLE: EQRR 22
	SPECIFICATION	QUALIFICATION	SPECIFICATION	QUALIFICATION	METHOD		
OPERATING TIME	1 HR.	30 DAYS	534	119,164	TEST		
TEMPERATURE (F)	217 (E)	450	85	119,164	TEST		MAINTENANCE REQUIREMENTS: REFERENCE 119, APPENDIX C.
PRESSURE (PSIA)	17.4 (G)	60.7	85	119,164	TEST		
RELATIVE HUMIDITY (%)	100 (E)	100	85	119,164	TEST		
RADIATION	1.16 E6	2.05 E8	85	119,164	TEST		REMARKS: SPECIFIED RADIATION IS FOR HELB.
AGING	40 YRS.	40 YRS.	N/A	119,164	TEST & ANAL.		

DEFICIENCY RESOLUTION:

FACILITY: LGS UNIT: 1 DOCKET: 50-352 EQRR: 142

PREPARED BY: RDC DATE: 07/28/83 REVISION DATE: 12/28/83

REVIEWED BY: FMV DATE: 12/28/83

SYSTEM: ECCS PUMP ROOM HVAC

PLANT ID: SV-76-180A

COMPONENT: SOLENOID RELEASE
ASSOC COMP: STEAM FLOODING DAMPER
ASSOC COMP: N/A

MANUFACTU: AUTOMATIC SNITCH COMPANY
ASSOC MANF: AMERICAN WARMING & VENTILATION
ASSOC MANF: N/A

SERVICE: STEAM FLOODING DAMPER BPD-203-10A FOR THE CLEAN UPRECIRCULATION PUMP AREA. NORMALLY DE-ENERGIZED OPEN.

FUNCTION: ENERGIZES TO RELEASE COUNTER WEIGHTED ARM WHICH CLOSES THE DAMPER. REQUIRED FOR HELB ONLY.

ACCY: SPEC: N/A
DEMON: N/A
REF: N/A

MODEL NO.: X8018A4
ASSOC M/N: N/A
ASSOC M/N: N/A

SERIAL NO:
ASSOC S/N: N/A
ASSOC S/N: N/A

LOCATION: ROOM 509

RACK/PANEL: N/A

ASSOC. DWG: LOC: M-1069
P&ID: M-76

P.O. NO: M-113

SUBMERGENCE: N/A

CHEMICAL SPRAY: N/A

PARAMETER	ENVIRONMENT		DOCUMENTATION REFERENCE		QUALIFICATION	OUTSTANDING ITEMS	INTERFACES: LUGS: EQRR 171 CABLE: EQRR 22
	SPECIFICATION	QUALIFICATION	SPECIFICATION	QUALIFICATION	METHOD		
OPERATING TIME	1 HR.	30 DAYS	534	119,164	TEST		
TEMPERATURE (F)	217 (E)	450	85	119,164	TEST		MAINTENANCE REQUIREMENTS: REFERENCE 119, APPENDIX C.
PRESSURE (PSIA)	17.4 (G)	60.7	85	119,164	TEST		
RELATIVE HUMIDITY (%)	100 (E)	100	85	119,164	TEST		
RADIATION	1.16 E6	2.05 E8	85	119,164	TEST		REMARKS: SPECIFIED RADIATION, IS FOR HELB.
AGING	40 YRS.	40 YRS.	N/A	119,164	TEST & ANAL.		

DEFICIENCY RESOLUTION:

FACILITY: LGS UNIT: 1 DOCKET: 50-352 EQRR: 142

PREPARED BY: RDC DATE: 07/28/83 REVISION DATE: 12/28/83

REVIEWED BY: FMV DATE: 12/28/83

SYSTEM: ECCS PUMP ROOM HVAC

PLANT ID: SV-76-180B

COMPONENT: SOLENOID RELEASE
ASSOC COMP: STEAM FLOODING DAMPER
ASSOC COMP: N/A

MANUFACTU: AUTOMATIC SWITCH COMPANY
ASSOC MANF: AMERICAN MARMING & VENTILATION
ASSOC MANF: N/A

SERVICE: STEAM FLOODING DAMPER BPD-203-10B FOR THE CLEAN UPRECIRCULATION PUMP AREA. NORMALLY DE-ENERGIZED OPEN.

FUNCTION: ENERGIZES TO RELEASE COUNTER WEIGHTED ARM WHICH CLOSES THE DAMPER. REQUIRED FOR HELB ONLY.

ACCY: SPEC: N/A
DEMON: N/A
REF: N/A

MODEL NO.: X8018A4
ASSOC M/N: N/A
ASSOC M/N: N/A

SERIAL NO:
ASSOC S/N: N/A
ASSOC S/N: N/A

LOCATION: ROOM 509

RACK/PANEL: N/A

ASSOC. DWG: LOC: M-1069
P&ID: M-76

P.O. NO: M-113

SUBMERGENCE: N/A

CHEMICAL SPRAY: N/A

PARAMETER	ENVIRONMENT		DOCUMENTATION REFERENCE		QUALIFICATION	OUTSTANDING ITEMS	INTERFACES:
	SPECIFICATION	QUALIFICATION	SPECIFICATION	QUALIFICATION	METHOD		LUGS: EQRR 171 CABLE: EQRR 22
OPERATING TIME	1 HR.	30 DAYS	534	119,164	TEST		
TEMPERATURE (F)	217 (E)	450	85	119,164	TEST		MAINTENANCE REQUIREMENTS: REFERENCE 119, APPENDIX C.
PRESSURE (PSIA)	17.4 (G)	60.7	85	119,164	TEST		
RELATIVE HUMIDITY (%)	100 (E)	100	85	119,164	TEST		
RADIATION	1.16 E6	2.05 E8	85	119,164	TEST		REMARKS: SPECIFIED RADIATION, IS FOR HELB.
AGING	40 YRS.	40 YRS.	N/A	119,164	TEST & ANAL.		

DEFICIENCY RESOLUTION:

FACILITY: LGS UNIT: 1 DOCKET: 50-352 EQRR: 142
PREPARED BY: RDC DATE: 07/28/83 REVISION DATE: 12/28/83
REVIEWED BY: FMV DATE: 12/28/83

SYSTEM: ECCS PUMP ROOM HVAC
PLANT ID: SV-76-181A
COMPONENT: SOLENOID RELEASE
ASSOC COMP: STEAM FLOODING DAMPER
ASSOC COMP: N/A
MANUFACTU: AUTOMATIC SWITCH COMPANY
ASSOC MANF: AMERICAN WARMING & VENTILATION
ASSOC MANF: N/A

ACCY: SPEC: N/A
DEMON: N/A
REF: N/A
MODEL NO.: X8018A4
ASSOC M/N: N/A
ASSOC M/N: N/A
SERIAL NO:
ASSOC S/N: N/A
ASSOC S/N: N/A

LOCATION: ROOM 307
RACK/PANEL: N/A
ASSOC. DWG: LOC: M-1075
P&ID: M-76

SERVICE: STEAM FLOODING DAMPER BPD-203-14A FOR THE PIPE PENETRATION AREA, ELEVATION 217. NORMALLY DE-ENERGIZED OPEN.

P.O. NO: M-113

FUNCTION: ENERGIZES TO RELEASE COUNTER WEIGHTED ARM WHICH CLOSES THE DAMPER. REQUIRED FOR HELB ONLY.

SUBMERGENCE: N/A

CHEMICAL SPRAY: N/A

PARAMETER	ENVIRONMENT		DOCUMENTATION REFERENCE		QUALIFICATION	OUTSTANDING ITEMS	INTERFACES: LUGS: EQRR 171 CABLE: EQRR 22
	SPECIFICATION	QUALIFICATION	SPECIFICATION	QUALIFICATION	METHOD		
OPERATING TIME	1 HR.	30 DAYS	534	119,164	TEST		
TEMPERATURE (F)	264 (C)	450	85	119,164	TEST		MAINTENANCE REQUIREMENTS: REFERENCE 119, APPENDIX C.
PRESSURE (PSIA)	16.1 (C)	60.7	85	119,164	TEST		
RELATIVE HUMIDITY (%)	100 (C)	100	85	119,164	TEST		
RADIATION	8.74 E5	2.05 E8	85	119,164	TEST		REMARKS: SPECIFIED RADIATION IS FOR HELB.
AGING	40 YRS.	40 YRS.	N/A	119,164	TEST & ANAL.		

DEFICIENCY RESOLUTION:

FACILITY: LGS UNIT: 1 DOCKET: 50-352 EQRR: 142
PREPARED BY: RDC DATE: 07/28/83 REVISION DATE: 12/28/83
REVIEWED BY: FMV DATE: 12/28/83

SYSTEM: ECCS PUMP ROOM HVAC
PLANT ID: SV-76-181B
COMPONENT: SOLENOID RELEASE
ASSOC COMP: STEAM FLOODING DAMPER
ASSOC COMP: N/A
MANUFACTU: AUTOMATIC SWITCH COMPANY
ASSOC MANF: AMERICAN WARMING & VENTILATION
ASSOC MANF: N/A

ACCY:SPEC: N/A
DEMON: N/A
REF: N/A
MODEL NO.: X8018A4
ASSOC M/N: N/A
ASSOC M/N: N/A
SERIAL NO:
ASSOC S/N: N/A
ASSOC S/N: N/A

LOCATION: ROOM 307
RACK/PANEL: N/A
ASSOC. DWG: LOC: M-1075
P&ID: M-76

SERVICE: STEAM FLOODING DAMPER BPD-203-14B FOR THE PIPE PENETRATION AREA, ELEVATION 217. NORMALLY DE-ENERGIZED OPEN.

FUNCTION: ENERGIZES TO RELEASE COUNTER WEIGHTED ARM WHICH CLOSES THE DAMPER. REQUIRED FOR HELB ONLY.

P.O. NO: M-113

SUBMERGENCE: N/A

CHEMICAL SPRAY: N/A

PARAMETER	ENVIRONMENT		DOCUMENTATION REFERENCE		QUALIFICATION	OUTSTANDING ITEMS	INTERFACES: LUGS: EQRR 171 CABLE: EQRR 22
	SPECIFICATION	QUALIFICATION	SPECIFICATION	QUALIFICATION	METHOD		
OPERATING TIME	1 HR.	30 DAYS	534	119,164	TEST		
TEMPERATURE (F)	264 (C)	450	85	119,164	TEST		MAINTENANCE REQUIREMENTS: REFERENCE 119, APPENDIX C.
PRESSURE (PSIA)	16.1 (C)	60.7	85	119,164	TEST		
RELATIVE HUMIDITY (%)	100 (C)	100	85	119,164	TEST		
RADIATION	8.74 E5	2.05 E8	85	119,164	TEST		REMARKS: SPECIFIED RADIATION IS FOR HELB.
AGING	40 YRS.	40 YRS.	N/A	119,164	TEST & ANAL.		

DEFICIENCY RESOLUTION:

FACILITY: LGS UNIT: 1 DOCKET: 50-352 EQRR: 142
PREPARED BY: RDC DATE: 07/28/83 REVISION DATE: 12/28/83
REVIEWED BY: FMV DATE: 12/28/83

SYSTEM: ECCS PUMP ROOM HVAC
PLANT ID: SV-76-181A
COMPONENT: SOLENOID RELEASE
ASSOC COMP: STEAM FLOODING DAMPER
ASSOC COMP: N/A
MANUFACTU: AUTOMATIC SWITCH COMPANY
ASSOC MANF: AMERICAN WARMING & VENTILATION
ASSOC MANF: N/A

ACCY: SPEC: N/A
DEMON: N/A
REF: N/A
MODEL NO.: X8018A4
ASSOC M/N: N/A
ASSOC M/N: N/A
SERIAL NO:
ASSOC S/N: N/A
ASSOC S/N: N/A

LOCATION: ROOM 307
RACK/PANEL: N/A
ASSOC. DWG: LOC: M-1075
P&ID: M-76

SERVICE: STEAM FLOODING DAMPER BPD-203-14A FOR THE PIPE PENETRATION AREA, ELEVATION 217. NORMALLY DE-ENERGIZED OPEN.

FUNCTION: ENERGIZES TO RELEASE COUNTER WEIGHTED ARM WHICH CLOSES THE DAMPER. REQUIRED FOR HELB ONLY.

P.O. NO: M-113

SUBMERGENCE: N/A

CHEMICAL SPRAY: N/A

PARAMETER	ENVIRONMENT		DOCUMENTATION REFERENCE		QUALIFICATION	OUTSTANDING ITEMS	INTERFACES: LUGS: EQRR 171 CABLE: EQRR 22
	SPECIFICATION	QUALIFICATION	SPECIFICATION	QUALIFICATION	METHOD		
OPERATING TIME	1 HR.	30 DAYS	534	119,164	TEST		
TEMPERATURE (F)	264 (C)	450	85	119,164	TEST		MAINTENANCE REQUIREMENTS: REFERENCE 119, APPENDIX C.
PRESSURE (PSIA)	16.1 (C)	60.7	85	119,164	TEST		
RELATIVE HUMIDITY (%)	100 (C)	100	85	119,164	TEST		
RADIATION	8.74 E5	2.05 E8	85	119,164	TEST		REMARKS: SPECIFIED RADIATION IS FOR HELB.
AGING	40 YRS.	40 YRS.	N/A	119,164	TEST & ANAL.		

DEFICIENCY RESOLUTION:

FACILITY: LGS UNIT: 1 DOCKET: 50-352 EQRR: 142
PREPARED BY: RDC DATE: 07/28/83 REVISION DATE: 12/28/83
REVIEWED BY: FMV DATE: 12/28/83

SYSTEM: ECCS PUMP ROOM HVAC
PLANT ID: SV-76-181B
COMPONENT: SOLENOID RELEASE
ASSOC COMP: STEAM FLOODING DAMPER
ASSOC COMP: N/A
MANUFACTU: AUTOMATIC SWITCH COMPANY
ASSOC MANF: AMERICAN WARMING & VENTILATION
ASSOC MANF: N/A

ACCY: SPEC: N/A
DEMON: N/A
REF: N/A
MODEL NO.: X8018A4
ASSOC M/N: N/A
ASSOC M/N: N/A
SERIAL NO:
ASSOC S/N: N/A
ASSOC S/N: N/A

LOCATION: ROOM 307
RACK/PANEL: N/A
ASSOC. DWG: LOC: M-1075
P&ID: M-76

SERVICE: STEAM FLOODING DAMPER BPD-203-14B FOR THE PIPE PENETRATION AREA, ELEVATION 217. NORMALLY DE-ENERGIZED OPEN.

P.O. NO: M-113

FUNCTION: ENERGIZES TO RELEASE COUNTER WEIGHTED ARM WHICH CLOSES THE DAMPER. REQUIRED FOR HELB ONLY.

SUBMERGENCE: N/A

CHEMICAL SPRAY: N/A

PARAMETER	ENVIRONMENT		DOCUMENTATION REFERENCE		QUALIFICATION	OUTSTANDING ITEMS	INTERFACES: LUGS: EQRR 171 CABLE: EQRR 22
	SPECIFICATION	QUALIFICATION	SPECIFICATION	QUALIFICATION	METHOD		
OPERATING TIME	1 HR.	30 DAYS	534	119,164	TEST		
TEMPERATURE (F)	264 (C)	450	85	119,164	TEST		MAINTENANCE REQUIREMENTS: REFERENCE 119, APPENDIX C.
PRESSURE (PSIA)	16.1 (C)	60.7	85	119,164	TEST		
RELATIVE HUMIDITY (%)	100 (C)	100	85	119,164	TEST		
RADIATION	8.74 E5	2.05 E8	85	119,164	TEST		REMARKS: SPECIFIED RADIATION IS FOR HELB.
AGING	40 YRS.	YRS.	N/A	119,164	TEST & ANAL.		

DEFICIENCY RESOLUTION:

FACILITY: LGS UNIT: 1 DOCKET: 50-352 EQRR: 142

PREPARED BY: RDC DATE: 07/28/83 REVISION DATE: 12/28/83

REVIEWED BY: FMV DATE: 12/28/83

SYSTEM: ECCS PUMP ROOM HVAC

PLANT ID: SV-76-182A

COMPONENT: SOLENOID RELEASE
ASSOC COMP: STEAM FLOODING DAMPER
ASSOC COMP: N/A

MANUFACTU: AUTOMATIC SWITCH COMPANY
ASSOC MANF: AMERICAN MARMING & VENTILATION
ASSOC MANF: N/A

SERVICE: STEAM FLOODING DAMPER BPD-203-16A FOR THE MAIN STEAM TUNNEL. NORMALLY DE-ENERGIZED OPEN.

FUNCTION: ENERGIZES TO RELEASE COUNTER WEIGHTED ARM WHICH CLOSES THE DAMPER. REQUIRED FOR HELB ONLY.

ACCY: SPEC: N/A
DEMON: N/A
REF: N/A

MODEL NO.: X8018A4
ASSOC M/N: N/A
ASSOC M/N: N/A

SERIAL NO:
ASSOC S/N: N/A
ASSOC S/N: N/A

LOCATION: ROOM 407

RACK/PANEL: N/A

ASSOC. DMG: LOC: 1076
P&ID: M-76

P.O. NO: M-113

SUBMERGENCE: N/A

CHEMICAL SPRAY: N/A

PARAMETER	ENVIRONMENT		DOCUMENTATION REFERENCE		QUALIFICATION	OUTSTANDING ITEMS	INTERFACES: LUGS: EQRR 171 CABLE: EQRR 22
	SPECIFICATION	QUALIFICATION	SPECIFICATION	QUALIFICATION	METHOD		
OPERATING TIME	1 HR.	30 DAYS	534	119,164	TEST		
TEMPERATURE (F)	311 (H)	450	85	119,164	TEST		MAINTENANCE REQUIREMENTS: REFERENCE 119, APPENDIX C.
PRESSURE (PSIA)	24.6 (H)	60.7	85	119,164	TEST		
RELATIVE HUMIDITY (%)	100 (H)	100	85	119,164	TEST		
RADIATION	1.38 E6	2.05 E8	85	119,164	TEST		REMARKS: SPECIFIED RADIATION IS FOR HELB.
AGING	40 YRS.	40 YRS.	N/A	119,164	TEST & ANAL.		

DEFICIENCY RESOLUTION:

FACILITY: LGS UNIT: 1 DOCKET: 50-352 EQRR: 142
PREPARED BY: RDC DATE: 07/28/83 REVISION DATE: 12/28/83
REVIEWED BY: FMV DATE: 12/28/83

SYSTEM: ECCS PUMP ROOM HVAC
ACCY: SPEC: N/A
DEMON: N/A
REF: N/A
LOCATION: ROOM 407

PLANT ID: SV-76-182B
RACK/PANEL: N/A

COMPONENT: SOLENOID RELEASE
ASSOC COMP: STEAM FLOODING DAMPER
ASSOC COMP: N/A
MODEL NO.: X8018A4
ASSOC M/N: N/A
ASSOC M/N: N/A
ASSOC. DWG: LOC: 1076
P&ID: M-76

MANUFACTU: AUTOMATIC SWITCH COMPANY
ASSOC MANF: AMERICAN WARMING & VENTILATION
ASSOC MANF: N/A
SERIAL NO:
ASSOC S/N: N/A
ASSOC S/N: N/A

SERVICE: STEAM FLOODING DAMPER BPD-203-16B FOR THE MAIN STEAM TUNNEL. NORMALLY DE-ENERGIZED OPEN.

P.O. NO: M-113

FUNCTION: ENERGIZES TO RELEASE COUNTER WEIGHTED ARM WHICH CLOSES THE DAMPER. REQUIRED FOR HELB ONLY.

SUBMERGENCE: N/A

CHEMICAL SPRAY: N/A

PARAMETER	ENVIRONMENT		DOCUMENTATION REFERENCE		QUALIFICATION	OUTSTANDING ITEMS	INTERFACES: LUGS: EQRR 171 CABLE: EQRR 22
	SPECIFICATION	QUALIFICATION	SPECIFICATION	QUALIFICATION	METHOD		
OPERATING TIME	1 HR.	30 DAYS	534	119,164	TEST		
TEMPERATURE (F)	311 (H)	450	85	119,164	TEST		MAINTENANCE REQUIREMENTS: REFERENCE 119, APPENDIX C.
PRESSURE (PSIA)	24.6 (H)	60.7	85	119,164	TEST		
RELATIVE HUMIDITY (%)	100 (H)	100	85	119,164	TEST		
RADIATION	1.38 E6	2.05 E8	85	119,164	TEST		REMARKS: SPECIFIED RADIATION IS FOR HELB.
AGING	40 YRS.	40 YRS.	N/A	119,164	TEST & ANAL.		

DEFICIENCY RESOLUTION:

FACILITY: LGS UNIT: 1 DOCKET: 50-352 EQRR: 142
PREPARED BY: RDC DATE: 07/28/83 REVISION DATE: 12/28/83
REVIEWED BY: FMV DATE: 12/28/83

SYSTEM: ECCS PUMP ROOM HVAC
PLANT ID: SV-76-183A
COMPONENT: SOLENOID RELEASE
ASSOC COMP: STEAM FLOODING DAMPER
ASSOC COMP: N/A
MANUFACTU: AUTOMATIC SWITCH COMPANY
ASSOC MANF: AMERICAN WARMING & VENTILATION
ASSOC MANF: N/A

ACCY: SPEC: N/A
DEMON: N/A
REF: N/A
MODEL NO.: X8018A4
ASSOC M/N: N/A
ASSOC M/N: N/A
SERIAL NO:
ASSOC S/N: N/A
ASSOC S/N: N/A

LOCATION: ROOM 518
RACK/PANEL: N/A
ASSOC. DWG: LOC: M-1077
P&ID: M-76

SERVICE: STEAM FLOODING DAMPER BPD-203-17A FOR THE MAIN STEAM TUNNEL. NORMALLY DE-ENERGIZED OPEN.

P.O. NO: M-113

FUNCTION: ENERGIZES TO RELEASE COUNTER WEIGHTED ARM WHICH CLOSES THE DAMPER. REQUIRED FOR HELB ONLY.

SUBMERGENCE: N/A

CHEMICAL SPRAY: N/A

PARAMETER	ENVIRONMENT		DOCUMENTATION REFERENCE		QUALIFICATION	OUTSTANDING ITEMS	INTERFACES: LUGS: EQRR 171 CABLE: EQRR 22
	SPECIFICATION	QUALIFICATION	SPECIFICATION	QUALIFICATION	METHOD		
OPERATING TIME	1 HR.	30 DAYS	534	119,164	TEST		
TEMPERATURE (F)	311 (H)	450	85	119,164	TEST		MAINTENANCE REQUIREMENTS: REFERENCE 119, APPENDIX C.
PRESSURE (PSIA)	24.6 (H)	60.7	85	119,164	TEST		
RELATIVE HUMIDITY (%)	100 (H)	100	85	119,164	TEST		
RADIATION	1.38 E6	2.05 E8	85	119,164	TEST		REMARKS: SPECIFIED RADIATION IS FOR HELB.
AGING	40 YRS.	40 YRS.	N/A	119,164	TEST & ANAL.		

DEFICIENCY RESOLUTION:

FACILITY: LGS UNIT: 1 DOCKET: 50-352 EQRR: 142
PREPARED BY: RDC DATE: 07/28/83 REVISION DATE: 12/28/83
REVIEWED BY: FMV DATE: 12/28/83

SYSTEM: ECCS PUMP ROOM HVAC
PLANT ID: SV-76-183B
COMPONENT: SOLENOID RELEASE
ASSOC COMP: STEAM FLOODING DAMPER
ASSOC COMP: N/A
MANUFACTU: AUTOMATIC SWITCH COMPANY
ASSOC MANF: AMERICAN WARMING & VENTILATION
ASSOC MANF: N/A

ACCY:SPEC: N/A
DEMON: N/A
REF: N/A
MODEL NO.: X8018A4
ASSOC M/N: N/A
ASSOC M/N: N/A
SERIAL NO:
ASSOC S/N: N/A
ASSOC S/N: N/A

LOCATION: ROOM 518
RACK/PANEL: N/A
ASSOC. DMG: LOC: M-1077
P&ID: M-76

SERVICE: STEAM FLOODING DAMPER BPD-203-17B FOR THE MAIN STEAM TUNNEL. NORMALLY DE-ENERGIZED OPEN.

P.O. NO: M-113

FUNCTION: ENERGIZES TO RELEASE COUNTER WEIGHTED ARM WHICH CLOSES THE DAMPER. REQUIRED FOR HELB ONLY.

SUBMERGENCE: N/A

CHEMICAL SPRAY: N/A

PARAMETER	ENVIRONMENT		DOCUMENTATION REFERENCE		QUALIFICATION	OUTSTANDING ITEMS	INTERFACES: LUGS: EQRR 171 CABLE: EQRR 22
	SPECIFICATION	QUALIFICATION	SPECIFICATION	QUALIFICATION	METHOD		
OPERATING TIME	1 HR.	30 DAYS	534	119,164	TEST		
TEMPERATURE (F)	311 (H)	450	85	119,164	TEST		MAINTENANCE REQUIREMENTS: REFERENCE 119, APPENDIX C.
PRESSURE (PSIA)	24.6 (H)	60.7	85	119,164	TEST		
RELATIVE HUMIDITY (%)	100 (H)	100	85	119,164	TEST		
RADIATION	1.38 E6	2.05 E8	85	119,164	TEST		REMARKS: SPECIFIED RADIATION IS FOR HELB.
AGING	40 YRS.	40 YRS.	N/A	119,164	TEST & ANAL.		

DEFICIENCY RESOLUTION:

FACILITY: LGS UNIT: 1 DOCKET: 50-352 EQRR: 142

PREPARED BY: RDC DATE: 07/28/83 REVISION DATE: 12/28/83

REVIEWED BY: FMV DATE: 12/28/83

SYSTEM: ECCS PUMP ROOM HVAC

PLANT ID: SV-76-184A

COMPONENT: SOLENOID RELEASE
ASSOC COMP: STEAM FLOODING DAMPER
ASSOC COMP: N/A

MANUFACTU: AUTOMATIC SWITCH COMPANY
ASSOC MANF: AMERICAN WARMING & VENTILATION
ASSOC MANF: N/A

SERVICE: STEAM FLOODING DAMPER BPD-203-20A FOR THE PIPE PENETRATION AREA, ELEVATION 217. NORMALLY DE-ENERGIZED OPEN.

FUNCTION: ENERGIZES TO RELEASE COUNTER WEIGHTED ARM WHICH CLOSES THE DAMPER. REQUIRED FOR HELB ONLY.

ACCY: SPEC: N/A
DEMON: N/A
REF: N/A

MODEL NO.: X8018A4
ASSOC M/N: N/A
ASSOC M/N: N/A

SERIAL NO:
ASSOC S/N: N/A
ASSOC S/N: N/A

LOCATION: ROOM 306

RACK/PANEL: N/A

ASSOC. DWG: LOC: M-1067
P&ID: M-76

P.O. NO: M-113

SUBMERGENCE: N/A

CHEMICAL SPRAY: N/A

PARAMETER	ENVIRONMENT		DOCUMENTATION REFERENCE		QUALIFICATION	OUTSTANDING ITEMS	INTERFACES: LUGS: EQRR 171 CABLE: EQRR 22
	SPECIFICATION	QUALIFICATION	SPECIFICATION	QUALIFICATION	METHOD		
OPERATING TIME	1 HR.	30 DAYS	534	119,164	TEST		
TEMPERATURE (F)	264 (C)	450	85	119,164	TEST		MAINTENANCE REQUIREMENTS: REFERENCE 119, APPENDIX C.
PRESSURE (PSIA)	16.1 (C)	60.7	85	119,164	TEST		
RELATIVE HUMIDITY (%)	100 (C)	100	85	119,164	TEST		
RADIATION	8.74 E5	2.05 E8	85	119,164	TEST		REMARKS: SPECIFIED RADIATION IS FOR HELB.
AGING	40 YRS.	40 YRS.	N/A	119,164	TEST & ANAL.		

DEFICIENCY RESOLUTION:

FACILITY: LGS UNIT: 1 DOCKET: 50-352 EQRR: 142

PREPARED BY: RDC DATE: 07/28/83 REVISION DATE: 12/28/83

REVIEWED BY: FMV DATE: 12/28/83

SYSTEM: ECCS PUMP ROOM HVAC

PLANT ID: SV-76-184B

COMPONENT: SOLENOID RELEASE
ASSOC COMP: STEAM FLOODING DAMPER
ASSOC COMP: N/A

MANUFACTU: AUTOMATIC SWITCH COMPANY
ASSOC MANF: AMERICAN WARMING & VENTILATION
ASSOC MANF: N/A

SERVICE: STEAM FLOODING DAMPER BPD-203-20B FOR THE PIPE PENETRATION AREA, ELEVATION 217. NORMALLY DE-ENERGIZED OPEN.

FUNCTION: ENERGIZES TO RELEASE COUNTER WEIGHTED ARM WHICH CLOSES THE DAMPER. REQUIRED FOR HELB ONLY.

ACCY: SPEC: N/A
DEMON: N/A
REF: N/A

MODEL NO.: X8018A4
ASSOC M/N: N/A
ASSOC M/N: N/A

SERIAL NO:
ASSOC S/N: N/A
ASSOC S/N: N/A

LOCATION: ROOM 306

RACK/PANEL: N/A

ASSOC. DWG: LOC: M-1067
P&ID: M-76

P.O. NO: M-113

SUBMERGENCE: N/A

CHEMICAL SPRAY: N/A

PARAMETER	ENVIRONMENT		DOCUMENTATION REFERENCE		QUALIFICATION	OUTSTANDING ITEMS	INTERFACES:
	SPECIFICATION	QUALIFICATION	SPECIFICATION	QUALIFICATION	METHOD		LUGS: EQRR 171 CABLE: EQRR 22
OPERATING TIME	1 HR.	30 DAYS	534	119,164	TEST		
TEMPERATURE (F)	264 (C)	450	85	119,164	TEST		MAINTENANCE REQUIREMENTS: REFERENCE 119, APPENDIX C.
PRESSURE (PSIA)	16.1 (C)	60.7	85	119,164	TEST		
RELATIVE HUMIDITY (%)	100 (C)	100	85	119,164	TEST		
RADIATION	8.74 E5	2.05 E8	85	119,164	TEST		REMARKS: SPECIFIED RADIATION IS FOR HELB.
AGING	40 YRS.	40 YRS.	N/A	119,164	TEST & ANAL.		

DEFICIENCY RESOLUTION:

FACILITY: LGS UNIT: 1 DOCKET: 50-352 EQRR: 142
PREPARED BY: RDC DATE: 07/28/83 REVISION DATE: 12/28/83
REVIEWED BY: FMV DATE: 12/28/83

SYSTEM: ECCS PUMP ROOM HVAC
PLANT ID: SV-76-185A
COMPONENT: SOLENOID RELEASE
ASSOC COMP: STEAM FLOODING DAMPER
ASSOC COMP: N/A
MANUFACTU: AUTOMATIC SWITCH COMPANY
ASSOC MANF: AMERICAN WARMING & VENTILATION
ASSOC MANF: N/A

ACCY: SPEC: N/A
DEMON: N/A
REF: N/A
MODEL NO.: X8018A4
ASSOC M/N: N/A
ASSOC M/N: N/A
SERIAL NO:
ASSOC S/N: N/A
ASSOC S/N: N/A

LOCATION: ROOM 507
RACK/PANEL: N/A
ASSOC. DWG: LOC: M-1085
P&ID: M-76

SERVICE: STEAM FLOODING DAMPER BPD-203-22A FOR THE CLEAN UP RECIRCULATION PUMP AREA. NORMALLY DE-ENERGIZED OPEN.

P.O. NO: M-113

FUNCTION: ENERGIZES TO RELEASE COUNTER WEIGHTED ARM WHICH CLOSES THE DAMPER. REQUIRED FOR HELB ONLY.

SUBMERGENCE: N/A

CHEMICAL SPRAY: N/A

PARAMETER	ENVIRONMENT		DOCUMENTATION REFERENCE		QUALIFICATION	OUTSTANDING ITEMS	INTERFACES:
	SPECIFICATION	QUALIFICATION	SPECIFICATION	QUALIFICATION	METHOD		LUGS: EQRR 171 CABLE: EQRR 22
OPERATING TIME	1 HR.	30 DAYS	534	119,164	TEST		
TEMPERATURE (F)	217 (E)	450	85	119,164	TEST		MAINTENANCE REQUIREMENTS: REFERENCE 119, APPENDIX C.
PRESSURE (PSIA)	17.4 (G)	60.7	85	119,164	TEST		
RELATIVE HUMIDITY (%)	100 (E)	100	85	119,164	TEST		
RADIATION	1.16 E6	2.05 E8	85	119,164	TEST		REMARKS: SPECIFIED RADIATION IS FOR HELB.
AGING	40 YRS.	40 YRS.	N/A	119,164	TEST & ANAL.		

DEFICIENCY RESOLUTION:

FACILITY: LGS UNIT: 1 DOCKET: 50-352 EQRR: 142
PREPARED BY: RDC DATE: 07/28/83 REVISION DATE: 12/28/83
REVIEWED BY: FMV DATE: 12/28/83

SYSTEM: ECCS PUMP ROOM HVAC
ACCY: SPEC: N/A
DEMON: N/A
REF: N/A
LOCATION: ROOM 507

PLANT ID: SV-76-185B
RACK/PANEL: N/A

COMPONENT: SOLENOID RELEASE
MODEL NO.: X8018A4
ASSOC COMP: STEAM FLOODING DAMPER
ASSOC M/N: N/A
ASSOC. DNG: LOC: M-1085
ASSOC COMP: N/A
ASSOC M/N: N/A
P&ID: M-76

MANUFACTU: AUTOMATIC SMITCH COMPANY
SERIAL NO:
ASSOC MANF: AMERICAN WARMING & VENTILATION
ASSOC S/N: N/A
ASSOC MANF: N/A
ASSOC S/N: N/A

SERVICE: STEAM FLOODING DAMPER BPD-203-22B FOR THE CLEAN UP RECIRCULATION PUMP AREA. NORMALLY DE-ENERGIZED OPEN.
P.O. NO: M-113

FUNCTION: ENERGIZES TO RELEASE COUNTER WEIGHTED ARM WHICH CLOSES THE DAMPER. REQUIRED FOR HELB ONLY.
SUBMERGENCE: N/A
CHEMICAL SPRAY: N/A

PARAMETER	ENVIRONMENT		DOCUMENTATION REFERENCE		QUALIFICATION	OUTSTANDING ITEMS	INTERFACES: LUGS: EQRR 171 CABLE: EQRR 22
	SPECIFICATION	QUALIFICATION	SPECIFICATION	QUALIFICATION	METHOD		
OPERATING TIME	1 HR.	30 DAYS	534	119,164	TEST		
TEMPERATURE (F)	217 (E)	450	85	119,164	TEST		MAINTENANCE REQUIREMENTS: REFERENCE 119, APPENDIX C.
PRESSURE (PSIA)	17.4 (G)	60.7	85	119,164	TEST		
RELATIVE HUMIDITY (%)	100 (E)	100	85	119,164	TEST		
RADIATION	1.16 E6	2.05 E8	85	119,164	TEST		REMARKS: SPECIFIED RADIATION IS FOR HELB.
AGING	40 YRS.	40 YRS.	N/A	119,164	TEST & ANAL.		

DEFICIENCY RESOLUTION:

FACILITY: LGS UNIT: 1 DOCKET: 50-352 EQRR: 142
PREPARED BY: RDC DATE: 07/28/83 REVISION DATE: 12/28/83
REVIEWED BY: FMV DATE: 12/28/83

SYSTEM: ECCS PUMP ROOM HVAC
PLANT ID: SV-76-186A
COMPONENT: SOLENOID RELEASE
ASSOC COMP: STEAM FLOODING DAMPER
ASSOC COMP: N/A
MANUFACTU: AUTOMATIC SWITCH COMPANY
ASSOC MANF: AMERICAN WARMING & VENTILATION
ASSOC MANF: N/A

ACCY: SPEC: N/A
DEMON: N/A
REF: N/A
MODEL NO.: X8018A4
ASSOC M/N: N/A
ASSOC M/N: N/A
SERIAL NO:
ASSOC S/N: N/A
ASSOC S/N: N/A

LOCATION: ROOM 507
RACK/PANEL: N/A
ASSOC. DWG: LOC: M-1085
P&ID: M-76

SERVICE: STEAM FLOODING DAMPER BPD-203-23A FOR THE CLEAN UP RECIRCULATION PUMP AREA. NORMALLY DE-ENERGIZED OPEN.

P.O. NO: M-113

FUNCTION: ENERGIZES TO RELEASE COUNTER WEIGHTED ARM WHICH CLOSES THE DAMPER. REQUIRED FOR HELB ONLY.

SUBMERGENCE: N/A

CHEMICAL SPRAY: N/A

PARAMETER	ENVIRONMENT		DOCUMENTATION REFERENCE		QUALIFICATION	OUTSTANDING ITEMS	INTERFACES: LUGS: EQRR 171 CABLE: EQRR 22
	SPECIFICATION	QUALIFICATION	SPECIFICATION	QUALIFICATION	METHOD		
OPERATING TIME	1 HR.	30 DAYS	534	119,164	TEST		
TEMPERATURE (F)	217 (E)	450	85	119,164	TEST		MAINTENANCE REQUIREMENTS: REFERENCE 119, APPENDIX C.
PRESSURE (PSIA)	17.4 (G)	60.7	85	119,164	TEST		
RELATIVE HUMIDITY (%)	100 (E)	100	85	119,164	TEST		
RADIATION	1.16 E6	2.05 E8	85	119,164	TEST		REMARKS: SPECIFIED RADIATION IS FOR HELB.
AGING	40 YRS.	40 YRS.	N/A	119,164	TEST & ANAL.		

DEFICIENCY RESOLUTION:

FACILITY: LGS UNIT: 1 DOCKET: 50-352 EQRR: 142
PREPARED BY: RDC DATE: 07/28/83 REVISION DATE: 12/28/83
REVIEWED BY: FMV DATE: 12/28/83

SYSTEM: ECCS PUMP ROOM HVAC
PLANT ID: SV-76-186B
COMPONENT: SOLENOID RELEASE
ASSOC COMP: STEAM FLOODING DAMPER
ASSOC COMP: N/A
MANUFACTU: AUTOMATIC SWITCH COMPANY
ASSOC MANF: AMERICAN MARMING & VENTILATION
ASSOC MANF: N/A

ACCY: SPEC: N/A
DEMON: N/A
REF: N/A
MODEL NO.: X8018A4
ASSOC M/N: N/A
ASSOC M/N: N/A
SERIAL NO:
ASSOC S/N: N/A
ASSOC S/N: N/A

LOCATION: ROOM 507
RACK/PANEL: N/A
ASSOC. DWG: LOC: M-1085
P&ID: M-76

SERVICE: STEAM FLOODING DAMPER BPD-203-23B FOR THE CLEAN UP RECIRCULATION PUMP AREA. NORMALLY DE-ENERGIZED OPEN.

P.O. NO: M-113

FUNCTION: ENERGIZES TO RELEASE COUNTER WEIGHTED ARM WHICH CLOSES THE DAMPER. REQUIRED FOR HELB ONLY.

SUBMERGENCE: N/A

CHEMICAL SPRAY: N/A

PARAMETER	ENVIRONMENT		DOCUMENTATION REFERENCE		QUALIFICATION	OUTSTANDING ITEMS	INTERFACES: LUGS: EQRR 171 CABLE: EQRR 22
	SPECIFICATION	QUALIFICATION	SPECIFICATION	QUALIFICATION	METHOD		
OPERATING TIME	1 HR.	30 DAYS	534	119,164	TEST		
TEMPERATURE (F)	217 (E)	450	85	119,164	TEST		MAINTENANCE REQUIREMENTS: REFERENCE 119, APPENDIX C.
PRESSURE (PSIA)	17.4 (G)	60.7	85	119,164	TEST		
RELATIVE HUMIDITY (%)	100 (E)	100	85	119,164	TEST		
RADIATION	1.16 E6	2.05 E8	85	119,164	TEST		REMARKS: SPECIFIED RADIATION IS FOR HELB.
AGING	40 YRS.	40 YRS.	N/A	119,164	TEST & ANAL.		

DEFICIENCY RESOLUTION:

FACILITY: LGS UNIT: 1 DOCKET: 50-352 EQRR: 142
PREPARED BY: RDC DATE: 07/28/83 REVISION DATE: 12/28/83
REVIENED BY: FMV DATE: 12/28/83

SYSTEM: ECCS PUMP ROOM HVAC
ACCY: SPEC: N/A
DEMON: N/A
REF: N/A
LOCATION: ROOM 304

PLANT ID: SV-76-187A
RACK/PANEL: N/A

COMPONENT: SOLENOID RELEASE
MODEL NO.: X8018A4
ASSOC COMP: STEAM FLOODING DAMPER
ASSOC M/N: N/A
ASSOC. DWG: LOC: M-1083
ASSOC COMP: N/A
ASSOC M/N: N/A
P&ID: M-76

MANUFACTU: AUTOMATIC SWITCH COMPANY
SERIAL NO:
ASSOC MANF: AMERICAN WARMING & VENTILATION
ASSOC S/N: N/A
ASSOC MANF: N/A
ASSOC S/N: N/A

SERVICE: STEAM FLOODING DAMPER BPD-203-24A FOR THE PUPE PENETRATION AREA, ELEVATION 217. NORMALLY DE-ENERGIZED OPEN.
P.O. NO: M-113

FUNCTION: ENERGIZES TO RELEASE COUNTER WEIGHTED ARM WHICH CLOSES THE DAMPER. REQUIRED FOR HELB ONLY.
SUBMERGENCE: N/A
CHEMICAL SPRAY: N/A

PARAMETER	ENVIRONMENT		DOCUMENTATION REFERENCE		QUALIFICATION	OUTSTANDING ITEMS	INTERFACES: LUGS: EQRR 171 CABLE: EQRR 22
	SPECIFICATION	QUALIFICATION	SPECIFICATION	QUALIFICATION	METHOD		
OPERATING TIME	1 HR.	30 DAYS	534	119,164	TEST		
TEMPERATURE (F)	115	450	85	119,164	TEST		MAINTENANCE REQUIREMENTS: REFERENCE 119, APPENDIX C.
PRESSURE (PSIA)	14.7	60.7	85	119,164	TEST		
RELATIVE HUMIDITY (%)	90	100	85	119,164	TEST		
RADIATION	2.58 E4	2.05 E8	85	119,164	TEST		REMARKS: SPECIFIED RADIATION IS FOR HELB.
AGING	40 YRS.	40 YRS.	N/A	119,164	TEST & ANAL.		

DEFICIENCY RESOLUTION:

FACILITY: LGS UNIT: 1 DOCKET: 50-352 EQRR: 142

PREPARED BY: RDC DATE: 07/28/83 REVISION DATE: 12/28/83

REVIEWED BY: FMV DATE: 12/28/83

SYSTEM: ECCS PUMP ROOM HVAC

PLANT ID: SV-76-187B

COMPONENT: SOLENOID RELEASE
ASSOC COMP: STEAM FLOODING DAMPER
ASSOC COMP: N/A

MANUFACTU: AUTOMATIC SWITCH COMPANY
ASSOC MANF: AMERICAN WARMING & VENTILATION
ASSOC MANF: N/A

SERVICE: STEAM FLOODING DAMPER BPD-203-24B FOR THE PUPE PENETRATION AREA, ELEVATION 217. NORMALLY DE-ENERGIZED OPEN.

FUNCTION: ENERGIZES TO RELEASE COUNTER WEIGHTED ARM WHICH CLOSES THE DAMPER. REQUIRED FOR HELB ONLY.

ACCY: SPEC: N/A
DEMON: N/A
REF: N/A

MODEL NO.: X8018A4
ASSOC M/N: N/A
ASSOC M/N: N/A

SERIAL NO:
ASSOC S/N: N/A
ASSOC S/N: N/A

LOCATION: ROOM 304

RACK/PANEL: N/A

ASSOC. DWG: LOC: M-1083
P&ID: M-76

P.O. NO: M-113

SUBMERGENCE: N/A

CHEMICAL SPRAY: N/A

PARAMETER	ENVIRONMENT		DOCUMENTATION REFERENCE		QUALIFICATION	OUTSTANDING ITEMS	INTERFACES: LUGS: EQRR 171 CABLE: EQRR 22
	SPECIFICATION	QUALIFICATION	SPECIFICATION	QUALIFICATION	METHOD		
OPERATING TIME	1 HR.	30 DAYS	534	119,164	TEST		
TEMPERATURE (F)	115	450	85	119,164	TEST		MAINTENANCE REQUIREMENTS: REFERENCE 119, APPENDIX C.
PRESSURE (PSIA)	14.7	60.7	85	119,164	TEST		
RELATIVE HUMIDITY (%)	90	100	85	119,164	TEST		
RADIATION	2.58 E4	2.05 E8	85	119,164	TEST		REMARKS: SPECIFIED RADIATION IS FOR HELB.
AGING	40 YRS.	40 YRS.	N/A	119,164	TEST & ANAL.		

DEFICIENCY RESOLUTION:

FACILITY: LGS UNIT: 1 DOCKET: 50-352 EQRR: 142
PREPARED BY: RDC DATE: 07/28/83 REVISION DATE: 12/28/83
REVIEWED BY: FMV DATE: 12/28/83

SYSTEM: ECCS PUMP ROOM HVAC
PLANT ID: SV-76-189A
COMPONENT: SOLENOID RELEASE
ASSOC COMP: STEAM FLOODING DAMPER
ASSOC COMP: N/A
MANUFACTU: AUTOMATIC SWITCH COMPANY
ASSOC MANF: AMERICAN WARMING & VENTILATION
ASSOC MANF: N/A

ACCY: SPEC: N/A
DEMON: N/A
REF: N/A
MODEL NO.: X8018A4
ASSOC M/N: N/A
ASSOC M/N: N/A
SERIAL NO:
ASSOC S/N: N/A
ASSOC S/N: N/A

LOCATION: ROOM 504
RACK/PANEL: N/A
ASSOC. DNG: LOC: M-1085
P&ID: M-76

SERVICE: STEAM FLOODING DAMPER BPD-203-25A FOR THE NON-REGENERATIVE HEAT EXCHANGER ROOM. NORMALLY DE-ENERGIZED OPEN.

P.O. NO: M-113

FUNCTION: ENERGIZES TO RELEASE COUNTER WEIGHTED ARM WHICH CLOSES THE DAMPER. REQUIRED FOR HELB ONLY.

SUBMERGENCE: N/A

CHEMICAL SPRAY: N/A

PARAMETER	ENVIRONMENT		DOCUMENTATION REFERENCE		QUALIFICATION	OUTSTANDING ITEMS	INTERFACES: LUGS: EQRR 171 CABLE: EQRR 22
	SPECIFICATION	QUALIFICATION	SPECIFICATION	QUALIFICATION	METHOD		
OPERATING TIME	1 HR.	30 DAYS	534	119,164	TEST		
TEMPERATURE (F)	217 (D)	450	85	119,164	TEST		MAINTENANCE REQUIREMENTS: REFERENCE 119, APPENDIX C.
PRESSURE (PSIA)	17.4 (G)	60.7	85	119,164	TEST		
RELATIVE HUMIDITY (%)	100 (D)	100	85	119,164	TEST		
RADIATION	4.02 E5	2.05 E8	85	119,164	TEST		REMARKS: SPECIFIED RADIATION IS FOR HELB.
AGING	40 YRS.	40 YRS.	N/A	119,164	TEST & ANAL.		

DEFICIENCY RESOLUTION:

FACILITY: LGS UNIT: 1 DOCKET: 50-352 EQRR: 142

PREPARED BY: RDC DATE: 07/28/83 REVISION DATE: 12/28/83

REVIEWED BY: FMV DATE: 12/28/83

SYSTEM: ECCS PUMP ROOM HVAC

PLANT ID: SV-76-188B

COMPONENT: SOLENOID RELEASE
ASSOC COMP: STEAM FLOODING DAMPER
ASSOC COMP: N/A

MANUFACTU: AUTOMATIC SWITCH COMPANY
ASSOC MANF: AMERICAN WARMING & VENTILATION
ASSOC MANF: N/A

SERVICE: STEAM FLOODING DAMPER BPD-203-25B FOR THE NON-REGENERATIVE HEAT EXCHANGER ROOM. NORMALLY DE-ENERGIZED OPEN.

FUNCTION: ENERGIZES TO RELEASE COUNTER WEIGHTED ARM WHICH CLOSES THE DAMPER. REQUIRED FOR HELB ONLY.

ACCY: SPEC: N/A
DEMON: N/A
REF: N/A

MODEL NO.: X8018A4
ASSOC M/N: N/A
ASSOC M/N: N/A

SERIAL NO:
ASSOC S/N: N/A
ASSOC S/N: N/A

LOCATION: ROOM 504

RACK/PANEL: N/A

ASSOC. DWG: LOC: M-1085
P&ID: M-76

P.O. NO: M-113

SUBMERGENCE: N/A

CHEMICAL SPRAY: N/A

PARAMETER	ENVIRONMENT		DOCUMENTATION REFERENCE		QUALIFICATION	OUTSTANDING ITEMS	INTERFACES: LUGS: EQRR 171 CABLE: EQRR 22
	SPECIFICATION	QUALIFICATION	SPECIFICATION	QUALIFICATION	METHOD		
OPERATING TIME	1 HR.	30 DAYS	534	119,164	TEST		
TEMPERATURE (F)	217 (D)	450	85	119,164	TEST		MAINTENANCE REQUIREMENTS: REFERENCE 119, APPENDIX C.
PRESSURE (PSIA)	17.4 (G)	60.7	85	119,164	TEST		
RELATIVE HUMIDITY (%)	100 (D)	100	85	119,164	TEST		
RADIATION	4.02 E5	2.05 E8	85	119,164	TEST		REMARKS: SPECIFIED RADIATION IS FOR HELB.
AGING	40 YRS.	40 YRS.	N/A	119,164	TEST & ANAL.		

DEFICIENCY RESOLUTION:

FACILITY: LGS UNIT: 1 DOCKET: 50-352 EQRR: 142
PREPARED BY: RDC DATE: 07/28/83 REVISION DATE: 12/28/83
REVIEWED BY: FMV DATE: 12/28/83

SYSTEM: ECCS PUMP ROOM HVAC
PLANT ID: SV-76-189A
COMPONENT: SOLENOID RELEASE
ASSOC COMP: STEAM FLOODING DAMPER
ASSOC COMP: N/A
MANUFACTU: AUTOMATIC SWITCH COMPANY
ASSOC MANF: AMERICAN WARMING & VENTILATION
ASSOC MANF: N/A

SERVICE: STEAM FLOODING DAMPER BPD-203-26A FOR THE REGENERATIVE HEAT EXCHANGER AREA. NORMALLY DE-ENERGIZED OPEN.

FUNCTION: ENERGIZES TO RELEASE COUNTER WEIGHTED ARM WHICH CLOSES THE DAMPER. REQUIRED FOR HELB ONLY.

ACCY: SPEC: N/A
DEMON: N/A
REF: N/A
MODEL NO.: X8018A4
ASSOC M/N: N/A
ASSOC M/N: N/A
SERIAL NO:
ASSOC S/N: N/A
ASSOC S/N: N/A

LOCATION: ROOM 503
RACK/PANEL: N/A
ASSOC. DWG: LOC: M-1069
P&ID: M-76
P.O. NO: M-113
SUBMERGENCE: N/A
CHEMICAL SPRAY: N/A

PARAMETER	ENVIRONMENT		DOCUMENTATION REFERENCE		QUALIFICATION	OUTSTANDING ITEMS	INTERFACES: LUGS: EQRR 171 CABLE: EQRR 22
	SPECIFICATION	QUALIFICATION	SPECIFICATION	QUALIFICATION	METHOD		
OPERATING TIME	1 HR.	30 DAYS	534	119,164	TEST		
TEMPERATURE (F)	214 (F)	450	85	119,164	TEST		MAINTENANCE REQUIREMENTS: REFERENCE 119, APPENDIX C.
PRESSURE (PSIA)	17.3 (G)	60.7	85	119,164	TEST		
RELATIVE HUMIDITY (%)	100 (F)	100	85	119,164	TEST		
RADIATION	1.18 E6	2.05 E8	85	119,164	TEST		REMARKS: SPECIFIED RADIATION IS FOR HELB.
AGING	40 YRS.	40 YRS.	N/A	119,164	TEST & ANAL.		

DEFICIENCY RESOLUTION:

FACILITY: LGS UNIT: 1 DOCKET: 50-352 EQRR: 142

PREPARED BY: RDC DATE: 07/28/83 REVISION DATE: 12/28/83

REVIEWED BY: FMV DATE: 12/28/83

SYSTEM: ECCS PUMP ROOM HVAC

PLANT ID: SV-76-189B

COMPONENT: SOLENOID RELEASE
ASSOC COMP: STEAM FLOODING DAMPER
ASSOC COMP: N/A

MANUFACTU: AUTOMATIC SMITCH COMPANY
ASSOC MANF: AMERICAN WARMING & VENTILATION
ASSOC MANF: N/A

SERVICE: STEAM FLOODING DAMPER BPD-203-26B FOR THE REGENERATIVE HEAT EXCHANGER AREA. NORMALLY DE-ENERGIZED OPEN.

FUNCTION: ENERGIZES TO RELEASE COUNTER WEIGHTED ARM WHICH CLOSES THE DAMPER. REQUIRED FOR HELB ONLY.

ACCY: SPEC: N/A
DEMON: N/A
REF: N/A

MODEL NO.: X8018A4
ASSOC M/N: N/A
ASSOC M/N: N/A

SERIAL NO:
ASSOC S/N: N/A
ASSOC S/N: N/A

LOCATION: ROOM 503

RACK/PANEL: N/A

ASSOC. DWG: LOC: M-1069
P&ID: M-76

P.O. NO: M-113

SUBMERGENCE: N/A

CHEMICAL SPRAY: N/A

PARAMETER	ENVIRONMENT		DOCUMENTATION REFERENCE		QUALIFICATION	OUTSTANDING ITEMS	INTERFACES:
	SPECIFICATION	QUALIFICATION	SPECIFICATION	QUALIFICATION	METHOD		LUGS: EQRR 171 CABLE: EQRR 22
OPERATING TIME	1 HR.	30 DAYS	534	119,164	TEST		
TEMPERATURE (F)	214 (F)	450	85	119,164	TEST		MAINTENANCE REQUIREMENTS: REFERENCE 119, APPENDIX C.
PRESSURE (PSIA)	17.3 (G)	60.7	85	119,164	TEST		
RELATIVE HUMIDITY (%)	100 (F)	100	85	119,164	TEST		
RADIATION	1.18 E6	2.05 E8	85	119,164	TEST		REMARKS: SPECIFIED RADIATION IS FOR HELB.
AGING	40 YRS.	40 YRS.	N/A	119,164	TEST & ANAL.		

DEFICIENCY RESOLUTION:

FACILITY: LGS UNIT: 1 DOCKET: 50-352 EQRR: 142

PREPARED BY: RDC DATE: 07/28/83 REVISION DATE: 12/28/83

REVIEWED BY: FMV DATE: 12/28/83

SYSTEM: ECCS PUMP ROOM HVAC

PLANT ID: SV-76-190A

COMPONENT: SOLENOID RELEASE
ASSOC COMP: STEAM FLOODING DAMPER
ASSOC COMP: N/A

MANUFACTU: AUTOMATIC SMITCH COMPANY
ASSOC MANF: AMERICAN WARMING & VENTILATION
ASSOC MANF: N/A

SERVICE: STEAM FLOODING DAMPER BPD-203-27A FOR THE CLEAN UPRECIRCULATION PUMP AREA. NORMALLY DE-ENERGIZED OPEN.

FUNCTION: ENERGIZES TO RELEASE COUNTER WEIGHTED ARM WHICH CLOSES THE DAMPER. REQUIRED FOR HELB ONLY.

ACCY: SPEC: N/A
DEMON: N/A
REF: N/A

MODEL NO.: X8018A4
ASSOC M/N: N/A
ASSOC M/N: N/A

SERIAL NO:
ASSOC S/N: N/A
ASSOC S/N: N/A

LOCATION: ROOM 509

RACK/PANEL: N/A

ASSOC. DWG: LOC: M-1069
P&ID: M-76

P.O. NO: M-113

SUBMERGENCE: N/A

CHEMICAL SPRAY: N/A

PARAMETER	ENVIRONMENT		DOCUMENTATION REFERENCE		QUALIFICATION	OUTSTANDING ITEMS	INTERFACES:
	SPECIFICATION	QUALIFICATION	SPECIFICATION	QUALIFICATION	METHOD		LUGS: EQRR 171 CABLE: EQRR 22
OPERATING TIME	1 HR.	30 DAYS	534	119,164	TEST		
TEMPERATURE (F)	217	450	85	119,164	TEST		MAINTENANCE REQUIREMENTS: REFERENCE 119, APPENDIX C.
PRESSURE (PSIA)	17.4	60.7	85	119,164	TEST		
RELATIVE HUMIDITY (%)	100	100	85	119,164	TEST		
RADIATION	1.16 E6	2.05 E8	85	119,164	TEST		REMARKS: SPECIFIED RADIATION, IS FOR HELB.
AGING	40 YRS.	40 YRS.	N/A	119,164	TEST & ANAL.		

DEFICIENCY RESOLUTION:

FACILITY: LGS UNIT: 1 DOCKET: 50-352 EQRR: 142
PREPARED BY: RDC DATE: 07/28/83 REVISION DATE: 12/28/83
REVIEWED BY: FMV DATE: 12/28/83

SYSTEM: ECCS PUMP ROOM HVAC
ACCY:SPEC: N/A
DEMON: N/A
REF: N/A
LOCATION: ROOM 509

PLANT ID: SV-76-190B
RACK/PANEL: N/A

COMPONENT: SOLENOID RELEASE
MODEL NO.: X8018A4
ASSOC COMP: STEAM FLOODING DAMPER
ASSOC M/N: N/A
ASSOC. DWG: LOC: M-1069
ASSOC COMP: N/A
ASSOC M/N: N/A
P&ID: M-76

MANUFACTU: AUTOMATIC SWITCH COMPANY
SERIAL NO:
ASSOC MANF: AMERICAN WARMING & VENTILATION
ASSOC S/N: N/A
ASSOC MANF: N/A
ASSOC S/N: N/A

SERVICE: STEAM FLOODING DAMPER BPD-203-27B FOR THE CLEAN UPRECIRCULATION PUMP AREA. NORMALLY DE-ENERGIZED OPEN.
P.O. NO: M-113

FUNCTION: ENERGIZES TO RELEASE COUNTER WEIGHTED ARM WHICH CLOSES THE DAMPER. REQUIRED FOR HELB ONLY.
SUBMERGENCE: N/A

CHEMICAL SPRAY: N/A

PARAMETER	ENVIRONMENT		DOCUMENTATION REFERENCE		QUALIFICATION	OUTSTANDING ITEMS	INTERFACES: LUGS: EQRR 171 CABLE: EQRR 22
	SPECIFICATION	QUALIFICATION	SPECIFICATION	QUALIFICATION	METHOD		
OPERATING TIME	1 HR.	30 DAYS	534	119,164	TEST		
TEMPERATURE (F)	217	450	85	119,164	TEST		MAINTENANCE REQUIREMENTS: REFERENCE 119, APPENDIX C.
PRESSURE (PSIA)	17.4	60.7	85	119,164	TEST		
RELATIVE HUMIDITY (%)	100	100	85	119,164	TEST		
RADIATION	1.16 E6	2.05 E8	85	119,164	TEST		REMARKS: SPECIFIED RADIATION, IS FOR HELB.
AGING	40 YRS.	40 YRS.	N/A	119,164	TEST & ANAL.		

DEFICIENCY RESOLUTION:

FACILITY: LGS UNIT: 1 DOCKET: 50-352 EQRR: 142
PREPARED BY: RDC DATE: 07/28/83 REVISION DATE: 12/28/83
REVIEWED BY: FMV DATE: 12/28/83

SYSTEM: ECCS PUMP ROOM HVAC
PLANT ID: SV-76-191A
COMPONENT: SOLENOID RELEASE
ASSOC COMP: STEAM FLOODING DAMPER
ASSOC COMP: N/A
MANUFACTU: AUTOMATIC SWITCH COMPANY
ASSOC MANF: AMERICAN WARMING & VENTILATION
ASSOC MANF: N/A

ACCY: SPEC: N/A
DEMON: N/A
REF: N/A
MODEL NO.: X8018A4
ASSOC M/N: N/A
ASSOC M/N: N/A
SERIAL NO:
ASSOC S/N: N/A
ASSOC S/N: N/A

LOCATION: ROOM 508
RACK/PANEL: N/A
ASSOC. DWG: LOC: M-1069
P&ID: M-76

SERVICE: STEAM FLOODING DAMPER BPD-203-28A FOR THE CLEAN UP RECIRCULATION PUMP AREA. NORMALLY DE-ENERGIZED OPEN.

P.O. NO: M-113

FUNCTION: ENERGIZES TO RELEASE COUNTER WEIGHTED ARM WHICH CLOSES THE DAMPER. REQUIRED FOR HELB ONLY.

SUBMERGENCE: N/A

CHEMICAL SPRAY: N/A

PARAMETER	ENVIRONMENT		DOCUMENTATION REFERENCE		QUALIFICATION	OUTSTANDING ITEMS	INTERFACES: LUGS: EQRR 171 CABLE: EQRR 22
	SPECIFICATION	QUALIFICATION	SPECIFICATION	QUALIFICATION	METHOD		
OPERATING TIME	1 HR.	30 DAYS	534	119,164	TEST		
TEMPERATURE (F)	217 (E)	450	85	119,164	TEST		MAINTENANCE REQUIREMENTS: REFERENCE 119, APPENDIX C.
PRESSURE (PSIA)	17.4 (G)	60.7	85	119,164	TEST		
RELATIVE HUMIDITY (%)	100 (E)	100	85	119,164	TEST		
RADIATION	1.16 E6	2.05 E8	85	119,164	TEST		REMARKS: SPECIFIED RADIATION IS FOR HELB.
AGING	40 YRS.	40 YRS.	N/A	119,1[illegible]	TEST & ANAL.		

DEFICIENCY RESOLUTION:

FACILITY: LGS UNIT: 1 DOCKET: 50-352 EQRR: 142
PREPARED BY: RDC DATE: 07/28/83 REVISION DATE: 12/28/83
REVIEWED BY: FMV DATE: 12/28/83

SYSTEM: ECCS PUMP ROOM HVAC
PLANT ID: SV-76-191B
COMPONENT: SOLENOID RELEASE
ASSOC COMP: STEAM FLOODING DAMPER
ASSOC COMP: N/A
MANUFACTU: AUTOMATIC SWITCH COMPANY
ASSOC MANF: AMERICAN MARMING & VENTILATION
ASSOC MANF: N/A

ACCY: SPEC: N/A
DEMON: N/A
REF: N/A
MODEL NO.: X8018A4
ASSOC M/N: N/A
ASSOC M/N: N/A
SERIAL NO:
ASSOC S/N: N/A
ASSOC S/N: N/A

LOCATION: ROOM 508
RACK/PANEL: N/A
ASSOC. DWG: LOC: M-1069
P&ID: M-76

SERVICE: STEAM FLOODING DAMPER BPD-203-28B FOR THE CLEAN UP RECIRCULATION PUMP AREA. NORMALLY DE-ENERGIZED OPEN.

P.O. NO: M-113

FUNCTION: ENERGIZES TO RELEASE COUNTER WEIGHTED ARM WHICH CLOSES THE DAMPER. REQUIRED FOR HELB ONLY.

SUBMERGENCE: N/A

CHEMICAL SPRAY: N/A

PARAMETER	ENVIRONMENT		DOCUMENTATION REFERENCE		QUALIFICATION	OUTSTANDING ITEMS	INTERFACES:
	SPECIFICATION	QUALIFICATION	SPECIFICATION	QUALIFICATION	METHOD		LUGS: EQRR 171 CABLE: EQRR 22
OPERATING TIME	1 HR.	30 DAYS	534	119,164	TEST		
TEMPERATURE (F)	217 (E)	450	85	119,164	TEST		MAINTENANCE REQUIREMENTS: REFERENCE 119, APPENDIX C.
PRESSURE (PSIA)	17.4 (G)	60.7	85	119,164	TEST		
RELATIVE HUMIDITY (%)	100 (E)	100	85	119,164	TEST		
RADIATION	1.16 E6	2.05 E8	85	119,164	TEST		REMARKS: SPECIFIED RADIATION IS FOR HELB.
AGING	40 YRS.	40 YRS.	N/A	119,164	TEST & ANAL.		

DEFICIENCY RESOLUTION:

FACILITY: LGS UNIT: 1 DOCKET: 50-352 EQRR: 142

PREPARED BY: RDC DATE: 07/28/83 REVISION DATE: 12/28/83

REVIEWED BY: FMV DATE: 12/28/83

SYSTEM: ECCS PUMP ROOM HVAC

PLANT ID: SV-76-192A

COMPONENT: SOLENOID RELEASE
ASSOC COMP: STEAM FLOODING DAMPER
ASSOC COMP: N/A

MANUFACTU: AUTOMATIC SWITCH COMPANY
ASSOC MANF: AMERICAN WARMING & VENTILATION
ASSOC MANF: N/A

SERVICE: STEAM FLOODING DAMPER BPD-203-29A FOR THE REGENERATIVE HEAT EXCHANGER AREA. NORMALLY DE-ENERGIZED OPEN.

FUNCTION: ENERGIZES TO RELEASE COUNTER WEIGHTED ARM WHICH CLOSES THE DAMPER. REQUIRED FOR HELB ONLY.

ACCY: SPEC: N/A
DEMON: N/A
REF: N/A

MODEL NO.: X8018A4
ASSOC M/N: N/A
ASSOC M/N: N/A

SERIAL NO:
ASSOC S/N: N/A
ASSOC S/N: N/A

LOCATION: ROOM 503

RACK/PANEL: N/A

ASSOC. DWG: LOC: M-1069
P&ID: M-76

P.O. NO: M-113

SUBMERGENCE: N/A

CHEMICAL SPRAY: N/A

PARAMETER	ENVIRONMENT		DOCUMENTATION REFERENCE		QUALIFICATION	OUTSTANDING ITEMS	INTERFACES: LUGS: EQRR 171 CABLE: EQRR 22
	SPECIFICATION	QUALIFICATION	SPECIFICATION	QUALIFICATION	METHOD		
OPERATING TIME	1 HR.	30 DAYS	534	119,164	TEST		
TEMPERATURE (F)	214 (F)	450	85	119,164	TEST		MAINTENANCE REQUIREMENTS: REFERENCE 119, APPENDIX C.
PRESSURE (PSIA)	17.3 (G)	60.7	85	119,164	TEST		
RELATIVE HUMIDITY (%)	100 (F)	100	85	119,164	TEST		
RADIATION	1.18 E6	2.05 E8	85	119,164	TEST		REMARKS: SPECIFIED RADIATION IS FOR HELB.
AGING	40 YRS.	40 YRS.	N/A	119,164	TEST & ANAL.		

DEFICIENCY RESOLUTION:

FACILITY: LGS UNIT: 1 DOCKET: 50-352 EQRR: 142
PREPARED BY: RDC DATE: 07/28/83 REVISION DATE: 12/28/83
REVIEWED BY: FMV DATE: 12/28/83

SYSTEM: ECCS PUMP ROOM HVAC
ACCY: SPEC: N/A
DEMON: N/A
REF: N/A
LOCATION: ROOM 503

PLANT ID: SV-76-192B
RACK/PANEL: N/A

COMPONENT: SOLENOID RELEASE
MODEL NO.: X8018A4
ASSOC COMP: STEAM FLOODING DAMPER
ASSOC M/N: N/A
ASSOC. DWG: LOC: M-1069
ASSOC COMP: N/A
ASSOC M/N: N/A
P&ID: M-76

MANUFACTU: AUTOMATIC SWITCH COMPANY
SERIAL NO:
ASSOC MANF: AMERICAN WARMING & VENTILATION
ASSOC S/N: N/A
ASSOC MANF: N/A
ASSOC S/N: N/A

SERVICE: STEAM FLOODING DAMPER BPD-203-29B FOR THE REGENERATIVE HEAT EXCHANGER AREA. NORMALLY DE-ENERGIZED OPEN.
P.O. NO: M-113

FUNCTION: ENERGIZES TO RELEASE COUNTER WEIGHTED ARM WHICH CLOSES THE DAMPER. REQUIRED FOR HELB ONLY.
SUBMERGENCE: N/A

CHEMICAL SPRAY: N/A

PARAMETER	ENVIRONMENT		DOCUMENTATION REFERENCE		QUALIFICATION	OUTSTANDING ITEMS	INTERFACES: LUGS: EQRR 171 CABLE: EQRR 22
	SPECIFICATION	QUALIFICATION	SPECIFICATION	QUALIFICATION	METHOD		
OPERATING TIME	1 HR.	30 DAYS	534	119,164	TEST		
TEMPERATURE (F)	214 (F)	450	85	119,164	TEST		MAINTENANCE REQUIREMENTS: REFERENCE 119, APPENDIX C.
PRESSURE (PSIA)	17.3 (G)	60.7	85	119,164	TEST		
RELATIVE HUMIDITY (%)	100 (F)	100	85	119,164	TEST		
RADIATION	1.18 E6	2.05 E8	85	119,164	TEST		REMARKS: SPECIFIED RADIATION IS FOR HELB.
AGING	40 YRS.	40 YRS.	N/A	119,164	TEST & ANAL.		

DEFICIENCY RESOLUTION:

FACILITY: LGS UNIT: 1 DOCKET: 50-352 EQRR: 142

PREPARED BY: RDC DATE: 07/28/83 REVISION DATE: 12/28/83

REVIEWED BY: FMV DATE: 12/28/83

SYSTEM: ECCS PUMP ROOM HVAC

ACCY: SPEC: N/A
DEMON: N/A
REF: N/A

LOCATION: ROOM 505

PLANT ID: SV-76-194A

RACK/PANEL: N/A

COMPONENT: SOLENOID RELEASE
ASSOC COMP: STEAM FLOODING DAMPER
ASSOC COMP: N/A

MODEL NO.: X8018A4
ASSOC M/N: N/A
ASSOC M/N: N/A

ASSOC. DWG: LOC: M-1085
P&ID: M-76

MANUFACTU: AUTOMATIC SWITCH COMPANY
ASSOC MANF: AMERICAN WARMING & VENTILATION
ASSOC MANF: N/A

SERIAL NO:
ASSOC S/N: N/A
ASSOC S/N: N/A

SERVICE: STEAM FLOODING DAMPER BPD-203-31A FOR THE NON-REGENERATIVE HEAT EXCHANGER ROOM. NORMALLY DE-ENERGIZED OPEN.

P.O. NO: M-113

FUNCTION: ENERGIZES TO RELEASE COUNTER WEIGHTED ARM WHICH CLOSES THE DAMPER. REQUIRED FOR HELB ONLY.

SUBMERGENCE: N/A

CHEMICAL SPRAY: N/A

PARAMETER	ENVIRONMENT		DOCUMENTATION REFERENCE		QUALIFICATION	OUTSTANDING ITEMS	INTERFACES: LUGS: EQRR 171 CABLE: EQRR 22
	SPECIFICATION	QUALIFICATION	SPECIFICATION	QUALIFICATION	METHOD		
OPERATING TIME	1 HR.	30 DAYS	534	119,164	TEST		
TEMPERATURE (F)	217 (D)	450	85	119,164	TEST		MAINTENANCE REQUIREMENTS: REFERENCE 119, APPENDIX C.
PRESSURE (PSIA)	17.4 (G)	60.7	85	119,164	TEST		
RELATIVE HUMIDITY (%)	100 (D)	100	85	119,164	TEST		
RADIATION	4.02 E5	2.05 E8	85	119,164	TEST		REMARKS: SPECIFIED RADIATION IS FOR HELB.
AGING	40 YRS.	40 YRS.	N/A	119,164	TEST & ANAL.		

DEFICIENCY RESOLUTION:

PREPARED BY: RDC DATE: 07/28/83 REVISION DATE: 12/28/83

FACILITY: LGS UNIT: 1 DOCKET: 50-352 EQRR: 142

REVIEWED BY: FMV DATE: 12/28/83

SYSTEM: ECCS PUMP ROOM HVAC

ACCY: SPEC: N/A
DEMON: N/A
REF: N/A

LOCATION: ROOM 505

PLANT ID: SV-76-194B

RACK/PANEL: N/A

COMPONENT: SOLENOID RELEASE
ASSOC COMP: STEAM FLOODING DAMPER
ASSOC COMP: N/A

MODEL NO.: X8018A4
ASSOC M/N: N/A
ASSOC M/N: N/A

ASSOC. DNG: LOC: M-1085
P&ID: M-76

MANUFACTU: AUTOMATIC SWITCH COMPANY
ASSOC MANF: AMERICAN WARMING & VENTILATION
ASSOC MANF: N/A

SERIAL NO:
ASSOC S/N: N/A
ASSOC S/N: N/A

SERVICE: STEAM FLOODING DAMPER BPD-203-31B FOR THE NON-REGENERATIVE HEAT EXCHANGER ROOM. NORMALLY DE-ENERGIZED OPEN.

P.O. NO: M-113

FUNCTION: ENERGIZES TO RELEASE COUNTER WEIGHTED ARM WHICH CLOSES THE DAMPER. REQUIRED FOR HELB ONLY.

SUBMERGENCE: N/A

CHEMICAL SPRAY: N/A

PARAMETER	ENVIRONMENT		DOCUMENTATION REFERENCE		QUALIFICATION	OUTSTANDING ITEMS	INTERFACES: LUGS: EQRR 171 CABLE: EQRR 22
	SPECIFICATION	QUALIFICATION	SPECIFICATION	QUALIFICATION	METHOD		
OPERATING TIME	1 HR.	30 DAYS	534	119,164	TEST		
TEMPERATURE (F)	217 (D)	450	85	119,164	TEST		MAINTENANCE REQUIREMENTS: REFERENCE 119, APPENDIX C.
PRESSURE (PSIA)	17.4 (G)	60.7	85	119,164	TEST		
RELATIVE HUMIDITY (%)	100 (D)	100	85	119,164	TEST		
RADIATION	4.02 E5	2.05 E8	85	119,164	TEST		REMARKS: SPECIFIED RADIATION IS FOR HELB.
AGING	40 YRS.	40 YRS.	N/A	119,164	TEST & ANAL.		

DEFICIENCY RESOLUTION:

FACILITY: LGS UNIT: 1 DOCKET: 50-352 EQRR: 142

PREPARED BY: RDC DATE: 07/28/83 REVISION DATE: 12/28/83

REVIEWED BY: FMV DATE: 12/28/83

SYSTEM: ECCS PUMP ROOM HVAC

PLANT ID: SV-76-195A

COMPONENT: SOLENOID RELEASE
ASSOC COMP: STEAM FLOODING DAMPER
ASSOC COMP: N/A

MANUFACTU: AUTOMATIC SNITCH COMPANY
ASSOC MANF: AMERICAN WARMING & VENTILATION
ASSOC MANF: N/A

SERVICE: STEAM FLOODING DAMPER BFD-203-37A FOR THE PIPE PENETRATION AREA, ELEVATION 217. NORMALLY DE-ENERGIZED OPEN.

FUNCTION: ENERGIZES TO RELEASE COUNTER WEIGHTED ARM WHICH CLOSES THE DAMPER. REQUIRED FOR HELB ONLY.

ACCY: SPEC: N/A
DEMON: N/A
REF: N/A

MODEL NO.: X8018A4
ASSOC M/N: N/A
ASSOC M/N: N/A

SERIAL NO:
ASSOC S/N: N/A
ASSOC S/N: N/A

LOCATION: ROOM 309

RACK/PANEL: N/A

ASSOC. DWG: LOC: M-1091
P&ID: M-76

P.O. NO: M-113

SUBMERGENCE: N/A

CHEMICAL SPRAY: N/A

PARAMETER	ENVIRONMENT		DOCUMENTATION REFERENCE		QUALIFICATION	OUTSTANDING ITEMS	INTERFACES: LUGS: EQRR 171 CABLE: EQRR 22
	SPECIFICATION	QUALIFICATION	SPECIFICATION	QUALIFICATION	METHOD		
OPERATING TIME	1 HR.	30 DAYS	534	119,164	TEST		
TEMPERATURE (F)	264 (C)	450	85	119,164	TEST		MAINTENANCE REQUIREMENTS: REFERENCE 1.9, APPENDIX C.
PRESSURE (PSIA)	16.1 (C)	60.7	85	119,164	TEST		
RELATIVE HUMIDITY (%)	100 (C)	100	85	119,164	TEST		
RADIATION	8.74 E5	2.05 E8	85	119,164	TEST		REMARKS: SPECIFIED RADIATION IS FOR HELB.
AGING	40 YRS.	40 YRS.	N/A	119,164	TEST & ANAL.		

DEFICIENCY RESOLUTION:

FACILITY: LGS UNIT: 1 DOCKET: 50-352 EQRR: 142
PREPARED BY: RDC DATE: 07/28/83 REVISION DATE: 12/28/83
REVIEWED BY: FMV DATE: 12/28/83

SYSTEM: ECCS PUMP ROOM HVAC
PLANT ID: SV-76-195B
COMPONENT: SOLENOID RELEASE
ASSOC COMP: STEAM FLOODING DAMPER
ASSOC COMP: N/A
MANUFACTU: AUTOMATIC SWITCH COMPANY
ASSOC MANF: AMERICAN WARMING & VENTILATION
ASSOC MANF: N/A

ACCY:SPEC: N/A
DEMON: N/A
REF: N/A
MODEL NO.: X8018A4
ASSOC M/N: N/A
ASSOC M/N: N/A
SERIAL NO:
ASSOC S/N: N/A
ASSOC S/N: N/A

LOCATION: ROOM 309
RACK/PANEL: N/A
ASSOC. DWG: LOC: M-1091
P&ID: M-76

SERVICE: STEAM FLOODING DAMPER BPD-203-37B FOR THE PIPE PENETRATION AREA, ELEVATION 217. NORMALLY DE-ENERGIZED OPEN.

FUNCTION: ENERGIZES TO RELEASE COUNTER WEIGHTED ARM WHICH CLOSES THE DAMPER. REQUIRED FOR HELB ONLY.

P.O. NO: M-113

SUBMERGENCE: N/A

CHEMICAL SPRAY: N/A

PARAMETER	ENVIRONMENT		DOCUMENTATION REFERENCE		QUALIFICATION	OUTSTANDING ITEMS	INTERFACES:
	SPECIFICATION	QUALIFICATION	SPECIFICATION	QUALIFICATION	METHOD		LUGS: EQRR 171 CABLE: EQRR 22
OPERATING TIME	1 HR.	30 DAYS	534	119,164	TEST		
TEMPERATURE (F)	264 (C)	450	85	119,164	TEST		MAINTENANCE REQUIREMENTS: REFERENCE 119, APPENDIX C.
PRESSURE (PSIA)	16.1 (C)	60.7	85	119,164	TEST		
RELATIVE HUMIDITY (%)	100 (C)	100	85	119,164	TEST		
RADIATION	8.74 E5	2.05 E8	85	119,164	TEST		REMARKS: SPECIFIED RADIATION IS FOR HELB.
AGING	40 YRS.	40 YRS.	N/A	119,164	TEST & ANAL.		

DEFICIENCY RESOLUTION:

FACILITY: LGS UNIT: 1 DOCKET: 50-352 EQRR: 142

PREPARED BY: RDC DATE: 07/28/83 REVISION DATE: 12/28/83

REVIEWED BY: FMV DATE: 12/28/83

SYSTEM: ECCS PUMP ROOM HVAC

PLANT ID: SV-76-196A

COMPONENT: SOLENOID RELEASE
ASSOC COMP: STEAM FLOODING DAMPER
ASSOC COMP: N/A

MANUFACTU: AUTOMATIC SWITCH COMPANY
ASSOC MANF: AMERICAN WARMING & VENTILATION
ASSOC MANF: N/A

SERVICE: STEAM FLOODING DAMPER BPD-203-38A FOR THE PUPE PENETRATION AREA, ELEVATION 217. NORMALLY DE-ENERGIZED OPEN.

FUNCTION: ENERGIZES TO RELEASE COUNTER WEIGHTED ARM WHICH CLOSES THE DAMPER. REQUIRED FOR HELB ONLY.

ACCY: SPEC: N/A
DEMON: N/A
REF: N/A

MODEL NO.: X8018A4
ASSOC M/N: N/A
ASSOC M/N: N/A

SERIAL NO:
ASSOC S/N: N/A
ASSOC S/N: N/A

LOCATION: ROOM 304

RACK/PANEL: N/A

ASSOC. DWG: LOC: M-1091
P&ID: M-76

P.O. NO: M-113

SUBMERGENCE: N/A

CHEMICAL SPRAY: N/A

PARAMETER	ENVIRONMENT		DOCUMENTATION REFERENCE		QUALIFICATION	OUTSTANDING ITEMS	INTERFACES:
	SPECIFICATION	QUALIFICATION	SPECIFICATION	QUALIFICATION	METHOD		LUGS: EQRR 171 CABLE: EQRR 22
OPERATING TIME	1 HR.	30 DAYS	534	119,164	TEST		
TEMPERATURE (F)	115	450	85	119,164	TEST		MAINTENANCE REQUIREMENTS: REFERENCE 119, APPENDIX C.
PRESSURE (PSIA)	14.7	60.7	85	119,164	TEST		
RELATIVE HUMIDITY (%)	90	100	85	119,164	TEST		
RADIATION	2.53 E4	2.05 E8	85	119,164	TEST		REMARKS: SPECIFIED RADIATION IS FOR HELB.
AGING	40 YRS.	40 YRS.	N/A	119,164	TEST & ANAL.		

DEFICIENCY RESOLUTION:

PREPARED BY: RDC DATE: 07/28/83 REVISION DATE: 12/28/83

FACILITY: LGS UNIT: 1 DOCKET: 50-352 EQRR: 142

REVIEWED BY: FMV DATE: 12/28/83

SYSTEM: ECCS PUMP ROOM HVAC

PLANT ID: SV-76-196B

COMPONENT: SOLENOID RELEASE
ASSOC COMP: STEAM FLOODING DAMPER
ASSOC COMP: N/A

MANUFACTU: AUTOMATIC SNITCH COMPANY
ASSOC MANF: AMERICAN WARMING & VENTILATION
ASSOC MANF: N/A

SERVICE: STEAM FLOODING DAMPER BPD-203-38B FOR THE PUPE PENETRATION AREA, ELEVATION 217. NORMALLY DE-ENERGIZED OPEN.

FUNCTION: ENERGIZES TO RELEASE COUNTER WEIGHTED ARM WHICH CLOSES THE DAMPER. REQUIRED FOR HELB ONLY.

ACCY:SPEC: N/A
DEMON: N/A
REF: N/A

MODEL NO.: X8018A4
ASSOC M/N: N/A
ASSOC M/N: N/A

SERIAL NO:
ASSOC S/N: N/A
ASSOC S/N: N/A

LOCATION: ROOM 304

RACK/PANEL: N/A

ASSOC. DNG: LOC: M-1091
PSID: M-76

P.O. NO: M-113

SUBMERGENCE: N/A

CHEMICAL SPRAY: N/A

PARAMETER	ENVIRONMENT		DOCUMENTATION REFERENCE		QUALIFICATION	OUTSTANDING ITEMS	INTERFACES: LUGS: EQRR 171 CABLE: EQRR 22
	SPECIFICATION	QUALIFICATION	SPECIFICATION	QUALIFICATION	METHOD		
OPERATING TIME	1 HR.	30 DAYS	534	119,164	TEST		
TEMPERATURE (F)	115	450	85	119,164	TEST		MAINTENANCE REQUIREMENTS: REFERENCE 119, APPENDIX C.
PRESSURE (PSIA)	14.7	60.7	85	119,164	TEST		
RELATIVE HUMIDITY (%)	90	100	85	119,164	TEST		
RADIATION	2.58 E4	2.05 E8	85	119,164	TEST		REMARKS: SPECIFIED RADIATION IS FOR HELB.
AGING	40 YRS.	40 YRS.	N/A	119,164	TEST & ANAL.		

DEFICIENCY RESOLUTION:

FACILITY: LGS UNIT: 1 DOCKET: 50-352 EQRR: 142

PREPARED BY: RDC DATE: 07/28/83 REVISION DATE: 12/28/83

REVIEWED BY: FMV DATE: 12/28/83

SYSTEM: ECCS PUMP ROOM HVAC

PLANT ID: SV-76-197A

COMPONENT: SOLENOID RELEASE
ASSOC COMP: STEAM FLOODING DAMPER
ASSOC COMP: N/A

MANUFACTU: AUTOMATIC SMITCH COMPANY
ASSOC MANF: AMERICAN WARMING & VENTILATION
ASSOC MANF: N/A

SERVICE: STEAM FLOODING DAMPER BPD-203-39A FOR THE PUPE PENETRATION AREA, ELEVATION 217. NORMALLY DE-ENERGIZED OPEN.

FUNCTION: ENERGIZES TO RELEASE COUNTER WEIGHTED ARM WHICH CLOSES THE DAMPER. REQUIRED FOR HELB ONLY.

ACCY: SPEC: N/A
DEMON: N/A
REF: N/A

MODEL NO.: X8018A4
ASSOC M/N: N/A
ASSOC M/N: N/A

SERIAL NO:
ASSOC S/N: N/A
ASSOC S/N: N/A

LOCATION: ROOM 304

RACK/PANEL: N/A

ASSOC. DWG: LOC: M-1091
P&ID: M-76

P.O. NO: M-113

SUBMERGENCE: N/A

CHEMICAL SPRAY: N/A

PARAMETER	ENVIRONMENT		DOCUMENTATION REFERENCE		QUALIFICATION	OUTSTANDING ITEMS	INTERFACES: LUGS: EQRR 171 CABLE: EQRR 22
	SPECIFICATION	QUALIFICATION	SPECIFICATION	QUALIFICATION	METHOD		
OPERATING TIME	1 HR.	30 DAYS	534	119,164	TEST		
TEMPERATURE (F)	115	450	85	119,164	TEST		MAINTENANCE REQUIREMENTS: REFERENCE 119, APPENDIX C.
PRESSURE (PSIA)	14.7	60.7	85	119,164	TEST		
RELATIVE HUMIDITY (%)	90	100	85	119,164	TEST		
RADIATION	2.58 E4	2.05 E8	85	119,164	TEST		REMARKS: SPECIFIED RADIATION IS FOR HELB.
AGING	40 YRS.	40 YRS.	N/A	119,164	TEST & ANAL.		

DEFICIENCY RESOLUTION:

FACILITY: LGS UNIT: 1 DOCKET: 50-352 EQRR: 142

PREPARED BY: RDC DATE: 07/28/83 REVISION DATE: 12/28/83

REVIEWED BY: FMV DATE: 12/28/83

SYSTEM: ECCS PUMP ROOM HVAC

PLANT ID: SV-76-197B

COMPONENT: SOLENOID RELEASE
ASSOC COMP: STEAM FLOODING DAMPER
ASSOC COMP: N/A

MANUFACTU: AUTOMATIC SWITCH COMPANY
ASSOC MANF: AMERICAN WARMING & VENTILATION
ASSOC MANF: N/A

SERVICE: STEAM FLOODING DAMPER BPD-203-39B FOR THE PIPE PENETRATION AREA, ELEVATION 217. NORMALLY DE-ENERGIZED OPEN.

FUNCTION: ENERGIZES TO RELEASE COUNTER WEIGHTED ARM WHICH CLOSES THE DAMPER. REQUIRED FOR HELB ONLY.

ACCY: SPEC: N/A
DEMON: N/A
REF: N/A

MODEL NO.: X8018A4
ASSOC M/N: N/A
ASSOC M/N: N/A

SERIAL NO:
ASSOC S/N: N/A
ASSOC S/N: N/A

LOCATION: ROOM 307

RACK/PANEL: N/A

ASSOC. DWG: LOC: M-1075
P&ID: M-76

P.O. NO: M-113

SUBMERGENCE: N/A

CHEMICAL SPRAY: N/A

PARAMETER	ENVIRONMENT		DOCUMENTATION REFERENCE		QUALIFICATION	OUTSTANDING ITEMS	INTERFACES:
	SPECIFICATION	QUALIFICATION	SPECIFICATION	QUALIFICATION	METHOD		LUGS: EQRR 171 CABLE: EQRR 22
OPERATING TIME	1 HR.	30 DAYS	§34	119,164	TEST		
TEMPERATURE (F)	264 (C)	450	85	119,164	TEST		MAINTENANCE REQUIREMENTS: REFERENCE 119, APPENDIX C.
PRESSURE (PSIA)	16.1 (C)	60.7	85	119,164	TEST		
RELATIVE HUMIDITY (%)	100 (C)	100	85	119,164	TEST		
RADIATION	8.74 E5	2.05 E8	85	119,164	TEST		REMARKS: SPECIFIED RADIATION IS FOR HELB.
AGING	40 YRS.	40 YRS.	N/A	119,164	TEST & ANAL.		

DEFICIENCY RESOLUTION:

FACILITY: LGS UNIT: 1 DOCKET: 50-352 EQRR: 142

PREPARED BY: RDC DATE: 07/26/83 REVISION DATE: 12/28/83

REVIEWED BY: FMV DATE: 12/28/83

SYSTEM: ECCS PUMP ROOM HVAC

PLANT ID: SV-76-198A

COMPONENT: SOLENOID RELEASE
ASSOC COMP: STEAM FLOODING DAMPER
ASSOC COMP: N/A

MANUFACTU: AUTOMATIC SWITCH COMPANY
ASSOC MANF: AMERICAN WARMING & VENTILATION
ASSOC MANF: N/A

SERVICE: STEAM FLOODING DAMPER BPD-203-42A FOR THE NON-REGENERATIVE HEAT EXCHANGER ROOM. NORMALLY DE-ENERGIZED OPEN.

FUNCTION: ENERGIZES TO RELEASE COUNTER WEIGHTED ARM WHICH CLOSES THE DAMPER. REQUIRED FOR HELB ONLY.

ACCY: SPEC: N/A
DEMON: N/A
REF: N/A

MODEL NO.: X8018A4
ASSOC M/N: N/A
ASSOC M/N: N/A

SERIAL NO:
ASSOC S/N: N/A
ASSOC S/N: N/A

LOCATION: ROOM 505

RACK/PANEL: N/A

ASSOC. DWG: LOC: M-1085
P&ID: M-76

P.O. NO: M-113

SUBMERGENCE: N/A

CHEMICAL SPRAY: N/A

PARAMETER	ENVIRONMENT		DOCUMENTATION REFERENCE		QUALIFICATION	OUTSTANDING ITEMS	INTERFACES:
	SPECIFICATION	QUALIFICATION	SPECIFICATION	QUALIFICATION	METHOD		LUGS: EQRR 171 CABLE: EQRR 22
OPERATING TIME	1 HR.	30 DAYS	534	119,164	TEST		
TEMPERATURE (F)	217 (D)	450	85	119,164	TEST		MAINTENANCE REQUIREMENTS: REFERENCE 119, APPENDIX C.
PRESSURE (PSIA)	17.4 (G)	60.7	85	119,164	TEST		
RELATIVE HUMIDITY (%)	100 (D)	100	85	119,164	TEST		
RADIATION	4.02 E5	2.05 E8	85	119,164	TEST		REMARKS: SPECIFIED RADIATION IS FOR HELB.
AGING	40 YRS.	40 YRS.	N/A	119,164	TEST & ANAL.		

DEFICIENCY RESOLUTION:

PREPARED BY: RDC DATE: 07/28/83 REVISION DATE: 12/28/83

FACILITY: LGS UNIT: 1 DOCKET: 50-352 EQRR: 142

REVIEWED BY: FMV DATE: 12/28/83

SYSTEM: ECCS PUMP ROOM HVAC

PLANT ID: SV-76-198B

COMPONENT: SOLENOID RELEASE
ASSOC COMP: STEAM FLOODING DAMPER
ASSOC COMP: N/A

MANUFACTU: AUTOMATIC SWITCH COMPANY
ASSOC MANF: AMERICAN WARMING & VENTILATION
ASSOC MANF: N/A

SERVICE: STEAM FLOODING DAMPER BPD-203-42B FOR THE NON-REGENERATIVE HEAT EXCHANGER ROOM. NORMALLY DE-ENERGIZED OPEN.

FUNCTION: ENERGIZES TO RELEASE COUNTER WEIGHTED ARM WHICH CLOSES THE DAMPER. REQUIRED FOR HELB ONLY.

ACCY: SPEC: N/A
DEMON: N/A
REF: N/A

MODEL NO.: X8018A4
ASSOC M/N: N/A
ASSOC M/N: N/A

SERIAL NO:
ASSOC S/N: N/A
ASSOC S/N: N/A

LOCATION: ROOM 505

RACK/PANEL: N/A

ASSOC. DWG: LOC: M-1085
P&ID: M-76

P.O. NO: M-113

SUBMERGENCE: N/A

CHEMICAL SPRAY: N/A

PARAMETER	ENVIRONMENT		DOCUMENTATION REFERENCE		QUALIFICATION	OUTSTANDING ITEMS	INTERFACES: LUGS: EQRR 171 CABLE: EQRR 22
	SPECIFICATION	QUALIFICATION	SPECIFICATION	QUALIFICATION	METHOD		
OPERATING TIME	1 HR.	30 DAYS	534	119,164	TEST		
TEMPERATURE (F)	217 (D)	450	85	119,164	TEST		MAINTENANCE REQUIREMENTS: REFERENCE 119, APPENDIX C.
PRESSURE (PSIA)	17.4 (G)	60.7	85	119,164	TEST		
RELATIVE HUMIDITY (%)	100 (D)	100	85	119,164	TEST		
RADIATION	4.02 E5	2.05 E8	85	119,164	TEST		REMARKS: SPECIFIED RADIATION IS FOR HELB.
AGING	40 YRS.	40 YRS.	N/A	119,164	TEST & ANAL.		

DEFICIENCY RESOLUTION:

FACILITY: LGS UNIT: 1 DOCKET: 50-352 EQRR: 142

PREPARED BY: RDC DATE: 07/28/83 REVISION DATE: 12/28/83

REVIEWED BY: FMV DATE: 12/28/83

SYSTEM: ECCS PUMP ROOM HVAC

PLANT ID: SV-76-199A

COMPONENT: SOLENOID RELEASE
ASSOC COMP: STEAM FLOODING DAMPER
ASSOC COMP: N/A

MANUFACTU: AUTOMATIC SWITCH COMPANY
ASSOC MANF: AMERICAN WARMING & VENTILATION
ASSOC MANF: N/A

SERVICE: STEAM FLOODING DAMPER BPD-203-43A FOR THE STEAM VENT TUNNEL. NORMALLY DE-ENERGIZED OPEN.

FUNCTION: ENERGIZES TO RELEASE COUNTER WEIGHTED ARM WHICH CLOSES THE DAMPER. REQUIRED FOR HELB ONLY.

ACCY: SPEC: N/A
DEMON: N/A
REF: N/A

MODEL NO.: X8018A4
ASSOC M/N: N/A
ASSOC M/N: N/A

SERIAL NO:
ASSOC S/N: N/A
ASSOC S/N: N/A

LOCATION: ROOM 522

RACK/PANEL: N/A

ASSOC. DWG: LOC: M-1080
P&ID: M-76

P.O. NO: M-113

SUBMERGENCE: N/A

CHEMICAL SPRAY: N/A

PARAMETER	ENVIRONMENT		DOCUMENTATION REFERENCE		QUALIFICATION	OUTSTANDING ITEMS	INTERFACES: LUGS: EQRR 171 CABLE: EQRR 22
	SPECIFICATION	QUALIFICATION	SPECIFICATION	QUALIFICATION	METHOD		
OPERATING TIME	1 HR.	30 DAYS	534	119,164	TEST		
TEMPERATURE (F)	210 (F)	450	85	119,164	TEST		MAINTENANCE REQUIREMENTS: REFERENCE 119, APPENDIX C.
PRESSURE (PSIA)	17.4 (G)	60.7	85	119,164	TEST		
RELATIVE HUMIDITY (%)	100 (G)	100	85	119,164	TEST		
RADIATION	1.28 E6	2.05 E8	85	119,164	TEST		REMARKS: SPECIFIED RADIATION IS FOR HELB.
AGING	40 YRS.	40 YRS.	N/A	119,164	TEST & ANAL.		

DEFICIENCY RESOLUTION:

FACILITY: LGS UNIT: 1 DOCKET: 50-352 EQRR: 142
PREPARED BY: RDC DATE: 07/28/83 REVISION DATE: 12/28/83
REVIEWED BY: FMV DATE: 12/28/83

SYSTEM: ECCS PUMP ROOM HVAC
PLANT ID: SV-76-199B
COMPONENT: SOLENOID RELEASE
ASSOC COMP: STEAM FLOODING DAMPER
ASSOC COMP: N/A
MANUFACTU: AUTOMATIC SWITCH COMPANY
ASSOC MANF: AMERICAN WARMING & VENTILATION
ASSOC MANF: N/A

ACCY: SPEC: N/A
DEMON: N/A
REF: N/A
MODEL NO.: X8018A4
ASSOC M/N: N/A
ASSOC M/N: N/A
SERIAL NO:
ASSOC S/N: N/A
ASSOC S/N: N/A

LOCATION: ROOM 522
RACK/PANEL: N/A
ASSOC. DWG: LOC: M-1080
P&ID: M-76

SERVICE: STEAM FLOODING DAMPER BPD-203-43B FOR THE STEAM VENT TUNNEL. NORMALLY DE-ENERGIZED OPEN.

P.O. NO: M-113

FUNCTION: ENERGIZES TO RELEASE COUNTER WEIGHTED ARM WHICH CLOSES THE DAMPER. REQUIRED FOR HELB ONLY.

SUBMERGENCE: N/A

CHEMICAL SPRAY: N/A

PARAMETER	ENVIRONMENT		DOCUMENTATION REFERENCE		QUALIFICATION	OUTSTANDING ITEMS	INTERFACES: LUGS: EQRR 171 CABLE: EQRR 22
	SPECIFICATION	QUALIFICATION	SPECIFICATION	QUALIFICATION	METHOD		
OPERATING TIME	1 HR.	30 DAYS	534	119,164	TEST		
TEMPERATURE (F)	210 (F)	450	85	119,164	TEST		MAINTENANCE REQUIREMENTS: REFERENCE 119, APPENDIX C.
PRESSURE (PSIA)	17.4 (G)	60.7	85	119,164	TEST		
RELATIVE HUMIDITY (%)	100 (G)	100	85	119,164	TEST		
RADIATION	1.28 E6	2.05 E8	85	119,164	TEST		REMARKS: SPECIFIED RADIATION IS FOR HELB.
AGING	40 YRS.	40 YRS.	N/A	119,164	TEST & ANAL.		

DEFICIENCY RESOLUTION:

FACILITY: LGS UNIT: 1 DOCKET: 50-352 EQRR: 182
PREPARED BY: RDC DATE: 06/08/83 REVISION DATE: 01/04/84
REVIEWED BY: FMV DATE: 01/04/84

SYSTEM: ECCS PUMP ROOM HVAC
ACCY: SPEC: +/-.45@32F;+/-1.68@200F
DEMON: -.1%@32F;+/-.07%@212F
REF: 105,P-46
LOCATION: ROOM 108
RACK/PANEL: N/A

PLANT ID: TE-76-121A

COMPONENT: TEMPERATURE ELEMENT
ASSOC COMP: N/A
ASSOC COMP: N/A
MODEL NO.: S9322
ASSOC M/N: N/A
ASSOC M/N: N/A
ASSOC. DWG: LOC: M-1081
P&ID: M-76

MANUFACTU: MINCO
ASSOC MANF: N/A
ASSOC MANF: N/A
SERIAL NO: N/A
ASSOC S/N: N/A
ASSOC S/N: N/A

SERVICE: RCIC PUMP COMPARTMENT UNIT COOLER 1AV208.

P.O. NO: M-066

FUNCTION: PROVIDES SIGNAL TO TIT-76-121A FOR CONTROL OF ASSOCIATED UNIT COOLER.

SUBMERGENCE: N/A

CHEMICAL SPRAY: N/A

PARAMETER	ENVIRONMENT		DOCUMENTATION REFERENCE		QUALIFICATION	OUTSTANDING ITEMS	INTERFACES:
	SPECIFICATION	QUALIFICATION	SPECIFICATION	QUALIFICATION	METHOD		CABLE: EQRR 22
OPERATING TIME	6 HRS.	180 DAYS	78,544	105,605	TEST & ANAL.		
TEMPERATURE (F)	115	255	85	105	TEST		MAINTENANCE REQUIREMENTS: REFERENCE 105 PAGE 7A, REV. 3.
PRESSURE (PSIA)	14.7	32.7	85	105	TEST		
RELATIVE HUMIDITY (%)	90	100	85	105	TEST		
RADIATION	5.26 E5	6.00 E7	85	105	TEST		REMARKS: SPECIFIED TEMP, PRESS AND RH ARE FOR LOCA. RADIATION IS FOR HELB.
AGING	40 YRS.	24 YRS.	N/A	105	TEST & ANAL.		

DEFICIENCY RESOLUTION:

FACILITY: LGS UNIT: 1 DOCKET: 50-352 EQRR: 182

PREPARED BY: RDC DATE: 06/08/83 REVISION DATE: 01/04/84

REVIEWED BY: FMV DATE: 01/04/84

SYSTEM: ECCS PUMP ROOM HVAC

ACCY: SPEC: +/-.45@32F;+/-1.68@200F
DEMON: -.1%@32F;+/-.07%@212F
REF: 105,P-46

LOCATION: ROOM 108

RACK/PANEL: N/A

PLANT ID: TE-76-121B

COMPONENT: TEMPERATURE ELEMENT
ASSOC COMP: N/A
ASSOC COMP: N/A

MODEL NO.: S9322
ASSOC M/N: N/A
ASSOC M/N: N/A

ASSOC. DWG: LOC: M-1081
P&ID: M-76

MANUFACTU: MINCO
ASSOC MANF: N/A
ASSOC MANF: N/A

SERIAL NO: N/A
ASSOC S/N: N/A
ASSOC S/N: N/A

SERVICE: RCIC PUMP COMPARTMENT UNIT COOLER 1BV208.

P.O. NO: M-066

FUNCTION: PROVIDES SIGNAL TO TIT-76-121B FOR CONTROL OF ASSOCIATED UNIT COOLER.

SUBMERGENCE: N/A

CHEMICAL SPRAY: N/A

PARAMETER	ENVIRONMENT		DOCUMENTATION REFERENCE		QUALIFICATION	OUTSTANDING ITEMS	INTERFACES: CABLE: EQRR 22
	SPECIFICATION	QUALIFICATION	SPECIFICATION	QUALIFICATION	METHOD		
OPERATING TIME	6 HRS.	180 DAYS	78,544	105,605	TEST & ANAL.		
TEMPERATURE (F)	115	255	85	105	TEST		MAINTENANCE REQUIREMENTS: REFERENCE 105 PAGE 7A, REV. 3.
PRESSURE (PSIA)	14.7	32.7	85	105	TEST		
RELATIVE HUMIDITY (%)	90	100	85	105	TEST		
RADIATION	5.26 E5	6.00 E7	85	105	TEST		REMARKS: SPECIFIED TEMP, PRESS AND RH ARE FOR LOCA. RADIATION IS FOR HELB.
AGING	40 YRS.	24 YRS.	N/A	105	TEST & ANAL.		

DEFICIENCY RESOLUTION:

FACILITY: LGS UNIT: 1 DOCKET: 50-352 EQRR: 182

PREPARED BY: RDC DATE: 06/08/83 REVISION DATE: 01/31/84

REVIEWED BY: FMV DATE: 01/31/84

SYSTEM: ECCS PUMP ROOM HVAC

ACCY: SPEC: +/-.45@32F;+/-1.68@200F
DEMON: -.1%@32F;+/-.07%@212F
REF: 105,P-46

LOCATION: ROOM 109

RACK/PANEL: N/A

PLANT ID: TE-76-122A

COMPONENT: TEMPERATURE ELEMENT
ASSOC COMP: N/A
ASSOC COMP: N/A

MODEL NO.: S9322
ASSOC M/N: N/A
ASSOC M/N: N/A

ASSOC. DNG: LOC: M-1081
P&ID: M-76

MANUFACTU: MINCO
ASSOC MANF: N/A
ASSOC MANF: N/A

SERIAL NO: N/A
ASSOC S/N: N/A
ASSOC S/N: N/A

SERVICE: HPCI UPMP COMPARTMENT UNIT COOLER 1AV209.

P.O. NO: M-066

FUNCTION: PROVIDES SIGNAL TO TIT-76-122A FOR CONTROL OF ASSOCIATED UNIT COOLER. REQUIRED FOR ALL HELBS EXCEPT HPCILB.

SUBMERGENCE: N/A

CHEMICAL SPRAY: N/A

PARAMETER	ENVIRONMENT		DOCUMENTATION REFERENCE		QUALIFICATION	OUTSTANDING ITEMS	INTERFACES: CABLE: EQRR 22
	SPECIFICATION	QUALIFICATION	SPECIFICATION	QUALIFICATION	METHOD		
OPERATING TIME	6 HRS.	180 DAYS	78,544	105,605	TEST & ANAL.		
TEMPERATURE (F)	115	255	85	105	TEST		MAINTENANCE REQUIREMENTS: REFERENCE 105 PAGE 7A, REV. 3.
PRESSURE (PSIA)	14.7	32.7	85	105	TEST		
RELATIVE HUMIDITY (%)	90	100	85	105	TEST		
RADIATION	9.35 E5	6.00 E7	85	105	TEST		REMARKS: SPECIFIED RADIATION IS. FOR HELB.
AGING	40 YRS.	24 YRS.	N/A	105	TEST & ANAL.		

DEFICIENCY RESOLUTION:

FACILITY: LGS UNIT: 1 DOCKET: 50-352 EQRR: 182
PREPARED BY: RDC DATE: 06/03/83 REVISION DATE: 01/04/84
REVIEWED BY: FMV DATE: 01/04/84

SYSTEM: ECCS PUMP ROOM HVAC
ACCY: SPEC: +/-.45@32F;+/-1.68@200F
DEMON: -.1%@32F;+/-.07%@212F
REF: 105,P-46
LOCATION: ROOM 109
RACK/PANEL: N/A

PLANT ID: TE-76-122B

COMPONENT: TEMPERATURE ELEMENT
ASSOC COMP: N/A
ASSOC COMP: N/A
MODEL NO.: S9322
ASSOC M/N: N/A
ASSOC M/N: N/A
ASSOC. DWG: LOC: M-1081
P&ID: M-76

MANUFACTU: MINCO
ASSOC MANF: N/A
ASSOC MANF: N/A
SERIAL NO: N/A
ASSOC S/N: N/A
ASSOC S/N: N/A

SERVICE: HPCI PUMP COMPARTMENT UNIT COOLER 1BV209.
P.O. NO: M-066

FUNCTION: PROVIDES SIGNAL TO TIT-76-122B FOR CONTROL OF UNIT COOLER. REQUIRED FOR ALL HELBS EXCEPT HPCILB.
SUBMERGENCE: N/A
CHEMICAL SPRAY: N/A

PARAMETER	ENVIRONMENT		DOCUMENTATION REFERENCE		QUALIFICATION	OUTSTANDING ITEMS	INTERFACES: CABLE: EQRR 22
	SPECIFICATION	QUALIFICATION	SPECIFICATION	QUALIFICATION	METHOD		
OPERATING TIME	6 HRS.	180 DAYS	78,544	105,605	TEST & ANAL.		
TEMPERATURE (F)	115	255	85	105	TEST		MAINTENANCE REQUIREMENTS: REFERENCE 105 PAGE 7A, REV. 3.
PRESSURE (PSIA)	14.7	32.7	85	105	TEST		
RELATIVE HUMIDITY (%)	90	100	85	105	TEST		
RADIATION	9.35 E5	6.00 E7	85	105	TEST		REMARKS: SPECIFIED RADIATION IS FOR HELB.
AGING	40 YRS.	24 YRS.	N/A	105	TEST & ANAL.		

DEFICIENCY RESOLUTION:

FACILITY: LGS UNIT: 1 DOCKET: 50-352 EQRR: 182
PREPARED BY: RDC DATE: 06/08/83 REVISION DATE: 01/04/84
REVIEWED BY: FMV DATE: 01/04/84

SYSTEM: ECCS PUMP ROOM HVAC
ACCY: SPEC: +/-.45@32F;+/-1.68@200F
DEMON: -.1%@32F;+/-.07%@212F
REF: 105,P-46
LOCATION: ROOM 102
RACK/PANEL: N/A

PLANT ID: TE-76-123A

COMPONENT: TEMPERATURE ELEMENT
ASSOC COMP: N/A
ASSOC COMP: N/A
MODEL NO.: S9322
ASSOC M/N: N/A
ASSOC M/N: N/A
ASSOC. DWG: LOC: M-1081
P&ID: M-76

MANUFACTU: MINCO
ASSOC MANF: N/A
ASSOC MANF: N/A
SERIAL NO: N/A
ASSOC S/N: N/A
ASSOC S/N: N/A

SERVICE: RHR PUMP COMPARTMENT UNIT COOLER 1AV210.

P.O. NO: M-066

FUNCTION: PROVIDES SIGNAL TO TIT-76-123A FOR CONTROL OF ASSOCIATED UNIT COOLER. REQUIRED FOR LOCA AND ALL HELBS EXCEPT RHRLB.

SUBMERGENCE: N/A

CHEMICAL SPRAY: N/A

PARAMETER	ENVIRONMENT		DOCUMENTATION REFERENCE		QUALIFICATION	OUTSTANDING ITEMS	INTERFACES:
	SPECIFICATION	QUALIFICATION	SPECIFICATION	QUALIFICATION	METHOD		CABLE: EQRR 22
OPERATING TIME	180 DAYS	180 DAYS	78,544	105,605	TEST & ANAL.		
TEMPERATURE (F)	115	255	85	105	TEST		MAINTENANCE REQUIREMENTS: REFERENCE 105 PAGE 7A, REV. 3.
PRESSURE (PSIA)	14.7	32.7	85	105	TEST		
RELATIVE HUMIDITY (%)	90	100	85	105	TEST		
RADIATION	5.29 E6	6.00 E7	85	105	TEST		REMARKS: SPECIFIED ENVIRONMENTAL PARAMETERS ARE FOR LOCA.
AGING	40 YRS.	24 YRS.	N/A	105	TEST & ANAL.		

DEFICIENCY RESOLUTION:

FACILITY: LGS UNIT: 1 DOCKET: 50-352 EQRR: 182
PREPARED BY: RDC DATE: 06/08/83 REVISION DATE: 01/04/84
REVIEWED BY: FMV DATE: 01/04/84

SYSTEM: ECCS PUMP ROOM HVAC
ACCY: SPEC: +/-.45@32F;+/-1.68@200F
DEMON: -.1%@32F;+/-.07%@212F
REF: 105,P-46
LOCATION: ROOM 103
RACK/PANEL: N/A

PLANT ID: TE-76-123B

COMPONENT: TEMPERATURE ELEMENT
ASSOC COMP: N/A
ASSOC COMP: N/A
MODEL NO.: S9322
ASSOC M/N: N/A
ASSOC M/N: N/A
ASSOC. DWG: LOC: M-1089
P&ID: M-76

MANUFACTU: MINCO
ASSOC MANF: N/A
ASSOC MANF: N/A
SERIAL NO: N/A
ASSOC S/N: N/A
ASSOC S/N: N/A

SERVICE: RHR PUMP COMPARTMENT UNIT COOLER 1BV210.
P.O. NO: M-066

FUNCTION: PROVIDES SIGNAL TO TIT-76-123B FOR CONTROL OF ASSOCIATED UNIT COOLER. REQUIRED FOR LOCA AND ALL HELBS EXCEPT RHRLB.
SUBMERGENCE: N/A
CHEMICAL SPRAY: N/A

PARAMETER	ENVIRONMENT		DOCUMENTATION REFERENCE		QUALIFICATION	OUTSTANDING ITEMS	INTERFACES:
	SPECIFICATION	QUALIFICATION	SPECIFICATION	QUALIFICATION	METHOD		CABLE: EQRR 22
OPERATING TIME	180 DAYS	180 DAYS	78,544	105,605	TEST & ANAL.		
TEMPERATURE (F)	115	255	85	105	TEST		MAINTENANCE REQUIREMENTS: REFERENCE 105 PAGE 7A, REV. 3.
PRESSURE (PSIA)	14.7	32.7	85	105	TEST		
RELATIVE HUMIDITY (%)	90	100	85	105	TEST		
RADIATION	5.29 E6	6.00 E7	85	105	TEST		REMARKS: SPECIFIED ENVIRONMENTAL PARAMETERS ARE FOR LOCA.
AGING	40 YRS.	24 YRS.	N/A	105	TEST & ANAL.		

DEFICIENCY RESOLUTION:

FACILITY: LGS UNIT: 1 DOCKET: 50-352 EQRR: 182
PREPARED BY: RDC DATE: 06/08/83 REVISION DATE: 01/04/84
REVIEWED BY: FMV DATE: 01/04/84

SYSTEM: ECCS PUMP ROOM HVAC
ACCY: SPEC: +/-.45932F;+/-1.689200F
DEMON: -.1%@32F;+/-.07%@212F
REF: 105,P-46
LOCATION: ROOM 102
RACK/PANEL: N/A

PLANT ID: TE-76-123C

COMPONENT: TEMPERATURE ELEMENT
ASSOC COMP: N/A
ASSOC COMP: N/A
MODEL NO.: S9322
ASSOC M/N: N/A
ASSOC M/N: N/A
ASSOC. DWG: LOC: M-1081
P&ID: M-76

MANUFACTU: MINCO
ASSOC MANF: N/A
ASSOC MANF: N/A
SERIAL NO: N/A
ASSOC S/N: N/A
ASSOC S/N: N/A

SERVICE: RHR PUMP COMPARTMENT UNIT COOLER 1CV210.
P.O. NO: M-066

FUNCTION: PROVIDES SIGNAL TO TIT-76-123C FOR CONTROL OF ASSOCIATED UNIT COOLER. REQUIRED FOR LOCA AND ALL HELBS EXCEPT RHRLB.
SUBMERGENCE: N/A
CHEMICAL SPRAY: N/A

PARAMETER	ENVIRONMENT		DOCUMENTATION REFERENCE		QUALIFICATION	OUTSTANDING ITEMS	INTERFACES:
	SPECIFICATION	QUALIFICATION	SPECIFICATION	QUALIFICATION	METHOD		CABLE: EQRR 22
OPERATING TIME	180 DAYS	180 DAYS	78,544	105,605	TEST & ANAL.		
TEMPERATURE (F)	115	255	85	105	TEST		MAINTENANCE REQUIREMENTS: REFERENCE 105 PAGE 7A, REV. 3.
PRESSURE (PSIA)	14.7	32.7	85	105	TEST		
RELATIVE HUMIDITY (%)	90	100	85	105	TEST		
RADIATION	5.29 E6	6.00 E7	85	105	TEST		REMARKS: SPECIFIED ENVIRONMENTAL PARAMETERS ARE FOR LOCA.
AGING	40 YRS.	24 YRS.	N/A	105	TEST & ANAL.		

DEFICIENCY RESOLUTION:

FACILITY: LGS UNIT: 1 DOCKET: 50-352 EQRR: 182
PREPARED BY: RDC DATE: 06/08/83 REVISION DATE: 01/04/84
REVIEWED BY: FMV DATE: 01/04/84

SYSTEM: ECCS PUMP ROOM HVAC
ACCY: SPEC: +/-.45@32F;+/-1.68@200F
DEMON: -.1%@32F;+/-.07%@212F
REF: 105,P-46
LOCATION: ROOM 103
RACK/PANEL: N/A

PLANT ID: TE-76-123D

COMPONENT: TEMPERATURE ELEMENT
ASSOC COMP: N/A
ASSOC COMP: N/A
MODEL NO.: S9322
ASSOC M/N: N/A
ASSOC M/N: N/A
ASSOC. DWG: LOC: M-1089
P&ID: M-76

MANUFACTU: MINCO
ASSOC MANF: N/A
ASSOC MANF: N/A
SERIAL NO: N/A
ASSOC S/N: N/A
ASSOC S/N: N/A

SERVICE: RHR PUMP COMPARTMENT UNIT COOLER 1DV210.

P.O. NO: M-066

FUNCTION: PROVIDES SIGNAL TO TIT-76-123D FOR CONTROL OF ASSOCIATED UNIT COOLER. REQUIRED FOR LOCA AND ALL HELBS EXCEPT RHRLB.

SUBMERGENCE: N/A

CHEMICAL SPRAY: N/A

PARAMETER	ENVIRONMENT		DOCUMENTATION REFERENCE		QUALIFICATION	OUTSTANDING ITEMS	INTERFACES:
	SPECIFICATION	QUALIFICATION	SPECIFICATION	QUALIFICATION	METHOD		CABLE: EQRR 22
OPERATING TIME	180 DAYS	180 DAYS	78,544	105,605	TEST & ANAL.		
TEMPERATURE (F)	115	255	85	105	TEST		MAINTENANCE REQUIREMENTS: REFERENCE 105 PAGE 7A, REV. 3.
PRESSURE (PSIA)	14.7	32.7	85	105	TEST		
RELATIVE HUMIDITY (%)	90	100	85	105	TEST		
RADIATION	5.29 E6	6.00 E7	85	105	TEST		REMARKS: SPECIFIED ENVIRONMENTAL PARAMETERS ARE FOR LOCA.
AGING	40 YRS.	24 YRS.	N/A	105	TEST & ANAL.		

DEFICIENCY RESOLUTION:

FACILITY: LGS UNIT: 1 DOCKET: 50-352 EQRR: 182

PREPARED BY: RDC DATE: 06/08/83 REVISION DATE: 01/04/84

REVIEWED BY: FMV DATE: 01/04/84

SYSTEM: ECCS PUMP ROOM HVAC

ACCY: SPEC: +/-.45@32F;+/-1.68@200F
DEMON: -.1%@32F;+/-.07%@212F
REF: 105,P-46

LOCATION: ROOM 102

RACK/PANEL: N/A

PLANT ID: TE-76-123E

COMPONENT: TEMPERATURE ELEMENT
ASSOC COMP: N/A
ASSOC COMP: N/A

MODEL NO.: S9322
ASSOC M/N: N/A
ASSOC M/N: N/A

ASSOC. DWG: LOC: M-1081
P&ID: M-76

MANUFACTU: MINCO
ASSOC MANF: N/A
ASSOC MANF: N/A

SERIAL NO: N/A
ASSOC S/N: N/A
ASSOC S/N: N/A

SERVICE: RHR PUMP COMPARTMENT UNIT COOLER 1EV210.

P.O. NO: M-066

FUNCTION: PROVIDES SIGNAL TO TIT-76-123E FOR CONTROL OF ASSOCIATED UNIT COOLER. REQUIRED FOR LOCA AND ALL HELBS EXCEPT RHRLB.

SUBMERGENCE: N/A

CHEMICAL SPRAY: N/A

PARAMETER	ENVIRONMENT		DOCUMENTATION REFERENCE		QUALIFICATION	OUTSTANDING ITEMS	INTERFACES:
	SPECIFICATION	QUALIFICATION	SPECIFICATION	QUALIFICATION	METHOD		CABLE: EQRR 22
OPERATING TIME	180 DAYS	180 DAYS	78,544	105,605	TEST & ANAL.		
TEMPERATURE (F)	115	255	85	105	TEST		MAINTENANCE REQUIREMENTS: REFERENCE 105 PAGE 7A, REV. 3.
PRESSURE (PSIA)	14.7	32.7	85	105	TEST		
RELATIVE HUMIDITY (%)	90	100	85	105	TEST		
RADIATION	5.29 E6	6.00 E7	85	105	TEST		REMARKS: SPECIFIED ENVIRONMENTAL PARAMETERS ARE FOR LOCA.
AGING	40 YRS.	24 YRS.	N/A	105	TEST & ANAL.		

DEFICIENCY RESOLUTION:

FACILITY: LGS UNIT: 1 DOCKET: 50-352 EQRR: 182
PREPARED BY: RDC DATE: 06/08/83 REVISION DATE: 01/04/84
REVIEWED BY: FMV DATE: 01/04/84

SYSTEM: ECCS PUMP ROOM HVAC
ACCY: SPEC: +/-.45@32F;+/-1.68@20F
DEMON: -.1%@32F;+/-.07%@212F
REF: 105,P-46
LOCATION: ROOM 103
RACK/PANEL: N/A

PLANT ID: TE-76-123F

COMPONENT: TEMPERATURE ELEMENT
ASSOC COMP: N/A
ASSOC COMP: N/A
MODEL NO.: S9322
ASSOC M/N: N/A
ASSOC M/N: N/A
ASSOC. DWG: LOC: M-1089
P&ID: M-76

MANUFACTU: MINCO
ASSOC MANF: N/A
ASSOC MANF: N/A
SERIAL NO: N/A
ASSOC S/N: N/A
ASSOC S/N: N/A

SERVICE: RHR PUMP COMPARTMENT UNIT COOLER 1FV210.

P.O. NO: M-066

FUNCTION: PROVIDES SIGNAL TO TIT-76-123F FOR CONTROL OF ASSOCIATED UNIT COOLER. REQUIRED FOR LOCA AND ALL HELBS EXCEPT RHRLB.

SUBMERGENCE: N/A

CHEMICAL SPRAY: N/A

PARAMETER	ENVIRONMENT		DOCUMENTATION REFERENCE		QUALIFICATION	OUTSTANDING ITEMS	INTERFACES:
	SPECIFICATION	QUALIFICATION	SPECIFICATION	QUALIFICATION	METHOD		CABLE: EQRR 22
OPERATING TIME	180 DAYS	180 DAYS	78,544	105,605	TEST & ANAL.		
TEMPERATURE (F)	115	255	85	105	TEST		MAINTENANCE REQUIREMENTS: REFERENCE 105 PAGE 7A, REV. 3.
PRESSURE (PSIA)	14.7	32.7	85	105	TEST		
RELATIVE HUMIDITY (%)	90	100	85	105	TEST		
RADIATION	5.29 E6	6.00 E7	85	105	TEST		REMARKS: SPECIFIED ENVIRONMENTAL PARAMETERS ARE FOR LOCA.
AGING	40 YRS.	24 YRS.	N/A	105	TEST & ANAL.		

DEFICIENCY RESOLUTION:

FACILITY: LGS UNIT: 1 DOCKET: 50-352 EQRR: 182
PREPARED BY: RDC DATE: 06/08/83 REVISION DATE: 01/04/84
REVIEWED BY: FMV DATE: 01/04/84

SYSTEM: ECCS PUMP ROOM HVAC
ACCY: SPEC: +/-.45@32F;+/-1.68@20F
DEMON: -.1%@32F;+/-.07%@212F
REF: 105,P-46
LOCATION: ROOM 102
RACK/PANEL: N/A

PLANT ID: TE-76-123G

COMPONENT: TEMPERATURE ELEMENT
ASSOC COMP: N/A
ASSOC COMP: N/A
MODEL NO.: S9322
ASSOC M/N: N/A
ASSOC M/N: N/A
ASSOC. DWG: LOC: M-1081
P&ID: M-76

MANUFACTU: MINCO
ASSOC MANF: N/A
ASSOC MANF: N/A
SERIAL NO: N/A
ASSOC S/N: N/A
ASSOC S/N: N/A

SERVICE: RHR PUMP COMPARTMENT UNIT COOLER 1GV210.

P.O. NO: M-066

FUNCTION: PROVIDES SIGNAL TO TIT-76-123G FOR CONTROL OF ASSOCIATED UNIT COOLER. REQUIRED FOR LOCA AND ALL HELBS EXCEPT RHRLB.

SUBMERGENCE: N/A

CHEMICAL SPRAY: N/A

PARAMETER	ENVIRONMENT		DOCUMENTATION REFERENCE		QUALIFICATION	OUTSTANDING ITEMS	INTERFACES:
	SPECIFICATION	QUALIFICATION	SPECIFICATION	QUALIFICATION	METHOD		CABLE: EQRR 22
OPERATING TIME	180 DAYS	180 DAYS	78,544	105,605	TEST & ANAL.		
TEMPERATURE (F)	115	255	85	105	TEST		MAINTENANCE REQUIREMENTS: REFERENCE 105 PAGE 7A, REV. 3.
PRESSURE (PSIA)	14.7	32.7	85	105	TEST		
RELATIVE HUMIDITY (%)	90	100	85	105	TEST		
RADIATION	5.29 E6	6.00 E7	85	105	TEST		REMARKS: SPECIFIED ENVIRONMENTAL PARAMETERS ARE FOR LOCA.
AGING	40 YRS.	24 YRS.	N/A	105	TEST & ANAL.		

DEFICIENCY RESOLUTION:

FACILITY: LGS UNIT: 1 DOCKET: 50-352 EQRR: 182

PREPARED BY: RDC DATE: 06/08/83 REVISION DATE: 01/04/84

REVIEWED BY: FMV DATE: 01/04/84

SYSTEM: ECCS PUMP ROOM HVAC

ACCY: SPEC: +/-.45032F;+/-1.68020F
DEMON: -.1%32F;+/-.07%3212F
REF: 105,P-46

LOCATION: ROOM 103

PLANT ID: TE-76-123H

RACK/PANEL: N/A

COMPONENT: TEMPERATURE ELEMENT
ASSOC COMP: N/A
ASSOC COMP: N/A

MODEL NO.: S9322
ASSOC M/N: N/A
ASSOC M/N: N/A

ASSOC. DWG: LOC: M-1089
P&ID: M-76

MANUFACTU: MINCO
ASSOC MANF: N/A
ASSOC MANF: N/A

SERIAL NO: N/A
ASSOC S/N: N/A
ASSOC S/N: N/A

SERVICE: RHR PUMP COMPARTMENT UNIT COOLER 1HV210.

P.O. NO: M-066

FUNCTION: PROVIDES SIGNAL TO TIT-76-123H FOR CONTROL OF ASSOCIATED UNIT COOLER. REQUIRED FOR LOCA AND ALL HELBS EXCEPT RHRLB.

SUBMERGENCE: N/A

CHEMICAL SPRAY: N/A

PARAMETER	ENVIRONMENT		DOCUMENTATION REFERENCE		QUALIFICATION	OUTSTANDING ITEMS	INTERFACES:
	SPECIFICATION	QUALIFICATION	SPECIFICATION	QUALIFICATION	METHOD		CABLE: EQRR 22
OPERATING TIME	180 DAYS	180 DAYS	78,544	105,605	TEST & ANAL.		
TEMPERATURE (F)	115	255	85	105	TEST		MAINTENANCE REQUIREMENTS: REFERENCE 105 PAGE 7A, REV. 3.
PRESSURE (PSIA)	14.7	32.7	85	105	TEST		
RELATIVE HUMIDITY (%)	90	100	85	105	TEST		
RADIATION	5.29 E6	6.00 E7	85	105	TEST		REMARKS: SPECIFIED ENVIRONMENTAL PARAMETERS ARE FOR LOCA.
AGING	40 YRS.	24 YRS.	N/A	105	TEST & ANAL.		

DEFICIENCY RESOLUTION:

FACILITY: LGS UNIT: 1 DOCKET: 50-352 EQRR: 182
PREPARED BY: RDC DATE: 06/08/83 REVISION DATE: 01/04/84
REVIEWED BY: FMV DATE: 01/04/84

SYSTEM: ECCS PUMP ROOM HVAC
ACCY: SPEC: +/-.45@32F;+/-1.68@20F
DEMON: -.1%@32F;+/-.07%@212F
REF: 105,P-46
LOCATION: ROOM 110
RACK/PANEL: N/A

PLANT ID: TE-76-124A

COMPONENT: TEMPERATURE ELEMENT
ASSOC COMP: N/A
ASSOC COMP: N/A
MODEL NO.: S9322
ASSOC M/N: N/A
ASSOC M/N: N/A
ASSOC. DWG: LOC: M-1065
P&ID: M-76

MANUFACTU: MINCO
ASSOC MANF: N/A
ASSOC MANF: N/A
SERIAL NO: N/A
ASSOC S/N: N/A
ASSOC S/N: N/A

SERVICE: CORE SPRAY COMPARTMENT ROOM UNIT COOLER 1AV211.

P.O. NO: M-066

FUNCTION: PROVIDES SIGNAL TO TIT-76-124A FOR CONTROL OF ASSOCIATED UNIT COOLER. REQUIRED FOR LOCA AND ALL HELBS.

SUBMERGENCE: N/A

CHEMICAL SPRAY: N/A

PARAMETER	ENVIRONMENT		DOCUMENTATION REFERENCE		QUALIFICATION	OUTSTANDING ITEMS	INTERFACES: CABLE: EQRR 22
	SPECIFICATION	QUALIFICATION	SPECIFICATION	QUALIFICATION	METHOD		
OPERATING TIME	180 DAYS	180 DAYS	78,544	105,605	TEST & ANAL.		
TEMPERATURE (F)	115	255	85	105	TEST		MAINTENANCE REQUIREMENTS: REFERENCE 105 PAGE 7A, REV. 3.
PRESSURE (PSIA)	14.7	32.7	85	105	TEST		
RELATIVE HUMIDITY (%)	90	100	85	105	TEST		
RADIATION	3.95 E6	6.00 E7	85	105	TEST		REMARKS:
AGING	40 YRS.	24 YRS.	N/A	105	TEST & ANAL.		

DEFICIENCY RESOLUTION:

FACILITY: LGS UNIT: 1 DOCKET: 50-352 EQRR: 182
PREPARED BY: RDC DATE: 06/08/83 REVISION DATE: 01/04/84
REVIEWED BY: FMV DATE: 01/04/84

SYSTEM: ECCS PUMP ROOM HVAC
ACCY: SPEC: +/-.05@32F;+/-1.68@20F
DEMON: -.1%@32F;+/-.07%@212F
REF: 105,P-46
LOCATION: ROOM 117
RACK/PANEL: N/A

PLANT ID: TE-76-124B

COMPONENT: TEMPERATURE ELEMENT
ASSOC COMP: N/A
ASSOC COMP: N/A
MODEL NO.: S9322
ASSOC M/N: N/A
ASSOC M/N: N/A
ASSOC. DMG: LOC: M-1073
P&ID: M-76

MANUFACTU: MINCO
ASSOC MANF: N/A
ASSOC MANF: N/A
SERIAL NO: N/A
ASSOC S/N: N/A
ASSOC S/N: N/A

SERVICE: CORE SPRAY COMPARTMENT ROOM UNIT COOLER 1BV211.

P.O. NO: M-066

FUNCTION: PROVIDES SIGNAL TO TIT-76-124B FOR CONTROL OF ASSOCIATED UNIT COOLER. REQUIRED FOR LOCA AND ALL HELBS.

SUBMERGENCE: N/A

CHEMICAL SPRAY: N/A

PARAMETER	ENVIRONMENT		DOCUMENTATION REFERENCE		QUALIFICATION	OUTSTANDING ITEMS	INTERFACES: CABLE: EQRR 22
	SPECIFICATION	QUALIFICATION	SPECIFICATION	QUALIFICATION	METHOD		
OPERATING TIME	180 DAYS	180 DAYS	78,544	105,605	TEST & ANAL.		
TEMPERATURE (F)	115	255	85	105	TEST		MAINTENANCE REQUIREMENTS: REFERENCE 105 PAGE 7A, REV. 3.
PRESSURE (PSIA)	14.7	32.7	85	105	TEST		
RELATIVE HUMIDITY (%)	90	100	85	105	TEST		
RADIATION	3.95 E6	6.00 E7	85	105	TEST		REMARKS:
AGING	40 YRS.	24 YRS.	N/A	105	TEST & ANAL.		

DEFICIENCY RESOLUTION:

FACILITY: LGS UNIT: 1 DOCKET: 50-352 EQRR: 182

PREPARED BY: RDC DATE: 06/08/83 REVISION DATE: 01/04/84

REVIEWED BY: FMV DATE: 01/04/84

SYSTEM: ECCS PUMP ROOM HVAC

ACCY: SPEC: +/-.45@32F;+/-1.68@20F
DEMON: -.1%@32F;+/-.07%@212F
REF: 105,P-46

LOCATION: ROOM 113

RACK/PANEL: N/A

PLANT ID: TE-76-124C

COMPONENT: TEMPERATURE ELEMENT
ASSOC COMP: N/A
ASSOC COMP: N/A

MODEL NO.: S9322
ASSOC M/N: N/A
ASSOC M/N: N/A

ASSOC. DWG: LOC: M-1065
P&ID: M-76

MANUFACTU: MINCO
ASSOC MANF: N/A
ASSOC MANF: N/A

SERIAL NO: N/A
ASSOC S/N: N/A
ASSOC S/N: N/A

SERVICE: CORE SPRAY COMPARTMENT UNIT COOLER 1CV211.

P.O. NO: M-066

FUNCTION: PROVIDES SIGNAL TO TIT-76-124C FOR CONTROL OF ASSOCIATED UNIT COOLER. REQUIRED FOR LOCA AND ALL HELBS.

SUBMERGENCE: N/A

CHEMICAL SPRAY: N/A

PARAMETER	ENVIRONMENT		DOCUMENTATION REFERENCE		QUALIFICATION	OUTSTANDING ITEMS	INTERFACES:
	SPECIFICATION	QUALIFICATION	SPECIFICATION	QUALIFICATION	METHOD		CABLE: EQRR 22
OPERATING TIME	180 DAYS	180 DAYS	78,544	105,605	TEST & ANAL.		
TEMPERATURE (F)	115	255	85	105	TEST		MAINTENANCE REQUIREMENTS: REFERENCE 105 PAGE 7A, REV. 3.
PRESSURE (PSIA)	14.7	32.7	85	105	TEST		
RELATIVE HUMIDITY (%)	90	100	85	105	TEST		
RADIATION	3.95 E6	6.00 E7	85	105	TEST		REMARKS:
AGING	40 YRS.	24 YRS.	N/A	105	TEST & ANAL.		

DEFICIENCY RESOLUTION:

FACILITY: LGS UNIT: 1 DOCKET: 50-352 EQRR: 182
PREPARED BY: RDC DATE: 06/08/83 REVISION DATE: 01/04/84
REVIEWED BY: FMV DATE: 01/04/84

SYSTEM: ECCS PUMP ROOM HVAC
ACCY: SPEC: +/-.45@32F;+/-1.68@20F
DEMON: -.1%@32F;+/-.07%@212F
REF: 105,P-46
LOCATION: ROOM 114
RACK/PANEL: N/A

PLANT ID: TE-76-124D

COMPONENT: TEMPERATURE ELEMENT
ASSOC COMP: N/A
ASSOC COMP: N/A
MODEL NO.: S9322
ASSOC M/N: N/A
ASSOC M/N: N/A
ASSOC. DWG: LOC: M-1073
P&ID: M-76

MANUFACTU: MINCO
ASSOC MANF: N/A
ASSOC MANF: N/A
SERIAL NO: N/A
ASSOC S/N: N/A
ASSOC S/N: N/A

SERVICE: CORE SPRAY PUMP COMPARTMENT UNIT COOLER 1DV211.

P.O. NO: M-066

FUNCTION: PROVIDES SIGNAL TO TIT-76-124D FOR CONTROL OF ASSOCIATED UNIT COOLER. REQUIREDFOR LOCA AND ALL HELBS.

SUBMERGENCE: N/A

CHEMICAL SPRAY: N/A

PARAMETER	ENVIRONMENT		DOCUMENTATION REFERENCE		QUALIFICATION	OUTSTANDING ITEMS	INTERFACES: CABLE: EQRR 22
	SPECIFICATION	QUALIFICATION	SPECIFICATION	QUALIFICATION	METHOD		
OPERATING TIME	180 DAYS	180 DAYS	78,544	105,605	TEST & ANAL.		
TEMPERATURE (F)	115	255	85	105	TEST		MAINTENANCE REQUIREMENTS: REFERENCE 105 PAGE 7A, REV. 3.
PRESSURE (PSIA)	14.7	32.7	85	105	TEST		
RELATIVE HUMIDITY (%)	90	100	85	105	TEST		
RADIATION	3.95 E6	6.00 E7	85	105	TEST		REMARKS:
AGING	40 YRS.	24 YRS.	N/A	105	TEST & ANAL.		

DEFICIENCY RESOLUTION:

FACILITY: LGS UNIT: 1 DOCKET: 50-352 EQRR: 182

PREPARED BY: RDC DATE: 06/08/83 REVISION DATE: 01/04/84

REVIEWED BY: FMV DATE: 01/04/84

SYSTEM: ECCS PUMP ROOM HVAC

ACCY: SPEC: +/-.45@32F;+/-1.68@200F
DEMON: -.1%@32F;+/-.07%@212F
REF: 105,P-46

LOCATION: ROOM 110

RACK/PANEL: N/A

PLANT ID: TE-76-124E

COMPONENT: TEMPERATURE ELEMENT
ASSOC COMP: N/A
ASSOC COMP: N/A

MODEL NO.: S9322
ASSOC M/N: N/A
ASSOC M/N: N/A

ASSOC. DWG: LOC: M-1065
P&ID: M-76

MANUFACTU: MINCO
ASSOC MANF: N/A
ASSOC MANF: N/A

SERIAL NO: N/A
ASSOC S/N: N/A
ASSOC S/N: N/A

SERVICE: CORE SPRAY PUMP COMPARTMENT UNIT COOLER 1EV211.

P.O. NO: M-066

FUNCTION: PROVIDES SIGNAL TO TIT-76-124E FOR CONTROL OF ASSOCIATED UNIT COOLER. REQUIRED FOR LOCA AND ALL HELBS.

SUBMERGENCE: N/A

CHEMICAL SPRAY: N/A

PARAMETER	ENVIRONMENT		DOCUMENTATION REFERENCE		QUALIFICATION	OUTSTANDING ITEMS	INTERFACES: CABLE: EQRR 22
	SPECIFICATION	QUALIFICATION	SPECIFICATION	QUALIFICATION	METHOD		
OPERATING TIME	180 DAYS	180 DAYS	78,544	105,605	TEST & ANAL.		
TEMPERATURE (F)	115	255	85	105	TEST		MAINTENANCE REQUIREMENTS: REFERENCE 105 PAGE 7A, REV. 3.
PRESSURE (PSIA)	14.7	32.7	85	105	TEST		
RELATIVE HUMIDITY (%)	90	100	85	105	TEST		
RADIATION	3.95 E6	6.00 E7	85	105	TEST		REMARKS:
AGING	40 YRS.	24 YRS.	N/A	105	TEST & ANAL.		

DEFICIENCY RESOLUTION:

FACILITY: LGS UNIT: 1 DOCKET: 50-352 EQRR: 182
PREPARED BY: RDC DATE: 06/08/83 REVISION DATE: 01/04/84
REVIEWED BY: FMV DATE: 01/04/84

SYSTEM: ECCS PUMP ROOM HVAC
ACCY: SPEC: +/-.45@32F;+/-1.68@200F
DEMON: -.1%@32F;+/-.07%@212F
REF: 105,P-46
LOCATION: ROOM 117
RACK/PANEL: N/A

PLANT ID: TE-76-124F

COMPONENT: TEMPERATURE ELEMENT
ASSOC COMP: N/A
ASSOC COMP: N/A
MODEL NO.: S9322
ASSOC M/N: N/A
ASSOC M/N: N/A
ASSOC. DWG: LOC: M-1073
P&ID: M-76

MANUFACTU: MINCO
ASSOC MANF: N/A
ASSOC MANF: N/A
SERIAL NO: N/A
ASSOC S/N: N/A
ASSOC S/N: N/A

SERVICE: CORE SPRAY PUMP COMPARTMENT UNIT COOLER 1FV211.

P.O. NO: M-066

FUNCTION: PROVIDES SIGNAL TO TIT-76-124F FOR CONTROL OF ASSOCIATED UNIT COOLER. REQUIRED FOR LOCA AND ALL HELBS.

SUBMERGENCE: N/A

CHEMICAL SPRAY: N/A

PARAMETER	ENVIRONMENT		DOCUMENTATION REFERENCE		QUALIFICATION	OUTSTANDING ITEMS	INTERFACES: CABLE: EQRR 22
	SPECIFICATION	QUALIFICATION	SPECIFICATION	QUALIFICATION	METHOD		
OPERATING TIME	180 DAYS	180 DAYS	76,544	105,605	TEST & ANAL.		
TEMPERATURE (F)	115	255	85	105	TEST		MAINTENANCE REQUIREMENTS: REFERENCE 105 PAGE 7A, REV. 3.
PRESSURE (PSIA)	14.7	32.7	85	105	TEST		
RELATIVE HUMIDITY (%)	90	100	85	105	TEST		
RADIATION	3.95 E6	6.00 E7	85	105	TEST		REMARKS:
AGING	40 YRS.	24 YRS.	N/A	105	TEST & ANAL.		

DEFICIENCY RESOLUTION:

FACILITY: LGS UNIT: 1 DOCKET: 50-352 EQRR: 182
PREPARED BY: RDC DATE: 06/08/83 REVISION DATE: 01/04/84
REVIEWED BY: FMV DATE: 01/04/84

SYSTEM: ECCS PUMP ROOM HVAC
ACCY: SPEC: +/-.45@32F;+/-1.68@200F
DEMON: -.1%@32F;+/-.07%@212F
LOCATION: ROOM 113

PLANT ID: TE-76-124G
REF: 105,P-46
RACK/PANEL: N/A

COMPONENT: TEMPERATURE ELEMENT
ASSOC COMP: N/A
ASSOC COMP: N/A
MODEL NO.: S9322
ASSOC M/N: N/A
ASSOC M/N: N/A
ASSOC. DWG: LOC: M-1065
P&ID: M-76

MANUFACTU: MINCO
ASSOC MANF: N/A
ASSOC MANF: N/A
SERIAL NO: N/A
ASSOC S/N: N/A
ASSOC S/N: N/A

SERVICE: CORE SPRAY PUMP COMPARTMENT UNIT COOLER 1GV211.

P.O. NO: M-066

FUNCTION: PROVIDES SIGNAL TO TT-76-124G FOR CONTROL OF ASSOCIATED UNIT COOLER. REQUIRED FOR LOCA AND ALL HELBS.

SUBMERGENCE: N/A

CHEMICAL SPRAY: N/A

PARAMETER	ENVIRONMENT		DOCUMENTATION REFERENCE		QUALIFICATION	OUTSTANDING ITEMS	INTERFACES: CABLE: EQRR 22
	SPECIFICATION	QUALIFICATION	SPECIFICATION	QUALIFICATION	METHOD		
OPERATING TIME	180 DAYS	180 DAYS	78,544	105,605	TEST & ANAL.		
TEMPERATURE (F)	115	255	85	105	TEST		MAINTENANCE REQUIREMENTS: REFERENCE 105 PAGE 7A, REV. 3.
PRESSURE (PSIA)	14.7	32.7	85	105	TEST		
RELATIVE HUMIDITY (%)	90	100	85	105	TEST		
RADIATION	3.95 E6	8.00 E7	85	105	TEST		REMARKS:
AGING	40 YRS.	24 YRS.	N/A	105	TEST & ANAL.		

DEFICIENCY RESOLUTION:

FACILITY: LGS UNIT: 1 DOCKET: 50-352 EQRR: 182

PREPARED BY: RDC DATE: 06/08/83 REVISION DATE: 01/04/84

REVIEWED BY: FMV DATE: 01/04/84

SYSTEM: ECCS PUMP ROOM HVAC

ACCY: SPEC: +/-.45@32F;+/-1.68@200F
DEMON: -.1%@32F;+/-.07%@212F
REF: 105, P-46

LOCATION: ROOM 114

RACK/PANEL: N/A

PLANT ID: TE-76-124H

COMPONENT: TEMPERATURE ELEMENT
ASSOC COMP: N/A
ASSOC COMP: N/A

MODEL NO.: S9322
ASSOC M/N: N/A
ASSOC M/N: N/A

ASSOC. DWG: LOC: M-1073
P&ID: M-76

MANUFACTU: MINCO
ASSOC MANF: N/A
ASSOC MANF: N/A

SERIAL NO: N/A
ASSOC S/N: N/A
ASSOC S/N: N/A

SERVICE: CORE SPRAY PUMP COMPARTMENT UNIT COOLER 1HV211.

P.O. NO: M-066

FUNCTION: PROVIDES SIGNAL TO TIT-76-124H FOR CONTROL OF ASSOCIATED UNIT COOLER. REQUIRED FOR LOCA AND ALL HELBS.

SUBMERGENCE: N/A

CHEMICAL SPRAY: N/A

PARAMETER	ENVIRONMENT		DOCUMENTATION REFERENCE		QUALIFICATION	OUTSTANDING ITEMS	INTERFACES:
	SPECIFICATION	QUALIFICATION	SPECIFICATION	QUALIFICATION	METHOD		CABLE: EQRR 22
OPERATING TIME	180 DAYS	180 DAYS	78,544	105,605	TEST & ANAL.		
TEMPERATURE (F)	115	255	85	105	TEST		MAINTENANCE REQUIREMENTS: REFERENCE 105 PAGE 7A, REV. 3.
PRESSURE (PSIA)	14.7	32.7	85	105	TEST		
RELATIVE HUMIDITY (%)	90	100	85	105	TEST		
RADIATION	3.95 E6	6.00 E7	85	105	TEST		REMARKS:
AGING	40 YRS.	24 YRS.	N/A	105	TEST & ANAL.		

DEFICIENCY RESOLUTION:

FACILITY: LGS UNIT: 1 DOCKET: 50-352 EQRR: 144

PREPARED BY: FMV DATE: 02/29/84 REVISION DATE: 04/12/84

REVIEWED BY: MJB DATE: 04/12/84

SYSTEM: ECCS PUMP ROOM HVAC

ACCY: SPEC: +/- 0.5% F.S.
DEMON: +/- 0.5% F.S.
REF: 8031-M-66-387

LOCATION: ROOM 200

PLANT ID: TIT-76-121A

RACK/PANEL: 1AC208

COMPONENT: TEMPERATURE INDICATING TRANSMITTER
ASSOC COMP: N/A
ASSOC COMP: N/A

MODEL NO.: 54-838-8114-8174-8226
ASSOC M/N: N/A
ASSOC M/N: N/A

ASSOC. DWG: LOC: M-1082
P&ID: M-76

MANUFACTU: LOVE CONTROLS
ASSOC MANF: N/A
ASSOC MANF: N/A

SERIAL NO:
ASSOC S/N: N/A
ASSOC S/N: N/A

SERVICE: RCIC PUMP COMPARTMENT UNIT COOLER 1AV208.

P.O. NO: M-66 S/C

FUNCTION: PROVIDES SIGNAL TO TSHL-76-121A AND TSHHH-76-121A FOR CONTROL OF ASSOCIATED UNIT COOLER.

SUBMERGENCE: N/A

CHEMICAL SPRAY: N/A

PARAMETER	ENVIRONMENT		DOCUMENTATION REFERENCE		QUALIFICATION	OUTSTANDING ITEMS	INTERFACES: LUGS: EQRR 171 CABLE: EQRR22
	SPECIFICATION	QUALIFICATION	SPECIFICATION	QUALIFICATION	METHOD		
OPERATING TIME	6 HRS.	180 DAYS	78,544	161	TEST & ANAL.		
TEMPERATURE (F)	120	120	85	161	TEST & ANAL.		MAINTENANCE REQUIREMENTS:
PRESSURE (PSIA)	14.7	14.7	85	161	TEST		
RELATIVE HUMIDITY (%)	90	90	85	161	TEST		
RADIATION	4.1 E5	1.5 E7	143	178,161	TEST		REMARKS:
AGING	40 YRS.	4.42 YRS.	N/A	161	TEST & ANAL.		

DEFICIENCY RESOLUTION:

FACILITY: LGS UNIT: 1 DOCKET: 50-352 EQRR: 144

PREPARED BY: FMV DATE: 02/29/84 REVISION DATE: 04/12/84

REVIEWED BY: WJB DATE: 04/12/84

SYSTEM: ECCS PUMP ROOM HVAC

ACCY: SPEC: +/- 0.5% F.S.
DEMON: +/- 0.5% F.S.
REF: 8031-M-66-387

LOCATION: ROOM 200

PLANT ID: TIT-76-121B

RACK/PANEL: 1AC208

COMPONENT: TEMPERATURE INDICATING TRANSMITTER
ASSOC COMP: N/A
ASSOC COMP: N/A

MODEL NO.: 54-838-8114-8174-8226
ASSOC M/N: N/A
ASSOC M/N: N/A

ASSOC. DWG: LOC: M-1082
P&ID: M-76

MANUFACTU: LOVE CONTROLS
ASSOC MANF: N/A
ASSOC MANF: N/A

SERIAL NO:
ASSOC S/N: N/A
ASSOC S/N: N/A

SERVICE: RCIC PUMP COMPARTMENT UNIT COOLER 1BV208.

P.O. NO: M-66 S/C

FUNCTION: PROVIDES SIGNAL TO TSHL-76-121B AND TSHHH-76-121B FOR CONTROL OF ASSOCIATED UNIT COOLER.

SUBMERGENCE: N/A

CHEMICAL SPRAY: N/A

PARAMETER	ENVIRONMENT		DOCUMENTATION REFERENCE		QUALIFICATION	OUTSTANDING ITEMS	INTERFACES: LUGS: EQRR 171 CABLE: EQRR22
	SPECIFICATION	QUALIFICATION	SPECIFICATION	QUALIFICATION	METHOD		
OPERATING TIME	6 HRS.	180 DAYS	78,544	161	TEST & ANAL.		
TEMPERATURE (F)	120	120	85	161	TEST & ANAL.		MAINTENANCE REQUIREMENTS:
PRESSURE (PSIA)	14.7	14.7	85	161	TEST		
RELATIVE HUMIDITY (%)	90	90	85	161	TEST		
RADIATION	4.1 E5	1.5 E7	143	178,161	TEST		REMARKS:
AGING	40 YRS.	4.42 YRS.	N/A	161	TEST & ANAL.		

DEFICIENCY RESOLUTION:

FACILITY: LGS UNIT: 1 DOCKET: 50-352 EQRR: 144

PREPARED BY: FMV DATE: 02/29/84 REVISION DATE: 04/12/84

REVIEWED BY: WJB DATE: 04/12/84

SYSTEM: ECCS PUMP ROOM HVAC

ACCY: SPEC: +/- 0.5% F.S.
DEMON: +/- 0.5% F.S.
REF: 8031-M-66-387

LOCATION: ROOM 207

PLANT ID: TIT-76-122A

RACK/PANEL: 1BC208

COMPONENT: TEMPERATURE INDICATING TRANSMITTER

MODEL NO.: 54-838-8114-8174-8226

ASSOC COMP: N/A
ASSOC COMP: N/A

ASSOC M/N: N/A
ASSOC M/N: N/A

ASSOC. DWG: LOC: M-1082
P&ID: M-76

MANUFACTU: LOVE CONTROLS

SERIAL NO:

ASSOC MANF: N/A
ASSOC MANF: N/A

ASSOC S/N: N/A
ASSOC S/N: N/A

SERVICE: HPCI PUMP COMPARTMENT UNIT COOLER 1AV209.

P.O. NO: M-66 S/C

FUNCTION: PROVIDES SIGNAL TO TSHL-76-122A AND TSHHH-76-122A FOR CONTROL OF ASSOCIATED UNIT COOLER. REQUIRED FOR ALL HELBS EXCEPT HPCILB.

SUBMERGENCE: N/A

CHEMICAL SPRAY: N/A

PARAMETER	ENVIRONMENT		DOCUMENTATION REFERENCE		QUALIFICATION	OUTSTANDING ITEMS	INTERFACES: LUGS: EQRR 171 CABLE: EQRR22
	SPECIFICATION	QUALIFICATION	SPECIFICATION	QUALIFICATION	METHOD		
OPERATING TIME	6 HRS.	180 DAYS	78,544	161	TEST & ANAL.		
TEMPERATURE (F)	120	120	85	161	TEST & ANAL.		MAINTENANCE REQUIREMENTS:
PRESSURE (PSIA)	14.7	14.7	85	161	TEST		
RELATIVE HUMIDITY (%)	90	90	85	161	TEST		
RADIATION	6.63 E4	1.5 E7	143	178,161	TEST		REMARKS:
AGING	40 YRS.	4.42 YRS.	N/A	161	TEST & ANAL.		

DEFICIENCY RESOLUTION:

FACILITY: LGS UNIT: 1 DOCKET: 50-352 EQRR: 144

PREPARED BY: FMV DATE: 03/05/84 REVISION DATE: 04/12/84

REVIEWED BY: WJB DATE: 04/12/84

SYSTEM: ECCS PUMP ROOM HVAC

ACCY: SPEC: +/- 0.5% F.S.
DEMON: +/- 0.5% F.S.
REF: 8031-M-66-387

LOCATION: ROOM 207

PLANT ID: TIT-76-122B

RACK/PANEL: 1BC208

COMPONENT: TEMPERATURE INDICATING TRANSMITTER
ASSOC COMP: N/A
ASSOC COMP: N/A

MODEL NO.: 54-838-8114-8174-8226
ASSOC M/N: N/A
ASSOC M/N: N/A

ASSOC. DWG: LOC: M-1082
P&ID: M-76

MANUFACTU: LOVE CONTROLS
ASSOC MANF: N/A
ASSOC MANF: N/A

SERIAL NO:
ASSOC S/N: N/A
ASSOC S/N: N/A

SERVICE: HPCI PUMP COMPARTMENT UNIT COOLER 1BV209.

P.O. NO: M-66 S/C

FUNCTION: PROVIDES SIGNAL TO TSHL-76-122B AND TSHHH-76-122B FOR CONTROL OF ASSOCIATED UNIT COOLER. REQUIRED FOR ALL HELBS EXCEPT HPCILB.

SUBMERGENCE: N/A

CHEMICAL SPRAY: N/A

PARAMETER	ENVIRONMENT		DOCUMENTATION REFERENCE		QUALIFICATION	OUTSTANDING ITEMS	INTERFACES: LUGS: EQRR 171 CABLE: EQRR22
	SPECIFICATION	QUALIFICATION	SPECIFICATION	QUALIFICATION	METHOD		
OPERATING TIME	6 HRS.	180 DAYS	78,544	161	TEST & ANAL.		
TEMPERATURE (F)	120	120	85	161	TEST & ANAL.		MAINTENANCE REQUIREMENTS:
PRESSURE (PSIA)	14.7	14.7	85	161	TEST		
RELATIVE HUMIDITY (%)	90	90	85	161	TEST		
RADIATION	6.63 E4	1.5 E7	143	178,161	TEST		REMARKS:
AGING	40 YRS.	4.42 YRS.	N/A	161	TEST & ANAL.		

DEFICIENCY RESOLUTION:

FACILITY: LGS UNIT: 1 DOCKET: 50-352 EQRR: 144
PREPARED BY: FMV DATE: 02/29/84 REVISION DATE: 04/12/84
REVIEWED BY: WJB DATE: 04/12/84

SYSTEM: ECCS PUMP ROOM HVAC
ACCY: SPEC: +/- 0.5% F.S.
DEMON: +/- 0.5% F.S.
REF: 8031-M-66-387
LOCATION: ROOM 200

PLANT ID: TIT-76-123A
RACK/PANEL: 1AC208

COMPONENT: TEMPERATURE INDICATING TRANSMITTER
MODEL NO.: 54-838-8114-8174-8226
ASSOC COMP: N/A
ASSOC M/N: N/A
ASSOC. DWG: LOC: M-1082
ASSOC COMP: N/A
ASSOC M/N: N/A
P&ID: M-76

MANUFACTU: LOVE CONTROLS
SERIAL NO:
ASSOC MANF: N/A
ASSOC S/N: N/A
ASSOC MANF: N/A
ASSOC S/N: N/A

SERVICE: RHR PUMP COMPARTMENT UNIT COOLER 1AV210.
P.O. NO: M-66 S/C

FUNCTION: PROVIDES SIGNAL TO TSHL-76-123A AND TSHHH-76-123A FOR CONTROL OF ASSOCIATED UNIT COOLER. REQUIRED FOR LOCA AND ALL HELBS EXCEPT RHRLB.
SUBMERGENCE: N/A
CHEMICAL SPRAY: N/A

PARAMETER	ENVIRONMENT		DOCUMENTATION REFERENCE		QUALIFICATION	OUTSTANDING ITEMS	INTERFACES: LUGS: EQRR 171 CABLE: EQRR22
	SPECIFICATION	QUALIFICATION	SPECIFICATION	QUALIFICATION	METHOD		
OPERATING TIME	180 DAYS	180 DAYS	78,544	161	TEST & ANAL.		
TEMPERATURE (F)	120	120	85	161	TEST & ANAL.		MAINTENANCE REQUIREMENTS:
PRESSURE (PSIA)	14.7	14.7	85	161	TEST		
RELATIVE HUMIDITY (%)	90	90	85	161	TEST		
RADIATION	4.1 E5	1.5 E7	143	178,161	TEST		REMARKS:
AGING	40 YRS.	4.42 YRS.	N/A	161	TEST & ANAL.		

DEFICIENCY RESOLUTION:

FACILITY: LGS UNIT: 1 DOCKET: 50-352 EQRR: 144

PREPARED BY: FMV DATE: 02/29/84 REVISION DATE: 04/12/84

REVIEWED BY: MJB DATE: 04/12/84

SYSTEM: ECCS PUMP ROOM HVAC

ACCY: SPEC: +/- 0.5% F.S.
DEMON: +/- 0.5% F.S.
REF: 8031-M-66-387

LOCATION: ROOM 200

PLANT ID: TIT-76-123B

RACK/PANEL: 1BC208

COMPONENT: TEMPERATURE INDICATING TRANSMITTER
ASSOC COMP: N/A
ASSOC COMP: N/A

MODEL NO.: 54-838-8114-8174-8226
ASSOC M/N: N/A
ASSOC M/N: N/A

ASSOC. DWG: LOC: M-1082
P&ID: M-76

MANUFACTU: LOVE CONTROLS
ASSOC MANF: N/A
ASSOC MANF: N/A

SERIAL NO:
ASSOC S/N: N/A
ASSOC S/N: N/A

SERVICE: RHR PUMP COMPARTMENT UNIT COOLER 1BV210.

P.O. NO: M-66 S/C

FUNCTION: PROVIDES SIGNAL TO TSHL-76-123B AND TSHHH-76-123B FOR CONTROL OF ASSOCIATED UNIT COOLER. REQUIRED FOR LOCA AND ALL HELBS EXCEPT RHRLB.

SUBMERGENCE: N/A

CHEMICAL SPRAY: N/A

PARAMETER	ENVIRONMENT		DOCUMENTATION REFERENCE		QUALIFICATION	OUTSTANDING ITEMS	INTERFACES: LUGS: EQRR 171 CABLE: EQRR 22
	SPECIFICATION	QUALIFICATION	SPECIFICATION	QUALIFICATION	METHOD		
OPERATING TIME	180 DAYS	180 DAYS	78,544	161	TEST & ANAL.		
TEMPERATURE (F)	120	120	85	161	TEST & ANAL.		MAINTENANCE REQUIREMENTS:
PRESSURE (PSIA)	14.7	14.7	85	161	TEST		
RELATIVE HUMIDITY (%)	90	90	85	161	TEST		
RADIATION	6.63 E4	1.5 E7	143	178,161	TEST		REMARKS:
AGING	40 YRS.	4.42 YRS.	N/A	161	TEST & ANAL.		

DEFICIENCY RESOLUTION:

FACILITY: LGS UNIT: 1 DOCKET: 50-352 EQRR: 144

PREPARED BY: FMV DATE: 02/29/84 REVISION DATE: 04/12/84

REVIEWED BY: WJB DATE: 04/12/84

SYSTEM: ECCS PUMP ROOM HVAC

ACCY: SPEC: +/- 0.5% F.S.
DEMON: +/- 0.5% F.S.
REF: 8031-M-66-387

LOCATION: ROOM 200

PLANT ID: TIT-76-123C

RACK/PANEL: 1CC208

COMPONENT: TEMPERATURE INDICATING TRANSMITTER

MODEL NO.: 54-838-8114-8174-8226

ASSOC COMP: N/A
ASSOC COMP: N/A

ASSOC M/N: N/A
ASSOC M/N: N/A

ASSOC. DWG: LOC: M-1082
P&ID: M-76

MANUFACTU: LOVE CONTROLS

SERIAL NO:

ASSOC MANF: N/A
ASSOC MANF: N/A

ASSOC S/N: N/A
ASSOC S/N: N/A

SERVICE: RHR PUMP COMPARTMENT UNIT COOLER 1CV210.

P.O. NO: M-66 S/C

FUNCTION: PROVIDES SIGNAL TO TSHL-76-123C AND TSHHH-76-123C FOR CONTROL OF ASSOCIATED UNIT COOLER. REQUIRED FOR LOCA AND ALL HELBS EXCEPT RHRLB.

SUBMERGENCE: N/A

CHEMICAL SPRAY: N/A

PARAMETER	ENVIRONMENT		DOCUMENTATION REFERENCE		QUALIFICATION	OUTSTANDING ITEMS	INTERFACES: LUGS: EQRR 171 CABLE: EQRR22
	SPECIFICATION	QUALIFICATION	SPECIFICATION	QUALIFICATION	METHOD		
OPERATING TIME	180 DAYS	180 DAYS	78,544	161	TEST & ANAL.		
TEMPERATURE (F)	120	120	85	161	TEST & ANAL.		MAINTENANCE REQUIREMENTS:
PRESSURE (PSIA)	14.7	14.7	85	161	TEST		
RELATIVE HUMIDITY (%)	90	90	85	161	TEST		
RADIATION	5.6 E5	1.5 E7	143	178,161	TEST		REMARKS:
AGING	40 YRS.	4.42 YRS.	N/A	161	TEST & ANAL.		

DEFICIENCY RESOLUTION:

FACILITY: LGS UNIT: 1 DOCKET: 50-352 EQRR: 144
PREPARED BY: FMV DATE: 02/29/84 REVISION DATE: 04/12/84
REVIEWED BY: WJB DATE: 04/12/84

SYSTEM: ECCS PUMP ROOM HVAC
ACCY: SPEC: +/- 0.5% F.S.
DEMON: +/- 0.5% F.S.
REF: 8031-M-66-387
LOCATION: ROOM 200

PLANT ID: TIT-76-123D
RACK/PANEL: 1DC208

COMPONENT: TEMPERATURE INDICATING TRANSMITTER
MODEL NO.: 54-838-8114-8174-8226
ASSOC COMP: N/A
ASSOC M/N: N/A
ASSOC. DWG: LOC: M-1082
ASSOC COMP: N/A
ASSOC M/N: N/A
P&ID: M-76

MANUFACTU: LOVE CONTROLS
SERIAL NO:
ASSOC MANF: N/A
ASSOC S/N: N/A
ASSOC MANF: N/A
ASSOC S/N: N/A

SERVICE: RHR PUMP COMPARTMENT UNIT COOLER 1DV210.
P.O. NO: M-66 S/C

FUNCTION: PROVIDES SIGNAL TO TSHL-76-123D AND TSHHH-76-123D FOR CONTROL OF ASSOCIATED UNIT COOLER. REQUIRED FOR LC AND ALL HELBS EXCEPT RHRLB.
SUBMERGENCE: N/A
CHEMICAL SPRAY: N/A

PARAMETER	ENVIRONMENT		DOCUMENTATION REFERENCE		QUALIFICATION	OUTSTANDING ITEMS	INTERFACES: LUGS: EQRR 171 CABLE: EQRR22
	SPECIFICATION	QUALIFICATION	SPECIFICATION	QUALIFICATION	METHOD		
OPERATING TIME	180 DAYS	180 DAYS	78,544	161	TEST & ANAL.		
TEMPERATURE (F)	120	122	85	161	TEST & ANAL.		MAINTENANCE REQUIREMENTS:
PRESSURE (PSIA)	14.7	14.7	85	161	TEST		
RELATIVE HUMIDITY (%)	90	90	85	161	TEST		
RADIATION	6.63 E4	1.5 E7	143	178,161	TEST		REMARKS:
AGING	40 YRS.	4.42 YRS.	N/A	161	TEST & ANAL.		

DEFICIENCY RESOLUTION:

FACILITY: LGS UNIT: 1 DOCKET: 50-352 EQRR: 144
PREPARED BY: FMV DATE: 02/29/84 REVISION DATE: 04/12/84
REVIEWED BY: MJB DATE: 04/12/84

SYSTEM: ECCS PUMP ROOM HVAC
ACCY: SPEC: +/- 0.5% F.S.
DEMON: +/- 0.5% F.S.
REF: 8031-M-66-387
LOCATION: ROOM 200

PLANT ID: TIT-76-123E
RACK/PANEL: 1AC208

COMPONENT: TEMPERATURE INDICATING TRANSMITTER
MODEL NO.: 54-838-8114-8174-8226
ASSOC COMP: N/A
ASSOC M/N: N/A
ASSOC. DWG: LOC: M-1082
ASSOC COMP: N/A
ASSOC M/N: N/A
P&ID: M-76

MANUFACTU: LOVE CONTROLS
SERIAL NO:
ASSOC MANF: N/A
ASSOC S/N: N/A
ASSOC MANF: N/A
ASSOC S/N: N/A

SERVICE: CORE SPRAY PUMP COMPARTMENT UNIT COOLER 1EV211.
P.O. NO: M-66 S/C

FUNCTION: PROVIDES SIGNAL TO TSHL-76-123E AND TSHHH-76-123E FOR CONTROL OF ASSOCIATED UNIT COOLER. REQUIRED FOR LOCA AND ALL HELBS EXCEPT RHRLB.
SUBMERGENCE: N/A
CHEMICAL SPRAY: N/A

PARAMETER	ENVIRONMENT		DOCUMENTATION REFERENCE		QUALIFICATION	OUTSTANDING ITEMS	INTERFACES: LUGS: EQRR 171 CABLE: EQRR 22
	SPECIFICATION	QUALIFICATION	SPECIFICATION	QUALIFICATION	METHOD		
OPERATING TIME	180 DAYS	180 DAYS	78,544	161	TEST & ANAL.		
TEMPERATURE (F)	120	120	85	161	TEST & ANAL.		MAINTENANCE REQUIREMENTS:
PRESSURE (PSIA)	14.7	14.7	85	161	TEST		
RELATIVE HUMIDITY (%)	90	90	85	161	TEST		
RADIATION	4.1 E5	1.5 E7	143	178,161	TEST		REMARKS:
AGING	40 YRS.	4.42 YRS.	N/A	161	TEST & ANAL.		

DEFICIENCY RESOLUTION:

FACILITY: LGS UNIT: 1 DOCKET: 50-352 EQRR: 144

PREPARED BY: FMV DATE: 02/05/84 REVISION DATE: 04/12/84

REVIEWED BY: WJB DATE: 04/12/84

SYSTEM: ECCS PUMP ROOM HVAC

ACCY: SPEC: +/- 0.5% F.S.
DEMON: +/- 0.5% F.S.
REF: 8031-M-66-387

LOCATION: ROOM 200

PLANT ID: TIT-76-123F

RACK/PANEL: 1BC208

COMPONENT: TEMPERATURE INDICATING TRANSMITTER
ASSOC COMP: N/A
ASSOC COMP: N/A

MODEL NO.: 54-838-8114-8174-8226
ASSOC M/N: N/A
ASSOC M/N: N/A

ASSOC. DWG: LOC: M-1082
P&ID: M-76

MANUFACTU: LOVE CONTROLS
ASSOC MANF: N/A
ASSOC MANF: N/A

SERIAL NO:
ASSOC S/N: N/A
ASSOC S/N: N/A

SERVICE: RHR PUMP COMPARTMENT UNIT COOLER 1FV210.

P.O. NO: M-66 S/C

FUNCTION: PROVIDES SIGNAL TO TSHL-76-123F AND TSHHH-76-123F FOR CONTROL OF ASSOCIATED UNIT COOLER. REQUIRED FOR LOCA AND ALL HELBS EXCEPT RHRLB.

SUBMERGENCE: N/A

CHEMICAL SPRAY: N/A

PARAMETER	ENVIRONMENT		DOCUMENTATION REFERENCE		QUALIFICATION	OUTSTANDING ITEMS	INTERFACES: LUGS: EQRR 171 CABLE: EQRR22
	SPECIFICATION	QUALIFICATION	SPECIFICATION	QUALIFICATION	METHOD		
OPERATING TIME	180 DAYS	180 DAYS	78,544	161	TEST & ANAL.		
TEMPERATURE (F)	120	120	85	161	TEST & ANAL.		MAINTENANCE REQUIREMENTS:
PRESSURE (PSIA)	14.7	14.7	85	161	TEST		
RELATIVE HUMIDITY (%)	90	90	85	161	TEST		
RADIATION	6.63 E4	1.5 E7	143	178,161	TEST		REMARKS:
AGING	40 YRS.	4.42 YRS.	N/A	161	TEST & ANAL.		

DEFICIENCY RESOLUTION:

FACILITY: LGS UNIT: 1 DOCKET: 50-352 EQRR: 144
PREPARED BY: FMV DATE: 03/13/84 REVISION DATE: 04/12/84
REVIEWED BY: WJB DATE: 04/12/84

SYSTEM: ECCS PUMP ROOM HVAC
ACCY: SPEC: +/- 0.5% F.S.
DEMON: +/- 0.5% F.S.
REF: 8031-M-66-387
LOCATION: ROOM 200

PLANT ID: TIT-76-123G
RACK/PANEL: 1CC208

COMPONENT: TEMPERATURE INDICATING TRANSMITTER
MODEL NO.: 54-838-8114-8174-8226
ASSOC COMP: N/A
ASSOC M/N: N/A
ASSOC. DWG: LOC: M-1082
ASSOC COMP: N/A
ASSOC M/N: N/A
P&ID: M-76

MANUFACTU: LOVE CONTROLS
SERIAL NO:
ASSOC MANF: N/A
ASSOC S/N: N/A
ASSOC MANF: N/A
ASSOC S/N: N/A

SERVICE: RHR PUMP COMPARTMENT UNIT COOLER 1GV210.
P.O. NO: M-66 S/C

FUNCTION: PROVIDES SIGNAL TO TSHL-76-123G AND TSHHH-76-123G FOR CONTROL OF ASSOCIATED UNIT COOLER. REQUIRED FOR LOCA AND ALL HELBS EXCEPT RHRLB.
SUBMERGENCE: N/A
CHEMICAL SPRAY: N/A

PARAMETER	ENVIRONMENT		DOCUMENTATION REFERENCE		QUALIFICATION	OUTSTANDING ITEMS	INTERFACES: LUGS: EQRR 171 CABLE: EQRR22
	SPECIFICATION	QUALIFICATION	SPECIFICATION	QUALIFICATION	METHOD		
OPERATING TIME	180 DAYS	180 DAYS	78,544	161	TEST & ANAL.		
TEMPERATURE (F)	120	120	85	161	TEST & ANAL.		MAINTENANCE REQUIREMENTS:
PRESSURE (PSIA)	14.7	14.7	85	161	TEST		
RELATIVE HUMIDITY (%)	90	90	85	161	TEST		
RADIATION	5.6 E5	1.5 E7	143	178,161	TEST		REMARKS:
AGING	40 YRS.	4.42 YRS.	N/A	161	TEST & ANAL.		

DEFICIENCY RESOLUTION:

FACILITY: LGS UNIT: 1 DOCKET: 50-352 EQRR: 144
PREPARED BY: FMV DATE: 02/29/84 REVISION DATE: 04/12/84
REVIEWED BY: WJB DATE: 04/12/84

SYSTEM: ECCS PUMP ROOM HVAC
ACCY: SPEC: +/- 0.5% F.S.
DEMON: +/- 0.5% F.S.
REF: 8031-M-66-387
LOCATION: ROOM 200

PLANT ID: TIT-76-123H
RACK/PANEL: 1DC208

COMPONENT: TEMPERATURE INDICATING TRANSMITTER
MODEL NO.: 54-838-8114-8174-8226
ASSOC COMP: N/A
ASSOC M/N: N/A
ASSOC. DWG: LOC: M-1082
ASSOC COMP: N/A
ASSOC M/N: N/A
P&ID: M-76

MANUFACTU: LOVE CONTROLS
SERIAL NO:
ASSOC MANF: N/A
ASSOC S/N: N/A
ASSOC MANF: N/A
ASSOC S/N: N/A

SERVICE: RHR PUMP COMPARTMENT UNIT COOLER 1HV210.
P.O. NO: M-66 S/C

FUNCTION: PROVIDES SIGNAL TO TSHL-76-123H AND TSHHH-76-123H FOR CONTROL OF ASSOCIATED UNIT COOLER. REQUIRED FOR LOCA AND ALL HELBS EXCEPT RHRLB.
SUBMERGENCE: N/A
CHEMICAL SPRAY: N/A

PARAMETER	ENVIRONMENT		DOCUMENTATION REFERENCE		QUALIFICATION	OUTSTANDING ITEMS	INTERFACES: LUGS: EQRR 171 CABLE: EQRR22
	SPECIFICATION	QUALIFICATION	SPECIFICATION	QUALIFICATION	METHOD		
OPERATING TIME	180 DAYS	180 DAYS	78,544	161	TEST & ANAL.		
TEMPERATURE (F)	120	120	85	161	TEST & ANAL.		MAINTENANCE REQUIREMENTS:
PRESSURE (PSIA)	14.7	14.7	85	161	TEST		
RELATIVE HUMIDITY (%)	90	90	85	161	TEST		
RADIATION	6.63 E4	1.5 E7	143	178,161	TEST		REMARKS:
AGING	40 YRS.	4.42 YRS.	N/A	161	TEST & ANAL.		

DEFICIENCY RESOLUTION:

PREPARED BY: FMV DATE: 02/29/84 REVISION DATE: 04/12/84

FACILITY: LGS UNIT: 1 DOCKET: 50-352 EQRR: 144

REVIEWED BY: WJB DATE: 04/12/84

SYSTEM: ECCS PUMP ROOM HVAC

ACCY: SPEC: +/- 0.5% F.S.
DEMON: +/- 0.5% F.S.
REF: 8031-M-66-387

LOCATION: ROOM 200

PLANT ID: TIT-76-124A

RACK/PANEL: 1AC208

COMPONENT: TEMPERATURE INDICATING TRANSMITTER

MODEL NO.: 54-838-8114-8174-8226

ASSOC COMP: N/A
ASSOC COMP: N/A

ASSOC M/N: N/A
ASSOC M/N: N/A

ASSOC. DWG: LOC: M-1082
P&ID: M-76

MANUFACTU: LOVE CONTROLS

SERIAL NO:

ASSOC MANF: N/A
ASSOC MANF: N/A

ASSOC S/N: N/A
ASSOC S/N: N/A

SERVICE: CORE SPRAY PUMP COMPARTMENT UNIT COOLER 1AV211.

P.O. NO: M-66 S/C

FUNCTION: PROVIDES SIGNAL TO TSHL-76-124A AND TSHHH-76-124A FOR CONTROL OF ASSOCIATED UNIT COOLER. REQUIRED FOR LOCA AND ALL HELBS.

SUBMERGENCE: N/A

CHEMICAL SPRAY: N/A

PARAMETER	ENVIRONMENT		DOCUMENTATION REFERENCE		QUALIFICATION	OUTSTANDING ITEMS	INTERFACES: LUGS: EQRR 171 CABLE: EQRR22
	SPECIFICATION	QUALIFICATION	SPECIFICATION	QUALIFICATION	METHOD		
OPERATING TIME	180 DAYS	180 DAYS	78,544	161	TEST & ANAL.		
TEMPERATURE (F)	120	120	85	161	TEST & ANAL.		MAINTENANCE REQUIREMENTS:
PRESSURE (PSIA)	14.7	14.7	85	161	TEST		
RELATIVE HUMIDITY (%)	90	90	85	161	TEST		
RADIATION	4.1 E5	1.5 E7	143	178,161	TEST		REMARKS:
AGING	40 YRS.	4.42 YRS.	N/A	161	TEST & ANAL.		

DEFICIENCY RESOLUTION:

PREPARED BY: FMV DATE: 02/29/84 REVISION DATE: 04/12/84

FACILITY: LGS UNIT: 1 DOCKET: 50-352 EQRR: 144

REVIEWED BY: WJB DATE: 04/12/84

SYSTEM: ECCS PUMP ROOM HVAC

ACCY: SPEC: +/- 0.5% F.S.
DEMON: +/- 0.5% F.S.
REF: 8031-M-66-387

LOCATION: ROOM 200

PLANT ID: TIT-76-124B

RACK/PANEL: 1BC208

COMPONENT: TEMPERATURE INDICATING TRANSMITTER

MODEL NO.: 54-838-8114-8174-8226

ASSOC COMP: N/A
ASSOC COMP: N/A

ASSOC M/N: N/A
ASSOC M/N: N/A

ASSOC. DWG: LOC: M-1082
P&ID: M-76

MANUFACTU: LOVE CONTROLS

SERIAL NO:

ASSOC MANF: N/A
ASSOC MANF: N/A

ASSOC S/N: N/A
ASSOC S/N: N/A

SERVICE: CORE SPRAY PUMP COMPARTMENT UNIT COOLER 1BV211.

P.O. NO: M-66 S/C

FUNCTION: PROVIDES SIGNAL TO TSHL-76-124B AND TSHHH-76-124B FOR CONTROL OF ASSOCIATED UNIT COOLER. REQUIRED FOR LOCA AND ALL HELBS.

SUBMERGENCE: N/A

CHEMICAL SPRAY: N/A

PARAMETER	ENVIRONMENT		DOCUMENTATION REFERENCE		QUALIFICATION	OUTSTANDING ITEMS	INTERFACES:
	SPECIFICATION	QUALIFICATION	SPECIFICATION	QUALIFICATION	METHOD		LUGS: EQRR 171 CABLE: EQRR22
OPERATING TIME	180 DAYS	161	78,544	161	TEST & ANAL.		
TEMPERATURE (F)	120	120	85	161	TEST & ANAL.		MAINTENANCE REQUIREMENTS:
PRESSURE (PSIA)	14.7	14.7	85	161	TEST		
RELATIVE HUMIDITY (%)	90	90	85	161	TEST		
RADIATION	6.63 E4	1.5 E7	143	178,161	TEST		REMARKS:
AGING	40 YRS.	4.42 YRS.	N/A	161	TEST & ANAL.		

DEFICIENCY RESOLUTION:

FACILITY: LGS UNIT: 1 DOCKET: 50-352 EQRR: 144

PREPARED BY: FMV DATE: 02/29/84 REVISION DATE: 04/12/84

REVIEWED BY: WJB DATE: 04/12/84

SYSTEM: ECCS PUMP ROOM HVAC

ACCY: SPEC: +/- 0.5% F.S.
DEMON: +/- 0.5% F.S.
REF: 8031-M-66-387

LOCATION: ROOM 200

PLANT ID: TIT-76-124C

RACK/PANEL: 1CC208

COMPONENT: TEMPERATURE INDICATING TRANSMITTER
ASSOC COMP: N/A
ASSOC COMP: N/A

MODEL NO.: 54-838-8114-8174-8226
ASSOC M/N: N/A
ASSOC M/N: N/A

ASSOC. DWG: LOC: M-1082
P&ID: M-76

MANUFACTU: LOVE CONTROLS
ASSOC MANF: N/A
ASSOC MANF: N/A

SERIAL NO:
ASSOC S/N: N/A
ASSOC S/N: N/A

SERVICE: CORE SPRAY PUMP COMPARTMENT UNIT COOLER 1CV211.

P.O. NO: M-66 S/C

FUNCTION: PROVIDES SIGNAL TO TSHL-76-124C AND TSHHH-76-124C FOR CONTROL OF ASSOCIATED UNIT COOLER. REQUIRED FOR LOCA AND ALL HELBS.

SUBMERGENCE: N/A

CHEMICAL SPRAY: N/A

PARAMETER	ENVIRONMENT		DOCUMENTATION REFERENCE		QUALIFICATION	OUTSTANDING ITEMS	INTERFACES: LUGS: EQRR 171 CABLE: EQRR22
	SPECIFICATION	QUALIFICATION	SPECIFICATION	QUALIFICATION	METHOD		
OPERATING TIME	180 DAYS	180 DAYS	78,544	161	TEST & ANAL.		
TEMPERATURE (F)	120	120	85	161	TEST & ANAL.		MAINTENANCE REQUIREMENTS:
PRESSURE (PSIA)	14.7	14.7	85	161	TEST		
RELATIVE HUMIDITY (%)	90	90	85	161	TEST		
RADIATION	5.6 E5	1.5 E7	143	178,161	TEST		REMARKS:
AGING	40 YRS.	4.42 YRS.	N/A	161	TEST & ANAL.		

DEFICIENCY RESOLUTION:

FACILITY: LGS UNIT: 1 DOCKET: 50-352 EQRR: 144

PREPARED BY: FMV DATE: 02/29/84 REVISION DATE: 04/12/84

REVIEWED BY: WJB DATE: 04/12/84

SYSTEM: ECCS PUMP ROOM HVAC

ACCY: SPEC: +/- 0.5% F.S.
DEMON: +/- 0.5% F.S.
REF: 8031-M-66-387

LOCATION: ROOM 200

PLANT ID: TIT-76-124D

RACK/PANEL: 1DC208

COMPONENT: TEMPERATURE INDICATING TRANSMITTER
ASSOC COMP: N/A
ASSOC COMP: N/A

MODEL NO.: 54-838-8114-8174-8226
ASSOC M/N: N/A
ASSOC M/N: N/A

ASSOC. DWG: LOC: M-1082
P&ID: M-76

MANUFACTU: LOVE CONTROLS
ASSOC MANF: N/A
ASSOC MANF: N/A

SERIAL NO:
ASSOC S/N: N/A
ASSOC S/N: N/A

SERVICE: CORE SPRAY PUMP COMPARTMENT UNIT COOLER 1DV211.

P.O. NO: M-66 S/C

FUNCTION: PROVIDES SIGNAL TO TSHL-76-124D AND TSHHH-76-124D FOR CONTROL OF ASSOCIATED UNIT COOLER. REQUIRED FOR LOCA AND ALL HELBS.

SUBMERGENCE: N/A

CHEMICAL SPRAY: N/A

PARAMETER	ENVIRONMENT		DOCUMENTATION REFERENCE		QUALIFICATION	OUTSTANDING ITEMS	INTERFACES: LUGS: EQRR 171 CABLE: EQRR22
	SPECIFICATION	QUALIFICATION	SPECIFICATION	QUALIFICATION	METHOD		
OPERATING TIME	180 DAYS	180 DAYS	78,544	161	TEST & ANAL.		
TEMPERATURE (F)	120	120	85	161	TEST & ANAL.		MAINTENANCE REQUIREMENTS:
PRESSURE (PSIA)	14.7	14.7	85	161	TEST		
RELATIVE HUMIDITY (%)	90	90	85	161	TEST		
RADIATION	6.71 E4	1.5 E7	143	178,161	TEST		REMARKS:
AGING	40 YRS.	4.42 YRS.	N/A	161	TEST & ANAL.		

DEFICIENCY RESOLUTION:

PREPARED BY: FMV DATE: 02/29/84 REVISION DATE: 04/12/84

FACILITY: LGS UNIT: 1 DOCKET: 50-352 EQRR: 144

REVIEWED BY: WJB DATE: 04/12/84

SYSTEM: ECCS PUMP ROOM HVAC

ACCY: SPEC: +/- 0.5% F.S.
DEMON: +/- 0.5% F.S.
REF: 8031-M-66-387

LOCATION: ROOM 200

PLANT ID: TIT-76-124E

RACK/PANEL: 1AC208

COMPONENT: TEMPERATURE INDICATING TRANSMITTER

MODEL NO.: 54-838-8114-8174-8226

ASSOC COMP: N/A
ASSOC COMP: N/A

ASSOC M/N: N/A
ASSOC M/N: N/A

ASSOC. DWG: LOC: M-1082
P&ID: M-76

MANUFACTU: LOVE CONTROLS

SERIAL NO:

ASSOC MANF: N/A
ASSOC MANF: N/A

ASSOC S/N: N/A
ASSOC S/N: N/A

SERVICE: CORE SPRAY PUMP COMPARTMENT UNIT COOLER 1EV211.

P.O. NO: M-66 S/C

FUNCTION: PROVIDES SIGNAL TO TSHL-76-124E AND TSHHH-76-124E FOR CONTROL OF ASSOCIATED UNIT COOLER. REQUIRED FOR LOCA AND ALL HELBS.

SUBMERGENCE: N/A

CHEMICAL SPRAY: N/A

PARAMETER	ENVIRONMENT		DOCUMENTATION REFERENCE		QUALIFICATION	OUTSTANDING ITEMS	INTERFACES: LUGS: EQRR 171 CABLE: EQRR22
	SPECIFICATION	QUALIFICATION	SPECIFICATION	QUALIFICATION	METHOD		
OPERATING TIME	180 DAYS	180 DAYS	78,544	161	TEST & ANAL.		
TEMPERATURE (F)	120	120	85	161	TEST & ANAL.		MAINTENANCE REQUIREMENTS:
PRESSURE (PSIA)	14.7	14.7	85	161	TEST		
RELATIVE HUMIDITY (%)	90	90	85	161	TEST		
RADIATION	4.1 E5	1.5 E7	143	178,161	TEST		REMARKS:
AGING	40 YRS.	4.42 YRS.	N/A	161	TEST & ANAL.		

DEFICIENCY RESOLUTION:

PREPARED BY: FMV DATE: 02/29/84 REVISION DATE: 04/12/84

FACILITY: LGS UNIT: 1 DOCKET: 50-352 EQRR: 144

REVIEWED BY: WJB DATE: 04/12/84

SYSTEM: ECCS PUMP ROOM HVAC

ACCY: SPEC: +/- 0.5% F.S.
DEMON: +/- 0.5% F.S.
REF: 8031-M-66-387

LOCATION: ROOM 200

PLANT ID: TIT-76-124F

RACK/PANEL: 1BC208

COMPONENT: TEMPERATURE INDICATING TRANSMITTER
ASSOC COMP: N/A
ASSOC COMP: N/A

MODEL NO.: 54-838-8114-8174-8226
ASSOC M/N: N/A
ASSOC M/N: N/A

ASSOC. DWG: LOC: M-1082
P&ID: M-76

MANUFACTU: LOVE CONTROLS
ASSOC MANF: N/A
ASSOC MANF: N/A

SERIAL NO:
ASSOC S/N: N/A
ASSOC S/N: N/A

SERVICE: CORE SPRAY PUMP COMPARTMENT UNIT COOLER 1FV211.

P.O. NO: M-66 S/C

FUNCTION: PROVIDES SIGNAL TO TSHL-76-124F AND TSHHH-76-124F FOR CONTROL OF ASSOCIATED UNIT COOLER. REQUIRED FOR LOCA AND ALL HELBS.

SUBMERGENCE: N/A

CHEMICAL SPRAY: N/A

PARAMETER	ENVIRONMENT		DOCUMENTATION REFERENCE		QUALIFICATION	OUTSTANDING ITEMS	INTERFACES:
	SPECIFICATION	QUALIFICATION	SPECIFICATION	QUALIFICATION	METHOD		LUGS: EQRR 171 CABLE: EQRR22
OPERATING TIME	180 DAYS	180 DAYS	78,544	161	TEST & ANAL.		
TEMPERATURE (F)	120	120	85	161	TEST & ANAL.		MAINTENANCE REQUIREMENTS:
PRESSURE (PSIA)	14.7	14.7	85	161	TEST		
RELATIVE HUMIDITY (%)	90	90	85	161	TEST		
RADIATION	6.71 E4	1.5 E7	143	178,161	TEST		REMARKS:
AGING	40 YRS.	4.42 YRS.	N/A	161	TEST & ANAL.		

DEFICIENCY RESOLUTION:

FACILITY: LGS UNIT: 1 DOCKET: 50-352 EQRR: 144
PREPARED BY: FMV DATE: 02/29/84 REVISION DATE: 04/12/84
REVIEWED BY: WJB DATE: 04/12/84

SYSTEM: ECCS PUMP ROOM HVAC
ACCY: SPEC: +/- 0.5% F.S.
DEMON: +/- 0.5% F.S.
REF: 8031-M-66-387
LOCATION: ROOM 200

PLANT ID: TIT-76-124G
RACK/PANEL: 1CC208

COMPONENT: TEMPERATURE INDICATING TRANSMITTER
MODEL NO.: 54-838-8114-8174-8226
ASSOC COMP: N/A
ASSOC M/N: N/A
ASSOC. DNG: LOC: M-1082
ASSOC COMP: N/A
ASSOC M/N: N/A
P&ID: M-76

MANUFACTU: LOVE CONTROLS
SERIAL NO:
ASSOC MANF: N/A
ASSOC S/N: N/A
ASSOC MANF: N/A
ASSOC S/N: N/A

SERVICE: CORE SPRAY PUMP COMPARTMENT UNIT COOLER 1GV211.
P.O. NO: M-66 S/C

FUNCTION: PROVIDES SIGNAL TO TSHL-76-124G AND TSHHH-76-124G FOR CONTROL OF ASSOCIATED UNIT COOLER. REQUIRED FOR LOCA AND ALL HELBS.
SUBMERGENCE: N/A
CHEMICAL SPRAY: N/A

PARAMETER	ENVIRONMENT		DOCUMENTATION REFERENCE		QUALIFICATION	OUTSTANDING ITEMS	INTERFACES:
	SPECIFICATION	QUALIFICATION	SPECIFICATION	QUALIFICATION	METHOD		LUGS: EQRR 171 CABLE: EQRR22
OPERATING TIME	180 DAYS	180 DAYS	78,544	161	TEST & ANAL.		
TEMPERATURE (F)	120	120	85	161	TEST & ANAL.		MAINTENANCE REQUIREMENTS:
PRESSURE (PSIA)	14.7	14.7.	85	161	TEST		
RELATIVE HUMIDITY (%)	90	90	85	161	TEST		
RADIATION	5.6 E5	1.5 E7	143	178,161	TEST		REMARKS:
AGING	40 YRS.	4.42 YRS.	N/A	161	TEST & ANAL.		

DEFICIENCY RESOLUTION:

PREPARED BY: FMV DATE: 02/29/84 REVISION DATE: 04/12/84

FACILITY: LGS UNIT: 1 DOCKET: 50-352 EQRR: 144

REVIEWED BY: WJB DATE: 04/12/84

SYSTEM: ECCS PUMP ROOM HVAC

ACCY: SPEC: +/- 0.5% F.S.
DEMON: +/- 0.5% F.S.
PEF: 8031-M-66-387

LOCATION: ROOM 200

PLANT ID: TIT-76-124H

RACK/PANEL: 1DC208

COMPONENT: TEMPERATURE INDICATING TRANSMITTER
ASSOC COMP: N/A
ASSOC COMP: N/A

MODEL NO.: 54-838-8114-8174-8226
ASSOC M/N: N/A
ASSOC M/N: N/A

ASSOC. DWG: LOC: M-1082
P&ID: M-76

MANUFACTU: LOVE CONTROLS
ASSOC MANF: N/A
ASSOC MANF: N/A

SERIAL NO:
ASSOC S/N: N/A
ASSOC S/N: N/A

SERVICE: CORE SPRAY PUMP COMPARTMENT UNIT COOLER 1HV211.

P.O. NO: M-66 S/C

FUNCTION: PROVIDES SIGNAL TO TSHL-76-124H AND TSHHH-76-124H FOR CONTROL OF ASSOCIATED UNIT COOLER. REQUIRED FOR LOCA AND ALL HELBS.

SUBMERGENCE: N/A

CHEMICAL SPRAY: N/A

PARAMETER	ENVIRONMENT		DOCUMENTATION REFERENCE		QUALIFICATION	OUTSTANDING ITEMS	INTERFACES: LUGS: EQRR 171 CABLE: EQRR22
	SPECIFICATION	QUALIFICATION	SPECIFICATION	QUALIFICATION	METHOD		
OPERATING TIME	180 DAYS	161	78,544		TEST & ANAL		
TEMPERATURE (F)	120	120	85	161	TEST & ANAL.		MAINTENANCE REQUIREMENTS:
PRESSURE (PSIA)	14.7	14.7	85	161	TEST		
RELATIVE HUMIDITY (%)	90	90	85	161	TEST		
RADIATION	6.71 E4	1.5 E7	143	178,161	TEST		REMARKS:
AGING	40 YRS.	4.42 YRS.	N/A	161	TEST & ANAL.		

DEFICIENCY RESOLUTION:

PRINTED 04/24/84

FACILITY: LGS UNIT: 1 DOCKET: 50-352 EQRR: 159

PREPARED BY: FMV DATE: 04/13/84 REVISION DATE: 04/13/84

REVIEWED BY: WJB DATE: 04/13/84

SYSTEM: ECCS PUMP ROOM HVAC

PLANT ID: TSHHH-76-121A

COMPONENT: TEMPERATURE SWITCH
ASSOC COMP: N/A
ASSOC COMP: N/A

MANUFACTU: LOVE CONTROLS
ASSOC MANF: N/A
ASSOC MANF: N/A

SERVICE: RCIC PUMP COMPARTMENT UNIT COOLER 1AV208.

FUNCTION: CLOSES WHEN HIGH TEMPERATURE SETPOINT REACHED TO PROVIDE START SIGNAL TO UNIT COOLER (WHEN IN STANDBY MODE).

ACCY: SPEC: +/- 0.5% F.S.
DEMON: +/- 0.5% F.S.
REF: 8031-M-66-387

MODEL NO.: 56-8115-8181-817
ASSOC M/N: N/A
ASSOC M/N: N/A

SERIAL NO: N/A
ASSOC S/N: N/A
ASSOC S/N: N/A

LOCATION: ROOM 200

RACK/PANEL: 1AC208

ASSOC. DWG: LOC: M-1082
P&ID: M-76
ELEC: E-471

P.O. NO: M-66

SUBMERGENCE: N/A

CHEMICAL SPRAY: N/A

PARAMETER	ENVIRONMENT		DOCUMENTATION REFERENCE		QUALIFICATION	OUTSTANDING ITEMS
	SPECIFICATION	QUALIFICATION	SPECIFICATION	QUALIFICATION	METHOD	
OPERATING TIME	6 HRS.	180 DAYS	78,544,143	144	TEST & ANAL.	
TEMPERATURE (F)	120	135	85	144	TEST & ANAL.	
PRESSURE (PSIA)	14.7	14.7	85	144	TEST	
RELATIVE HUMIDITY (%)	90	90	85	144	TEST	
RADIATION	8.38 E4	1E6	143	144	TEST	
AGING	40 YRS.	26.49 YRS.	N/A	144	TEST & ANAL.	

INTERFACES:
CABLE: EQRR 22

MAINTENANCE REQUIREMENTS:
REFERENCE 144

REMARKS:
SPECIFIED RADIATION IS FOR HELB.

DEFICIENCY RESOLUTION:

PREPARED BY: FMV DATE: 04/13/84 REVISION DATE: 04/13/84

FACILITY: LGS UNIT: 1 DOCKET: 50-352 EQRR: 159

REVIEWED BY: WJB DATE: 04/13/84

SYSTEM: ECCS PUMP ROOM HVAC

ACCY: SPEC: +/- 0.5% F.S.
DEMON: +/- 0.5% F.S.
REF: 8031-M-66-387

LOCATION: ROOM 200

PLANT ID: TSHHH-76-121B

RACK/PANEL: 1AC208

COMPONENT: TEMPERATURE SWITCH
ASSOC COMP: N/A
ASSOC COMP: N/A

MODEL NO.: 56-8115-8181-817
ASSOC M/N: N/A
ASSOC M/N: N/A

ASSOC. DNG: LOC: M-1082
P&ID: M-76
ELEC: E-471

MANUFACTU: LOVE CONTROLS
ASSOC MANF: N/A
ASSOC MANF: N/A

SERIAL NO: N/A
ASSOC S/N: N/A
ASSOC S/N: N/A

SERVICE: RCIC PUMP COMPARTMENT UNIT COOLER 1BV208.

P.O. NO: M-66

FUNCTION: CLOSES WHEN HIGH TEMPERATURE SETPOINT REACHED TO PROVIDE START SIGNAL TO UNIT COOLER (WHEN IN STANDBY MODE).

SUBMERGENCE: N/A

CHEMICAL SPRAY: N/A

PARAMETER	ENVIRONMENT		DOCUMENTATION REFERENCE		QUALIFICATION	OUTSTANDING ITEMS	INTERFACES: CABLE: EQRR 22
	SPECIFICATION	QUALIFICATION	SPECIFICATION	QUALIFICATION	METHOD		
OPERATING TIME	6 HRS.	180 DAYS	78,544,143	144	TEST & ANAL.		
TEMPERATURE (F)	120	135	85	144	TEST & ANAL.		MAINTENANCE REQUIREMENTS: REFERENCE 144
PRESSURE (PSIA)	14.7	14.7	85	144	TEST		
RELATIVE HUMIDITY (%)	90	90	85	144	TEST		
RADIATION	8.38 E4	1E6	143	144	TEST		REMARKS: SPECIFIED RADIATION IS FOR HELB.
AGING	40 YRS.	26.49 YRS.	N/A	144	TEST & ANAL.		

DEFICIENCY RESOLUTION:

FACILITY: LGS UNIT: 1 DOCKET: 50-352 EQRR: 159

PREPARED BY: FMV DATE: 04/13/84 REVISION DATE: 04/13/84

REVIEWED BY: WJB DATE: 04/13/84

SYSTEM: ECCS PUMP ROOM HVAC

PLANT ID: TSHMH-76-122A

COMPONENT: TEMPERATURE SWITCH
ASSOC COMP: N/A
ASSOC COMP: N/A

MANUFACTU: LOVE CONTROLS
ASSOC MANF: N/A
ASSOC MANF: N/A

SERVICE: HPCI PUMP COMPARTMENT UNIT COOLER 1AV209.

FUNCTION: CLOSES WHEN HIGH TEMPERATURE SETPOINT REACHED TO PROVIDE START SIGNAL TO UNIT COOLER (WHEN IN STANDBY MODE). REQUIRED FOR ALL HELBS EXCEPT HP EXCEPT RHRLB.

ACCY: SPEC: +/- 0.5% F.S.
DEMON: +/- 0.5% F.S.
REF: 8031-M-66-387

MODEL NO.: 56-8115-8181-817
ASSOC M/N: N/A
ASSOC M/N: N/A

SERIAL NO: N/A
ASSOC S/N: N/A
ASSOC S/N: N/A

LOCATION: ROOM 207

RACK/PANEL: 18C208

ASSOC. DWG: LOC: M-1090
P&ID: M-76
ELEC: E-471

P.O. NO: M-66

SUBMERGENCE: N/A

CHEMICAL SPRAY: N/A

PARAMETER	ENVIRONMENT		DOCUMENTATION REFERENCE		QUALIFICATION	OUTSTANDING ITEMS	INTERFACES:
	SPECIFICATION	QUALIFICATION	SPECIFICATION	QUALIFICATION	METHOD		CABLE: EQRR 22
OPERATING TIME	6 HRS.	180 DAYS	78,544,143	144	TEST & ANAL.		
TEMPERATURE (F)	120	135	85	144	TEST & ANAL.		MAINTENANCE REQUIREMENTS: REFERENCE 144
PRESSURE (PSIA)	14.7	14.7	85	144	TEST		
RELATIVE HUMIDITY (%)	90	90	85	144	TEST		
RADIATION	8.38 E4	1E6	143	144	TEST		REMARKS: SPECIFIED RADIATION IS FOR HELB.
AGING	40 YRS.	26.49 YRS.	N/A	144	TEST & ANAL.		

DEFICIENCY RESOLUTION:

PREPARED BY: FMV DATE: 04/13/84 REVISION DATE: 04/13/84

FACILITY: LGS UNIT: 1 DOCKET: 50-352 EQRR: 159

REVIEWED BY: WJB DATE: 04/13/84

SYSTEM: ECCS PUMP ROOM HVAC

ACCY: SPEC: +/- 0.5% F.S.
DEMON: +/- 0.5% F.S.
REF: 8031-M-66-387

LOCATION: ROOM 207

PLANT ID: TSHHH-76-122B

RACK/PANEL: 1BC208

COMPONENT: TEMPERATURE SWITCH
ASSOC COMP: N/A
ASSOC COMP: N/A

MODEL NO.: 56-8115-8181-817
ASSOC M/N: N/A
ASSOC M/N: N/A

ASSOC. DWG: LOC: M-1090
P&ID: M-76
ELEC: E-471

MANUFACTU: LOVE CONTROLS
ASSOC MANF: N/A
ASSOC MANF: N/A

SERIAL NO: N/A
ASSOC S/N: N/A
ASSOC S/N: N/A

SERVICE: HPCI PUMP COMPARTMENT UNIT COOLER 1BV209.

P.O. NO: M-66

FUNCTION: CLOSES WHEN HIGH TEMPERATURE SETPOINT REACHED TO PROVIDE START SIGNAL TO UNIT COOLER (WHEN IN STANDBY MODE). REQUIRED FOR ALL HELBS EXCEPT HP EXCEPT RHRLB.

SUBMERGENCE: N/A

CHEMICAL SPRAY: N/A

PARAMETER	ENVIRONMENT		DOCUMENTATION REFERENCE		QUALIFICATION	OUTSTANDING ITEMS	INTERFACES:
	SPECIFICATION	QUALIFICATION	SPECIFICATION	QUALIFICATION	METHOD		CABLE: EQRR 22
OPERATING TIME	6 HRS.	180 DAYS	78,544,143	144	TEST & ANAL.		
TEMPERATURE (F)	120	135	85	144	TEST & ANAL.		MAINTENANCE REQUIREMENTS: REFERENCE 144
PRESSURE (PSIA)	14.7	14.7	85	144	TEST		
RELATIVE HUMIDITY (%)	90	90	85	144	TEST		
RADIATION	8.38 E4	1E6	143	144	TEST		REMARKS: SPECIFIED RADIATION IS FOR HELB.
AGING	40 YRS.	26.49 YRS.	N/A	144	TEST & ANAL.		

DEFICIENCY RESOLUTION:

PREPARED BY: FMV DATE: 04/13/84 REVISION DATE: 04/13/84

FACILITY: LGS UNIT: 1 DOCKET: 50-352 EQRR: 159

REVIEWED BY: MJB DATE: 04/13/84

SYSTEM: ECCS PUMP ROOM HVAC

ACCY: SPEC: +/- 0.5% F.S.
DEMON: +/- 0.5% F.S.
REF: 8031-M-66-387

LOCATION: ROOM 200

PLANT ID: TSHHH-76-123A

RACK/PANEL: 1AC208

COMPONENT: TEMPERATURE SWITCH
ASSOC COMP: N/A
ASSOC COMP: N/A

MODEL NO.: 56-8115-8181-817
ASSOC M/N: N/A
ASSOC M/N: N/A

ASSOC. DWG: LOC: M-1082
P&ID: M-76
ELEC: E-471

MANUFACTU: LOVE CONTROLS
ASSOC MANF: N/A
ASSOC MANF: N/A

SERIAL NO: N/A
ASSOC S/N: N/A
ASSOC S/N: N/A

SERVICE: RHR PUMP COMPARTMENT UNIT COOLER 1AV210.

P.O. NO: M-66

FUNCTION: CLOSES WHEN HIGH TEMPERATURE SETPOINT REACHED TO PROVIDE START REQUIRED FOR LOCA AND ALL HELBS EXCEPT RHRLB.

SUBMERGENCE: N/A

CHEMICAL SPRAY: N/A

PARAMETER	ENVIRONMENT		DOCUMENTATION REFERENCE		QUALIFICATION	OUTSTANDING ITEMS	INTERFACES:
	SPECIFICATION	QUALIFICATION	SPECIFICATION	QUALIFICATION	METHOD		CABLE: EQRR 22
OPERATING TIME	180 DAYS	180 DAYS	78,544,143	144	TEST & ANAL.		
TEMPERATURE (F)	120	135	85	144	TEST & ANAL.		MAINTENANCE REQUIREMENTS: REFERENCE 144
PRESSURE (PSIA)	14.7	14.7	85	144	TEST		
RELATIVE HUMIDITY (%)	90	90	85	144	TEST		
RADIATION	4.1 E5	1E6	143	144	TEST		REMARKS:
AGING	40 YRS.	26.49 YRS.	N/A	144	TEST & ANAL.		

DEFICIENCY RESOLUTION:

FACILITY: LGS UNIT: 1 DOCKET: 50-352 EQRR: 159

PREPARED BY: FMV DATE: 04/13/84 REVISION DATE: 04/13/84

REVIEWED BY: WJB DATE: 04/13/84

SYSTEM: ECCS PUMP ROOM HVAC

ACCY: SPEC: +/- 0.5% F.S.
DEMON: +/- 0.5% F.S.
REF: 8031-M-66-387

LOCATION: ROOM 207

PLANT ID: TSHHH-76-123B

RACK/PANEL: 1BC208

COMPONENT: TEMPERATURE SWITCH
ASSOC COMP: N/A
ASSOC COMP: N/A

MODEL NO.: 56-8115-8181-817
ASSOC M/N: N/A
ASSOC M/N: N/A

ASSOC. DWG: LOC: M-1090
P&ID: M-76
ELEC: E-471

MANUFACTU: LOVE CONTROLS
ASSOC MANF: N/A
ASSOC MANF: N/A

SERIAL NO: N/A
ASSOC S/N: N/A
ASSOC S/N: N/A

SERVICE: RHR PUMP COMPARTMENT UNIT COOLER 1BV210.

P.O. NO: M-66

FUNCTION: CLOSES WHEN HIGH TEMPERATURE SETPOINT REACHED TO PROVIDE START SIGNAL TO UNIT COOLER (WHEN IN STANDBY MODE).REQUIRED FOR LOCA AND ALL HELBS EXCEPT RHRLB.

SUBMERGENCE: N/A

CHEMICAL SPRAY: N/A

PARAMETER	ENVIRONMENT		DOCUMENTATION REFERENCE		QUALIFICATION	OUTSTANDING ITEMS	INTERFACES: CABLE: EQRR 22
	SPECIFICATION	QUALIFICATION	SPECIFICATION	QUALIFICATION	METHOD		
OPERATING TIME	180 DAYS	180 DAYS	78,544,143	144	TEST & ANAL.		
TEMPERATURE (F)	120	135	85	144	TEST & ANAL.		MAINTENANCE REQUIREMENTS: REFERENCE 144
PRESSURE (PSIA)	14.7	14.7	85	144	TEST		
RELATIVE HUMIDITY (%)	90	90	85	144	TEST		
RADIATION	6.63 E4	1E6	143	144	TEST		REMARKS:
AGING	40 YRS.	26.49 YRS.	N/A	144	TEST & ANAL.		

DEFICIENCY RESOLUTION:

FACILITY: LGS UNIT: 1 DOCKET: 50-352 EQRR: 159

PREPARED BY: FMV DATE: 04/13/84 REVISION DATE: 04/13/84

REVIEWED BY: WJB DATE: 04/13/84

SYSTEM: ECCS PUMP ROOM HVAC

PLANT ID: TSHH-76-123C

COMPONENT: TEMPERATURE SWITCH
ASSOC COMP: N/A
ASSOC COMP: N/A

MANUFACTU: LOVE CONTROLS
ASSOC MANF: N/A
ASSOC MANF: N/A

SERVICE: RHR PUMP COMPARTMENT UNIT COOLER 1CV210.

FUNCTION: CLOSES WHEN HIGH TEMPERATURE SETPOINT REACHED TO PROVIDE START SIGNAL TO UNIT COOLER (WHEN IN STANDBY MODE). REQUIRED FOR LOCA AND ALL HELBS EXCEPT RHRLB.

ACCY: SPEC: +/- 0.5% F.S.
DEMON: +/- 0.5% F.S.
REF: 8031-M-66-387

MODEL NO.: 56-8115-8181-817
ASSOC M/N: N/A
ASSOC M/N: N/A

SERIAL NO: N/A
ASSOC S/N: N/A
ASSOC S/N: N/A

LOCATION: ROOM 200

RACK/PANEL: 1CC208

ASSOC. DWG: LOC: M-1082
P&ID: M-76
ELEC: E-471

P.O. NO: M-66

SUBMERGENCE: N/A

CHEMICAL SPRAY: N/A

PARAMETER	ENVIRONMENT		DOCUMENTATION REFERENCE		QUALIFICATION	OUTSTANDING ITEMS	INTERFACES: CABLE: EQRR 22
	SPECIFICATION	QUALIFICATION	SPECIFICATION	QUALIFICATION	METHOD		
OPERATING TIME	180 DAYS	180 DAYS	78,544,143	144	TEST & ANAL.		
TEMPERATURE (F)	120	135	85	144	TEST & ANAL.		MAINTENANCE REQUIREMENTS: REFERENCE 144
PRESSURE (PSIA)	14.7	14.7	85	144	TEST		
RELATIVE HUMIDITY (%)	90	90	85	144	TEST		
RADIATION	5.6 E5	1E6	143	144	TEST		REMARKS:
AGING	40 YRS.	26.49 YRS.	N/A	144	TEST & ANAL.		

DEFICIENCY RESOLUTION:

FACILITY: LGS UNIT: 1 DOCKET: 50-352 EQRR: 159

PREPARED BY: FMV DATE: 04/13/84 REVISION DATE: 04/13/84

REVIEWED BY: WJB DATE: 04/13/84

SYSTEM: ECCS PUMP ROOM HVAC

PLANT ID: TSHHH-76-123D

COMPONENT: TEMPERATURE SWITCH
ASSOC COMP: N/A
ASSOC COMP: N/A

MANUFACTU: LOVE CONTROLS
ASSOC MANF: N/A
ASSOC MANF: N/A

SERVICE: RHR PUMP COMPARTMENT UNIT COOLER 1DV210.

FUNCTION: CLOSES WHEN HIGH TEMPERATURE SETPOINT REACHED TO PROVIDE START SIGNAL TO UNIT COOLER (WHEN IN STANDBY MODE). REQUIRED FOR LOCA AND ALL HELBS EXCEPT RHRLB.

ACCY: SPEC: +/- 0.5% F.S.
DEMON: +/- 0.5% F.S.
REF: 8031-M-66-387

MODEL NO.: 56-8115-8181-817
ASSOC M/N: N/A
ASSOC M/N: N/A

SERIAL NO: N/A
ASSOC S/N: N/A
ASSOC S/N: N/A

LOCATION: ROOM 207

RACK/PANEL: 1DC208

ASSOC. DWG: LOC: M-1090
P&ID: M-76
ELEC: E-471

P.O. NO: M-66

SUBMERGENCE: N/A

CHEMICAL SPRAY: N/A

PARAMETER	ENVIRONMENT		DOCUMENTATION REFERENCE		QUALIFICATION	OUTSTANDING ITEMS	INTERFACES:
	SPECIFICATION	QUALIFICATION	SPECIFICATION	QUALIFICATION	METHOD		CABLE: EQRR 22
OPERATING TIME	180 DAYS	180 DAYS	78,544,143	144	TEST & ANAL.		
TEMPERATURE (F)	120	135	85	144	TEST & ANAL.		MAINTENANCE REQUIREMENTS: REFERENCE 144
PRESSURE (PSIA)	14.7	14.7	85	144	TEST		
RELATIVE HUMIDITY (%)	90	90	85	144	TEST		
RADIATION	6.63 E4	1E6	143	144	TEST		REMARKS:
AGING	40 YRS.	26.49 YRS.	N/A	144	TEST & ANAL.		

DEFICIENCY RESOLUTION:

FACILITY: LGS UNIT: 1 DOCKET: 50-352 EQRR: 159
PREPARED BY: FMV DATE: 04/13/84 REVISION DATE: 04/13/84
REVIEWED BY: WJB DATE: 04/13/84

SYSTEM: ECCS PUMP ROOM HVAC
ACCY: SPEC: +/- 0.5% F.S.
DEMON: +/- 0.5% F.S.
REF: 8031-M-66-387
LOCATION: ROOM 200

PLANT ID: TSHHH-76-123E
RACK/PANEL: 1AC208

COMPONENT: TEMPERATURE SWITCH
ASSOC COMP: N/A
ASSOC COMP: N/A
MODEL NO.: 56-8115-8181-817
ASSOC M/N: N/A
ASSOC M/N: N/A
ASSOC. DWG: LOC: M-1082
P&ID: M-76
ELEC: E-471

MANUFACTU: LOVE CONTROLS
ASSOC MANF: N/A
ASSOC MANF: N/A
SERIAL NO: N/A
ASSOC S/N: N/A
ASSOC S/N: N/A

SERVICE: RHR PUMP COMPARTMENT UNIT COOLER 1EV210.
P.O. NO: M-66

FUNCTION: CLOSES WHEN HIGH TEMPERATURE SETPOINT REACHED TO PROVIDE START REQUIRED FOR LOCA AND ALL HELBS EXCEPT RHRLB.
SUBMERGENCE: N/A
CHEMICAL SPRAY: N/A

PARAMETER	ENVIRONMENT		DOCUMENTATION REFERENCE		QUALIFICATION	OUTSTANDING ITEMS	INTERFACES: CABLE: EQRR 22
	SPECIFICATION	QUALIFICATION	SPECIFICATION	QUALIFICATION	METHOD		
OPERATING TIME	180 DAYS	180 DAYS	78,544,143	144	TEST & ANAL.		
TEMPERATURE (F)	120	135	85	144	TEST & ANAL.		MAINTENANCE REQUIREMENTS: REFERENCE 144
PRESSURE (PSIA)	14.7	14.7	85	144	TEST		
RELATIVE HUMIDITY (%)	90	90	85	144	TEST		
RADIATION	4.1 E5	1E6	143	144	TEST		REMARKS:
AGING	40 YRS.	26.49 YRS.	N/A	144	TEST & ANAL.		

DEFICIENCY RESOLUTION:

FACILITY: LGS UNIT: 1 DOCKET: 50-352 EQRR: 159

PREPARED BY: FMV DATE: 04/13/84 REVISION DATE: 04/13/84

REVIEWED BY: WJB DATE: 04/13/84

SYSTEM: ECCS PUMP ROOM HVAC

ACCY: SPEC: +/- 0.5% F.S.
DEMON: +/- 0.5% F.S.
REF: 8031-M-66-387

LOCATION: ROOM 207

PLANT ID: TSHHH-76-123F

RACK/PANEL: 1BC208

COMPONENT: TEMPERATURE SWITCH
ASSOC COMP: N/A
ASSOC COMP: N/A

MODEL NO.: 56-8115-8181-817
ASSOC M/N: N/A
ASSOC M/N: N/A

ASSOC. DWG: LOC: M-1090
P&ID: M-76
ELEC: E-471

MANUFACTU: LOVE CONTROLS
ASSOC MANF: N/A
ASSOC MANF: N/A

SERIAL NO: N/A
ASSOC S/N: N/A
ASSOC S/N: N/A

SERVICE: RHR PUMP COMPARTMENT UNIT COOLER 1FV210.

P.O. NO: M-66

FUNCTION: CLOSES WHEN HIGH TEMPERATURE SETPOINT REACHED TO PROVIDE START SIGNAL TO UNIT COOLER (WHEN IN STANDBY MODE).REQUIRED FOR LOCA AND ALL HELJS EXCEPT RHRLB.

SUBMERGENCE: N/A

CHEMICAL SPRAY: N/A

PARAMETER	ENVIRONMENT		DOCUMENTATION REFERENCE		QUALIFICATION	OUTSTANDING ITEMS	INTERFACES: CABLE: EQRR 22
	SPECIFICATION	QUALIFICATION	SPECIFICATION	QUALIFICATION	METHOD		
OPERATING TIME	180 DAYS	180 DAYS	78,544,143	144	TEST & ANAL.		
TEMPERATURE (F)	120	135	85	144	TEST & ANAL.		MAINTENANCE REQUIREMENTS: REFERENCE 144
PRESSURE (PSIA)	14.7	14.7	85	144	TEST		
RELATIVE HUMIDITY (%)	90	90	85	144	TEST		
RADIATION	6.63 E4	1E6	143	144	TEST		REMARKS:
AGING	40 YRS.	26.49 YRS.	N/A	144	TEST & ANAL.		

DEFICIENCY RESOLUTION:

FACILITY: LGS UNIT: 1 DOCKET: 50-352 EQRR: 159

PREPARED BY: FMV DATE: 04/13/84 REVISION DATE: 04/13/84

REVIEWED BY: WJB DATE: 04/13/84

SYSTEM: ECCS PUMP ROOM HVAC

ACCY: SPEC: +/- 0.5% F.S.
DEMON: +/- 0.5% F.S.
REF: 8031-M-66-387

LOCATION: ROOM 200

PLANT ID: TSHHH-76-123G

RACK/PANEL: 1CC208

COMPONENT: TEMPERATURE SWITCH
ASSOC COMP: N/A
ASSOC COMP: N/A

MODEL NO.: 56-8115-8181-817
ASSOC M/N: N/A
ASSOC M/N: N/A

ASSOC. DWG: LOC: M-1082
P&ID: M-76
ELEC: E-471

MANUFACTU: LOVE CONTROLS
ASSOC MANF: N/A
ASSOC MANF: N/A

SERIAL NO: N/A
ASSOC S/N: N/A
ASSOC S/N: N/A

SERVICE: RHR PUMP COMPARTMENT UNIT COOLER 1GV210.

P.O. NO: M-66

FUNCTION: CLOSES WHEN HIGH TEMPERATURE SETPOINT REACHED TO PROVIDE START SIGNAL TO UNIT COOLER (WHEN IN STANDBY MODE). REQUIRED FOR LOCA AND ALL HELBS EXCEPT RHRLB.

SUBMERGENCE: N/A

CHEMICAL SPRAY: N/A

PARAMETER	ENVIRONMENT		DOCUMENTATION REFERENCE		QUALIFICATION	OUTSTANDING ITEMS	INTERFACES: CABLE: EQRR 22
	SPECIFICATION	QUALIFICATION	SPECIFICATION	QUALIFICATION	METHOD		
OPERATING TIME	180 DAYS	180 DAYS	78,544,143	144	TEST & ANAL.		
TEMPERATURE (F)	120	135	85	144	TEST & ANAL.		MAINTENANCE REQUIREMENTS: REFERENCE 144
PRESSURE (PSIA)	14.	14.7	85	144	TEST		
RELATIVE HUMIDITY (%)	90	90	85	144	TEST		
RADIATION	5.6 E5	1E6	143	144	TEST		REMARKS:
AGING	40 YRS.	26.49 YRS.	N/A	144	TEST & ANAL.		

DEFICIENCY RESOLUTION:

FACILITY: LGS UNIT: 1 DOCKET: 50-352 EQRR: 159
PREPARED BY: FMV DATE: 04/13/84 REVISION DATE: 04/13/84
REVIEWED BY: WJB DATE: 04/13/84

SYSTEM: ECCS PUMP ROOM HVAC
ACCY: SPEC: +/- 0.5% F.S.
DEMON: +/- 0.5% F.S.
REF: 8031-M-66-387
LOCATION: ROOM 207

PLANT ID: TSHHH-76-123H
RACK/PANEL: 1DC208

COMPONENT: TEMPERATURE SWITCH
ASSOC COMP: N/A
ASSOC COMP: N/A
MODEL NO.: 56-8115-8181-817
ASSOC M/N: N/A
ASSOC M/N: N/A
ASSOC. DWG: LOC: M-1090
P&ID: M-76
ELEC: E-471

MANUFACTU: LOVE CONTROLS
ASSOC MANF: N/A
ASSOC MANF: N/A
SERIAL NO: N/A
ASSOC S/N: N/A
ASSOC S/N: N/A

SERVICE: RHR PUMP COMPARTMENT UNIT COOLER 1HV210.
P.O. NO: M-66

FUNCTION: CLOSES WHEN HIGH TEMPERATURE SETPOINT REACHED TO PROVIDE START SIGNAL TO UNIT COOLER (WHEN IN STANDBY MODE). REQUIRED FOR LOCA AND ALL HELBS EXCEPT RHRLB.
SUBMERGENCE: N/A
CHEMICAL SPRAY: N/A

PARAMETER	ENVIRONMENT		DOCUMENTATION REFERENCE		QUALIFICATION	OUTSTANDING ITEMS	INTERFACES: CABLE: EQRR 22
	SPECIFICATION	QUALIFICATION	SPECIFICATION	QUALIFICATION	METHOD		
OPERATING TIME	180 DAYS	180 DAYS	78,544,143	144	TEST & ANAL.		
TEMPERATURE (F)	120	135	85	144	TEST & ANAL.		MAINTENANCE REQUIREMENTS: REFERENCE 144
PRESSURE (PSIA)	14.7	14.7	85	144	TEST		
RELATIVE HUMIDITY (%)	90	90	85	144	TEST		
RADIATION	6.63 E4	1E6	143	144	TEST		REMARKS:
AGING	40 YRS.	26.49 YRS.	N/A	144	TEST & ANAL.		

DEFICIENCY RESOLUTION:

FACILITY: LGS UNIT: 1 DOCKET: 50-352 EQRR: 159
PREPARED BY: FMV DATE: 04/13/84 REVISION DATE: 04/13/84
REVIEWED BY: WJB DATE: 04/13/84

SYSTEM: ECCS PUMP ROOM HVAC
ACCY: SPEC: +/- 0.5% F.S.
DEMON: +/- 0.5% F.S.
REF: 8031-M-66-387
LOCATION: ROOM 200

PLANT ID: TSHHH-76-124A
RACK/PANEL: 1AC208

COMPONENT: TEMPERATURE SWITCH
MODEL NO.: 56-8115-8181-817
ASSOC COMP: N/A
ASSOC M/N: N/A
ASSOC M/N: N/A
ASSOC. DWG: LOC: M-1082
P&ID: M-76
ELEC: E-471

MANUFACTU: LOVE CONTROLS
SERIAL NO: N/A
ASSOC MANF: N/A
ASSOC S/N: N/A
ASSOC MANF: N/A
ASSOC S/N: N/A

SERVICE: CORE SPRAY PUMP COMPARTMENT UNIT COOLER 1AV211.
P.O. NO: M-66

FUNCTION: CLOSES WHEN HIGH TEMPERATURE SETPOINT REACHED TO PROVIDE START REQUIRED FOR LOCA AND ALL HELBS.
SUBMERGENCE: N/A
CHEMICAL SPRAY: N/A

PARAMETER	ENVIRONMENT		DOCUMENTATION REFERENCE		QUALIFICATION	OUTSTANDING ITEMS	INTERFACES: CABLE: EQRR 22
	SPECIFICATION	QUALIFICATION	SPECIFICATION	QUALIFICATION	METHOD		
OPERATING TIME	180 DAYS	180 DAYS	78,544,143	144	TEST & ANAL.		
TEMPERATURE (F)	120	135	85	144	TEST & ANAL.		MAINTENANCE REQUIREMENTS: REFERENCE 144
PRESSURE (PSIA)	14.7	14.7	85	144	TEST		
RELATIVE HUMIDITY (%)	90	90	85	144	TEST		
RADIATION	4.1 E5	1E6	143	144	TEST		REMARKS:
AGING	40 YRS.	26.49 YRS.	N/A	144	TEST & ANAL.		

DEFICIENCY RESOLUTION:

FACILITY: LGS UNIT: 1 DOCKET: 50-352 EQRR: 159
PREPARED BY: FMV DATE: 04/13/84 REVISION DATE: 04/13/84
REVIEWED BY: WJB DATE: 04/13/84

SYSTEM: ECCS PUMP ROOM HVAC
ACCY: SPEC: +/- 0.5% F.S.
DEMON: +/- 0.5% F.S.
REF: 8031-M-66-387
LOCATION: ROOM 207

PLANT ID: TSHHH-76-124B
RACK/PANEL: 1BC208

COMPONENT: TEMPERATURE SWITCH
MODEL NO.: 56-8115-8181-817
ASSOC COMP: N/A
ASSOC M/N: N/A
ASSOC COMP: N/A
ASSOC M/N: N/A
ASSOC. DWG: LOC: M-1090
P&ID: M-76
ELEC: E-471

MANUFACTU: LOVE CONTROLS
SERIAL NO: N/A
ASSOC MANF: N/A
ASSOC S/N: N/A
ASSOC MANF: N/A
ASSOC S/N: N/A

SERVICE: CORE SPRAY PUMP COMPARTMENT UNIT COOLER 1BV211.
P.O. NO: M-66

FUNCTION: CLOSES WHEN HIGH TEMPERATURE SETPOINT REACHED TO PROVIDE START SIGNAL TO UNIT COOLER (WHEN IN STANDBY MODE). REQUIRED FOR LOCA AND ALL HELBS. EXCEPT RHRLB.
SUBMERGENCE: N/A
CHEMICAL SPRAY: N/A

PARAMETER	ENVIRONMENT		DOCUMENTATION REFERENCE		QUALIFICATION	OUTSTANDING ITEMS	INTERFACES:
	SPECIFICATION	QUALIFICATION	SPECIFICATION	QUALIFICATION	METHOD		CABLE: EQRR 22
OPERATING TIME	180 DAYS	180 DAYS	78,544,143	144	TEST & ANAL.		
TEMPERATURE (F)	120	135	85	144	TEST & ANAL.		MAINTENANCE REQUIREMENTS: REFERENCE 144
PRESSURE (PSIA)	14.7	14.7	85	144	TEST		
RELATIVE HUMIDITY (%)	90	90	85	144	TEST		
RADIATION	6.63 E4	1E6	143	144	TEST		REMARKS:
AGING	40 YRS.	26.49 YRS.	N/A	144	TEST & ANAL.		

DEFICIENCY RESOLUTION:

FACILITY: LGS UNIT: 1 DOCKET: 50-352 EQRR: 159 PREPARED BY: FMV DATE: 04/13/84 REVISION DATE: 04/13/84

REVIEWED BY: WJB DATE: 04/13/84

SYSTEM: ECCS PUMP ROOM HVAC

ACCY: SPEC: +/- 0.5% F.S.
DEMON: +/- 0.5% F.S.
REF: 8031-M-66-387

LOCATION: ROOM 200

PLANT ID: TSHHH-76-124C

RACK/PANEL: 1CC208

COMPONENT: TEMPERATURE SWITCH
ASSOC COMP: N/A
ASSOC COMP: N/A

MODEL NO.: 56-8115-8181-817
ASSOC M/N: N/A
ASSOC M/N: N/A

ASSOC. DWG: LOC: M-1082
P&ID: M-76
ELEC: E-471

MANUFACTU: LOVE CONTROLS
ASSOC MANF: N/A
ASSOC MANF: N/A

SERIAL NO: N/A
ASSOC S/N: N/A
ASSOC S/N: N/A

SERVICE: CORE SPRAY PUMP COMPARTMENT UNIT COOLER 1CV211.

P.O. NO: M-66

FUNCTION: CLOSES WHEN HIGH TEMPERATURE SETPOINT REACHED TO PROVIDE START REQUIRED FOR LOCA AND ALL HELBS.

SUBMERGENCE: N/A

CHEMICAL SPRAY: N/A

PARAMETER	ENVIRONMENT		DOCUMENTATION REFERENCE		QUALIFICATION	OUTSTANDING ITEMS	INTERFACES: CABLE: EQRR 22
	SPECIFICATION	QUALIFICATION	SPECIFICATION	QUALIFICATION	METHOD		
OPERATING TIME	180 DAYS	180 DAYS	78,544,143	144	TEST & ANAL.		
TEMPERATURE (F)	120	135	85	144	TEST & ANAL.		MAINTENANCE REQUIREMENTS: REFERENCE 144
PRESSURE (PSIA)	14.7	14.7	85	144	TEST		
RELATIVE HUMIDITY (%)	90	90	85	144	TEST		
RADIATION	5.6 E5	1E6	143	144	TEST		REMARKS:
AGING	40 YRS.	26.49 YRS.	N/A	144	TEST & ANAL.		

DEFICIENCY RESOLUTION:

FACILITY: LGS UNIT: 1 DOCKET: 50-352 EQRR: 159

PREPARED BY: FMV DATE: 04/13/84 REVISION DATE: 04/13/84

REVIEWED BY: WJB DATE: 04/13/84

SYSTEM: ECCS PUMP ROOM HVAC

PLANT ID: TSHHH-76-124D

COMPONENT: TEMPERATURE SWITCH
ASSOC COMP: N/A
ASSOC COMP: N/A

MANUFACTU: LOVE CONTROLS
ASSOC MANF: N/A
ASSOC MANF: N/A

ACCY: SPEC: +/- 0.5% F.S.
DEMON: +/- 0.5% F.S.
REF: 8031-M-66-387

MODEL NO.: 56-8115-8181-817
ASSOC M/N: N/A
ASSOC M/N: N/A

SERIAL NO: N/A
ASSOC S/N: N/A
ASSOC S/N: N/A

LOCATION: ROOM 207

RACK/PANEL: 1DC208

ASSOC. DWG: LOC: M-1090
P&ID: M-76
ELEC: E-471

SERVICE: CORE SPRAY PUMP COMPARTMENT UNIT COOLER 1DV211.

P.O. NO: M-66

FUNCTION: CLOSES WHEN HIGH TEMPERATURE SETPOINT REACHED TO PROVIDE START SIGNAL TO UNIT COOLER (WHEN IN STANDBY MODE). REQUIRED FOR LOCA AND ALL HELBS. EXCEPT RHRLB.

SUBMERGENCE: N/A

CHEMICAL SPRAY: N/A

PARAMETER	ENVIRONMENT		DOCUMENTATION REFERENCE		QUALIFICATION	OUTSTANDING ITEMS	INTERFACES: CABLE: EQRR 22
	SPECIFICATION	QUALIFICATION	SPECIFICATION	QUALIFICATION	METHOD		
OPERATING TIME	180 DAYS	180 DAYS	78,544,143	144	TEST & ANAL.		
TEMPERATURE (F)	120	135	85	144	TEST & ANAL.		MAINTENANCE REQUIREMENTS: REFERENCE 144
PRESSURE (PSIA)	14.7	14.7	85	144	TEST		
RELATIVE HUMIDITY (%)	90	90	85	144	TEST		
RADIATION	6.63 E4	1E6	143	144	TEST		REMARKS:
AGING	40 YRS.	26.49 YRS.	N/A	144	TEST & ANAL.		

DEFICIENCY RESOLUTION:

FACILITY: LGS UNIT: 1 DOCKET: 50-352 EQRR: 159

PREPARED BY: FMV DATE: 04/13/84 REVISION DATE: 04/13/84

REVIEWED BY: WJB DATE: 04/13/84

SYSTEM: ECCS PUMP ROOM HVAC

PLANT ID: TSHMM-76-124E

COMPONENT: TEMPERATURE SWITCH
ASSOC COMP: N/A
ASSOC COMP: N/A

MANUFACTU: LOVE CONTROLS
ASSOC MANF: N/A
ASSOC MANF: N/A

SERVICE: CORE SPRAY PUMP COMPARTMENT UNIT COOLER 1EV211.

FUNCTION: CLOSES WHEN HIGH TEMPERATURE SETPOINT REACHED TO PROVIDE START REQUIRED FOR LOCA AND ALL HELBS.

ACCY: SPEC: +/- 0.5% F.S.
DEMON: +/- 0.5% F.S.
REF: 8031-M-66-387

MODEL NO.: 56-8115-0181-817
ASSOC M/N: N/A
ASSOC M/N: N/A

SERIAL NO: N/A
ASSOC S/N: N/A
ASSOC S/N: N/A

LOCATION: ROOM 200

RACK/PANEL: 1AC208

ASSOC. DWG: LOC: M-1082
P&ID: M-76
ELEC: E-471

P.O. NO: M-66

SUBMERGENCE: N/A

CHEMICAL SPRAY: N/A

PARAMETER	ENVIRONMENT		DOCUMENTATION REFERENCE		QUALIFICATION	OUTSTANDING ITEMS	INTERFACES: CABLE: EQRR 22
	SPECIFICATION	QUALIFICATION	SPECIFICATION	QUALIFICATION	METHOD		
OPERATING TIME	180 DAYS	180 DAYS	78,544,143	144	TEST & ANAL.		
TEMPERATURE (F)	120	135	85	144	TEST & ANAL.		MAINTENANCE REQUIREMENTS: REFERENCE 144
PRESSURE (PSIA)	14.7	14.7	85	144	TEST		
RELATIVE HUMIDITY (%)	90	90	85	144	TEST		
RADIATION	4.1 E5	1E6	143	144	TEST		REMARKS:
AGING	40 YRS.	26.49 YRS.	N/A	144	TEST & ANAL.		

DEFICIENCY RESOLUTION:

FACILITY: LGS UNIT: 1 DOCKET: 50-352 EQRR: 159
PREPARED BY: FMV DATE: 04/13/84 REVISION DATE: 04/13/84
REVIEWED BY: MJB DATE: 04/13/84

SYSTEM: ECCS PUMP ROOM HVAC
PLANT ID: TSHHH-76-124F
COMPONENT: TEMPERATURE SWITCH
ASSOC COMP: N/A
ASSOC COMP: N/A
MANUFACTU: LOVE CONTROLS
ASSOC MANF: N/A
ASSOC MANF: N/A
SERVICE: CORE SPRAY PUMP COMPARTMENT UNIT COOLER 1FV211.

ACCY: SPEC: +/- 0.5% F.S.
DEMON: +/- 0.5% F.S.
REF: 8031-M-66-387
MODEL NO.: 56-8115-8181-817
ASSOC M/N: N/A
ASSOC M/N: N/A
SERIAL NO: N/A
ASSOC S/N: N/A
ASSOC S/N: N/A

LOCATION: ROOM 207
RACK/PANEL: 1BC208
ASSOC. DNG: LOC: M-1090
P&ID: 1-76
ELEC: E-471
P.O. NO: M-66

FUNCTION: CLOSES WHEN HIGH TEMPERATURE SETPOINT REACHED TO PROVIDE START SIGNAL TO UNIT COOLER (WHEN IN STANDBY MODE). REQUIRED FOR LOCA AND ALL HELBS. EXCEPT RHRLB.

SUBMERGENCE: N/A
CHEMICAL SPRAY: N/A

PARAMETER	ENVIRONMENT		DOCUMENTATION REFERENCE		QUALIFICATION	OUTSTANDING ITEMS	INTERFACES:
	SPECIFICATION	QUALIFICATION	SPECIFICATION	QUALIFICATION	METHOD		CABLE: EQRR 22
OPERATING TIME	180 DAYS	180 DAYS	78,544,143	144	TEST & ANAL.		
TEMPERATURE (F)	120	135	85	144	TEST & ANAL.		MAINTENANCE REQUIREMENTS: REFERENCE 144
PRESSURE (PSIA)	14.7	14.7	85	144	TEST		
RELATIVE HUMIDITY (%)	90	90	85	144	TEST		
RADIATION	6.63 E4	1E6	143	144	TEST		REMARKS:
AGING	40 YRS.	26.49 YRS.	N/A	144	TEST & ANAL.		

DEFICIENCY RESOLUTION:

PREPARED BY: FMV DATE: 04/13/84 REVISION DATE: 04/13/84

FACILITY: LGS UNIT: 1 DOCKET: 50-352 EQRR: 159

REVIEWED BY: WJB DATE: 04/13/84

SYSTEM: ECCS PUMP ROOM HVAC

ACCY: SPEC: +/- 0.5% F.S.
DEMON: +/- 0.5% F.S.
REF: 8031-M-66-387

LOCATION: ROOM 200

PLANT ID: TSHHH-76-124G

RACK/PANEL: 1CC208

COMPONENT: TEMPERATURE SWITCH
ASSOC COMP: N/A
ASSOC COMP: N/A

MODEL NO.: 56-8115-8181-817
ASSOC M/N: N/A
ASSOC M/N: N/A

ASSOC. DWG: LOC: M-1082
P&ID: M-76
ELEC: E-471

MANUFACTU: LOVE CONTROLS
ASSOC MANF: N/A
ASSOC MANF: N/A

SERIAL NO: N/A
ASSOC S/N: N/A
ASSOC S/N: N/A

SERVICE: CORE SPRAY PUMP COMPARTMENT UNIT COOLER 1GV211.

P.O. NO: M-66

FUNCTION: CLOSES WHEN HIGH TEMPERATURE SETPOINT REACHED TO PROVIDE START REQUIRED FOR LOCA AND ALL HELBS.

SUBMERGENCE: N/A

CHEMICAL SPRAY: N/A

PARAMETER	ENVIRONMENT		DOCUMENTATION REFERENCE		QUALIFICATION	OUTSTANDING ITEMS	INTERFACES: CABLE: EQRR 22
	SPECIFICATION	QUALIFICATION	SPECIFICATION	QUALIFICATION	METHOD		
OPERATING TIME	180 DAYS	180 DAYS	78,544	144	TEST & ANAL.		
TEMPERATURE (F)	120	135	85	144	TEST & ANAL.		MAINTENANCE REQUIREMENTS: REFERENCE 144
PRESSURE (PSIA)	14.7	14.7	85	144	TEST		
RELATIVE HUMIDITY (%)	90	90	85	144	TEST		
RADIATION	5.6 E5	1E6	143	144	TEST		REMARKS:
AGING	40 YRS.	26.49 YRS.	N/A	144	TEST & ANAL.		

DEFICIENCY RESOLUTION:

FACILITY: LGS UNIT: 1 DOCKET: 50-352 EQRR: 159
PREPARED BY: FMV DATE: 04/13/84 REVISION DATE: 04/13/84
REVIEWED BY: WJB DATE: 04/13/84

SYSTEM: ECCS PUMP ROOM HVAC
PLANT ID: TSHHH-76-124H
COMPONENT: TEMPERATURE SWITCH
ASSOC COMP: N/A
ASSOC COMP: N/A
MANUFACTU: LOVE CONTROLS
ASSOC MANF: N/A
ASSOC MANF: N/A

ACCY: SPEC: +/- 0.5% F.S.
DEMON: +/- 0.5% F.S.
REF: 8031-M-66-387
MODEL NO.: 56-8115-8181-817
ASSOC M/N: N/A
ASSOC M/N: N/A
SERIAL NO: N/A
ASSOC S/N: N/A
ASSOC S/N: N/A

LOCATION: ROOM 207
RACK/PANEL: 1DC208
ASSOC. DWG: LOC: M-1090
P&ID: M-76
ELEC: E-471

SERVICE: CORE SPRAY PUMP COMPARTMENT UNIT COOLER 1HV211.

P.O. NO: M-66

FUNCTION: CLOSES WHEN HIGH TEMPERATURE SETPOINT REACHED TO PROVIDE START SIGNAL TO UNIT COOLER (WHEN IN STANDBY MODE). REQUIRED FOR LOCA AND ALL HELBS. EXCEPT RHRLB.

SUBMERGENCE: N/A

CHEMICAL SPRAY: N/A

PARAMETER	ENVIRONMENT		DOCUMENTATION REFERENCE		QUALIFICATION	OUTSTANDING ITEMS	INTERFACES: CABLE: EQRR 22
	SPECIFICATION	QUALIFICATION	SPECIFICATION	QUALIFICATION	METHOD		
OPERATING TIME	180 DAYS	180 DAYS	78,544,143	144	TEST & ANAL.		
TEMPERATURE (F)	120	135	85	144	TEST & ANAL.		MAINTENANCE REQUIREMENTS: REFERENCE 144
PRESSURE (PSIA)	14.7	14.7	85	144	TEST		
RELATIVE HUMIDITY (%)	90	90	85	144	TEST		
RADIATION	6.63 E4	1E6	143	144	TEST		REMARKS:
AGING	40 YRS.	26.49 YRS.	N/A	144	TEST & ANAL.		

DEFICIENCY RESOLUTION:

FACILITY: LGS UNIT: 1 DOCKET: 50-352 EQRR: 159

PREPARED BY: FMV DATE: 04/13/84 REVISION DATE: 04/13/84

REVIEWED BY: WJB DATE: 04/13/84

SYSTEM: ECCS PUMP ROOM HVAC

PLANT ID: TSHL-76-121A

COMPONENT: TEMPERATURE SWITCH
ASSOC COMP: N/A
ASSOC COMP: N/A

MANUFACTU: LOVE CONTROLS
ASSOC MANF: N/A
ASSOC MANF: N/A

SERVICE: RCIC PUMP COMPARTMENT UNIT COOLER 1AV208.

FUNCTION: CLOSES WHEN TEMPERATURE SETPOINT REACHED TO PROVIDE START SIGNAL TO UNIT COOLER (WHEN IN AUTO MODE).

ACCY: SPEC: +/- 0.5% F.S.
DEMON: +/- 0.5% F.S.
REF: 8031-M-66-387

MODEL NO.: 56-8115-8181-817
ASSOC M/N: N/A
ASSOC M/N: N/A

SERIAL NO: N/A
ASSOC S/N: N/A
ASSOC S/N: N/A

LOCATION: ROOM 200

RACK/PANEL: 1AC208

ASSOC. DWG: LOC: M-1082
P&ID: M-76
ELEC: E-471

P.O. NO: M-66

SUBMERGENCE: N/A

CHEMICAL SPRAY: N/A

PARAMETER	ENVIRONMENT		DOCUMENTATION REFERENCE		QUALIFICATION	OUTSTANDING ITEMS	INTERFACES:
	SPECIFICATION	QUALIFICATION	SPECIFICATION	QUALIFICATION	METHOD		CABLE: EQRR 22
OPERATING TIME	6 HRS.	180 DAYS	78,544,143	144	TEST & ANAL.		
TEMPERATURE (F)	120	135	85	144	TEST & ANAL.		MAINTENANCE REQUIREMENTS: REFERENCE 144
PRESSURE (PSIA)	14.7	14.7	85	144	TEST		
RELATIVE HUMIDITY (%)	90	90	85	144	TEST		
RADIATION	8.38 E4	1E6	143	144	TEST		REMARKS: SPECIFIED RADIATION IS FOR HELB.
AGING	40 YRS.	26.49 YRS.	N/A	144	TEST & ANAL.		

DEFICIENCY RESOLUTION:

FACILITY: LGS UNIT: 1 DOCKET: 50-352 EQRR: 159

PREPARED BY: FMV DATE: 04/13/84 REVISION DATE: 04/13/84

REVIEWED BY: WJB DATE: 04/13/84

SYSTEM: ECCS PUMP ROOM HVAC

PLANT ID: TSHL-76-121B

COMPONENT: TEMPERATURE SWITCH
ASSOC COMP: N/A
ASSOC COMP: N/A

MANUFACTU: LOVE CONTROLS
ASSOC MANF: N/A
ASSOC MANF: N/A

SERVICE: RCIC PUMP COMPARTMENT UNIT COOLER 1BV208.

FUNCTION: CLOSES WHEN TEMPERATURE SETPOINT REACHED TO PROVIDE START SIGNAL TO UNIT COOLER (WHEN IN AUTO MODE).

ACCY: SPEC: +/- 0.5% F.S.
DEMON: +/- 0.5% F.S.
REF: 8031-M-66-387

MODEL NO.: 56-8115-8181-817
ASSOC M/N: N/A
ASSOC M/N: N/A

SERIAL NO: N/A
ASSOC S/N: N/A
ASSOC S/N: N/A

LOCATION: ROOM 200

RACK/PANEL: 1AC208

ASSOC. DWG: LOC: M-1082
P&ID: M-76
ELEC: E-471

P.O. NO: M-66

SUBMERGENCE: N/A

CHEMICAL SPRAY: N/A

PARAMETER	ENVIRONMENT		DOCUMENTATION REFERENCE		QUALIFICATION	OUTSTANDING ITEMS	INTERFACES:
	SPECIFICATION	QUALIFICATION	SPECIFICATION	QUALIFICATION	METHOD		CABLE: EQRR 22
OPERATING TIME	6 HRS.	180 DAYS	78,544,143	144	TEST & ANAL.		
TEMPERATURE (F)	120	135	85	144	TEST & ANAL.		MAINTENANCE REQUIREMENTS: REFERENCE 144
PRESSURE (PSIA)	14.7	14.7	85	144	TEST		
RELATIVE HUMIDITY (%)	90	90	85	144	TEST		
RADIATION	8.38 E4	1E6	143	144	TEST		REMARKS: SPECIFIED RADIATION IS FOR MELB.
AGING	40 YRS.	26.49 YRS.	N/A	144	TEST & ANAL.		

DEFICIENCY RESOLUTION:

PREPARED BY: FMV DATE: 04/13/84 REVISION DATE: 04/13/84

FACILITY: LGS UNIT: 1 DOCKET: 50-352 EQRR: 159

REVIEWED BY: HJB DATE: 04/13/84

SYSTEM: ECCS PUMP ROOM HVAC

PLANT ID: TSHL-76-122A

COMPONENT: TEMPERATURE SWITCH
ASSOC COMP: N/A
ASSOC COMP: N/A

MANUFACTU: LOVE CONTROLS
ASSOC MANF: N/A
ASSOC MANF: N/A

SERVICE: HPCI PUMP COMPARTMENT UNIT COOLER 1AV209.

FUNCTION: CLOSES WHEN TEMPERATURE SETPOINT REACHED TO PROVIDE START SIGNAL TO UNIT COOLER (WHEN IN AUTO MODE).
REQUIRED FOR ALL HELBS EXCEPT HPCILB.

ACCY: SPEC: +/- 0.5% F.S.
DEMON: +/- 0.5% F.S.
REF: 8031-M-66-387

MODEL NO.: 56-8115-8181-817
ASSOC M/N: N/A
ASSOC M/N: N/A

SERIAL NO: N/A
ASSOC S/N: N/A
ASSOC S/N: N/A

LOCATION: ROOM 207

RACK/PANEL: 1BC208

ASSOC. DWG: LOC: M-1090
P&ID: M-76
ELEC: E-471

P.O. NO: M-66

SUBMERGENCE: N/A

CHEMICAL SPRAY: N/A

PARAMETER	ENVIRONMENT		DOCUMENTATION REFERENCE		QUALIFICATION	OUTSTANDING ITEMS	INTERFACES:
	SPECIFICATION	QUALIFICATION	SPECIFICATION	QUALIFICATION	METHOD		CABLE: EQRR 22
OPERATING TIME	6 HRS.	180 DAYS	78,544,143	144	TEST & ANAL.		
TEMPERATURE (F)	120	135	85	144	TEST & ANAL.		MAINTENANCE REQUIREMENTS: REFERENCE 144
PRESSURE (PSIA)	14.7	14.7	85	144	TEST		
RELATIVE HUMIDITY (%)	90	90	85	144	TEST		
RADIATION	8.38 E4	1E6	143	144	TEST		REMARKS: SPECIFIED RADIATION IS FOR HELB.
AGING	40 YRS.	26.49 YRS.	N/A	144	TEST & ANAL.		

DEFICIENCY RESOLUTION:

FACILITY: LGS UNIT: 1 DOCKET: 50-352 EQRR: 159

PREPARED BY: FMV DATE: 04/13/84 REVISION DATE: 04/13/84

REVIEWED BY: MJB DATE: 04/13/84

SYSTEM: ECCS PUMP ROOM HVAC

ACCY: SPEC: +/- 0.5% F.S.
DEMON: +/- 0.5% F.S.
REF: 8031-M-66-387

LOCATION: ROOM 207

PLANT ID: TSHL-76-122B

RACK/PANEL: 1BC208

COMPONENT: TEMPERATURE SWITCH
ASSOC COMP: N/A
ASSOC COMP: N/A

MODEL NO.: 56-8115-8181-817
ASSOC M/N: N/A
ASSOC M/N: N/A

ASSOC. DWG: LOC: M-1090
P&ID: M-76
ELEC: E-471

MANUFACTU: LOVE CONTROLS
ASSOC MANF: N/A
ASSOC MANF: N/A

SERIAL NO: N/A
ASSOC S/N: N/A
ASSOC S/N: N/A

SERVICE: HPCI PUMP COMPARTMENT UNIT COOLER 1BV209.

P.O. NO: M-66

FUNCTION: CLOSES WHEN TEMPERATURE SETPOINT REACHED TO PROVIDE START SIGNAL TO UNIT COOLER (WHEN IN AUTO MODE). REQUIRED FOR ALL HELBS EXCEPT HPCILB.

SUBMERGENCE: N/A

CHEMICAL SPRAY: N/A

PARAMETER	ENVIRONMENT		DOCUMENTATION REFERENCE		QUALIFICATION	OUTSTANDING ITEMS	INTERFACES: CABLE: EQRR 22
	SPECIFICATION	QUALIFICATION	SPECIFICATION	QUALIFICATION	METHOD		
OPERATING TIME	6 HRS.	180 DAYS	78,544,143	144	TEST & ANAL.		
TEMPERATURE (F)	120	135	85	144	TEST & ANAL.		MAINTENANCE REQUIREMENTS: REFERENCE 144
PRESSURE (PSIA)	14.7	14.7	85	144	TEST		
RELATIVE HUMIDITY (%)	90	90	85	144	TEST		
RADIATION	8.38 E4	1E6	143	144	TEST		REMARKS: SPECIFIED RADIATION IS FOR HELB.
AGING	40 YRS.	26.49 YRS.	N/A	144	TEST & ANAL.		

DEFICIENCY RESOLUTION:

FACILITY: LGS UNIT: 1 DOCKET: 50-352 EQRR: 159
PREPARED BY: FMV DATE: 04/13/84 REVISION DATE: 04/13/84
REVIEWED BY: NJB DATE: 04/13/84

SYSTEM: ECCS PUMP ROOM HVAC
ACCY: SPEC: +/- 0.5% F.S.
DEMON: +/- 0.5% F.S.
REF: 8031-M-66-387
LOCATION: ROOM 200

PLANT ID: TSHL-76-123A
RACK/PANEL: 1AC208

COMPONENT: TEMPERATURE SWITCH
MODEL NO.: 56-8115-8181-817
ASSOC COMP: N/A
ASSOC M/N: N/A
ASSOC COMP: N/A
ASSOC M/N: N/A
ASSOC. DWG: LOC: M-1082
P&ID: M-76
ELEC: E-471

MANUFACTU: LOVE CONTROLS
SERIAL NO: N/A
ASSOC MANF: N/A
ASSOC S/N: N/A
ASSOC MANF: N/A
ASSOC S/N: N/A

SERVICE: RHR PUMP COMPARTMENT UNIT COOLER 1AV210.

P.O. NO: M-66

FUNCTION: CLOSES WHEN TEMPERATURE SETPOINT REACHED TO PROVIDE START SIGNAL TO UNIT COOLER (WHEN IN AUTO MODE).
REQUIRED FOR LOCA AND ALL HELBS EXCEPT RHRLB.

SUBMERGENCE: N/A

CHEMICAL SPRAY: N/A

PARAMETER	ENVIRONMENT		DOCUMENTATION REFERENCE		QUALIFICATION	OUTSTANDING ITEMS	INTERFACES: CABLE: EQRR 22
	SPECIFICATION	QUALIFICATION	SPECIFICATION	QUALIFICATION	METHOD		
OPERATING TIME	180 DAYS	180 DAYS	78,544,143	144	TEST & ANAL.		
TEMPERATURE (F)	120	135	85	144	TEST & ANAL.		MAINTENANCE REQUIREMENTS: REFERENCE 144
PRESSURE (PSIA)	14.7	14.7	85	144	TEST		
RELATIVE HUMIDITY (%)	90	90	85	144	TEST		
RADIATION	4.1 E5	1E6	143	144	TEST		REMARKS:
AGING	40 YRS.	26.49 YRS.	N/A	144	TEST & ANAL.		

DEFICIENCY RESOLUTION:

FACILITY: LGS UNIT: 1 DOCKET: 50-352 EQRR: 159

PREPARED BY: FMV DATE: 04/13/84 REVISION DATE: 04/13/84

REVIEWED BY: WJB DATE: 04/13/84

SYSTEM: ECCS PUMP ROOM HVAC

ACCY: SPEC: +/- 0.5% F.S.
DEMON: +/- 0.5% F.S.
REF: 8031-M-66-387

LOCATION: ROOM 207

PLANT ID: TSHL-76-123B

RACK/PANEL: 1BC208

COMPONENT: TEMPERATURE SWITCH
ASSOC COMP: N/A
ASSOC COMP: N/A

MODEL NO.: 56-8115-8181-817
ASSOC M/N: N/A
ASSOC M/N: N/A

ASSOC. DWG: LOC: M-1090
PAID: M-76
ELEC: E-471

MANUFACTU: LOVE CONTROLS
ASSOC MANF: N/A
ASSOC MANF: N/A

SERIAL NO: N/A
ASSOC S/N: N/A
ASSOC S/N: N/A

SERVICE: RHR PUMP COMPARTMENT UNIT COOLER 1BV210.

P.O. NO: M-66

FUNCTION: CLOSES WHEN TEMPERATURE SETPOINT REACHED TO PROVIDE START SIGNAL TO UNIT COOLER (WHEN IN AUTO MODE).
REQUIRED FOR LOCA AND ALL HELBS EXCEPT RHRLB.

SUBMERGENCE: N/A

CHEMICAL SPRAY: N/A

PARAMETER	ENVIRONMENT		DOCUMENTATION REFERENCE		QUALIFICATION	OUTSTANDING ITEMS	INTERFACES:
	SPECIFICATION	QUALIFICATION	SPECIFICATION	QUALIFICATION	METHOD		CABLE: EQRR 22
OPERATING TIME	180 DAYS	180 DAYS	78,544,143	144	TEST & ANAL.		
TEMPERATURE (F)	120	135	85	144	TEST & ANAL.		MAINTENANCE REQUIREMENTS: REFERENCE 144
PRESSURE (PSIA)	14.7	14.7	85	144	TEST		
RELATIVE HUMIDITY (%)	90	90	85	144	TEST		
RADIATION	6.63 E4	1E6	143	144	TEST		REMARKS:
AGING	40 YRS.	26.49 YRS.	N/A	144	TEST & ANAL.		

DEFICIENCY RESOLUTION:

FACILITY: LGS UNIT: 1 DOCKET: 50-352 EQRR: 159

PREPARED BY: FMV DATE: 04/13/84 REVISION DATE: 04/13/84

REVIEWED BY: MJB DATE: 04/13/84

SYSTEM: ECCS PUMP ROOM HVAC

ACCY: SPEC: +/- 0.5% F.S.
DEMON: +/- 0.5% F.S.
REF: 8031-M-66-387

LOCATION: ROOM 200

PLANT ID: TSHL-76-123C

RACK/PANEL: 1CC208

COMPONENT: TEMPERATURE SWITCH

MODEL NO.: 56-8115-8181-817

ASSOC COMP: N/A
ASSOC COMP: N/A

ASSOC M/N: N/A
ASSOC M/N: N/A

ASSOC. DWG: LOC: M-1082
P&ID: M-76
ELEC: E-471

MANUFACTU: LOVE CONTROLS

SERIAL NO: N/A

ASSOC MANF: N/A
ASSOC MANF: N/A

ASSOC S/N: N/A
ASSOC S/N: N/A

SERVICE: RHR PUMP COMPARTMENT UNIT COOLER 1CV210.

P.O. NO: M-66

FUNCTION: CLOSES WHEN TEMPERATURE SETPOINT REACHED TO PROVIDE START SIGNAL TO UNIT COOLER (WHEN IN AUTO MODE).
REQUIRED FOR LOCA AND ALL HELBS EXCEPT RHRLB.

SUBMERGENCE: N/A

CHEMICAL SPRAY: N/A

PARAMETER	ENVIRONMENT		DOCUMENTATION REFERENCE		QUALIFICATION	OUTSTANDING ITEMS	INTERFACES:
	SPECIFICATION	QUALIFICATION	SPECIFICATION	QUALIFICATION	METHOD		CABLE: EQRR 22
OPERATING TIME	180 DAYS	180 DAYS	78,544,143	144	TEST & ANAL.		
TEMPERATURE (F)	120	135	85	144	TEST & ANAL.		MAINTENANCE REQUIREMENTS: REFERENCE 144
PRESSURE (PSIA)	14.7	14.7	85	144	TEST		
RELATIVE HUMIDITY (%)	90	90	85	144	TEST		
RADIATION	5.6 E5	1E6	143	144	TEST		REMARKS:
AGING	40 YRS.	26.49 YRS.	N/A	144	TEST & ANAL.		

DEFICIENCY RESOLUTION:

FACILITY: LGS UNIT: 1 DOCKET: 50-352 EQRR: 159
PREPARED BY: FMV DATE: 04/13/84 REVISION DATE: 04/13/84
REVIEWED BY: WJB DATE: 04/13/84

SYSTEM: ECCS PUMP ROOM HVAC
ACCY: SPEC: +/- 0.5% F.S.
DEMON: +/- 0.5% F.S.
REF: 8031-M-66-387
LOCATION: ROOM 207

PLANT ID: TSHL-76-123D
RACK/PANEL: 1DC208

COMPONENT: TEMPERATURE SWITCH
MODEL NO.: 56-8115-8181-817
ASSOC COMP: N/A
ASSOC M/N: N/A
ASSOC DWG: LOC: M-1090
P&ID: M-76
ELEC: E-471
ASSOC COMP: N/A
ASSOC M/N: N/A

MANUFACTU: LOVE CONTROLS
SERIAL NO: N/A
ASSOC MANF: N/A
ASSOC S/N: N/A
ASSOC MANF: N/A
ASSOC S/N: N/A

SERVICE: RHR PUMP COMPARTMENT UNIT COOLER 1DV210.
P.O. NO: M-66

FUNCTION: CLOSES WHEN TEMPERATURE SETPOINT REACHED TO PROVIDE START SIGNAL TO UNIT COOLER (WHEN IN AUTO MODE).
REQUIRED FOR LOCA AND ALL HELBS EXCEPT RHRLB.
SUBMERGENCE: N/A
CHEMICAL SPRAY: N/A

PARAMETER	ENVIRONMENT		DOCUMENTATION REFERENCE		QUALIFICATION	OUTSTANDING ITEMS	INTERFACES: CABLE: EQRR 22
	SPECIFICATION	QUALIFICATION	SPECIFICATION	QUALIFICATION	METHOD		
OPERATING TIME	180 DAYS	180 DAYS	78,544,143	144	TEST & ANAL.		
TEMPERATURE (F)	120	135	85	144	TEST & ANAL.		MAINTENANCE REQUIREMENTS: REFERENCE 144
PRESSURE (PSIA)	14.7	14.7	85	144	TEST		
RELATIVE HUMIDITY (%)	90	90	85	144	TEST		
RADIATION	6.63 E4	1E6	143	144	TEST		REMARKS:
AGING	40 YRS.	26.49 YRS.	N/A	144	TEST & ANAL.		

DEFICIENCY RESOLUTION:

PREPARED BY: FMV DATE: 04/13/84 REVISION DATE: 04/13/84

FACILITY: LGS UNIT: 1 DOCKET: 50-352 EQRR: 159

REVIEWED BY: WJB DATE: 04/13/84

SYSTEM: ECCS PUMP ROOM HVAC

PLANT ID: TSHL-76-123E

COMPONENT: TEMPERATURE SWITCH
ASSOC COMP: N/A
ASSOC COMP: N/A

MANUFACTU: LOVE CONTROLS
ASSOC MANF: N/A
ASSOC MANF: N/A

SERVICE: RHR PUMP COMPARTMENT UNIT COOLER 1EV210.

FUNCTION: CLOSES WHEN TEMPERATURE SETPOINT REACHED TO PROVIDE START SIGNAL TO UNIT COOLER (WHEN IN AUTO MODE). REQUIRED FOR LOCA AND ALL HELBS EXCEPT RHRLB.

ACCY: SPEC: +/- 0.5% F.S.
DEMON: +/- 0.5% F.S.
REF: 8031-M-66-387

MODEL NO.: 56-8115-8181-817
ASSOC M/N: N/A
ASSOC M/N: N/A

SERIAL NO: N/A
ASSOC S/N: N/A
ASSOC S/N: N/A

LOCATION: ROOM 200

RACK/PANEL: 1AC208

ASSOC. DWG: LOC: M-1082
P&ID: M-76
ELEC: E-471

P.O. NO: M-66

SUBMERGENCE: N/A

CHEMICAL SPRAY: N/A

PARAMETER	ENVIRONMENT		DOCUMENTATION REFERENCE		QUALIFICATION	OUTSTANDING ITEMS	INTERFACES:
	SPECIFICATION	QUALIFICATION	SPECIFICATION	QUALIFICATION	METHOD		CABLE: EQRR 22
OPERATING TIME	180 DAYS	180 DAYS	78,544,143	144	TEST & ANAL.		
TEMPERATURE (F)	120	135	85	144	TEST & ANAL.		MAINTENANCE REQUIREMENTS: REFERENCE 144
PRESSURE (PSIA)	14.7	14.7	85	144	TEST		
RELATIVE HUMIDITY (%)	90	90	85	144	TEST		
RADIATION	4.1 E5	1E6	143	144	TEST		REMARKS:
AGING	40 YRS.	26.49 YRS.	N/A	144	TEST & ANAL.		

DEFICIENCY RESOLUTION:

PREPARED BY: FMV DATE: 04/13/84 REVISION DATE: 04/13/84

FACILITY: LGS UNIT: 1 DOCKET: 50-352 EQRR: 159

REVIEWED BY: MJB DATE: 04/13/84

SYSTEM: ECCS PUMP ROOM HVAC

PLANT ID: TSHL-76-123F

COMPONENT: TEMPERATURE SWITCH
ASSOC COMP: N/A
ASSOC COMP: N/A

MANUFACTU: LOVE CONTROLS
ASSOC MANF: N/A
ASSOC MANF: N/A

ACCY: SPEC: +/- 0.5% F.S.
DEMON: +/- 0.5% F.S.
REF: 8031-M-66-387

MODEL NO.: 56-8115-8181-817
ASSOC M/N: N/A
ASSOC M/N: N/A

SERIAL NO: N/A
ASSOC S/N: N/A
ASSOC S/N: N/A

LOCATION: ROOM 207

RACK/PANEL: 1DC208

ASSOC. DWG: LOC: M-1090
P&ID: M-76
ELEC: E-471

SERVICE: RHR PUMP COMPARTMENT UNIT COOLER 1FV210.

P.O. NO: M-66

FUNCTION: CLOSES WHEN TEMPERATURE SETPOINT REACHED TO PROVIDE START SIGNAL TO UNIT COOLER (WHEN IN AUTO MODE). REQUIRED FOR LOCA AND ALL HELBS EXCEPT RHRLB.

SUBMERGENCE: N/A

CHEMICAL SPRAY: N/A

PARAMETER	ENVIRONMENT		DOCUMENTATION REFERENCE		QUALIFICATION	OUTSTANDING ITEMS	INTERFACES: CABLE: EQRR 22
	SPECIFICATION	QUALIFICATION	SPECIFICATION	QUALIFICATION	METHOD		
OPERATING TIME	180 DAYS	180 DAYS	78,544,143	144	TEST & ANAL.		
TEMPERATURE (F)	120	135	85	144	TEST & ANAL.		MAINTENANCE REQUIREMENTS: REFERENCE 144
PRESSURE (PSIA)	14.7	14.7	85	144	TEST		
RELATIVE HUMIDITY (%)	90	90	85	144	TEST		
RADIATION	6.63 E4	1E6	143	144	TEST		REMARKS:
AGING	40 YRS.	26.49 YRS.	N/A	144	TEST & ANAL.		

DEFICIENCY RESOLUTION:

FACILITY: LGS UNIT: 1 DOCKET: 50-352 EQRR: 159

PREPARED BY: FMV DATE: 04/13/84 REVISION DATE: 04/13/84

REVIEWED BY: WJB DATE: 04/13/84

SYSTEM: ECCS PUMP ROOM HVAC

ACCY: SPEC: +/- 0.5% F.S.
DEMON: +/- 0.5% F.S.
REF: 8031-M-66-387

LOCATION: ROOM 200

PLANT ID: TSHL-76-123G

RACK/PANEL: 1CC208

COMPONENT: TEMPERATURE SWITCH
ASSOC COMP: N/A
ASSOC COMP: N/A

MODEL NO.: 56-8115-8181-817
ASSOC M/N: N/A
ASSOC M/N: N/A

ASSOC. DWG: LOC: M-1082
P&ID: M-76
ELEC: E-471

MANUFACTU: LOVE CONTROLS
ASSOC MANF: N/A
ASSOC MANF: N/A

SERIAL NO: N/A
ASSOC S/N: N/A
ASSOC S/N: N/A

SERVICE: RHR PUMP COMPARTMENT UNIT COOLER 1GV210.

P.O. NO: M-66

FUNCTION: CLOSES WHEN TEMPERATURE SETPOINT REACHED TO PROVIDE START SIGNAL TO UNIT COOLER (WHEN IN AUTO MODE).
REQUIRED FOR LOCA AND ALL HELBS EXCEPT RHRLB.

SUBMERGENCE: N/A

CHEMICAL SPRAY: N/A

PARAMETER	ENVIRONMENT		DOCUMENTATION REFERENCE		QUALIFICATION	OUTSTANDING ITEMS	INTERFACES:
	SPECIFICATION	QUALIFICATION	SPECIFICATION	QUALIFICATION	METHOD		CABLE: EQRR 22
OPERATING TIME	180 DAYS	180 DAYS	76,544,143	144	TEST & ANAL.		
TEMPERATURE (F)	120	135	85	144	TEST & ANAL.		MAINTENANCE REQUIREMENTS: REFERENCE 144
PRESSURE (PSIA)	14.7	14.7	85	144	TEST		
RELATIVE HUMIDITY (%)	90	90	85	144	TEST		
RADIATION	5.6 E5	1E6	143	144	TEST		REMARKS:
AGING	40 YRS.	26.49 YRS.	N/A	144	TEST & ANAL.		

DEFICIENCY RESOLUTION:

FACILITY: LGS UNIT: 1 DOCKET: 50-352 EQRR: 159

PREPARED BY: FMV DATE: 04/13/84 REVISION DATE: 04/13/84

REVIEWED BY: MJB DATE: 04/13/84

SYSTEM: ECCS PUMP ROOM HVAC

PLANT ID: TSHL-76-123H

COMPONENT: TEMPERATURE SWITCH
ASSOC COMP: N/A
ASSOC COMP: N/A

MANUFACTU: LOVE CONTROLS
ASSOC MANF: N/A
ASSOC MANF: N/A

SERVICE: RHR PUMP COMPARTMENT UNIT COOLER 1HV210.

FUNCTION: CLOSES WHEN TEMPERATURE SETPOINT REACHED TO PROVIDE START SIGNAL TO UNIT COOLER (WHEN IN AUTO MODE). REQUIRED FOR LOCA AND ALL HELBS EXCEPT RHRLB.

ACCY: SPEC: +/- 0.5% F.S.
DEMON: +/- 0.5% F.S.
REF: 8031-M-66-387

MODEL NO.: 56-8115-8181-817
ASSOC M/N: N/A
ASSOC M/N: N/A

SERIAL NO: N/A
ASSOC S/N: N/A
ASSOC S/N: N/A

LOCATION: ROOM 207

RACK/PANEL: 1DC208

ASSOC. DWG: LOC: M-1090
P&ID: M-76
ELEC: E-471

P.O. NO: M-66

SUBMERGENCE: N/A

CHEMICAL SPRAY: N/A

PARAMETER	ENVIRONMENT		DOCUMENTATION REFERENCE		QUALIFICATION	OUTSTANDING ITEMS	INTERFACES:
	SPECIFICATION	QUALIFICATION	SPECIFICATION	QUALIFICATION	METHOD		CABLE: EQRR 22
OPERATING TIME	180 DAYS	180 DAYS	78,544,143	144	TEST & ANAL.		
TEMPERATURE (F)	120	135	85	144	TEST & ANAL.		MAINTENANCE REQUIREMENTS: REFERENCE 144
PRESSURE (PSIA)	14.7	14.7	85	144	TEST		
RELATIVE HUMIDITY (%)	90	90	85	144	TEST		
RADIATION	6.63 E4	1E6	143	144	TEST		REMARKS:
AGING	40 YRS.	26.49 YRS.	N/A	144	TEST & ANAL.		

DEFICIENCY RESOLUTION:

FACILITY: LGS UNIT: 1 DOCKET: 50-352 EQRR: 159
PREPARED BY: FMV DATE: 04/13/84 REVISION DATE: 04/13/84
REVIEWED BY: WJB DATE: 04/13/84

SYSTEM: ECCS PUMP ROOM HVAC
ACCY: SPEC: +/- 0.5% F.S.
DEMON: +/- 0.5% F.S.
REF: 8031-M-66-387
LOCATION: ROOM 200

PLANT ID: TSHL-76-124A
RACK/PANEL: 1AC208

COMPONENT: TEMPERATURE SWITCH
MODEL NO.: 56-8115-8181-817
ASSOC COMP: N/A
ASSOC M/N: N/A
ASSOC DWG: LOC: M-1082
P&ID: M-76
ELEC: E-471
ASSOC COMP: N/A
ASSOC M/N: N/A

MANUFACTU: LOVE CONTROLS
SERIAL NO: N/A
ASSOC MANF: N/A
ASSOC S/N: N/A
ASSOC MANF: N/A
ASSOC S/N: N/A

SERVICE: CORE SPRAY PUMP COMPARTMENT UNIT COOLER 1AV211.
P.O. NO: M-66

FUNCTION: CLOSES WHEN TEMPERATURE SETPOINT REACHED TO PROVIDE START SIGNAL TO UNIT COOLER (WHEN IN AUTO MODE). REQUIRED FOR LOCA AND ALL HELBS.
SUBMERGENCE: N/A
CHEMICAL SPRAY: N/A

PARAMETER	ENVIRONMENT		DOCUMENTATION REFERENCE		QUALIFICATION	OUTSTANDING ITEMS	INTERFACES: CABLE: EQRR 22
	SPECIFICATION	QUALIFICATION	SPECIFICATION	QUALIFICATION	METHOD		
OPERATING TIME	180 DAYS	180 DAYS	78,544,143	144	TEST & ANAL.		
TEMPERATURE (F)	120	135	85	144	TEST & ANAL.		MAINTENANCE REQUIREMENTS: REFERENCE 144
PRESSURE (PSIA)	14.7	14.7	85	144	TEST		
RELATIVE HUMIDITY (%)	90	90	85	144	TEST		
RADIATION	4.1 E5	1E6	143	144	TEST		REMARKS:
AGING	40 YRS.	26.49 YRS.	N/A	144	TEST & ANAL.		

DEFICIENCY RESOLUTION:

FACILITY: LGS UNIT: 1 DOCKET: 50-352 EQRR: 159
PREPARED BY: FMV DATE: 04/13/84 REVISION DATE: 04/13/84
REVIEWED BY: WJB DATE: 04/13/84

SYSTEM: ECCS PUMP ROOM HVAC
PLANT ID: TSHL-76-124B
COMPONENT: TEMPERATURE SWITCH
ASSOC COMP: N/A
ASSOC COMP: N/A
MANUFACTU: LOVE CONTROLS
ASSOC MANF: N/A
ASSOC MANF: N/A

ACCY: SPEC: +/- 0.5% F.S.
DEMON: +/- 0.5% F.S.
REF: 8031-M-66-387
MODEL NO.: 56-8115-8181-817
ASSOC M/N: N/A
ASSOC M/N: N/A
SERIAL NO: N/A
ASSOC S/N: N/A
ASSOC S/N: N/A

LOCATION: ROOM 207
RACK/PANEL: 1BC208
ASSOC. DWG: LOC: M-1090
P&ID: M-76
ELEC: E-471

SERVICE: CORE SPRAY PUMP COMPARTMENT UNIT COOLER 1BV211.

P.O. NO: M-66

FUNCTION: CLOSES WHEN TEMPERATURE SETPOINT REACHED TO PROVIDE START SIGNAL TO UNIT COOLER (WHEN IN AUTO MODE). REQUIRED FOR LOCA AND ALL HELBS.

SUBMERGENCE: N/A

CHEMICAL SPRAY: N/A

PARAMETER	ENVIRONMENT		DOCUMENTATION REFERENCE		QUALIFICATION	OUTSTANDING ITEMS	INTERFACES: CABLE: EQRR 22
	SPECIFICATION	QUALIFICATION	SPECIFICATION	QUALIFICATION	METHOD		
OPERATING TIME	180 DAYS	180 DAYS	78,544,143	144	TEST & ANAL.		
TEMPERATURE (F)	120	135	85	144	TEST & ANAL.		MAINTENANCE REQUIREMENTS: REFERENCE 144
PRESSURE (PSIA)	14.7	14.7	85	144	TEST		
RELATIVE HUMIDITY (%)	90	90	85	144	TEST		
RADIATION	6.63 E4	1E6	143	144	TEST		REMARKS:
AGING	40 YRS.	26.49 YRS.	N/A	144	TEST & ANAL.		

DEFICIENCY RESOLUTION:

FACILITY: LGS UNIT: 1 DOCKET: 50-352 EQRR: 159
PREPARED BY: FMV DATE: 04/13/84 REVISION DATE: 04/13/84
REVIEWED BY: WJB DATE: 04/13/84

SYSTEM: ECCS PUMP ROOM HVAC
ACCY: SPEC: +/- 0.5% F.S.
DEMON: +/- 0.5% F.S.
REF: 8031-M-66-387
LOCATION: ROOM 200

PLANT ID: TSHL-76-124C
RACK/PANEL: 1CC208

COMPONENT: TEMPERATURE SWITCH
ASSOC COMP: N/A
ASSOC COMP: N/A
MODEL NO.: 56-8115-8181-817
ASSOC M/N: N/A
ASSOC M/N: N/A
ASSOC. DWG: LOC: M-1082
P&ID: M-76
ELEC: E-471

MANUFACTU: LOVE CONTROLS
ASSOC MANF: N/A
ASSOC MANF: N/A
SERIAL NO: N/A
ASSOC S/N: N/A
ASSOC S/N: N/A

SERVICE: CORE SPRAY PUMP COMPARTMENT UNIT COOLER 1CV211.
P.O. NO: M-66

FUNCTION: CLOSES WHEN TEMPERATURE SETPOINT REACHED TO PROVIDE START SIGNAL TO UNIT COOLER (WHEN IN AUTO MODE). REQUIRED FOR LOCA AND ALL HELBS.
SUBMERGENCE: N/A
CHEMICAL SPRAY: N/A

PARAMETER	ENVIRONMENT		DOCUMENTATION REFERENCE		QUALIFICATION	OUTSTANDING ITEMS	INTERFACES: CABLE: EQRR 22
	SPECIFICATION	QUALIFICATION	SPECIFICATION	QUALIFICATION	METHOD		
OPERATING TIME	180 DAYS	180 DAYS	78,544,143	144	TEST & ANAL.		
TEMPERATURE (F)	120	135	85	144	TEST & ANAL.		MAINTENANCE REQUIREMENTS: REFERENCE 144
PRESSURE (PSIA)	14.7	14.7	85	144	TEST		
RELATIVE HUMIDITY (%)	90	90	85	144	TEST		
RADIATION	5.6 E5	1E6	143	144	TEST		REMARKS:
AGING	40 YRS.	26.49 YRS.	N/A	144	TEST & ANAL.		

DEFICIENCY RESOLUTION:

FACILITY: LGS UNIT: 1 DOCKET: 50-352 EQRR: 159

PREPARED BY: FMV DATE: 04/13/84 REVISION DATE: 04/13/84

REVIEWED BY: MJB DATE: 04/13/84

SYSTEM: ECCS PUMP ROOM HVAC

PLANT ID: TSHL-76-124D

COMPONENT: TEMPERATURE SWITCH
ASSOC COMP: N/A
ASSOC COMP: N/A

MANUFACTU: LOVE CONTROLS
ASSOC MANF: N/A
ASSOC MANF: N/A

SERVICE: CORE SPRAY PUMP COMPARTMENT UNIT COOLER 1DV211.

FUNCTION: CLOSES WHEN TEMPERATURE SETPOINT REACHED TO PROVIDE START SIGNAL TO UNIT COOLER (WHEN IN AUTO MODE). REQUIRED FOR LOCA AND ALL HELBS.

ACCY: SPEC: +/- 0.5% F.S.
DEMON: +/- 0.5% F.S.
REF: 8031-M-66-387

MODEL NO.: 56-8115-8181-817
ASSOC M/N: N/A
ASSOC M/N: N/A

SERIAL NO: N/A
ASSOC S/N: N/A
ASSOC S/N: N/A

LOCATION: ROOM 207

RACK/PANEL: 1DC208

ASSOC. DWG: LOC: M-1090
P&ID: M-76
ELEC: E-471

P.O. NO: M-66

SUBMERGENCE: N/A

CHEMICAL SPRAY: N/A

PARAMETER	ENVIRONMENT		DOCUMENTATION REFERENCE		QUALIFICATION	OUTSTANDING ITEMS	INTERFACES:
	SPECIFICATION	QUALIFICATION	SPECIFICATION	QUALIFICATION	METHOD		CABLE: EQRR 22
OPERATING TIME	180 DAYS	180 DAYS	78,544,143	144	TEST & ANAL.		
TEMPERATURE (F)	120	135	85	144	TEST & ANAL.		MAINTENANCE REQUIREMENTS: REFERENCE 144
PRESSURE (PSIA)	14.7	14.7	85	144	TEST		
RELATIVE HUMIDITY (%)	90	90	85	144	TEST		
RADIATION	6.63 E4	1E6	143	144	TEST		REMARKS:
AGING	40 YRS.	26.49 YRS.	N/A	144	TEST & ANAL.		

DEFICIENCY RESOLUTION:

FACILITY: LGS UNIT: 1 DOCKET: 50-352 EQRR: 159

PREPARED BY: FMV DATE: 04/13/84 REVISION DATE: 04/13/84

REVIEWED BY: MJB DATE: 04/13/84

SYSTEM: ECCS PUMP ROOM HVAC

PLANT ID: TSHL-76-124E

COMPONENT: TEMPERATURE SWITCH
ASSOC COMP: N/A
ASSOC COMP: N/A

MANUFACTU: LOVE CONTROLS
ASSOC MANF: N/A
ASSOC MANF: N/A

SERVICE: CORE SPRAY PUMP COMPARTMENT UNIT COOLER 1EV211.

FUNCTION: CLOSES WHEN TEMPERATURE SETPOINT REACHED TO PROVIDE START SIGNAL TO UNIT COOLER (WHEN IN AUTO MODE). REQUIRED FOR LOCA AND ALL HELBS.

ACCY: SPEC: +/- 0.5% F.S.
DENON: +/- 0.5% F.S.
REF: 8031-M-66-387

MODEL NO.: 56-8115-8181-817
ASSOC M/N: N/A
ASSOC M/N: N/A

SERIAL NO: N/A
ASSOC S/N: N/A
ASSOC S/N: N/A

LOCATION: ROOM 200

RACK/PANEL: 1AC208

ASSOC. DWG: LOC: M-1082
P&ID: M-76
ELEC: E-471

P.O. NO: M-66

SUBMERGENCE: N/A

CHEMICAL SPRAY: N/A

PARAMETER	ENVIRONMENT		DOCUMENTATION REFERENCE		QUALIFICATION	OUTSTANDING ITEMS	INTERFACES:
	SPECIFICATION	QUALIFICATION	SPECIFICATION	QUALIFICATION	METHOD		CABLE: EQRR 22
OPERATING TIME	180 DAYS	180 DAYS	78,544,143	144	TEST & ANAL.		
TEMPERATURE (F)	120	135	85	144	TEST & ANAL.		MAINTENANCE REQUIREMENTS: REFERENCE 144
PRESSURE (PSIA)	14.7	14.7	85	144	TEST		
RELATIVE HUMIDITY (%)	90	90	85	144	TEST		
RADIATION	4.1 E5	1E6	143	144	TEST		REMARKS:
AGING	40 YRS.	26.49 YRS.	N/A	144	TEST & ANAL.		

DEFICIENCY RESOLUTION:

FACILITY: LGS UNIT: 1 DOCKET: 50-352 EQRR: 159
PREPARED BY: FMV DATE: 04/13/84 REVISION DATE: 04/13/84
REVIEWED BY: MJB DATE: 04/13/84

SYSTEM: ECCS PUMP ROOM HVAC
ACCY: SPEC: +/- 0.5% F.S.
DEMON: +/- 0.5% F.S.
REF: 8031-M-66-387
LOCATION: ROOM 207

PLANT ID: TSHL-76-124F
RACK/PANEL: 1BC208

COMPONENT: TEMPERATURE SWITCH
ASSOC COMP: N/A
ASSOC COMP: N/A
MODEL NO.: 56-8115-8181-817
ASSOC M/N: N/A
ASSOC M/N: N/A
ASSOC. DWG: LOC: M-1090
P&ID: M-76
ELEC: E-471

MANUFACTU: LOVE CONTROLS
ASSOC MANF: N/A
ASSOC MANF: N/A
SERIAL NO: N/A
ASSOC S/N: N/A
ASSOC S/N: N/A

SERVICE: CORE SPRAY PUMP COMPARTMENT UNIT COOLER 1FV211.
P.O. NO: M-66

FUNCTION: CLOSES WHEN TEMPERATURE SETPOINT REACHED TO PROVIDE START SIGNAL TO UNIT COOLER (WHEN IN AUTO MODE). REQUIRED FOR LOCA AND ALL HELBS.
SUBMERGENCE: N/A
CHEMICAL SPRAY: N/A

PARAMETER	ENVIRONMENT		DOCUMENTATION REFERENCE		QUALIFICATION	OUTSTANDING ITEMS	INTERFACES:
	SPECIFICATION	QUALIFICATION	SPECIFICATION	QUALIFICATION	METHOD		CABLE: EQRR 22
OPERATING TIME	180 DAYS	180 DAYS	78,544,143	144	TEST & ANAL.		
TEMPERATURE (F)	120	135	85	144	TEST & ANAL.		MAINTENANCE REQUIREMENTS: REFERENCE 144
PRESSURE (PSIA)	14.7	14.7	85	144	TEST		
RELATIVE HUMIDITY (%)	90	90	85	144	TEST		
RADIATION	6.63 E4	1E6	143	144	TEST		REMARKS:
AGING	40 YRS.	26.49 YRS.	N/A	144	TEST & ANAL.		

DEFICIENCY RESOLUTION:

FACILITY: LGS UNIT: 1 DOCKET: 50-352 EQRR: 159
PREPARED BY: FMV DATE: 04/13/84 REVISION DATE: 04/13/84
REVIEWED BY: WJB DATE: 04/13/84

SYSTEM: ECCS PUMP ROOM HVAC
PLANT ID: TSHL-76-124G
COMPONENT: TEMPERATURE SWITCH
ASSOC COMP: N/A
ASSOC COMP: N/A
MANUFACTU: LOVE CONTROLS
ASSOC MANF: N/A
ASSOC MANF: N/A

ACCY: SPEC: +/- 0.5% F.S.
DEMON: +/- 0.5% F.S.
REF: 8031-M-66-387
MODEL NO.: 56-8115-8181-817
ASSOC M/N: N/A
ASSOC M/N: N/A
SERIAL NO: N/A
ASSOC S/N: N/A
ASSOC S/N: N/A

LOCATION: ROOM 200
RACK/PANEL: 1CC208
ASSOC. DWG: LOC: M-1082
P&ID: M-76
ELEC: E-471

SERVICE: CORE SPRAY PUMP COMPARTMENT UNIT COOLER 1GV211.

P.O. NO: M-66

FUNCTION: CLOSES WHEN TEMPERATURE SETPOINT REACHED TO PROVIDE START SIGNAL TO UNIT COOLER (WHEN IN AUTO MODE). REQUIRED FOR LOCA AND ALL HELBS.

SUBMERGENCE: N/A

CHEMICAL SPRAY: N/A

PARAMETER	ENVIRONMENT		DOCUMENTATION REFERENCE		QUALIFICATION	OUTSTANDING ITEMS	INTERFACES:
	SPECIFICATION	QUALIFICATION	SPECIFICATION	QUALIFICATION	METHOD		CABLE: EQRR 22
OPERATING TIME	180 DAYS	180 DAYS	78,544,143	144	TEST & ANAL.		
TEMPERATURE (F)	120	135	85	144	TEST & ANAL.		MAINTENANCE REQUIREMENTS: REFERENCE 144
PRESSURE (PSIA)	14.7	14.7	85	144	TEST		
RELATIVE HUMIDITY (%)	90	90	85	144	TEST		
RADIATION	5.6 E5	1E6	143	144	TEST		REMARKS:
AGING	40 YRS.	26.49 YRS.	N/A	144	TEST & ANAL.		

DEFICIENCY RESOLUTION:

FACILITY: LGS UNIT: 1 DOCKET: 50-352 EQRR: 159

PREPARED BY: FHV DATE: 04/13/84 REVISION DATE: 04/13/84

REVIEWED BY: WJB DATE: 04/13/84

SYSTEM: ECCS PUMP ROOM HVAC

PLANT ID: TSHL-76-124H

COMPONENT: TEMPERATURE SWITCH
ASSOC COMP: N/A
ASSOC COMP: N/A

MANUFACTU: LOVE CONTROLS
ASSOC MANF: N/A
ASSOC MANF: N/A

SERVICE: CORE SPRAY PUMP COMPARTMENT UNIT COOLER 1HV211.

FUNCTION: CLOSES WHEN TEMPERATURE SETPOINT REACHED TO PROVIDE START SIGNAL TO UNIT COOLER (WHEN IN AUTO MODE). REQUIRED FOR LOCA AND ALL HELBS.

ACCY: SPEC: +/- 0.5% F.S.
DEMON: +/- 0.5% F.S.
REF: 8031-M-66-387

MODEL NO.: 56-8115-8181-817
ASSOC M/N: N/A
ASSOC M/N: N/A

SERIAL NO: N/A
ASSOC S/N: N/A
ASSOC S/N: N/A

LOCATION: ROOM 207

RACK/PANEL: 1DC208

ASSOC. DWG: LOC: M-1090
P&ID: M-76
ELEC: E-471

P.O. NO: M-66

SUBMERGENCE: N/A

CHEMICAL SPRAY: N/A

PARAMETER	ENVIRONMENT		DOCUMENTATION REFERENCE		QUALIFICATION	OUTSTANDING ITEMS	INTERFACES: CABLE: EQRR 22
	SPECIFICATION	QUALIFICATION	SPECIFICATION	QUALIFICATION	METHOD		
OPERATING TIME	180 DAYS	180 DAYS	78,544	144	TEST & ANAL.		
TEMPERATURE (F)	120	135	85	144	TEST & ANAL.		MAINTENANCE REQUIREMENTS:
PRESSURE (PSIA)	14.7	14.7	85	144	TEST		
RELATIVE HUMIDITY (%)	90	90	85	144	TEST		
RADIATION	6.63 E4	1 E6	85	144	TEST	X	REMARKS:
AGING	40 YRS.	26.49 YRS.	N/A	144	TEST & ANAL.		

DEFICIENCY RESOLUTION:

PREPARED BY: RDC DATE: 07/27/83 REVISION DATE: 08/02/83

FACILITY: LGS UNIT: 1 DOCKET: 50-352 EQRR: 142

REVIEWED BY: FMV DATE: 08/02/83

SYSTEM: ECCS PUMP ROOM HVAC

PLANT ID: ZS-76-201-21A

COMPONENT: LIMIT SWITCH
ASSOC COMP: STEAM FLOODING DAMPER
ASSOC COMP: N/A

MANUFACTU: NAMCO
ASSOC MANF: AMERICAN WARMING & VENTILATION
ASSOC MANF: N/A

SERVICE: STEAM FLOODING DAMPER BFD-201-21A FOR THE HPCI PIPE PENETRATION AREA.

FUNCTION: PROVIDES INDICATION OF DAMPER POSITION. REQUIRED FOR HELB ONLY.

ACCY: SPEC: N/A
DEMON: N/A
REF: N/A

MODEL NO.: EA740-20100 B/M-E.G.
ASSOC M/N: N/A
ASSOC M/N: N/A

SERIAL NO:
ASSOC S/N: N/A
ASSOC S/N: N/A

LOCATION: ROOM 203

RACK/PANEL: N/A

ASSOC. DWG: LOC: M-1082
P&ID: M-76

P.O. NO: M-113

SUBMERGENCE: N/A

CHEMICAL SPRAY: N/A

PARAMETER	ENVIRONMENT		DOCUMENTATION REFERENCE		QUALIFICATION	OUTSTANDING ITEMS	INTERFACES:
	SPECIFICATION	QUALIFICATION	SPECIFICATION	QUALIFICATION	METHOD		LUGS: EQRR 171 CABLE: EQRR 22
OPERATING TIME	1 HR.	30 DAYS	534	86	TEST		
TEMPERATURE (F)	235 (I)	340	85	86	TEST		MAINTENANCE REQUIREMENTS: REFERENCE 86, PRINT 8031-M-70-101-7S.
PRESSURE (PSIA)	16.2 (I)	77.7	85	86	TEST		
RELATIVE HUMIDITY (%)	100 (I)	100	85	86	TEST		
RADIATION	5.39 E5	2.04 E8	85	86	TEST		REMARKS: SPECIFIED RADIATION IS FOR HELB.
AGING	40 YRS.	40 YRS.	N/A	86	TEST & ANAL.		

DEFICIENCY RESOLUTION:

PREPARED BY: RDC DATE: 07/27/83 REVISION DATE: 08/02/83

FACILITY: LGS UNIT: 1 DOCKET: 50-352 EQRR: 142

REVIEWED BY: FMV DATE: 08/02/83

SYSTEM: ECCS PUMP ROOM HVAC

ACCY: SPEC: N/A
DEMON: N/A
REF: N/A

LOCATION: ROOM 203

PLANT ID: ZS-76-201-21B

RACK/PANEL: N/A

COMPONENT: LIMIT SWITCH
ASSOC COMP: STEAM FLOODING DAMPER
ASSOC COMP: N/A

MODEL NO.: EA740-20100 B/M-E.G.
ASSOC M/N: N/A
ASSOC M/N: N/A

ASSOC. DWG: LOC: M-1082
P&ID: M-76

MANUFACTU: NAMCO
ASSOC MANF: AMERICAN WARMING & VENTILATION
ASSOC MANF: N/A

SERIAL NO:
ASSOC S/N: N/A
ASSOC S/N: N/A

SERVICE: STEAM FLOODING DAMPER BPD-201-21B FOR THE HPCI PIPE PENETRATION AREA.

P.O. NO: M-113

FUNCTION: PROVIDES INDICATION OF DAMPER POSITION. REQUIRED FOR HELB ONLY.

SUBMERGENCE: N/A

CHEMICAL SPRAY: N/A

PARAMETER	ENVIRONMENT		DOCUMENTATION REFERENCE		QUALIFICATION	OUTSTANDING ITEMS	INTERFACES: LUGS: EQRR 171 CABLE: EQRR 22
	SPECIFICATION	QUALIFICATION	SPECIFICATION	QUALIFICATION	METHOD		
OPERATING TIME	1 HR.	30 DAYS	534	86	TEST		
TEMPERATURE (F)	235 (I)	340	85	86	TEST		MAINTENANCE REQUIREMENTS: REFERENCE 86, PRINT 8031-M-70-101-7S.
PRESSURE (PSIA)	16.2 (I)	77.7	85	86	TEST		
RELATIVE HUMIDITY (%)	100 (I)	100	85	86	TEST		
RADIATION	5.39 E5	2.04 E8	85	86	TEST		REMARKS: SPECIFIED RADIATION IS FOR HELB.
AGING	40 YRS.	40 YRS.	N/A	86	TEST & ANAL.		

DEFICIENCY RESOLUTION:

PREPARED BY: RDC DATE: 07/27/83 REVISION DATE: 08/02/83

FACILITY: LGS UNIT: 1 DOCKET: 50-352 EQRR: 142

REVIEWED BY: FMV DATE: 08/02/83

SYSTEM: ECCS PUMP ROOM HVAC

ACCY: SPEC: N/A
DEMON: N/A
REF: N/A

LOCATION: ROOM 203

PLANT ID: ZS-76-201-22A

RACK/PANEL: N/A

COMPONENT: LIMIT SWITCH
ASSOC COMP: STEAM FLOODING DAMPER
ASSOC COMP: N/A

MODEL NO.: EA740-20100 B/M-E.G.
ASSOC M/N: N/A
ASSOC M/N: N/A

ASSOC. DWG: LOC: M-1082
P&ID: M-76

MANUFACTU: NAMCO
ASSOC MANF: AMERICAN WARMING & VENTILATION
ASSOC MANF: N/A

SERIAL NO:
ASSOC S/N: N/A
ASSOC S/N: N/A

SERVICE: STEAM FLOODING DAMPER BPD-201-22A FOR THE HPCI PIPE PENETRATION AREA.

P.O. NO: M-113

FUNCTION: PROVIDES INDICATION OF DAMPER POSITION. REQUIRED FOR HELB ONLY.

SUBMERGENCE: N/A

CHEMICAL SPRAY: N/A

PARAMETER	ENVIRONMENT		DOCUMENTATION REFERENCE		QUALIFICATION	OUTSTANDING ITEMS	INTERFACES:
	SPECIFICATION	QUALIFICATION	SPECIFICATION	QUALIFICATION	METHOD		LUGS: EQRR 171 CABLE: EQRR 22
OPERATING TIME	1 HR.	30 DAYS	534	86	TEST		
TEMPERATURE (F)	235 (I)	340	85	86	TEST		MAINTENANCE REQUIREMENTS: REFERENCE 86, PRINT 8031-M-70-101-7S.
PRESSURE (PSIA)	16.2 (I)	77.7	85	86	TEST		
RELATIVE HUMIDITY (%)	100 (I)	100	85	86	TEST		
RADIATION	5.39 E5	2.04 E8	85	86	TEST		REMARKS: SPECIFIED RADIATION IS FOR HELB.
AGING	40 YRS.	40 YRS.	N/A	86	TEST & ANAL.		

DEFICIENCY RESOLUTION:

PREPARED BY: PDC DATE: 07/27/83 REVISION DATE: 08/02/83

FACILITY: LGS UNIT: 1 DOCKET: 50-352 EQRR: 142

REVIEWED BY: FMV DATE: 08/02/83

SYSTEM: ECCS PUMP ROOM HVAC

ACCY: SPEC: N/A
DEMON: N/A
REF: N/A

LOCATION: ROOM 203

PLANT ID: ZS-76-201-22B

RACK/PANEL: N/A

COMPONENT: LIMIT SWITCH
ASSOC COMP: STEAM FLOODING DAMPER
ASSOC COMP: N/A

MODEL NO.: EA740-20100 B/M-E.G.
ASSOC M/N: N/A
ASSOC M/N: N/A

ASSOC. DWG: LOC: M-1082
P&ID: M-76

MANUFACTU: NAMCO
ASSOC MANF: AMERICAN WARMING & VENTILATION
ASSOC MANF: N/A

SERIAL NO:
ASSOC S/N: N/A
ASSOC S/N: N/A

SERVICE: STEAM FLOODING DAMPER BFD-201-22B FOR THE HPCI PIPE PENETRATION AREA.

P.O. NO: M-113

FUNCTION: PROVIDES INDICATION OF DAMPER POSITION. REQUIRED FOR HELB ONLY.

SUBMERGENCE: N/A

CHEMICAL SPRAY: N/A

PARAMETER	ENVIRONMENT		DOCUMENTATION REFERENCE		QUALIFICATION	OUTSTANDING ITEMS	INTERFACES: LUGS: EQRR 171 CABLE: EQRR 22
	SPECIFICATION	QUALIFICATION	SPECIFICATION	QUALIFICATION	METHOD		
OPERATING TIME	1 HR.	30 DAYS	534	86	TEST		
TEMPERATURE (F)	235 (I)	340	85	86	TEST		MAINTENANCE REQUIREMENTS: REFERENCE 86, FPRINT 8031-M-70-101-7S.
PRESSURE (PSIA)	16.2 (I)	77.7	85	86	TEST		
RELATIVE HUMIDITY (Z)	100 (I)	100	85	86	TEST		
RADIATION	5.39 E5	2.04 E8	85	86	TEST		REMARKS: SPECIFIED RADIATION IS FOR HELB.
AGING	40 YRS.	40 YRS.	N/A	86	TEST & ANAL.		

DEFICIENCY RESOLUTION:

PREPARED BY: RDC DATE: 07/27/83 REVISION DATE: 08/02/83

FACILITY: LGS UNIT: 1 DOCKET: 50-352 EQRR: 142

REVIEWED BY: FMV DATE: 08/02/83

SYSTEM: ECCS PUMP ROOM HVAC

ACCY: SPEC: N/A
DEMON: N/A
REF: N/A

LOCATION: ROOM 200

PLANT ID: ZS-76-201-23A

RACK/PANEL: N/A

COMPONENT: LIMIT SWITCH
ASSOC COMP: STEAM FLOODING DAMPER
ASSOC COMP: N/A

MODEL NO.: EA740-20100 B/M-E.G.
ASSOC M/N: N/A
ASSOC M/N: N/A

ASSOC. DWG: LOC: M-1082
P&ID: M-76

MANUFACTU: NAMCO
ASSOC MANF: AMERICAN WARMING & VENTILATION
ASSOC MANF: N/A

SERIAL NO:
ASSOC S/N: N/A
ASSOC S/N: N/A

SERVICE: STEAM FLOODING DAMPER BFD-201-23A FOR THE RHR PIPE PENETRATION AREA.

P.O. NO: M-113

FUNCTION: PROVIDES INDICATION OF DAMPER POSITION. REQUIRED FOR HELB ONLY.

SUBMERGENCE: N/A

CHEMICAL SPRAY: N/A

PARAMETER	ENVIRONMENT		DOCUMENTATION REFERENCE		QUALIFICATION	OUTSTANDING ITEMS	INTERFACES:
	SPECIFICATION	QUALIFICATION	SPECIFICATION	QUALIFICATION	METHOD		LUGS: EQRR 171 CABLE: EQRR 22
OPERATING TIME	1 HR.	30 DAYS	534	86	TEST		
TEMPERATURE (F)	115	340	85	86	TEST		MAINTENANCE REQUIREMENTS: REFERENCE 86, PRINT 9031-M-70-101-7S.
PRESSURE (PSIA)	14.7	77.7	85	86	TEST		
RELATIVE HUMIDITY (%)	90	100	85	86	TEST		
RADIATION	2.28 E4	2.04 E8	85	86	TEST		REMARKS: SPECIFIED RADIATION IS FOR HELB.
AGING	40 YRS.	40 YRS.	N/A	86	TEST & ANAL.		

DEFICIENCY RESOLUTION:

PREPARED BY: RDC DATE: 07/27/83 REVISION DATE: 08/02/83

FACILITY: LGS UNIT: 1 DOCKET: 50-352 EQRR: 142

REVIEWED BY: FMV DATE: 08/02/83

SYSTEM: ECCS PUMP ROOM HVAC

ACCY:SPEC: N/A
DENON: N/A
REF: N/A

LOCATION: ROOM 200

PLANT ID: ZS-76-201-23B

RACK/PANEL: N/A

COMPONENT: LIMIT SWITCH
ASSOC COMP: STEAM FLOODING DAMPER
ASSOC COMP: N/A

MODEL NO.: EA740-20100 B/M-E.G.
ASSOC M/N: N/A
ASSOC M/N: N/A

ASSOC. DWG: LOC: M-1082
P&ID: M-76

MANUFACTU: NAMCO
ASSOC MANF: AMERICAN WARMING & VENTILATION
ASSOC MANF: N/A

SERIAL NO:
ASSOC S/N: N/A
ASSOC S/N: N/A

SERVICE: STEAM FLOODING DAMPER BFD-201-23B FOR THE RHR PIPE PENETRATION AREA.

P.O. NO: M-113

FUNCTION: PROVIDES INDICATION OF DAMPER POSITION. REQUIRED FOR HELB ONLY.

SUBMERGENCE: N/A

CHEMICAL SPRAY: N/A

PARAMETER	ENVIRONMENT		DOCUMENTATION REFERENCE		QUALIFICATION	OUTSTANDING ITEMS	INTERFACES: LUGS: EQRR 171 CABLE: EQRR 22
	SPECIFICATION	QUALIFICATION	SPECIFICATION	QUALIFICATION	METHOD		
OPERATING TIME	1 HR.	30 DAYS	534	86	TEST		
TEMPERATURE (F)	115	340	85	86	TEST		MAINTENANCE REQUIREMENTS: REFERENCE 86, PRINT 8031-M-70-101-7S.
PRESSURE (PSIA)	14.7	77.7	85	86	TEST		
RELATIVE HUMIDITY (%)	90	100	85	86	TEST		
RADIATION	2.28 E4	2.04 E8	85	86	TEST		REMARKS: SPECIFIED RADIATION IS FOR HELB.
AGING	40 YRS.	40 YRS.	N/A	86	TEST & ANAL.		

DEFICIENCY RESOLUTION:

PREPARED BY: RDC DATE: 07/27/83 REVISION DATE: 08/02/83

FACILITY: LGS UNIT: 1 DOCKET: 50-352 EQRR: 142

REVIEWED BY: FMV DATE: 08/02/83

SYSTEM: ECCS PUMP ROOM HVAC

ACCY: SPEC: N/A
DEMON: N/A
REF: N/A

LOCATION: ROOM 304

PLANT ID: ZS-76-201-39A

RACK/PANEL: N/A

COMPONENT: LIMIT SWITCH
ASSOC COMP: STEAM FLOODING DAMPER
ASSOC COMP: N/A

MODEL NO.: EA740-20100 B/M H,K,L
ASSOC M/N: N/A
ASSOC M/N: N/A

ASSOC. DWG: LOC: M-1095
P&ID: M-76

MANUFACTU: NAMCO
ASSOC MANF: AMERICAN WARMING & VENTILATION
ASSOC MANF: N/A

SERIAL NO:
ASSOC S/N: N/A
ASSOC S/N: N/A

SERVICE: STEAM FLOODING DAMPER BFD-201-39A FOR THE PHR PIPING AREA.

P.O. NO: M-113

FUNCTION: PROVIDES INDICATION OF DAMPER POSITION. REQUIRED FOR HELB ONLY.

SUBMERGENCE: N/A

CHEMICAL SPRAY: N/A

PARAMETER	ENVIRONMENT		DOCUMENTATION REFERENCE		QUALIFICATION	OUTSTANDING ITEMS	INTERFACES: LUGS: EQRR 171 CABLE: EQRR 22
	SPECIFICATION	QUALIFICATION	SPECIFICATION	QUALIFICATION	METHOD		
OPERATING TIME	1 HR.	33 DAYS	534	134	TEST		
TEMPERATURE (F)	264 (C)	300	85	134	TEST		MAINTENANCE REQUIREMENTS: REFERENCE 134 PRINT 8031-M-113-331-1 PAGE 4-4.
PRESSURE (PSIA)	16.1 (C)	114.7	85	134	TEST		
RELATIVE HUMIDITY (%)	100 (C)	100	85	134	TEST		
RADIATION	2.58 E4	2.04 E8	85	134	TEST		REMARKS: SPECIFIED RADIATION IS FOR HELB.
AGING	40 YRS.	40 YRS.	N/A	134	TEST & ANAL.		

DEFICIENCY RESOLUTION:

PREPARED BY: RDC DATE: 07/27/83 REVISION DATE: 08/02/83

FACILITY: LGS UNIT: 1 DOCKET: 50-352 EQRR: 142

REVIEWED BY: FMV DATE: 08/02/83

SYSTEM: ECCS PUMP ROOM HVAC

PLANT ID: ZS-76-201-39B

COMPONENT: LIMIT SWITCH
ASSOC COMP: STEAM FLOODING DAMPER
ASSOC COMP: N/A

MANUFACTU: NAMCO
ASSOC MANF: AMERICAN WARMING & VENTILATION
ASSOC MANF: N/A

SERVICE: STEAM FLOODING DAMPER BFD-201-39B FOR THE RHR PIPING AREA.

FUNCTION: PROVIDES INDICATION OF DAMPER POSITION. REQUIRED FOR HELB ONLY.

ACCY: SPEC: N/A
DEMON: N/A
REF: N/A

MODEL NO.: EA740-20100 B/M H,K,L
ASSOC M/N: N/A
ASSOC M/N: N/A

SERIAL NO:
ASSOC S/N: N/A
ASSOC S/N: N/A

LOCATION: ROOM 304

RACK/PANEL: N/A

ASSOC. DWG: LOC: M-1095
P&ID: M-76

P.O. NO: M-113

SUBMERGENCE: N/A

CHEMICAL SPRAY: N/A

PARAMETER	ENVIRONMENT		DOCUMENTATION REFERENCE		QUALIFICATION	OUTSTANDING ITEMS	INTERFACES:
	SPECIFICATION	QUALIFICATION	SPECIFICATION	QUALIFICATION	METHOD		LUGS: EQRR 171 CABLE: EQRR 22
OPERATING TIME	1 HR.	33 DAYS	534	134	TEST		
TEMPERATURE (F)	264 (C)	300	85	134	TEST		MAINTENANCE REQUIREMENTS: REFERENCE 134 PRINT 8031-M-113-331-1 PAGE 4-4.
PRESSURE (PSIA)	16.1 (C)	114.7	85	134	TEST		
RELATIVE HUMIDITY (%)	100 (C)	100	85	134	TEST		
RADIATION	2.58 E4	2.04 E8	85	134	TEST		REMARKS: SPECIFIED RADIATION IS FOR HELB.
AGING	40 YRS.	40 YRS.	N/A	134	TEST & ANAL.		

DEFICIENCY RESOLUTION:

PREPARED BY: RDC DATE: 07/27/83 REVISION DATE: 08/02/83

FACILITY: LGS UNIT: 1 DOCKET: 50-352 EQRR: 142

REVIEWED BY: FMV DATE: 08/02/83

SYSTEM: ECCS PUMP ROOM HVAC

ACCY: SPEC: N/A
DEMON: N/A
REF: N/A

LOCATION: ROOM 200

PLANT ID: ZS-76-201-68A

RACK/PANEL: N/A

COMPONENT: LIMIT SWITCH

MODEL NO.: EA740-20100 B/M-E.G.

ASSOC COMP: STEAM FLOODING DAMPER

ASSOC M/N: N/A

ASSOC. DWG: LOC: M-1082
P&ID: M-76

ASSOC COMP: N/A

ASSOC M/N: N/A

MANUFACTU: NAMCO

SERIAL NO:

ASSOC MANF: AMERICAN WARMING & VENTILATION

ASSOC S/N: N/A

ASSOC MANF: N/A

ASSOC S/N: N/A

SERVICE: STEAM FLOODING DAMPER BPD-201-68A FOR THE RHR PIPE PENETRATION AREA.

P.O. NO: M-113

FUNCTION: PROVIDES INDICATION OF DAMPER POSITION. REQUIRED FOR HELB ONLY.

SUBMERGENCE: N/A

CHEMICAL SPRAY: N/A

PARAMETER	ENVIRONMENT		DOCUMENTATION REFERENCE		QUALIFICATION	OUTSTANDING ITEMS	INTERFACES: LUGS: EQRR 171 CABLE: EQRR 22
	SPECIFICATION	QUALIFICATION	SPECIFICATION	QUALIFICATION	METHOD		
OPERATING TIME	1 HR.	30 DAYS	534	86	TEST		
TEMPERATURE (F)	115	340	85	86	TEST		MAINTENANCE REQUIREMENTS: REFERENCE 86, PRINT 8031-M-70-101-7S.
PRESSURE (PSIA)	14.7	77.7	85	86	TEST		
RELATIVE HUMIDITY (%)	90	100	85	86	TEST		
RADIATION	2.28 E4	2.04 E8	85	86	TEST		REMARKS: SPECIFIED RADIATION IS FOR HELB.
AGING	40 YRS.	40 YRS.	N/A	86	TEST & ANAL.		

DEFICIENCY RESOLUTION:

FACILITY: LGS UNIT: 1 DOCKET: 50-352 EQRR: 142

PREPARED BY: KJC DATE 07/27/83 REVISION DATE: 08/02/83

REVIEWED BY: FMV DATE: 08/02/83

SYSTEM: ECCS PUMP ROOM HVAC

PLANT ID: ZS-76-201-68B

ACCY: SPEC: N/A
DEMON: N/A
REF: N/A

LOCATION: ROOM 200

RACK/PANEL: N/A

COMPONENT: LIMIT SWITCH
ASSOC COMP: STEAM FLOODING DAMPER
ASSOC COMP: N/A

MODEL NO.: EA740-20100 B/M-E.G.
ASSOC M/N: N/A
ASSOC M/N: N/A

ASSOC. DWG: LOC: M-1082
P&ID: M-76

MANUFACTU: NAMCO
ASSOC MANF: AMERICAN WARMING & VENTILATION
ASSOC MANF: N/A

SERIAL NO:
ASSOC S/N: N/A
ASSOC S/N: N/A

SERVICE: STEAM FLOODING DAMPER BFD-201-68B FOR THE RHR PIPE PENETRATION AREA.

P.O. NO: M-113

FUNCTION: PROVIDES INDICATION OF DAMPER POSITION. REQUIRED FOR HELB ONLY.

SUBMERGENCE: N/A

CHEMICAL SPRAY: N/A

PARAMETER	ENVIRONMENT		DOCUMENTATION REFERENCE		QUALIFICATION	OUTSTANDING ITEMS	INTERFACES: LUGS: EQRR 171 CABLE: EQRR 22
	SPECIFICATION	QUALIFICATION	SPECIFICATION	QUALIFICATION	METHOD		
OPERATING TIME	1 HR.	30 DAYS	534	86	TEST		
TEMPERATURE (F)	115	340	85	86	TEST		MAINTENANCE REQUIREMENTS: REFERENCE 86, PRINT 8031-M-70-101-7S.
PRESSURE (PSIA)	14.7	77.7	85	86	TEST		
RELATIVE HUMIDITY (%)	90	100	85	86	TEST		
RADIATION	2.28 E4	2.04 E8	85	86	TEST		REMARKS: SPECIFIED RADIATION IS FOR HELB.
AGING	40 YRS.	40 YRS.	N/A	86	TEST & ANAL.		

DEFICIENCY RESOLUTION:

PREPARED BY: RDC DATE: 07/27/83 REVISION DATE: 08/02/83

FACILITY: LGS UNIT: 1 DOCKET: 50-352 EQRR: 142

REVIEWED BY: FMV DATE: 08/02/83

SYSTEM: ECCS PUMP ROOM HVAC

PLANT ID: ZS-76-202-104A

COMPONENT: LIMIT SWITCH

ASSOC COMP: STEAM FLOODING DAMPER

ASSOC COMP: N/A

MANUFACTU: NAMCO

ASSOC MANF: AMERICAN WARMING & VENTILATION

ASSOC MANF: N/A

SERVICE: STEAM FLOODING DAMPER BFD-202-104A FOR THE RHR PIPE PENETRATION AREA.

FUNCTION: PROVIDES INDICATION OF DAMPER POSITION. REQUIRED FOR HELB ONLY.

ACCY: SPEC: N/A
DEMON: N/A
REF: N/A

MODEL NO.: EA7[illegible]-20100 B/M-E.G.

ASSOC M/N: N/A

ASSOC M/N: N/A

SERIAL NO:

ASSOC S/N: N/A

ASSOC S/N: N/A

LOCATION: ROOM 200

RACK/PANEL: N/A

ASSOC. DWG: LOC: M-1082
P&ID: M-76

P.O. NO: M-113

SUBMERGENCE: N/A

CHEMICAL SPRAY: N/A

PARAMETER	ENVIRONMENT SPECIFICATION	ENVIRONMENT QUALIFICATION	DOCUMENTATION REFERENCE SPECIFICATION	DOCUMENTATION REFERENCE QUALIFICATION	QUALIFICATION METHOD	OUTSTANDING ITEMS	INTERFACES: LUGS: EQRR 171 CABLE: EQRR 22
OPERATING TIME	1 HR.	30 DAYS	534	86	TEST		
TEMPERATURE (F)	115	340	85	86	TEST		MAINTENANCE REQUIREMENTS: REFERENCE 86, PRINT 8031-M-70-101-7S.
PRESSURE (PSIA)	14.7	77.7	85	86	TEST		
RELATIVE HUMIDITY (%)	90	100	85	86	TEST		
RADIATION	2.28 E4	2.04 E8	85	86	TEST		REMARKS: SPECIFIED RADIATION IS FOR HELB.
AGING	40 YRS.	40 YRS.	N/A	86	TEST & ANAL.		

DEFICIENCY RESOLUTION:

FACILITY: LGS UNIT: 1 DOCKET: 50-352 EQPR: 142

PREPARED BY: ZDC DATE: 07/27/83 REVISION DATE: 08/02/83

REVIEWED BY: FMV DATE: 08/02/83

SYSTEM: ECCS PUMP ROOM HVAC

PLANT ID: ZS-76-282-104B

COMPONENT: LIMIT SWITCH

ASSOC COMP: STEAM FLOODING DAMPER

ASSOC COMP: N/A

MANUFACTU: NAMCO

ASSOC MANF: AMERICAN WARMING & VENTILATION

ASSOC MANF: N/A

SERVICE: STEAM FLOODING DAMPER BPD-282-104B FOR THE RHR PIPE PENETRATION AREA.

FUNCTION: PROVIDES INDICATION OF DAMPER POSITION. REQUIRED FOR HELB ONLY.

ACCY: SPEC: N/A
DESCN: N/A
REF: N/A

MODEL NO.: EA740-20100 B/M-E.G.

ASSOC M/N: N/A

ASSOC M/N: N/A

SERIAL NO:

ASSOC S/N: N/A

ASSOC S/N: N/A

LOCATION: ROOM 200

RACK/PANEL: N/A

ASSOC. DWG: LOC: M-1082
PSID: M-76

P.O. NO: M-113

SUBMERGENCE: N/A

CHEMICAL SPRAY: N/A

PARAMETER	ENVIRONMENT		DOCUMENTATION REFERENCE		QUALIFICATION	OUTSTANDING ITEMS	INTERFACES:
	SPECIFICATION	QUALIFICATION	SPECIFICATION	QUALIFICATION	METHOD		LUGS: EQPR 171 CABLE: EQPR 22
OPERATING TIME	1 HR.	30 DAYS	534	86	TEST		
TEMPERATURE (F)	115	340	85	86	TEST		MAINTENANCE REQUIREMENTS: REFERENCE 86, PRINT 8031-M-78-101-75.
PRESSURE (PSIA)	14.7	77.7	85	86	TEST		
RELATIVE HUMIDITY (%)	90	100	85	86	TEST		
RADIATION	2.28 E4	2.04 E8	85	86	TEST		REMARKS: SPECIFIED RADIATION IS FOR HELB.
AGING	40 YRS.	40 YRS.	N/A	86	TEST & ANAL.		

DEFICIENCY RESOLUTION:

PREPARED BY: RDC DATE: 07/27/83 REVISION DATE: 08/02/83

FACILITY: LGS UNIT: 1 DOCKET: 50-352 EQRR: 142

REVIEWED BY: FMV DATE: 08/02/83

SYSTEM: ECCS PUMP ROOM HVAC

PLANT ID: ZS-76-202-118A

COMPONENT: LIMIT SWITCH

ASSOC COMP: STEAM FLOODING DAMPER

ASSOC COMP: N/A

MANUFACTU: NAMCO

ASSOC MANF: AMERICAN WARMING & VENTILATION

ASSOC MANF: N/A

ACCY: SPEC: N/A
DEMON: N/A
REF: N/A

MODEL NO.: EA740-20100 B/M-E.G.

ASSOC M/N: N/A

ASSOC M/N: N/A

SERIAL NO:

ASSOC S/N: N/A

ASSOC S/N: N/A

LOCATION: ROOM 304

RACK/PANEL: N/A

ASSOC. BUS: LOC: M-1003
PID: M-76

SERVICE: STEAM FLOODING DAMPER BFD-202-118A FOR THE RHR PUMP ACCESS AREA.

P.O. NO: M-113

FUNCTION: PROVIDES INDICATION OF DAMPER POSITION. REQUIRED FOR HELB ONLY.

SUBMERGENCE: N/A

CHEMICAL SPRAY: N/A

PARAMETER	ENVIRONMENT		DOCUMENTATION REFERENCE		QUALIFICATION	OUTSTANDING ITEMS	INTERFACES: LUGS: EQRR 171 CABLE: EQRR 22
	SPECIFICATION	QUALIFICATION	SPECIFICATION	QUALIFICATION	METHOD		
OPERATING TIME	1 HR.	30 DAYS	534	86	TEST		
TEMPERATURE (F)	115	340	85	86	TEST		MAINTENANCE REQUIREMENTS: REFERENCE 86, PRINT 8031-M-70-101-7S.
PRESSURE (PSIA)	14.9	77.7	85	86	TEST		
RELATIVE HUMIDITY (%)	90	100	85	86	TEST		
RADIATION	2.58 E4	2.04 E8	85	86	TEST		REMARKS: SPECIFIED RADIATION IS FOR HELB.
AGING	40 YRS.	40 YRS.	N/A	86	TEST & ANAL.		

DEFICIENCY RESOLUTION:

FACILITY: LGS UNIT: 1 DOCKET: 50-352 EQRR: 142

PREPARED BY: RDC DATE: 07/27/83 REVISION DATE: 08/02/83

REVIEWED BY: FMV DATE: 08/02/83

SYSTEM: ECCS PUMP ROOM HVAC

PLANT ID: ZS-76-202-118B

COMPONENT: LIMIT SWITCH
ASSOC COMP: STEAM FLOODING DAMPER
ASSOC COMP: N/A

MANUFACTU: NAMCO
ASSOC MANF: AMERICAN WARMING & VENTILATION
ASSOC MANF: N/A

SERVICE: STEAM FLOODING DAMPER BPD-202-118B FOR THE RHR PUMP ACCESS AREA.

FUNCTION: PROVIDES INDICATION OF DAMPER POSITION. REQUIRED FOR HELB ONLY.

ACCY: SPEC: N/A
DEMON: N/A
REF: N/A

MODEL NO.: EA740-20100 B/M-E.G.
ASSOC M/N: N/A
ASSOC M/N: N/A

SERIAL NO:
ASSOC S/N: N/A
ASSOC S/N: N/A

LOCATION: ROOM 304

RACK/PANEL: N/A

ASSOC. DWG: LOC: M-1083
P&ID: M-76

P.O. NO: M-113

SUBMERGENCE: N/A

CHEMICAL SPRAY: N/A

PARAMETER	ENVIRONMENT		DOCUMENTATION REFERENCE		QUALIFICATION	OUTSTANDING ITEMS	INTERFACES:
	SPECIFICATION	QUALIFICATION	SPECIFICATION	QUALIFICATION	METHOD		LUGS: EQRR 171 CABLE: EQRR 22
OPERATING TIME	1 HR.	30 DAYS	534	86	TEST		
TEMPERATURE (F)	115	340	85	86	TEST		MAINTENANCE REQUIREMENTS: REFERENCE 86, PRINT 8031-M-70-101-7S.
PRESSURE (PSIA)	14.9	77.7	85	86	TEST		
RELATIVE HUMIDITY (%)	90	100	85	86	TEST		
RADIATION	2.58 E4	2.04 E8	85	86	TEST		REMARKS: SPECIFIED RADIATION IS FOR HELB.
AGING	40 YRS.	40 YRS.	N/A	86	TEST & ANAL.		

DEFICIENCY RESOLUTION:

PREPARED BY: RDC DATE: 07/27/83 REVISION DATE: 08/02/83

FACILITY: LGS UNIT: 1 DOCKET: 50-352 EQRR: 142

REVIEWED BY: FMV DATE: 08/02/83

SYSTEM: ECCS PUMP ROOM HVAC

ACCY: SPEC: N/A
DEMON: N/A
REF: N/A

LOCATION: ROOM 304

PLANT ID: ZS-76-202-20A

RACK/PANEL: N/A

COMPONENT: LIMIT SWITCH

MODEL NO.: EA740-20100 B/M H,K,L

ASSOC COMP: STEAM FLOODING DAMPER

ASSOC M/N: N/A

ASSOC. DWG: LOC: M-1095
P&ID: M-76

ASSOC COMP: N/A

ASSOC M/N: N/A

MANUFACTU: NAMCO

SERIAL NO:

ASSOC MANF: AMERICAN WARMING & VENTILATION

ASSOC S/N: N/A

ASSOC MANF: N/A

ASSOC S/N: N/A

SERVICE: STEAM FLOODING DAMPER BPD-202-20A FOR THE RHR PIPING AREA.

P.O. NO: M-113

FUNCTION: PROVIDES INDICATION OF DAMPER POSITION. REQUIRED FOR HELB ONLY.

SUBMERGENCE: N/A

CHEMICAL SPRAY: N/A

PARAMETER	ENVIRONMENT		DOCUMENTATION REFERENCE		QUALIFICATION	OUTSTANDING ITEMS	INTERFACES: LUGS: EQRR 171 CABLE: EQRR 22
	SPECIFICATION	QUALIFICATION	SPECIFICATION	QUALIFICATION	METHOD		
OPERATING TIME	1 HR.	30 DAYS	534	134	TEST		
TEMPERATURE (F)	115	380	85	134	TEST		MAINTENANCE REQUIREMENTS: REFERENCE 134 PRINT 8031-M-113-331-1 PAGE 4-4.
PRESSURE (PSIA)	14.7	114.7	85	134	TEST		
RELATIVE HUMIDITY (%)	90	100	85	134	TEST		
RADIATION	2.58 E4	2.04 E8	85	134	TEST		REMARKS: SPECIFIED RADIATION IS FOR HELB.
AGING	40 YRS.	40 YRS.	N/A	134	TEST & ANAL.		

DEFICIENCY RESOLUTION:

MAINTENANCE REQUIREMENTS FOR MODEL "L" MUST BE INCLUDED.

FACILITY: LGS UNIT: 1 DOCKET: 50-352 EQRR: 142

PREPARED BY: RDC DATE: 07/27/83 REVISION DATE: 08/02/83

REVIEWED BY: FMV DATE: 08/02/83

SYSTEM: ECCS PUMP ROOM HVAC

PLANT ID: ZS-76-202-20B

COMPONENT: LIMIT SWITCH
ASSOC COMP: STEAM FLOODING DAMPER
ASSOC COMP: N/A

MANUFACTU: NAMCO
ASSOC MANF: AMERICAN WARMING & VENTILATION
ASSOC MANF: N/A

SERVICE: STEAM FLOODING DAMPER BPD-202-20B FOR THE RHR PIPING AREA.

FUNCTION: PROVIDES INDICATION OF DAMPER POSITION. REQUIRED FOR HELB ONLY.

ACCY:SPEC: N/A
DEMON: N/A
REF: N/A

MODEL NO.: EA740-20100 B/M H,K,L
ASSOC M/N: N/A
ASSOC M/N: N/A

SERIAL NO:
ASSOC S/N: N/A
ASSOC S/N: N/A

LOCATION: ROOM 304

RACK/PANEL: N/A

ASSOC. DWG: LOC: M-1095
P&ID: M-76

P.O. NO: M-113

SUBMERGENCE: N/A

CHEMICAL SPRAY: N/A

PARAMETER	ENVIRONMENT		DOCUMENTATION REFERENCE		QUALIFICATION	OUTSTANDING ITEMS	INTERFACES:
	SPECIFICATION	QUALIFICATION	SPECIFICATION	QUALIFICATION	METHOD		LUGS: EQRR 171 CABLE: EQRR 22
OPERATING TIME	1 HR.	30 DAYS	534	134	TEST		
TEMPERATURE (F)	115	380	85	134	TEST		MAINTENANCE REQUIREMENTS: REFERENCE 134 PRINT 8031-M-113-331-1 PAGE 4-4.
PRESSURE (PSIA)	14.7	114.7	85	134	TEST		
RELATIVE HUMIDITY (%)	90	100	85	134	TEST		
RADIATION	2.58 E4	2.04 E8	85	134	TEST		REMARKS: SPECIFIED RADIATION IS FOR HELB.
AGING	40 YRS.	40 YRS.	N/A	134	TEST & ANAL.		MAINTENANCE REQUIREMENTS FOR MODEL "L" MUST BE INCLUDED.

DEFICIENCY RESOLUTION:

PREPARED BY: RDC DATE: 07/27/83 REVISION DATE: 08/02/83

FACILITY: LGS UNIT: 1 DOCKET: 50-352 EQRR: 142

REVIEWED BY: FMV DATE: 08/02/83

SYSTEM: ECCS PUMP ROOM HVAC

ACCY: SPEC: N/A
DEMON: N/A
REF: N/A

LOCATION: ROOM 507

PLANT ID: ZS-76-202-33A

RACK/PANEL: N/A

COMPONENT: LIMIT SWITCH
ASSOC COMP: STEAM FLOODING DAMPER
ASSOC COMP: N/A

MODEL NO.: EA740-20100 B/M-E.G.
ASSOC M/N: N/A
ASSOC M/N: N/A

ASSOC. DWG: LOC: M-1085
P&ID: M-76

MANUFACTU: NAMCO
ASSOC MANF: AMERICAN WARMING & VENTILATION
ASSOC MANF: N/A

SERIAL NO:
ASSOC S/N: N/A
ASSOC S/N: N/A

SERVICE: STEAM FLOODING DAMPER BFD-202-33A FOR THE CLEAN UP RECIRCULATION AREA.

P.O. NO: M-113

FUNCTION: PROVIDES INDICATION OF DAMPER POSITION. REQUIRED FOR HELB ONLY.

SUBMERGENCE: N/A

CHEMICAL SPRAY: N/A

PARAMETER	ENVIRONMENT		DOCUMENTATION REFERENCE		QUALIFICATION	OUTSTANDING ITEMS	INTERFACES: LUGS: EQRR 171 CABLE: EQRR 22
	SPECIFICATION	QUALIFICATION	SPECIFICATION	QUALIFICATION	METHOD		
OPERATING TIME	1 HR.	30 DAYS	534	86	TEST		
TEMPERATURE (F)	217 (E)	340	85	86	TEST		MAINTENANCE REQUIREMENTS: REFERENCE 86, PRINT 8031-M-70-101-7S.
PRESSURE (PSIA)	17.4 (G)	77.7	85	86	TEST		
RELATIVE HUMIDITY (%)	100 (E)	100	85	86	TEST		
RADIATION	1.16 E6	2.04 E8	85	86	TEST		REMARKS: SPECIFIED RADIATION IS FOR HELB.
AGING	40 YRS.	40 YRS.	N/A	86	TEST & ANAL.		

DEFICIENCY RESOLUTION:

PREPARED BY: RDC DATE: 07/27/83 REVISION DATE: 08/02/83

FACILITY: LGS UNIT: 1 DOCKET: 50-352 EQRR: 142

REVIEWED BY: FMV DATE: 08/02/83

SYSTEM: ECCS PUMP ROOM HVAC

ACCY: SPEC: N/A
DEMON: N/A
REF: N/A

LOCATION: ROOM 507

PLANT ID: ZS-76-202-33B

RACK/PANEL: N/A

COMPONENT: LIMIT SWITCH

MODEL NO.: EA740-20100 B/M-E.G.

ASSOC COMP: STEAM FLOODING DAMPER

ASSOC M/N: N/A

ASSOC. DWG: LOC: M-1085
P&ID: M-76

ASSOC COMP: N/A

ASSOC M/N: N/A

MANUFACTU: NAMCO

SERIAL NO:

ASSOC MANF: AMERICAN WARMING & VENTILATION

ASSOC S/N: N/A

ASSOC MANF: N/A

ASSOC S/N: N/A

SERVICE: STEAM FLOODING DAMPER BFD-202-33B FOR THE CLEAN UP RECIRCULATION AREA.

P.O. NO: M-113

FUNCTION: PROVIDES INDICATION OF DAMPER POSITION. REQUIRED FOR HELB ONLY.

SUBMERGENCE: N/A

CHEMICAL SPRAY: N/A

PARAMETER	ENVIRONMENT		DOCUMENTATION REFERENCE		QUALIFICATION	OUTSTANDING ITEMS	INTERFACES:
	SPECIFICATION	QUALIFICATION	SPECIFICATION	QUALIFICATION	METHOD		LUGS: EQRR 171 CABLE: EQRR 22
OPERATING TIME	1 HR.	30 DAYS	534	86	TEST		
TEMPERATURE (F)	217 (E)	340	85	86	TEST		MAINTENANCE REQUIREMENTS: REFERENCE 86, PRINT 8031-M-70-101-7S.
PRESSURE (PSIA)	17.4 (G)	77.7	85	86	TEST		
RELATIVE HUMIDITY (%)	100 (E)	100	85	86	TEST		
RADIATION	1.16 E6	2.04 E8	85	86	TEST		REMARKS: SPECIFIED RADIATION IS FOR HELB.
AGING	40 YRS.	40 YRS.	N/A	86	TEST & ANAL.		

DEFICIENCY RESOLUTION:

PREPARED BY: RDC DATE: 07/27/83 REVISION DATE: 08/02/83

FACILITY: LGS UNIT: 1 DOCKET: 50-352 EQRR: 142

REVIEWED BY: FMV DATE: 08/02/83

SYSTEM: ECCS PUMP ROOM HVAC

PLANT ID: ZS-76-202-40A

COMPONENT: LIMIT SWITCH
ASSOC COMP: STEAM FLOODING DAMPER
ASSOC COMP: N/A

MANUFACTU: NAMCO
ASSOC MANF: AMERICAN WARMING & VENTILATION
ASSOC MANF: N/A

SERVICE: STEAM FLOODING DAMPER BFD-202-40A FOR THE CLEAN UP RECIRCULATION AREA.

FUNCTION: PROVIDES INDICATION OF DAMPER POSITION. REQUIRED FOR HELB ONLY.

ACCY: SPEC: N/A
DEMON: N/A
REF: N/A

MODEL NO.: EA740-20100 B/M-E.G.
SERIAL NO:
ASSOC M/N: N/A
ASSOC M/N: N/A
ASSOC S/N: N/A
ASSOC S/N: N/A

LOCATION: ROOM 508

RACK/PANEL: N/A

ASSOC. DWG: LOC: M-1069
P&ID: M-76

P.O. NO: M-113

SUBMERGENCE: N/A

CHEMICAL SPRAY: N/A

PARAMETER	ENVIRONMENT		DOCUMENTATION REFERENCE		QUALIFICATION	OUTSTANDING ITEMS	INTERFACES: LUGS: EQRR 171 CABLE: EQRR 22
	SPECIFICATION	QUALIFICATION	SPECIFICATION	QUALIFICATION	METHOD		
OPERATING TIME	1 HR.	30 DAYS	534	86	TEST		
TEMPERATURE (F)	217 (E)	340	85	86	TEST		MAINTENANCE REQUIREMENTS: REFERENCE 86, PRINT 8031-M-70-101-7S.
PRESSURE (PSIA)	17.4 (G)	77.7	85	86	TEST		
RELATIVE HUMIDITY (%)	100 (E)	100	85	86	TEST		
RADIATION	1.16 E6	2.04 E8	85	86	TEST		REMARKS: SPECIFIED RADIATION IS FOR HELB.
AGING	40 YRS.	40 YRS.	N/A	86	TEST & ANAL.		

DEFICIENCY RESOLUTION:

PREPARED BY: RDC DATE: 07/27/83 REVISION DATE: 08/02/83

FACILITY: LGS UNIT: 1 DOCKET: 50-352 EQRP: 142

REVIEWED BY: FMV DATE: 08/02/83

SYSTEM: ECCS PUMP ROOM HVAC

ACCY: SPEC: N/A
DEMON: N/A
REF: N/A

LOCATION: ROOM 506

PLANT ID: ZS-76-282-40B

RACK/PANEL: N/A

COMPONENT: LIMIT SWITCH

MODEL NO.: EA740-20100 B/M-E.G.

ASSOC COMP: STEAM FLOODING DAMPER

ASSOC M/N: N/A

ASSOC. DWG: LOC: M-1069

ASSOC COMP: N/A

ASSOC M/N: N/A

FSID: M-76

MANUFACTR: HAVCO

SERIAL NO:

ASSOC MANF: AMERICAN WARMING \ VENTILATION

ASSOC S/N: N/A

ASSOC MANF: N/A

ASSOC S/N: N/A

SERVICE: STEAM FLOODING DAMPER BPD-282-40B FOR THE CLEAN UP RECIRCULATION AREA.

P.O. NO: M-113

FUNCTION: PROVIDES INDICATION OF DAMPER POSITION. REQUIRED FOR HELB ONLY.

SUBMERGENCE: N/A

CHEMICAL SPRAY: N/A

PARAMETER	ENVIRONMENT		DOCUMENTATION REFERENCE		QUALIFICATION	OUTSTANDING ITEMS	INTERFACES:
	SPECIFICATION	QUALIFICATION	SPECIFICATION	QUALIFICATION	METHOD		LUGS: EQRP 171 CABLE: EQRP 22
OPERATING TIME	1 HR.	30 DAYS	534	86	TEST		
TEMPERATURE (F)	217 (E)	340	85	86	TEST		MAINTENANCE REQUIREMENTS: REFERENCE 86, PRINT 6031-M-78-101-7S.
PRESSURE (PSIA)	17.4 (G)	77.7	85	86	TEST		
RELATIVE HUMIDITY (%)	100 (E)	100	85	86	TEST		
RADIATION	1.16 E6	2.04 E8	85	86	TEST		REMARKS: SPECIFIED RADIATION IS FOR HELB.
AGING	40 YRS.	40 YRS.	N/A	86	TEST & ANAL.		

DEFICIENCY RESOLUTION:

PREPARED BY: RDC DATE: 07/27/83 REVISION DATE: 08/02/83

FACILITY: LGS UNIT: 1 DOCKET: 50-352 EQPR: 142

REVIEWED BY: FMV DATE: 08/02/83

SYSTEM: EQCS PUMP ROOM HVAC

PLANT ID: Z5-26-282-416

COMPONENT: LIMIT SWITCH

ASSOC COMP: STEAM FLOODING DAMPER

ASSOC COMP: N/A

MANUFACTR: NAMCO

ASSOC MANF: AMERICAN WARMING & VENTILATION

ASSOC MANF: N/A

ACCY: SPEC: N/A
DEPTH: N/A
REF: N/A

MODEL NO.: EX740-20100 B/M-E.G.

ASSOC M/N: N/A

ASSOC M/N: N/A

SERIAL NO:

ASSOC S/N: N/A

ASSOC S/N: N/A

LOCATION: ROOM 509

RACK/PANEL: N/A

ASSOC. EWG: LOC: M-1869
FEED: M-76

SERVICE: STEAM FLOODING DAMPER SFD-282-416 FOR THE CLEAN UP RECIRCULATION AREA.

P.O. NO: M-113

FUNCTION: PROVIDES INDICATION OF DAMPER POSITION. REQUIRED FOR HELB ONLY.

SUBMERGENCE: N/A

CHEMICAL SPRAY: N/A

PARAMETER	ENVIRONMENT		DOCUMENTATION REFERENCE		QUALIFICATION	OUTSTANDING ITEMS	INTERFACES:
	SPECIFICATION	QUALIFICATION	SPECIFICATION	QUALIFICATION	METHOD		LUGS: EQPR 171 CABLE: EQPR 22
OPERATING TIME	1 HR.	30 DAYS	534	06	TEST		
TEMPERATURE (F)	217 (E)	340	005	06	TEST		MAINTENANCE REQUIREMENTS: REFERENCE 06, PRINT 0031-M-70-101-7S.
PRESSURE (PSIA)	17.4 (G)	77.7	005	06	TEST		
RELATIVE HUMIDITY (%)	100 (E)	100	005	06	TEST		
RADIATION	1.36 E6	2.04 E8	005	06	TEST		REMARKS: SPECIFIED RADIATION IS FOR HELB.
AGING	40 YRS.	40 YRS.	N/A	06	TEST & ANAL.		

DEFICIENCY RESOLUTION:

PREPARED BY: RDC DATE: 07/27/83 REVISION DATE: 08/02/83

FACILITY: LGS UNIT: 1 DOCKET: 50-352 ERR: 142

REVIEWED BY: FMV DATE: 08/02/83

SYSTEM: EQC'S PUMP ROOM HVAC

PLANT ID: ZS-76-282-41B

COMPONENT: LIMIT SWITCH

ASSOC COMP: STEAM FLOODING DAMPER

ASSOC COMP: N/A

MANUFACTR: HAMCO

ASSOC MANF: AMERICAN WARMING & VENTILATION

ASSOC MANF: N/A

ACCY SPEC: N/A

DEPOT: N/A

REF: N/A

LOCATION: ROOM 509

RACK/PANEL: N/A

MODEL NO.: EA740-20100 B/M-E.G.

ASSOC S/N: N/A

ASSOC S/N: N/A

ASSOC. DWG: LOC: M-1069

P&ID: M-76

SERIAL NO:

ASSOC S/N: N/A

ASSOC S/N: N/A

SERVICE: STEAM FLOODING DAMPER EPD-282-41B FOR THE CLEAN UP RECIRCULATION AREA.

P.O. NO: M-113

FUNCTION: PROVIDES INDICATION OF DAMPER POSITION. REQUIRED FOR HELB ONLY.

SUBMERGENCE: N/A

CHEMICAL SPRAY: N/A

PARAMETER	ENVIRONMENT		DOCUMENTATION REFERENCE		QUALIFICATION	OUTSTANDING ITEMS	INTERFACES:
	SPECIFICATION	QUALIFICATION	SPECIFICATION	QUALIFICATION	METHOD		CLASS: EQTR 171 CABLE: EQTR 22
OPERATING TIME	1 HR.	30 DAYS	534	86	TEST		
TEMPERATURE (F)	212 (E)	340	185	86	TEST		MAINTENANCE REQUIREMENTS: REFERENCE 86, PRINT 8031-M-78-101-75.
PRESSURE (PSIA)	17.4 (G)	77.7	185	86	TEST		
RELATIVE HUMIDITY (%)	100 (E)	100	185	86	TEST		
RADIATION	1.16 E6	2.84 E8	185	86	TEST		REMARKS: SPECIFIED RADIATION IS FOR HELB.
AGING	40 YRS.	40 YRS.	N/A	86	TEST & ANAL.		

DEFICIENCY RESOLUTION:

PREPARED BY: RDC DATE: 07/27/83 REVISION DATE: 08/02/83

FACILITY: LGS UNIT: 1 DOCKET: 50-352 EQRR: 142

REVIEWED BY: FMV DATE: 08/02/83

SYSTEM: ECCS PUMP ROOM HVAC

PLANT ID: ZS-76-202-67A

ACCY: SPEC: N/A
DEMON: N/A
REF: N/A

LOCATION: ROOM 200

RACK/PANEL: N/A

COMPONENT: LIMIT SWITCH
ASSOC COMP: STEAM FLOODING DAMPER
ASSOC COMP: N/A

MODEL NO.: EA740-20100 B/M-E.G.
ASSOC M/N: N/A
ASSOC M/N: N/A

ASSOC. DWG: LOC: M-1082
P&ID: M-76

MANUFACTU: NAMCO
ASSOC MANF: AMERICAN WARMING & VENTILATION
ASSOC MANF: N/A

SERIAL NO:
ASSOC S/N: N/A
ASSOC S/N: N/A

SERVICE: STEAM FLOODING DAMPER BPD-202-67A FOR THE RHR PIPE PENETRATION AREA.

P.O. NO: M-113

FUNCTION: PROVIDES INDICATION OF DAMPER POSITION. REQUIRED FOR HELB ONLY.

SUBMERGENCE: N/A

CHEMICAL SPRAY: N/A

PARAMETER	ENVIRONMENT		DOCUMENTATION REFERENCE		QUALIFICATION	OUTSTANDING ITEMS	INTERFACES: LUGS: EQRR 171 CABLE: EQRR 22
	SPECIFICATION	QUALIFICATION	SPECIFICATION	QUALIFICATION	METHOD		
OPERATING TIME	1 HR.	30 DAYS	534	86	TEST		
TEMPERATURE (F)	115	340	85	86	TEST		MAINTENANCE REQUIREMENTS: REFERENCE 86, PRINT 8031-M-70-101-7S.
PRESSURE (PSIA)	14.7	77.7	85	86	TEST		
RELATIVE HUMIDITY (%)	90	100	85	86	TEST		
RADIATION	2.28 E4	2.04 E8	85	86	TEST		REMARKS: SPECIFIED RADIATION IS FOR HELB.
AGING	40 YRS.	40 YRS.	N/A	86	TEST & ANAL.		

DEFICIENCY RESOLUTION:

FACILITY: LGS UNIT: 1 DOCKET: 50-352 EQRR: 142

PREPARED BY: RDC DATE: 07/27/83 REVISION DATE: 08/02/83

REVIEWED BY: FMV DATE: 08/02/83

SYSTEM: ECCS PUMP ROOM HVAC

ACCY: SPEC: N/A
DEMON: N/A
REF: N/A

LOCATION: ROOM 200

PLANT ID: ZS-76-202-67B

RACK/PANEL: N/A

COMPONENT: LIMIT SWITCH

MODEL NO.: EA740-20100 B/M-E.G.

ASSOC COMP: STEAM FLOODING DAMPER

ASSOC M/N: N/A

ASSOC. DWG: LOC: M-1082
P&ID: M-76

ASSOC COMP: N/A

ASSOC M/N: N/A

MANUFACTU: NAMCO

SERIAL NO:

ASSOC MANF: AMERICAN WARMING & VENTILATION

ASSOC S/N: N/A

ASSOC MANF: N/A

ASSOC S/N: N/A

SERVICE: STEAM FLOODING DAMPER BFD-202-67B FOR THE RHR PIPE PENETRATION AREA.

P.O. NO: M-113

FUNCTION: PROVIDES INDICATION OF DAMPER POSITION. REQUIRED FOR HELB ONLY.

SUBMERGENCE: N/A

CHEMICAL SPRAY: N/A

PARAMETER	ENVIRONMENT		DOCUMENTATION REFERENCE		QUALIFICATION	OUTSTANDING ITEMS	INTERFACES: LUGS: EQRR 171 CABLE: EQRR 22
	SPECIFICATION	QUALIFICATION	SPECIFICATION	QUALIFICATION	METHOD		
OPERATING TIME	1 HR.	30 DAYS	534	86	TEST		
TEMPERATURE (F)	115	340	85	86	TEST		MAINTENANCE REQUIREMENTS: REFERENCE 86, PRINT 8031-M-70-101-7S.
PRESSURE (PSIA)	14.7	77.7	85	86	TEST		
RELATIVE HUMIDITY (%)	90	100	85	86	TEST		
RADIATION	2.28 E4	2.04 E8	85	86	TEST		REMARKS: SPECIFIED RADIATION IS FOR HELB.
AGING	40 YRS.	40 YRS.	N/A	86	TEST & ANAL.		

DEFICIENCY RESOLUTION:

PREPARED BY: RDC DATE: 07/27/83 REVISION DATE: 08/02/83

FACILITY: LGS UNIT: 1 DOCKET: 50-352 EQRR: 142

REVIEWED BY: FMV DATE: 08/02/83

SYSTEM: ECCS PUMP ROOM HVAC

ACCY: SPEC: N/A
DEMON: N/A
REF: N/A

LOCATION: ROOM 306

PLANT ID: ZS-76-203-1A

RACK/PANEL: N/A

COMPONENT: LIMIT SWITCH
ASSOC COMP: STEAM FLOODING DAMPER
ASSOC COMP: N/A

MODEL NO.: EA740-20100 B/M-E.G.
ASSOC M/N: N/A
ASSOC M/N: N/A

ASSOC. DWG: LOC: M-1067
P&ID: M-76

MANUFACTU: NAMCO
ASSOC MANF: AMERICAN WARMING & VENTILATION
ASSOC MANF: N/A

SERIAL NO:
ASSOC S/N: N/A
ASSOC S/N: N/A

SERVICE: STEAM FLOODING DAMPER BPD-203-1A FOR THE PIPE PENETRATION AREA, ELEVATION 217.

P.O. NO: M-113

FUNCTION: PROVIDES INDICATION OF DAMPER POSITION. REQUIRED FOR HELB ONLY.

SUBMERGENCE: N/A

CHEMICAL SPRAY: N/A

PARAMETER	ENVIRONMENT		DOCUMENTATION REFERENCE		QUALIFICATION	OUTSTANDING ITEMS	INTERFACES:
	SPECIFICATION	QUALIFICATION	SPECIFICATION	QUALIFICATION	METHOD		LUGS: EQRR 171 CABLE: EQRR 22
OPERATING TIME	1 HR.	30 DAYS	534	86	TEST		
TEMPERATURE (F)	264 (C)	340	85	86	TEST		MAINTENANCE REQUIREMENTS: REFERENCE 86, PRINT 8031-M-70-101-7S.
PRESSURE (PSIA)	16.1 (C)	77.7	85	86	TEST		
RELATIVE HUMIDITY (%)	100 (C)	100	85	86	TEST		
RADIATION	8.74 E5	2.04 E8	85	86	TEST		REMARKS: SPECIFIED RADIATION IS FOR HELB.
AGING	40 YRS.	40 YRS.	N/A	86	TEST & ANAL.		

DEFICIENCY RESOLUTION:

FACILITY: LGS UNIT: 1 DOCKET: 50-352 EQRR: 142

PREPARED BY: RDC DATE: 07/27/83 REVISION DATE: 08/02/83

REVIEWED BY: FMV DATE: 08/02/83

SYSTEM: ECCS PUMP ROOM HVAC

ACCY: SPEC: N/A
DEMON: N/A
REF: N/A

LOCATION: ROOM 306

PLANT ID: ZS-76-203-1B

RACK/PANEL: N/A

COMPONENT: LIMIT SWITCH
ASSOC COMP: STEAM FLOODING DAMPER
ASSOC COMP: N/A

MODEL NO.: EA740-20100 B/M-E.G.
ASSOC M/N: N/A
ASSOC M/N: N/A

ASSOC. DWG: LOC: M-1067
P&ID: M-76

MANUFACTU: NAMCO
ASSOC MANF: AMERICAN WARMING & VENTILATION
ASSOC MANF: N/A

SERIAL NO:
ASSOC S/N: N/A
ASSOC S/N: N/A

SERVICE: STEAM FLOODING DAMPER BFD-203-1B FOR THE PIPE PENETRATION AREA, ELEVATION 217.

P.O. NO: M-113

FUNCTION: PROVIDES INDICATION OF DAMPER POSITION. REQUIRED FOR HELB ONLY.

SUBMERGENCE: N/A

CHEMICAL SPRAY: N/A

PARAMETER	ENVIRONMENT		DOCUMENTATION REFERENCE		QUALIFICATION	OUTSTANDING ITEMS	INTERFACES:
	SPECIFICATION	QUALIFICATION	SPECIFICATION	QUALIFICATION	METHOD		LUGS: EQRR 171 CABLE: EQRR 22
OPERATING TIME	1 HR.	30 DAYS	534	86	TEST		
TEMPERATURE (F)	264 (C)	340	85	86	TEST		MAINTENANCE REQUIREMENTS: REFERENCE 86, PRINT 8031-M-70-101-7S.
PRESSURE (PSIA)	16.1 (C)	77.7	85	86	TEST		
RELATIVE HUMIDITY (%)	100 (C)	100	85	86	TEST		
RADIATION	8.74 E5	2.04 E8	85	86	TEST		REMARKS: SPECIFIED RADIATION IS FOR HELB.
AGING	40 YRS.	40 YRS.	N/A	86	TEST & ANAL.		

DEFICIENCY RESOLUTION:

PREPARED BY: RDC DATE: 07/27/83 REVISION DATE: 08/02/83

FACILITY: LGS UNIT: 1 DOCKET: 50-352 EQRR: 142

REVIEWED BY: FMV DATE: 08/02/83

SYSTEM: ECCS PUMP ROOM HVAC

ACCY: SPEC: N/A
DEMON: N/A
REF: N/A

LOCATION: ROOM 509

PLANT ID: ZS-76-203-10A

RACK/PANEL: N/A

COMPONENT: LIMIT SWITCH
ASSOC COMP: STEAM FLOODING DAMPER
ASSOC COMP: N/A

MODEL NO.: EA740-20100 B/M-E.G.
ASSOC M/N: N/A
ASSOC M/N: N/A

ASSOC. DWG: LOC: M-1069
P&ID: M-76

MANUFACTU: NAMCO
ASSOC MANF: AMERICAN WARMING & VENTILATION
ASSOC MANF: N/A

SERIAL NO:
ASSOC S/N: N/A
ASSOC S/N: N/A

SERVICE: STEAM FLOODING DAMPER BFD-203-10A FOR THE CLEAN UP RECIRCULATION AREA.

P.O. NO: M-113

FUNCTION: PROVIDES INDICATION OF DAMPER POSITION. REQUIRED FOR HELB ONLY.

SUBMERGENCE: N/A

CHEMICAL SPRAY: N/A

PARAMETER	ENVIRONMENT		DOCUMENTATION REFERENCE		QUALIFICATION	OUTSTANDING ITEMS	INTERFACES:
	SPECIFICATION	QUALIFICATION	SPECIFICATION	QUALIFICATION	METHOD		LUGS: EQRR 171 CABLE: EQRR 22
OPERATING TIME	1 HR.	30 DAYS	534	86	TEST		
TEMPERATURE (F)	217 (E)	340	85	86	TEST		MAINTENANCE REQUIREMENTS: REFERENCE 86, PRINT 8031-M-70-101-7S.
PRESSURE (PSIA)	17.4 (G)	77.7	85	86	TEST		
RELATIVE HUMIDITY (%)	100 (E)	100	85	86	TEST		
RADIATION	1.16 E6	2.04 E8	85	86	TEST		REMARKS: SPECIFIED RADIATION IS FOR HELB.
AGING	40 YRS.	40 YRS.	N/A	86	TEST & ANAL.		

DEFICIENCY RESOLUTION:

PREPARED BY: RDC DATE: 07/27/83 REVISION DATE: 08/02/83

FACILITY: LGS UNIT: 1 DOCKET: 50-352 EQRR: 142

REVIEWED BY: FMV DATE: 08/02/83

SYSTEM: ECCS PUMP ROOM HVAC

ACCY: SPEC: N/A
DEMON: N/A
REF: N/A

LOCATION: ROOM 509

PLANT ID: ZS-76-203-10B

RACK/PANEL: N/A

COMPONENT: LIMIT SWITCH
ASSOC COMP: STEAM FLOODING DAMPER
ASSOC COMP: N/A

MODEL NO.: EA740-20100 B/M-E.G.
ASSOC M/N: N/A
ASSOC M/N: N/A

ASSOC. DWG: LOC: M-1069
P&ID: M-76

MANUFACTU: NAMCO
ASSOC MANF: AMERICAN WARMING & VENTILATION
ASSOC MANF: N/A

SERIAL NO:
ASSOC S/N: N/A
ASSOC S/N: N/A

SERVICE: STEAM FLOODING DAMPER BPD-203-10B FOR THE CLEAN UP RECIRCULATION AREA.

P.O. NO: M-113

FUNCTION: PROVIDES INDICATION OF DAMPER POSITION. REQUIRED FOR HELB ONLY.

SUBMERGENCE: N/A

CHEMICAL SPRAY: N/A

PARAMETER	ENVIRONMENT		DOCUMENTATION REFERENCE		QUALIFICATION	OUTSTANDING ITEMS	INTERFACES: LUGS: EQRR 171 CABLE: EQRR 22
	SPECIFICATION	QUALIFICATION	SPECIFICATION	QUALIFICATION	METHOD		
OPERATING TIME	1 HR.	30 DAYS	534	86	TEST		
TEMPERATURE (F)	217 (E)	340	85	86	TEST		MAINTENANCE REQUIREMENTS: REFERENCE 86, PRINT 8031-M-70-101-7S.
PRESSURE (PSIA)	17.4 (G)	77.7	85	86	TEST		
RELATIVE HUMIDITY (%)	100 (E)	100	85	86	TEST		
RADIATION	1.16 E6	2.04 E8	85	86	TEST		REMARKS: SPECIFIED RADIATION IS FOR HELB.
AGING	40 YRS.	40 YRS.	N/A	86	TEST & ANAL.		

DEFICIENCY RESOLUTION:

PREPARED BY: RDC DATE: 07/27/83 REVISION DATE: 08/02/83

FACILITY: LGS UNIT: 1 DOCKET: 50-352 EQRR: 142

REVIEWED BY: FMV DATE: 08/02/83

SYSTEM: ECCS PUMP ROOM HVAC

PLANT ID: ZS-76-203-14A

COMPONENT: LIMIT SWITCH
ASSOC COMP: STEAM FLOODING DAMPER
ASSOC COMP: N/A

MANUFACTU: NAMCO
ASSOC MANF: AMERICAN WARMING & VENTILATION
ASSOC MANF: N/A

SERVICE: STEAM FLOODING DAMPER BFD-203-14A FOR THE PIPE PENETRATION AREA, ELEVATION 217.

FUNCTION: PROVIDES INDICATION OF DAMPER POSITION. REQUIRED FOR HELB ONLY.

ACCY: SPEC: N/A
DEMON: N/A
REF: N/A

MODEL NO.: EA740-20100 B/M-E.G.
ASSOC M/N: N/A
ASSOC M/N: N/A

SERIAL NO:
ASSOC S/N: N/A
ASSOC S/N: N/A

LOCATION: ROOM 307

RACK/PANEL: N/A

ASSOC. DWG: LOC: M-1075
P&ID: M-76

P.O. NO: M-113

SUBMERGENCE: N/A

CHEMICAL SPRAY: N/A

PARAMETER	ENVIRONMENT		DOCUMENTATION REFERENCE		QUALIFICATION	OUTSTANDING ITEMS	INTERFACES:
	SPECIFICATION	QUALIFICATION	SPECIFICATION	QUALIFICATION	METHOD		LUGS: EQRR 171 CABLE: EQRR 22
OPERATING TIME	1 HR.	30 DAYS	534	86	TEST		
TEMPERATURE (F)	264 (C)	340	85	86	TEST		MAINTENANCE REQUIREMENTS: REFERENCE 86, PRINT 8031-M-70-101-7S.
PRESSURE (PSIA)	16.1 (C)	77.7	85	86	TEST		
RELATIVE HUMIDITY (%)	100 (C)	100	85	86	TEST		
RADIATION	8.74 E5	2.04 E8	85	86	TEST		REMARKS: SPECIFIED RADIATION IS FOR HELB.
AGING	40 YRS.	40 YRS.	N/A	86	TEST & ANAL.		

DEFICIENCY RESOLUTION:

PREPARED BY: RDC DATE: 07/27/83 REVISION DATE: 08/02/83

FACILITY: LGS UNIT: 1 DOCKET: 50-352 EQRR: 142

REVIEWED BY: FMV DATE: 08/02/83

SYSTEM: ECCS PUMP ROOM HVAC
PLANT ID: ZS-76-203-14B
COMPONENT: LIMIT SWITCH
ASSOC COMP: STEAM FLOODING DAMPER
ASSOC COMP: N/A
MANUFACTU: NAMCO
ASSOC MANF: AMERICAN WARMING & VENTILATION
ASSOC MANF: N/A

ACCY: SPEC: N/A
DEMON: N/A
REF: N/A
MODEL NO.: EA740-20100 B/M-E.G.
ASSOC M/N: N/A
ASSOC M/N: N/A
SERIAL NO:
ASSOC S/N: N/A
ASSOC S/N: N/A

LOCATION: ROOM 307
RACK/PANEL: N/A
ASSOC. DWG: LOC: M-1075
P&ID: M-76

SERVICE: STEAM FLOODING DAMPER BFD-203-14B FOR THE PIPE PENETRATION AREA, ELEVATION 217.

P.O. NO: M-113

FUNCTION: PROVIDES INDICATION OF DAMPER POSITION. REQUIRED FOR HELB ONLY.

SUBMERGENCE: N/A

CHEMICAL SPRAY: N/A

PARAMETER	ENVIRONMENT		DOCUMENTATION REFERENCE		QUALIFICATION	OUTSTANDING ITEMS	INTERFACES: LUGS: EQRR 171 CABLE: EQRR 22
	SPECIFICATION	QUALIFICATION	SPECIFICATION	QUALIFICATION	METHOD		
OPERATING TIME	1 HR.	30 DAYS	534	86	TEST		
TEMPERATURE (F)	264 (C)	340	85	86	TEST		MAINTENANCE REQUIREMENTS: REFERENCE 86, PRINT 8031-M-70-101-7S.
PRESSURE (PSIA)	16.1 (C)	77.7	85	86	TEST		
RELATIVE HUMIDITY (%)	100 (C)	100	85	86	TEST		
RADIATION	8.74 E5	2.04 E8	85	86	TEST		REMARKS: SPECIFIED RADIATION IS FOR HELB.
AGING	40 YRS.	40 YRS.	N/A	86	TEST & ANAL.		

DEFICIENCY RESOLUTION:

PREPARED BY: RDC DATE: 07/27/83 REVISION DATE: 08/02/83

FACILITY: LGS UNIT: 1 DOCKET: 50-352 EQRR: 142

REVIEWED BY: FMV DATE: 08/02/83

SYSTEM: ECCS PUMP ROOM HVAC

PLANT ID: ZS-76-203-16A

COMPONENT: LIMIT SWITCH
ASSOC COMP: STEAM FLOODING DAMPER
ASSOC COMP: N/A

MANUFACTU: NAMCO
ASSOC MANF: AMERICAN WARMING & VENTILATION
ASSOC MANF: N/A

SERVICE: STEAM FLOODING DAMPER BPD-203-16A FOR THE MAIN STEAM TUNNEL.

FUNCTION: PROVIDES INDICATION OF DAMPER POSITION. REQUIRED FOR HELB ONLY.

ACCY: SPEC: N/A
DEMON: N/A
REF: N/A

MODEL NO.: EA740-20100 B/M-E.G.
ASSOC M/N: N/A
ASSOC M/N: N/A

SERIAL NO:
ASSOC S/N: N/A
ASSOC S/N: N/A

LOCATION: ROOM 407

RACK/PANEL: N/A

ASSOC. DWG: LOC: M-1076
P&ID: M-76

P.O. NO: M-113

SUBMERGENCE: N/A

CHEMICAL SPRAY: N/A

PARAMETER	ENVIRONMENT		DOCUMENTATION REFERENCE		QUALIFICATION	OUTSTANDING ITEMS	INTERFACES: LUGS: EQRR 171 CABLE: EQRR 22
	SPECIFICATION	QUALIFICATION	SPECIFICATION	QUALIFICATION	METHOD		
OPERATING TIME	1 HR.	30 DAYS	534	86	TEST		
TEMPERATURE (F)	311 (H)	340	85	86	TEST		MAINTENANCE REQUIREMENTS: REFERENCE 86, PRINT 8031-M-70-101-7S.
PRESSURE (PSIA)	24.6 (H)	77.7	85	86	TEST		
RELATIVE HUMIDITY (%)	100 (H)	100	85	86	TEST		
RADIATION	1.38 E6	2.04 E8	85	86	TEST		REMARKS: SPECIFIED RADIATION IS FOR HELB.
AGING	40 YRS.	40 YRS.	N/A	86	TEST & ANAL.		

DEFICIENCY RESOLUTION:

PREPARED BY: RDC DATE: 07/27/83 REVISION DATE: 08/02/83

FACILITY: LGS UNIT: 1 DOCKET: 50-352 EQRR: 142

REVIEWED BY: FMV DATE: 08/02/83

SYSTEM: ECCS PUMP ROOM HVAC

ACCY: SPEC: N/A
DEMON: N/A
REF: N/A

LOCATION: ROOM 407

PLANT ID: ZS-76-203-16B

RACK/PANEL: N/A

COMPONENT: LIMIT SWITCH
ASSOC COMP: STEAM FLOODING DAMPER
ASSOC COMP: N/A

MODEL NO.: EA740-20100 B/M-E.G.
ASSOC M/N: N/A
ASSOC M/N: N/A

ASSOC. DWG: LOC: M-1076
P&ID: M-76

MANUFACTU: NAMCO
ASSOC MANF: AMERICAN WARMING & VENTILATION
ASSOC MANF: N/A

SERIAL NO:
ASSOC S/N: N/A
ASSOC S/N: N/A

SERVICE: STEAM FLOODING DAMPER BPD-203-16B FOR THE MAIN STEAM TUNNEL.

P.O. NO: M-113

FUNCTION: PROVIDES INDICATION OF DAMPER POSITION. REQUIRED FOR HELB ONLY.

SUBMERGENCE: N/A

CHEMICAL SPRAY: N/A

PARAMETER	ENVIRONMENT		DOCUMENTATION REFERENCE		QUALIFICATION	OUTSTANDING ITEMS	INTERFACES:
	SPECIFICATION	QUALIFICATION	SPECIFICATION	QUALIFICATION	METHOD		LUGS: EQRR 171 CABLE: EQRR 22
OPERATING TIME	1 HR.	30 DAYS	534	86	TEST		
TEMPERATURE (F)	311 (H)	340	85	86	TEST		MAINTENANCE REQUIREMENTS: REFERENCE 86, PRINT 8031-M-70-101-7S.
PRESSURE (PSIA)	24.6 (H)	77.7	85	86	TEST		
RELATIVE HUMIDITY (%)	100 (H)	100	85	86	TEST		
RADIATION	1.38 E6	2.04 E8	85	86	TEST		REMARKS: SPECIFIED RADIATION IS FOR HELB.
AGING	40 YRS.	40 YRS.	N/A	86	TEST & ANAL.		

DEFICIENCY RESOLUTION:

PREPARED BY: RDC DATE: 07/27/83 REVISION DATE: 08/02/83

FACILITY: LGS UNIT: 1 DOCKET: 50-352 EQRR: 142

REVIEWED BY: FMV DATE: 08/02/83

SYSTEM: ECCS PUMP ROOM HVAC

ACCY: SPEC: N/A
DEMON: N/A
REF: N/A

LOCATION: ROOM 518

PLANT ID: ZS-76-203-17A

RACK/PANEL: N/A

COMPONENT: LIMIT SWITCH
ASSOC COMP: STEAM FLOODING DAMPER
ASSOC COMP: N/A

MODEL NO.: EA740-20100 B/M-E.G.
ASSOC M/N: N/A
ASSOC M/N: N/A

ASSOC. DWG: LOC: M-1077
P&ID: M-76

MANUFACTU: NAMCO
ASSOC MANF: AMERICAN WARMING & VENTILATION
ASSOC MANF: N/A

SERIAL NO:
ASSOC S/N: N/A
ASSOC S/N: N/A

SERVICE: STEAM FLOODING DAMPER BPD-203-17A FOR THE MAIN STEAM TUNNEL.

P.O. NO: M-113

FUNCTION: PROVIDES INDICATION OF DAMPER POSITION. REQUIRED FOR HELB ONLY.

SUBMERGENCE: N/A

CHEMICAL SPRAY: N/A

PARAMETER	ENVIRONMENT		DOCUMENTATION REFERENCE		QUALIFICATION	OUTSTANDING ITEMS	INTERFACES:
	SPECIFICATION	QUALIFICATION	SPECIFICATION	QUALIFICATION	METHOD		LUGS: EQRR 171 CABLE: EQRR 22
OPERATING TIME	1 HR.	30 DAYS	534	86	TEST		
TEMPERATURE (F)	311 (H)	340	85	86	TEST		MAINTENANCE REQUIREMENTS: REFERENCE 86, PRINT 8031-M-70-101-7S.
PRESSURE (PSIA)	24.6 (H)	77.7	85	86	TEST		
RELATIVE HUMIDITY (%)	100 (H)	100	85	86	TEST		
RADIATION	1.38 E6	2.04 E8	85	86	TEST		REMARKS: SPECIFIED RADIATION IS FOR HELB.
AGING	40 YRS.	40 YRS.	N/A	86	TEST & ANAL.		

DEFICIENCY RESOLUTION:

PREPARED BY: RDC DATE: 07/27/83 REVISION DATE: 08/02/83

FACILITY: LGS UNIT: 1 DOCKET: 50-352 EQRR: 142

REVIEWED BY: FMV DATE: 08/02/83

SYSTEM: ECCS PUMP ROOM HVAC

ACCY: SPEC: N/A
DEMON: N/A
REF: N/A

LOCATION: ROOM 518

PLANT ID: ZS-76-203-17B

RACK/PANEL: N/A

COMPONENT: LIMIT SWITCH
ASSOC COMP: STEAM FLOODING DAMPER
ASSOC COMP: N/A

MODEL NO.: EA740-20100 B/M-E.G.
ASSOC M/N: N/A
ASSOC M/N: N/A

ASSOC. DWG: LOC: M-1077
P&ID: M-76

MANUFACTU: NAMCO
ASSOC MANF: AMERICAN WARMING & VENTILATION
ASSOC MANF: N/A

SERIAL NO:
ASSOC S/N: N/A
ASSOC S/N: N/A

SERVICE: STEAM FLOODING DAMPER BFD-203-17B FOR THE MAIN STEAM TUNNEL.

P.O. NO: M-113

FUNCTION: PROVIDES INDICATION OF DAMPER POSITION. REQUIRED FOR HELB ONLY.

SUBMERGENCE: N/A

CHEMICAL SPRAY: N/A

PARAMETER	ENVIRONMENT		DOCUMENTATION REFERENCE		QUALIFICATION	OUTSTANDING ITEMS	INTERFACES: LUGS: EQRR 171 CABLE: EQRR 22
	SPECIFICATION	QUALIFICATION	SPECIFICATION	QUALIFICATION	METHOD		
OPERATING TIME	1 HR.	30 DAYS	534	86	TEST		
TEMPERATURE (F)	311 (H)	340	85	86	TEST		MAINTENANCE REQUIREMENTS: REFERENCE 86, PRINT 8031-M-70-101-7S.
PRESSURE (PSIA)	24.6 (H)	77.7	85	86	TEST		
RELATIVE HUMIDITY (%)	100 (H)	100	85	86	TEST		
RADIATION	1.38 E6	2.04 E8	85	86	TEST		REMARKS: SPECIFIED RADIATION IS FOR HELB.
AGING	40 YRS.	40 YRS.	N/A	86	TEST & ANAL.		

DEFICIENCY RESOLUTION:

PREPARED BY: RDC DATE: 07/27/83 REVISION DATE: 08/02/83

FACILITY: LGS UNIT: 1 DOCKET: 50-352 EQRR: 142

REVIEWED BY: FMV DATE: 08/02/83

SYSTEM: ECCS PUMP ROOM HVAC

ACCY: SPEC: N/A
DEMON: N/A
REF: N/A

LOCATION: ROOM 306

PLANT ID: ZS-76-203-20A

RACK/PANEL: N/A

COMPONENT: LIMIT SWITCH
ASSOC COMP: STEAM FLOODING DAMPER
ASSOC COMP: N/A

MODEL NO.: EA740-20100 B/M-E.G.
ASSOC M/N: N/A
ASSOC M/N: N/A

ASSOC. DWG: LOC: M-1067
P&ID: M-76

MANUFACTU: NAMCO
ASSOC MANF: AMERICAN WARMING & VENTILATION
ASSOC MANF: N/A

SERIAL NO:
ASSOC S/N: N/A
ASSOC S/N: N/A

SERVICE: STEAM FLOODING DAMPER BFD-203-20A FOR THE PIPE PENETRATION AREA, ELEVATION 217.

P.O. NO: M-113

FUNCTION: PROVIDES INDICATION OF DAMPER POSITION. REQUIRED FOR HELB ONLY.

SUBMERGENCE: N/A

CHEMICAL SPRAY: N/A

PARAMETER	ENVIRONMENT		DOCUMENTATION REFERENCE		QUALIFICATION	OUTSTANDING ITEMS	INTERFACES: LUGS: EQRR 171 CABLE: EQRR 22
	SPECIFICATION	QUALIFICATION	SPECIFICATION	QUALIFICATION	METHOD		
OPERATING TIME	1 HR.	30 DAYS	534	86	TEST		
TEMPERATURE (F)	264 (C)	340	85	86	TEST		MAINTENANCE REQUIREMENTS: REFERENCE 86, PRINT 8031-M-70-101-7S.
PRESSURE (PSIA)	16.1 (C)	77.7	85	86	TEST		
RELATIVE HUMIDITY (%)	100 (C)	100	85	86	TEST		
RADIATION	8.74 E5	2.04 E8	85	86	TEST		REMARKS: SPECIFIED RADIATION IS FOR HELB.
AGING	40 YRS.	40 YRS.	N/A	86	TEST & ANAL.		

DEFICIENCY RESOLUTION:

PREPARED BY: RDC DATE: 07/27/83 REVISION DATE: 08/02/83

FACILITY: LGS UNIT: 1 DOCKET: 50-352 EQRR: 142

REVIEWED BY: FMV DATE: 08/02/83

SYSTEM: ECCS PUMP ROOM HVAC

PLANT ID: ZS-76-203-20B

ACCY: SPEC: N/A
DEMON: N/A
REF: N/A

LOCATION: ROOM 306

RACK/PANEL: N/A

COMPONENT: LIMIT SWITCH
ASSOC COMP: STEAM FLOODING DAMPER
ASSOC COMP: N/A

MODEL NO.: EA740-20100 A/M-E.G.
ASSOC M/N: N/A
ASSOC M/N: N/A

ASSOC. DWG: LOC: M-1067
P&ID: M-76

MANUFACTU: NAMCO
ASSOC MANF: AMERICAN WARMING & VENTILATION
ASSOC MANF: N/A

SERIAL NO:
ASSOC S/N: N/A
ASSOC S/N: N/A

SERVICE: STEAM FLOODING DAMPER BPD-203-20B FOR THE PIPE PENETRATION AREA, ELEVATION 217.

P.O. NO: M-113

FUNCTION: PROVIDES INDICATION OF DAMPER POSITION. REQUIRED FOR HELB ONLY.

SUBMERGENCE: N/A

CHEMICAL SPRAY: N/A

PARAMETER	ENVIRONMENT		DOCUMENTATION REFERENCE		QUALIFICATION	OUTSTANDING ITEMS	INTERFACES:
	SPECIFICATION	QUALIFICATION	SPECIFICATION	QUALIFICATION	METHOD		LUGS: EQRR 171 CABLE: EQRR 22
OPERATING TIME	1 HR.	30 DAYS	534	86	TEST		
TEMPERATURE (F)	264 (C)	340	85	86	TEST		MAINTENANCE REQUIREMENTS: REFERENCE 86, PRINT 8031-M-70-101-7S.
PRESSURE (PSIA)	16.1 (C)	77.7	85	86	TEST		
RELATIVE HUMIDITY (%)	100 (C)	100	85	86	TEST		
RADIATION	8.74 E5	2.04 E8	85	86	TEST		REMARKS: SPECIFIED RADIATION IS FOR HELB.
AGING	40 YRS.	40 YRS.	N/A	86	TEST & ANAL.		

DEFICIENCY RESOLUTION:

FACILITY: LGS UNIT: 1 DOCKET: 50-352 EQRR: 142
PREPARED BY: RDC DATE: 07/27/83 REVISION DATE: 08/02/83
REVIEWED BY: FMV DATE: 08/02/83

SYSTEM: ECCS PUMP ROOM HVAC
ACCY: SPEC: N/A DEMON: N/A REF: N/A
LOCATION: ROOM 507
PLANT ID: ZS-76-203-22A
RACK/PANEL: N/A

COMPONENT: LIMIT SWITCH
MODEL NO.: EA740-20100 B/M-E.G.
ASSOC COMP: STEAM FLOODING DAMPER
ASSOC M/N: N/A
ASSOC. DWG: LOC: M-1085
ASSOC COMP: N/A
ASSOC M/N: N/A
P&ID: M-76

MANUFACTU: NAMCO
SERIAL NO:
ASSOC MANF: AMERICAN WARMING & VENTILATION
ASSOC S/N: N/A
ASSOC MANF: N/A
ASSOC S/N: N/A

SERVICE: STEAM FLOODING DAMPER BPD-203-22A FOR THE CLEAN UP RECIRCULATION AREA.
P.O. NO: M-113

FUNCTION: PROVIDES INDICATION OF DAMPER POSITION. REQUIRED FOR HELB ONLY.
SUBMERGENCE: N/A
CHEMICAL SPRAY: N/A

PARAMETER	ENVIRONMENT		DOCUMENTATION REFERENCE		QUALIFICATION	OUTSTANDING ITEMS	INTERFACES: LUGS: EQRR 171 CABLE: EQRR 22
	SPECIFICATION	QUALIFICATION	SPECIFICATION	QUALIFICATION	METHOD		
OPERATING TIME	1 HR.	30 DAYS	534	86	TEST		
TEMPERATURE (F)	217 (E)	340	85	86	TEST		MAINTENANCE REQUIREMENTS: REFERENCE 86, PRINT 8031-M-70-101-7S.
PRESSURE (PSIA)	17.4 (G)	77.7	85	86	TEST		
RELATIVE HUMIDITY (%)	100 (E)	100	85	86	TEST		
RADIATION	1.16 E6	2.04 E8	85	86	TEST		REMARKS: SPECIFIED RADIATION IS FOR HELB.
AGING	40 YRS.	40 YRS.	N/A	86	TEST & ANAL.		

DEFICIENCY RESOLUTION:

PREPARED BY: RDC DATE: 07/27/83 REVISION DATE: 08/02/83

FACILITY: LGS UNIT: 1 DOCKET: 50-352 EQRR: 142

REVIEWED BY: FMV DATE: 08/02/83

SYSTEM: ECCS PUMP ROOM HVAC

ACCY: SPEC: N/A
DEMON: N/A
REF: N/A

LOCATION: ROOM 507

PLANT ID: ZS-76-203-22B

RACK/PANEL: N/A

COMPONENT: LIMIT SWITCH
ASSOC COMP: STEAM FLOODING DAMPER
ASSOC COMP: N/A

MODEL NO.: EA740-20100 B/M-E.G.
ASSOC M/N: N/A
ASSOC M/N: N/A

ASSOC. DWG: LOC: M-1085
P&ID: M-76

MANUFACTU: NAMCO
ASSOC MANF: AMERICAN WARMING & VENTILATION
ASSOC MANF: N/A

SERIAL NO:
ASSOC S/N: N/A
ASSOC S/N: N/A

SERVICE: STEAM FLOODING DAMPER BFD-203-22B FOR THE CLEAN UP RECIRCULATION AREA.

P.O. NO: M-113

FUNCTION: PROVIDES INDICATION OF DAMPER POSITION. REQUIRED FOR HELB ONLY.

SUBMERGENCE: N/A

CHEMICAL SPRAY: N/A

PARAMETER	ENVIRONMENT		DOCUMENTATION REFERENCE		QUALIFICATION	OUTSTANDING ITEMS	INTERFACES: LUGS: EQRR 171 CABLE: EQRR 22
	SPECIFICATION	QUALIFICATION	SPECIFICATION	QUALIFICATION	METHOD		
OPERATING TIME	1 HR.	30 DAYS	534	86	TEST		
TEMPERATURE (F)	217 (E)	340	85	86	TEST		MAINTENANCE REQUIREMENTS: REFERENCE 86, PRINT 8031-M-70-101-7S.
PRESSURE (PSIA)	17.4 (G)	77.7	85	86	TEST		
RELATIVE HUMIDITY (%)	100 (E)	100	85	86	TEST		
RADIATION	1.16 E6	2.04 E8	85	86	TEST		REMARKS: SPECIFIED RADIATION IS FOR HELB.
AGING	40 YRS.	40 YRS.	N/A	86	TEST & ANAL.		

DEFICIENCY RESOLUTION:

PREPARED BY: RDC DATE: 07/27/83 REVISION DATE: 08/02/83

FACILITY: LGS UNIT: 1 DOCKET: 50-352 EQRR: 142

REVIEWED BY: FMV DATE: 08/02/83

SYSTEM: ECCS PUMP ROOM HVAC

ACCY: SPEC: N/A
DEMON: N/A
REF: N/A

LOCATION: ROOM 507

PLANT ID: ZS-76-203-23A

RACK/PANEL: N/A

COMPONENT: LIMIT SWITCH
ASSOC COMP: STEAM FLOODING DAMPER
ASSOC COMP: N/A

MODEL NO.: EA740-20100 B/M-E.G.
ASSOC M/N: N/A
ASSOC M/N: N/A

ASSOC. DWG: LOC: M-1085
P&ID: M-76

MANUFACTU: NAMCO
ASSOC MANF: AMERICAN WARMING & VENTILATION
ASSOC MANF: N/A

SERIAL NO:
ASSOC S/N: N/A
ASSOC S/N: N/A

SERVICE: STEAM FLOODING DAMPER BPD-203-23A FOR THE CLEAN UP RECIRCULATION AREA.

P.O. NO: M-113

FUNCTION: PROVIDES INDICATION OF DAMPER POSITION. REQUIRED FOR HELB ONLY.

SUBMERGENCE: N/A

CHEMICAL SPRAY: N/A

PARAMETER	ENVIRONMENT		DOCUMENTATION REFERENCE		QUALIFICATION	OUTSTANDING ITEMS	INTERFACES: LUGS: EQRR 171 CABLE: EQRR 22
	SPECIFICATION	QUALIFICATION	SPECIFICATION	QUALIFICATION	METHOD		
OPERATING TIME	1 HR.	30 DAYS	534	86	TEST		
TEMPERATURE (F)	217 (E)	340	85	86	TEST		MAINTENANCE REQUIREMENTS: REFERENCE 86, PRINT 8031-M-70-101-7S.
PRESSURE (PSIA)	17.4 (G)	77.7	85	86	TEST		
RELATIVE HUMIDITY (%)	100 (E)	100	85	86	TEST		
RADIATION	1.16 E6	2.04 E8	85	86	TEST		REMARKS: SPECIFIED RADIATION IS FOR HELB.
AGING	40 YRS.	40 YRS.	N/A	86	TEST & ANAL.		

DEFICIENCY RESOLUTION:

PREPARED BY: RDC DATE: 07/27/83 REVISION DATE: 08/02/83

FACILITY: LGS UNIT: 1 DOCKET: 50-352 EQRR: 142

REVIEWED BY: FMV DATE: 08/02/83

SYSTEM: ECCS PUMP ROOM HVAC

ACCY: SPEC: N/A
DEMON: N/A
REF: N/A

LOCATION: ROOM 507

PLANT ID: ZS-76-203-23B

RACK/PANEL: N/A

COMPONENT: LIMIT SWITCH

MODEL NO.: EA740-20100 B/M-E.G.

ASSOC COMP: STEAM FLOODING DAMPER

ASSOC M/N: N/A

ASSOC. DWG: LOC: M-1085
P&ID: M-76

ASSOC COMP: N/A

ASSOC M/N: N/A

MANUFACTU: NAMCO

SERIAL NO:

ASSOC MANF: AMERICAN WARMING & VENTILATION

ASSOC S/N: N/A

ASSOC MANF: N/A

ASSOC S/N: N/A

SERVICE: STEAM FLOODING DAMPER BFD-203-23B FOR THE CLEAN UP RECIRCULATION AREA.

P.O. NO: M-113

FUNCTION: PROVIDES INDICATION OF DAMPER POSITION. REQUIRED FOR HELB ONLY.

SUBMERGENCE: N/A

CHEMICAL SPRAY: N/A

PARAMETER	ENVIRONMENT		DOCUMENTATION REFERENCE		QUALIFICATION	OUTSTANDING ITEMS	INTERFACES: LUGS: EQRR 171 CABLE: EQRR 22
	SPECIFICATION	QUALIFICATION	SPECIFICATION	QUALIFICATION	METHOD		
OPERATING TIME	1 HR.	30 DAYS	534	86	TEST		
TEMPERATURE (F)	217 (E)	340	85	86	TEST		MAINTENANCE REQUIREMENTS: REFERENCE 86, PRINT 8031-M-70-101-7S.
PRESSURE (PSIA)	17.4 (G)	77.7	85	86	TEST		
RELATIVE HUMIDITY (Z)	100 (E)	100	85	86	TEST		
RADIATION	1.16 E6	2.04 E8	85	86	TEST		REMARKS: SPECIFIED RADIATION IS FOR HELB.
AGING	40 YRS.	40 YRS.	N/A	86	TEST & ANAL.		

DEFICIENCY RESOLUTION:

PREPARED BY: RDC DATE: 07/27/83 REVISION DATE: 08/02/83

FACILITY: LGS UNIT: 1 DOCKET: 50-352 EQRR: 142

REVIEWED BY: FMV DATE: 08/02/83

SYSTEM: ECCS PUMP ROOM HVAC

ACCY: SPEC: N/A
DEMON: N/A
REF: N/A

LOCATION: ROOM 304

PLANT ID: ZS-76-203-24A

RACK/PANEL: N/A

COMPONENT: LIMIT SWITCH
ASSOC COMP: STEAM FLOODING DAMPER
ASSOC COMP: N/A

MODEL NO.: EA740-20100 B/M-E.G.
ASSOC M/N: N/A
ASSOC M/N: N/A

ASSOC. DWG: LOC: M-1083
P&ID: M-76

MANUFACTU: NAMCO
ASSOC MANF: AMERICAN WARMING & VENTILATION
ASSOC MANF: N/A

SERIAL NO:
ASSOC S/N: N/A
ASSOC S/N: N/A

SERVICE:
PIPE PENETRATION AREA, ELEVATION 217.
NORMALLY DE-ENERGIZED OPEN.

P.O. NO: M-113

FUNCTION: PROVIDES INDICATION OF DAMPER POSITION.
REQUIRED FOR HELB ONLY.

SUBMERGENCE: N/A

CHEMICAL SPRAY: N/A

PARAMETER	ENVIRONMENT		DOCUMENTATION REFERENCE		QUALIFICATION	OUTSTANDING ITEMS	INTERFACES:
	SPECIFICATION	QUALIFICATION	SPECIFICATION	QUALIFICATION	METHOD		LUGS: EQRR 171 CABLE: EQRR 22
OPERATING TIME	1 HR.	30 DAYS	534	86	TEST		
TEMPERATURE (F)	115	340	85	86	TEST		MAINTENANCE REQUIREMENTS: REFERENCE 86, FRINT 8031-M-70-101-7S.
PRESSURE (PSIA)	14.9	77.7	85	86	TEST		
RELATIVE HUMIDITY (%)	90	100	85	86	TEST		
RADIATION	2.58 E4	2.04 E8	85	86	TEST		REMARKS: SPECIFIED RADIATION IS FOR HELB.
AGING	40 YRS.	40 YRS.	N/A	86	TEST & ANAL.		

DEFICIENCY RESOLUTION:

PREPARED BY: RDC DATE: 07/27/83 REVISION DATE: 08/02/83

FACILITY: LGS UNIT: 1 DOCKET: 50-352 EQRR: 142

REVIEWED BY: FMV DATE: 08/02/83

SYSTEM: ECCS PUMP ROOM HVAC

ACCY: SPEC: N/A
DEMON: N/A
REF: N/A

LOCATION: POOM 304

PLANT ID: ZS-76-203-24B

RACK/PANEL: N/A

COMPONENT: LIMIT SWITCH
ASSOC COMP: STEAM FLOODING DAMPER
ASSOC COMP: N/A

MODEL NO.: EA740-20100 B/M-E.G.
ASSOC M/N: N/A
ASSOC M/N: N/A

ASSOC. DWG: LOC: M-1083
P&ID: M-76

MANUFACTU: NAMCO
ASSOC MANF: AMERICAN WARMING & VENTILATION
ASSOC MANF: N/A

SERIAL NO:
ASSOC S/N: N/A
ASSOC S/N: N/A

SERVICE: STEAM FLOODING DAMPER BFD-203-24B FOR THE PIPE PENETRATION AREA, ELEVATION 217.

P.O. NO: M-113

FUNCTION: PROVIDES INDICATION OF DAMPER POSITION. REQUIRED FOR HELB ONLY.

SUBMERGENCE: N/A

CHEMICAL SPRAY: N/A

PARAMETER	ENVIRONMENT		DOCUMENTATION REFERENCE		QUALIFICATION	OUTSTANDING ITEMS	INTERFACES: LUGS: EQRR 171 CABLE: EQRR 22
	SPECIFICATION	QUALIFICATION	SPECIFICATION	QUALIFICATION	METHOD		
OPERATING TIME	1 HR.	30 DAYS	534	86	TEST		
TEMPERATURE (F)	115	340	85	86	TEST		MAINTENANCE REQUIREMENTS: REFERENCE 86, PRINT 8031-M-70-101-7S.
PRESSURE (PSIA)	14.9	77.7	85	86	TEST		
RELATIVE HUMIDITY (%)	90	100	85	86	TEST		
RADIATION	2.58 E4	2.04 E8	85	86	TEST		REMARKS: SPECIFIED RADIATION IS FOR HELB.
AGING	40 YRS.	40 YRS.	N/A	86	TEST & ANAL.		

DEFICIENCY RESOLUTION:

PREPARED BY: RDC DATE: 07/27/83 REVISION DATE: 08/02/83

FACILITY: LGS UNIT: 1 DOCKET: 50-352 EQRR: 142

REVIEWED BY: FMV DATE: 08/02/83

SYSTEM: ECCS PUMP ROOM HVAC

ACCY: SPEC: N/A
DEMON: N/A
REF: N/A

LOCATION: ROOM 504

PLANT ID: ZS-76-203-25A

RACK/PANEL: N/A

COMPONENT: LIMIT SWITCH
ASSOC COMP: STEAM FLOODING DAMPER
ASSOC COMP: N/A

MODEL NO.: EA740-20100 B/M-E.G.
ASSOC M/N: N/A
ASSOC M/N: N/A

ASSOC. DWG: LOC: M-1085
P&ID: M-76

MANUFACTU: NAMCO
ASSOC MANF: AMERICAN WARMING & VENTILATION
ASSOC MANF: N/A

SERIAL NO:
ASSOC S/N: N/A
ASSOC S/N: N/A

SERVICE: STEAM FLOODING DAMPER BFD-203-25A FOR THE NON-REGENERATIVE HEAT EXCHANGER ROOM.

P.O. NO: M-113

FUNCTION: PROVIDES INDICATION OF DAMPER POSITION. REQUIRED FOR HELB ONLY.

SUBMERGENCE: N/A

CHEMICAL SPRAY: N/A

PARAMETER	ENVIRONMENT		DOCUMENTATION REFERENCE		QUALIFICATION	OUTSTANDING ITEMS	INTERFACES:
	SPECIFICATION	QUALIFICATION	SPECIFICATION	QUALIFICATION	METHOD		LUGS: EQRR 171 CABLE: EQRR 22
OPERATING TIME	1 HR.	30 DAYS	534	86	TEST		
TEMPERATURE (F)	217 (D)	340	85	86	TEST		MAINTENANCE REQUIREMENTS: REFERENCE 86, PRINT 8031-M-70-101-7S.
PRESSURE (PSIA)	17.4 (G)	77.7	85	86	TEST		
RELATIVE HUMIDITY (%)	100 (D)	100	85	86	TEST		
RADIATION	4.02 E5	2.04 E8	85	86	TEST		REMARKS: SPECIFIED RADIATION IS FOR HELB.
AGING	40 YRS.	40 YRS.	N/A	86	TEST & ANAL.		

DEFICIENCY RESOLUTION:

PREPARED BY: RDC DATE: 07/27/83 REVISION DATE: 08/02/83

FACILITY: LGS UNIT: 1 DOCKET: 50-352 EQRR: 142

REVIEWED BY: FMV DATE: 08/02/83

SYSTEM: ECCS PUMP ROOM HVAC

ACCY: SPEC: N/A
DEMON: N/A
REF: N/A

LOCATION: ROOM 504

PLANT ID: ZS-76-203-25B

RACK/PANEL: N/A

COMPONENT: LIMIT SWITCH
ASSOC COMP: STEAM FLOODING DAMPER
ASSOC COMP: N/A

MODEL NO.: EA740-20100 B/M-E.G.
ASSOC M/N: N/A
ASSOC M/N: N/A

ASSOC. DWG: LOC: M-1085
P&ID: M-76

MANUFACTU: NAMCO
ASSOC MANF: AMERICAN WARMING & VENTILATION
ASSOC MANF: N/A

SERIAL NO:
ASSOC S/N: N/A
ASSOC S/N: N/A

SERVICE: STEAM FLOODING DAMPER BPD-203-25B FOR THE NON-REGENERATIVE HEAT EXCHANGER ROOM.

P.O. NO: M-113

FUNCTION: PROVIDES INDICATION OF DAMPER POSITION. REQUIRED FOR HELB ONLY.

SUBMERGENCE: N/A

CHEMICAL SPRAY: N/A

PARAMETER	ENVIRONMENT		DOCUMENTATION REFERENCE		QUALIFICATION	OUTSTANDING ITEMS	INTERFACES: LUGS: EQRR 171 CABLE: EQRR 22
	SPECIFICATION	QUALIFICATION	SPECIFICATION	QUALIFICATION	METHOD		
OPERATING TIME	1 HR.	30 DAYS	534	86	TEST		
TEMPERATURE (F)	217 (D)	340	85	86	TEST		MAINTENANCE REQUIREMENTS: REFERENCE 86, PRINT 8031-M-70-101-7S.
PRESSURE (PSIA)	17.4 (G)	77.7	85	86	TEST		
RELATIVE HUMIDITY (%)	100 (D)	100	85	86	TEST		
RADIATION	4.02 E5	2.04 E8	85	86	TEST		REMARKS: SPECIFIED RADIATION IS FOR HELB.
AGING	40 YRS.	40 YRS.	N/A	86	TEST & ANAL.		

DEFICIENCY RESOLUTION:

PREPARED BY: RDC DATE: 07/27/83 REVISION DATE: 08/02/83

FACILITY: LGS UNIT: 1 DOCKET: 50-352 EQRR: 142

REVIEWED BY: FMV DATE: 08/02/83

SYSTEM: ECCS PUMP ROOM HVAC

ACCY: SPEC: N/A
DEMON: N/A
REF: N/A

LOCATION: ROOM 503

PLANT ID: ZS-76-203-26A

RACK/PANEL: N/A

COMPONENT: LIMIT SWITCH
ASSOC COMP: STEAM FLOODING DAMPER
ASSOC COMP: N/A

MODEL NO.: EA740-20100 B/M-E.G.
ASSOC M/N: N/A
ASSOC M/N: N/A

ASSOC. DWG: LOC: M-1069
P&ID: M-76

MANUFACTU: NAMCO
ASSOC MANF: AMERICAN WARMING & VENTILATION
ASSOC MANF: N/A

SERIAL NO:
ASSOC S/N: N/A
ASSOC S/N: N/A

SERVICE: STEAM FLOODING DAMPER BFD-203-26A FOR THE REGENERATIVE HEAT EXCHANGER AREA.

P.O. NO: M-113

FUNCTION: PROVIDES INDICATION OF DAMPER POSITION. REQUIRED FOR HELB ONLY.

SUBMERGENCE: N/A

CHEMICAL SPRAY: N/A

PARAMETER	ENVIRONMENT		DOCUMENTATION REFERENCE		QUALIFICATION	OUTSTANDING ITEMS	INTERFACES:
	SPECIFICATION	QUALIFICATION	SPECIFICATION	QUALIFICATION	METHOD		LUGS: EQRR 171 CABLE: EQRR 22
OPERATING TIME	1 HR.	30 DAYS	534	86	TEST		
TEMPERATURE (F)	214 (F)	340	85	86	TEST		MAINTENANCE REQUIREMENTS: REFERENCE 86, PRINT 8031-M-70-101-7S.
PRESSURE (PSIA)	17.3 (G)	77.7	85	86	TEST		
RELATIVE HUMIDITY (%)	100 (F)	100	85	86	TEST		
RADIATION	1.18 E6	2.04 E8	85	86	TEST		REMARKS: SPECIFIED RADIATION IS FOR HELB.
AGING	40 YRS.	40 YRS.	N/A	86	TEST & ANAL.		

DEFICIENCY RESOLUTION:

PREPARED BY: RDC DATE: 07/27/83 REVISION DATE: 08/02/83

FACILITY: LGS UNIT: 1 DOCKET: 50-352 EQRR: 142

REVIEWED BY: FMV DATE: 08/02/83

SYSTEM: ECCS PUMP ROOM HVAC
ACCY: SPEC: N/A DEMON: N/A REF: N/A
LOCATION: ROOM 503

PLANT ID: ZS-76-203-26B
RACK/PANEL: N/A

COMPONENT: LIMIT SWITCH
ASSOC COMP: STEAM FLOODING DAMPER
ASSOC COMP: N/A
MODEL NO.: EA740-20100 B/M-E.G.
ASSOC M/N: N/A
ASSOC M/N: N/A
ASSOC. DWG: LOC: M-1069 P&ID: M-76

MANUFACTU: NAMCO
ASSOC MANF: AMERICAN WARMING & VENTILATION
ASSOC MANF: N/A
SERIAL NO:
ASSOC S/N: N/A
ASSOC S/N: N/A

SERVICE: STEAM FLOODING DAMPER BPD-203-26B FOR THE REGENERATIVE HEAT EXCHANGER AREA.

P.O. NO: M-113

FUNCTION: PROVIDES INDICATION OF DAMPER POSITION. REQUIRED FOR HELB ONLY.

SUBMERGENCE: N/A

CHEMICAL SPRAY: N/A

PARAMETER	ENVIRONMENT		DOCUMENTATION REFERENCE		QUALIFICATION	OUTSTANDING ITEMS	INTERFACES: LUGS: EQRR 171 CABLE: EQRR 22
	SPECIFICATION	QUALIFICATION	SPECIFICATION	QUALIFICATION	METHOD		
OPERATING TIME	1 HR.	30 DAYS	534	86	TEST		
TEMPERATURE (F)	214 (F)	340	85	86	TEST		MAINTENANCE REQUIREMENTS: REFERENCE 86, PRINT 8031-M-70-101-7S.
PRESSURE (PSIA)	17.3 (G)	77.7	85	86	TEST		
RELATIVE HUMIDITY (%)	100 (F)	100	85	86	TEST		
RADIATION	1.18 E6	2.04 E8	85	86	TEST		REMARKS: SPECIFIED RADIATION IS FOR HELB.
AGING	40 YRS.	40 YRS.	N/A	86	TEST & ANAL.		

DEFICIENCY RESOLUTION:

PREPARED BY: RDC DATE: 07/27/83 REVISION DATE: 08/02/83

FACILITY: LGS UNIT: 1 DOCKET: 50-352 EQRR: 142

REVIEWED BY: FMV DATE: 08/02/83

SYSTEM: ECCS PUMP ROOM HVAC

ACCY: SPEC: N/A
DEMON: N/A
REF: N/A

LOCATION: ROOM 509

PLANT ID: ZS-76-203-27A

RACK/PANEL: N/A

COMPONENT: LIMIT SWITCH

MODEL NO.: EA740-20100 B/M-E.G.

ASSOC COMP: STEAM FLOODING DAMPER

ASSOC M/N: N/A

ASSOC. DWG: LOC: M-1069
P&ID: M-76

ASSOC COMP: N/A

ASSOC M/N: N/A

MANUFACTU: NAMCO

SERIAL NO:

ASSOC MANF: AMERICAN WARMING & VENTILATION

ASSOC S/N: N/A

ASSOC MANF: N/A

ASSOC S/N: N/A

SERVICE: STEAM FLOODING DAMPER BFD-203-27A FOR THE CLEAN UP RECIRCULATION AREA.

P.O. NO: M-113

FUNCTION: PROVIDES INDICATION OF DAMPER POSITION. REQUIRED FOR HELB ONLY.

SUBMERGENCE: N/A

CHEMICAL SPRAY: N/A

PARAMETER	ENVIRONMENT		DOCUMENTATION REFERENCE		QUALIFICATION	OUTSTANDING ITEMS	INTERFACES: LUGS: EQRR 171 CABLE: EQRR 22
	SPECIFICATION	QUALIFICATION	SPECIFICATION	QUALIFICATION	METHOD		
OPERATING TIME	1 HR.	30 DAYS	534	86	TEST		
TEMPERATURE (F)	217 (E)	340	85	86	TEST		MAINTENANCE REQUIREMENTS: REFERENCE 86, PRINT 8031-M-70-101-7S.
PRESSURE (PSIA)	17.4 (G)	77.7	85	86	TEST		
RELATIVE HUMIDITY (%)	100 (E)	100	85	86	TEST		
RADIATION	1.16 E5	2.04 E8	85	86	TEST		REMARKS: SPECIFIED RADIATION IS FOR HELB.
AGING	40 YRS.	40 YRS.	N/A	86	TEST & ANAL.		

DEFICIENCY RESOLUTION:

PREPARED BY: RDC DATE: 07/27/83 REVISION DATE: 08/02/83

FACILITY: LGS UNIT: 1 DOCKET: 50-352 EQRR: 142

REVIEWED BY: FMV DATE: 03/02/83

SYSTEM: ECCS PUMP ROOM HVAC

ACCY: SPEC: N/A
DEMON: N/A
REF: N/A

LOCATION: ROOM 509

PLANT ID: ZS-76-203-27B

RACK/PANEL: N/A

COMPONENT: LIMIT SWITCH
ASSOC COMP: STEAM FLOODING DAMPER
ASSOC COMP: N/A

MODEL NO.: EA740-20100 B/M-E.G.
ASSOC M/N: N/A
ASSOC M/N: N/A

ASSOC. DWG: LOC: M-1069
P&ID: M-76

MANUFACTU: NAMCO
ASSOC MANF: AMERICAN WARMING & VENTILATION
ASSOC MANF: N/A

SERIAL NO:
ASSOC S/N: N/A
ASSOC S/N: N/A

SERVICE: STEAM FLOODING DAMPER BFD-203-27B FOR THE CLEAN UP RECIRCULATION AREA.

P.O. NO: M-113

FUNCTION: PROVIDES INDICATION OF DAMPER POSITION. REQUIRED FOR HELB ONLY.

SUBMERGENCE: N/A

CHEMICAL SPRAY: N/A

PARAMETER	ENVIRONMENT		DOCUMENTATION REFERENCE		QUALIFICATION	OUTSTANDING ITEMS	INTERFACES: LUGS: EQRR 171 CABLE: EQRR 22
	SPECIFICATION	QUALIFICATION	SPECIFICATION	QUALIFICATION	METHOD		
OPERATING TIME	1 HR.	30 DAYS	534	86	TEST		
TEMPERATURE (F)	217 (E)	340	85	86	TEST		MAINTENANCE REQUIREMENTS: REFERENCE 66, PRINT 8031-M-70-101-7S.
PRESSURE (PSIA)	17.4 (G)	77.7	85	86	TEST		
RELATIVE HUMIDITY (Z)	100 (E)	100	85	86	TEST		
RADIATION	1.16 E6	2.04 E8	85	86	TEST		REMARKS: SPECIFIED RADIATION IS FOR HELB.
AGING	40 YRS.	40 YRS.	N/A	86	TEST & ANAL.		

DEFICIENCY RESOLUTION:

FACILITY: LGS UNIT: 1 DOCKET: 50-352 EQRR: 142

PREPARED BY: RDC DATE: 07/27/83 REVISION DATE: 08/02/83

REVIEWED BY: FMV DATE: 08/02/83

SYSTEM: ECCS PUMP ROOM HVAC

PLANT ID: ZS-76-203-28A

ACCY: SPEC: N/A
DEMON: N/A
REF: N/A

LOCATION: ROOM 508

RACK/PANEL: N/A

COMPONENT: LIMIT SWITCH
ASSOC COMP: STEAM FLOODING DAMPER
ASSOC COMP: N/A

MODEL NO.: EA740-20100 B/M-E.G.
ASSOC M/N: N/A
ASSOC M/N: N/A

ASSOC. DWG: LOC: M-1069
PSID: M-76

MANUFACTU: NAMCO
ASSOC MANF: AMERICAN WARMING & VENTILATION
ASSOC MANF: N/A

SERIAL NO:
ASSOC S/N: N/A
ASSOC S/N: N/A

SERVICE: STEAM FLOODING DAMPER BFD-203-28A FOR THE CLEAN UP RECIRCULATION AREA.

P.O. NO: M-113

FUNCTION: PROVIDES INDICATION OF DAMPER POSITION. REQUIRED FOR HELB ONLY.

SUBMERGENCE: N/A

CHEMICAL SPRAY: N/A

PARAMETER	ENVIRONMENT		DOCUMENTATION REFERENCE		QUALIFICATION	OUTSTANDING ITEMS	INTERFACES: LUGS: EQRR 171 CABLE: EQRR 22
	SPECIFICATION	QUALIFICATION	SPECIFICATION	QUALIFICATION	METHOD		
OPERATING TIME	1 HR.	30 DAYS	534	86	TEST		
TEMPERATURE (F)	217 (E)	340	85	86	TEST		MAINTENANCE REQUIREMENTS: REFERENCE 86, PRINT 8031-M-70-101-7S.
PRESSURE (PSIA)	17.4 (G)	77.7	85	86	TEST		
RELATIVE HUMIDITY (%)	100 (E)	100	85	86	TEST		
RADIATION	1.16 E6	2.04 E8	85	86	TEST		REMARKS: SPECIFIED RADIATION IS FOR HELB.
AGING	40 YRS.	40 YRS.	N/A	86	TEST & ANAL.		

DEFICIENCY RESOLUTION:

FACILITY: LGS UNIT: 1 DOCKET: 50-352 EQRR: 142

PREPARED BY: RDC DATE: 07/27/83 REVISION DATE: 08/02/83

REVIEWED BY: FMV DATE: 08/02/83

SYSTEM: ECCS PUMP ROOM HVAC

PLANT ID: ZS-76-203-28B

ACCY: SPEC: N/A
DEMON: N/A
REF: N/A

LOCATION: ROOM 508

RACK/PANEL: N/A

COMPONENT: LIMIT SWITCH
ASSOC COMP: STEAM FLOODING DAMPER
ASSOC COMP: N/A

MODEL NO.: EA740-20100 B/M-E.G.
ASSOC M/N: N/A
ASSOC M/N: N/A

ASSOC. DWG: LOC: M-1069
P&ID: M-76

MANUFACTU: NAMCO
ASSOC MANF: AMERICAN WARMING & VENTILATION
ASSOC MANF: N/A

SERIAL NO:
ASSOC S/N: N/A
ASSOC S/N: N/A

SERVICE: STEAM FLOODING DAMPER BFD-203-28B FOR THE CLEAN UP RECIRCULATION AREA.

P.O. NO: M-113

FUNCTION: PROVIDES INDICATION OF DAMPER POSITION. REQUIRED FOR HELB ONLY.

SUBMERGENCE: N/A

CHEMICAL SPRAY: N/A

PARAMETER	ENVIRONMENT		DOCUMENTATION REFERENCE		QUALIFICATION	OUTSTANDING ITEMS	INTERFACES:
	SPECIFICATION	QUALIFICATION	SPECIFICATION	QUALIFICATION	METHOD		LUGS: EQRR 171 CABLE: EQRR 22
OPERATING TIME	1 HR.	30 DAYS	534	86	TEST		
TEMPERATURE (F)	217 (E)	340	85	86	TEST		MAINTENANCE REQUIREMENTS: REFERENCE 86, PRINT 8031-M-70-101-7S.
PRESSURE (PSIA)	17.4 (G)	77.7	85	86	TEST		
RELATIVE HUMIDITY (%)	100 (E)	100	85	86	TEST		
RADIATION	1.16 E6	2.04 E8	85	86	TEST		REMARKS: SPECIFIED RADIATION IS FOR HELB.
AGING	40 YRS.	40 YRS.	N/A	86	TEST & ANAL.		

DEFICIENCY RESOLUTION:

PREPARED BY: RDC DATE: 07/27/83 REVISION DATE: 08/02/83

FACILITY: LGS UNIT: 1 DOCKET: 50-352 EQRR: 142

REVIEWED BY: FMV DATE: 08/02/83

SYSTEM: ECCS PUMP ROOM HVAC

ACCY: SPEC: N/A
DEMON: N/A
REF: N/A

LOCATION: ROOM 503

PLANT ID: ZS-76-203-29A

RACK/PANEL: N/A

COMPONENT: LIMIT SWITCH
ASSOC COMP: STEAM FLOODING DAMPER
ASSOC COMP: N/A

MODEL NO.: EA740-20100 B/M-E.G.
ASSOC M/N: N/A
ASSOC M/N: N/A

ASSOC. DWG: LOC: M-1069
P&ID: M-76

MANUFACTU: NAMCO
ASSOC MANF: AMERICAN WARMING & VENTILATION
ASSOC MANF: N/A

SERIAL NO:
ASSOC S/N: N/A
ASSOC S/N: N/A

SERVICE: STEAM FLOODING DAMPER BFD-203-29A FOR THE REGENERATIVE HEAT EXCHANGER AREA.

P.O. NO: M-113

FUNCTION: PROVIDES INDICATION OF DAMPER POSITION. REQUIRED FOR HELB ONLY.

SUBMERGENCE: N/A

CHEMICAL SPRAY: N/A

PARAMETER	ENVIRONMENT		DOCUMENTATION REFERENCE		QUALIFICATION	OUTSTANDING ITEMS	INTERFACES:
	SPECIFICATION	QUALIFICATION	SPECIFICATION	QUALIFICATION	METHOD		LUGS: EQRR 171 CABLE: EQRR 22
OPERATING TIME	1 HR.	30 DAYS	534	86	TEST		
TEMPERATURE (F)	214 (F)	340	85	86	TEST		MAINTENANCE REQUIREMENTS: REFERENCE 86, PRINT 8031-M-70-101-/S.
PRESSURE (PSIA)	17.5 (G)	77.7	85	86	TEST		
RELATIVE HUMIDITY (%)	100 (F)	100	85	86	TEST		
RADIATION	1.18 E6	2.04 E8	85	86	TEST		REMARKS: SPECIFIED RADIATION IS FOR HELB.
AGING	40 YRS.	40 YRS.	N/A	86	TEST & ANAL.		

DEFICIENCY RESOLUTION:

PREPARED BY: RDC DATE: 07/27/83 REVISION DATE: 08/02/83

FACILITY: LGS UNIT: 1 DOCKET: 50-352 EQRR: 142

REVIEWED BY: FMV DATE: 08/02/83

SYSTEM: ECCS PUMP ROOM HVAC

ACCY: SPEC: N/A
DEMON: N/A
REF: N/A

LOCATION: ROOM 503

PLANT ID: ZS-76-203-29B

RACK/PANEL: N/A

COMPONENT: LIMIT SWITCH
ASSOC COMP: STEAM FLOODING DAMPER
ASSOC COMP: N/A

MODEL NO.: EA740-20100 B/M-E.G.
ASSOC M/N: N/A
ASSOC M/N: N/A

ASSOC. DWG: LOC: M-1069
P&ID: M-76

MANUFACTU: NAMCO
ASSOC MANF: AMERICAN WARMING & VENTILATION
ASSOC MANF: N/A

SERIAL NO:
ASSOC S/N: N/A
ASSOC S/N: N/A

SERVICE: STEAM FLOODING DAMPER BFD-203-29B FOR THE REGENERATIVE HEAT EXCHANGER AREA.

P.O. NO: M-113

FUNCTION: PROVIDES INDICATION OF DAMPER POSITION. REQUIRED FOR HELB ONLY.

SUBMERGENCE: N/A

CHEMICAL SPRAY: N/A

PARAMETER	ENVIRONMENT		DOCUMENTATION REFERENCE		QUALIFICATION	OUTSTANDING ITEMS	INTERFACES:
	SPECIFICATION	QUALIFICATION	SPECIFICATION	QUALIFICATION	METHOD		LUGS: EQRR 171 CABLE: EQRR 22
OPERATING TIME	1 HR.	30 DAYS	534	86	TEST		
TEMPERATURE (F)	214 (F)	340	85	86	TEST		MAINTENANCE REQUIREMENTS: REFERENCE 86, PRINT 8031-M-70-101-7S.
PRESSURE (PSIA)	17.3 (G)	77.7	85	86	TEST		
RELATIVE HUMIDITY (%)	100 (F)	100	85	86	TEST		
RADIATION	1.18 E6	2.04 E8	85	86	TEST		REMARKS: SPECIFIED RADIATION IS FOR HELB.
AGING	40 YRS.	40 YRS.	N/A	86	TEST & ANAL.		

DEFICIENCY RESOLUTION:

PREPARED BY: RDC DATE: 07/27/83 REVISION DATE: 08/02/83

FACILITY: LGS UNIT: 1 DOCKET: 50-352 EQRR: 142

REVIEWED BY: FMV DATE: 08/02/83

SYSTEM: ECCS PUMP ROOM HVAC

PLANT ID: ZS-76-203-3A

COMPONENT: LIMIT SWITCH
ASSOC COMP: STEAM FLOODING DAMPER
ASSOC COMP: N/A

MANUFACTU: NAMCO
ASSOC MANF: AMERICAN WARMING & VENTILATION
ASSOC MANF: N/A

SERVICE: STEAM FLOODING DAMPER BPD-203-3A FOR THE MAIN STEAM TUNNEL.

FUNCTION: PROVIDES INDICATION OF DAMPER POSITION. REQUIRED FOR HELB ONLY.

ACCY: SPEC: N/A
DEMON: N/A
REF: N/A

MODEL NO.: EA740-20100 B/M-E.G.
ASSOC M/N: N/A
ASSOC M/N: N/A

SERIAL NO:
ASSOC S/N: N/A
ASSOC S/N: N/A

LOCATION: ROOM 506A

RACK/PANEL: N/A

ASSOC. DWG: LOC: M-1069
P&ID: M-76

P.O. NO: M-113

SUBMERGENCE: N/A

CHEMICAL SPRAY: N/A

PARAMETER	ENVIRONMENT		DOCUMENTATION REFERENCE		QUALIFICATION	OUTSTANDING ITEMS	INTERFACES: LUGS: EQRR 171 CABLE: EQRR 22
	SPECIFICATION	QUALIFICATION	SPECIFICATION	QUALIFICATION	METHOD		
OPERATING TIME	1 HR.	30 DAYS	534	86	TEST		
TEMPERATURE (F)	115	340	85	86	TEST		MAINTENANCE REQUIREMENTS: REFERENCE 86, PRINT 8031-M-70-101-7S.
PRESSURE (PSIA)	14.9	77.7	85	86	TEST		
RELATIVE HUMIDITY (%)	90	100	85	86	TEST		
RADIATION	2.28 E4	2.04 E8	85	86	TEST		REMARKS: SPECIFIED RADIATION IS FOR HELB.
AGING	40 YRS.	40 YRS.	N/A	86	TEST & ANAL.		

DEFICIENCY RESOLUTION:

PREPARED BY: RDC DATE: 07/27/83 REVISION DATE: 08/02/83

FACILITY: LGS UNIT: 1 DOCKET: 50-352 EQRR: 142

REVIEWED BY: FMV DATE: 08/02/83

SYSTEM: ECCS PUMP ROOM HVAC

PLANT ID: ZS-76-203-3B

ACCY: SPEC: N/A
DEMON: N/A
REF: N/A

LOCATION: ROOM 506A

RACK/PANEL: N/A

COMPONENT: LIMIT SWITCH
ASSOC COMP: STEAM FLOODING DAMPER
ASSOC COMP: N/A

MODEL NO.: EA740-20100 B/M-E.G.
ASSOC M/N: N/A
ASSOC M/N: N/A

ASSOC. DWG: LOC: M-1069
P&ID: M-76

MANUFACTU: NAMCO
ASSOC MANF: AMERICAN WARMING & VENTILATION
ASSOC MANF: N/A

SERIAL NO:
ASSOC S/N: N/A
ASSOC S/N: N/A

SERVICE: STEAM FLOODING DAMPER BPD-203-3B FOR THE MAIN STEAM TUNNEL.

P.O. NO: M-113

FUNCTION: PROVIDES INDICATION OF DAMPER POSITION. REQUIRED FOR HELB ONLY.

SUBMERGENCE: N/A

CHEMICAL SPRAY: N/A

PARAMETER	ENVIRONMENT		DOCUMENTATION REFERENCE		QUALIFICATION	OUTSTANDING ITEMS	INTERFACES:
	SPECIFICATION	QUALIFICATION	SPECIFICATION	QUALIFICATION	METHOD		LUGS: EQRR 171 CABLE: EQRR 22
OPERATING TIME	1 HR.	30 DAYS	534	86	TEST		
TEMPERATURE (F)	115	340	85	86	TEST		MAINTENANCE REQUIREMENTS: REFERENCE 86, PRINT 8031-M-70-101-7S.
PRESSURE (PSIA)	14.9	77.7	85	86	TEST		
RELATIVE HUMIDITY (%)	90	100	85	86	TEST		
RADIATION	2.28 E4	2.04 E8	85	86	TEST		REMARKS: SPECIFIED RADIATION IS FOR HELB.
AGING	40 YRS.	40 YRS.	N/A	86	TEST & ANAL.		

DEFICIENCY RESOLUTION:

PREPARED BY: RDC DATE: 07/27/83 REVISION DATE: 08/02/83

FACILITY: LGS UNIT: 1 DOCKET: 50-352 EQRR: 142

REVIEWED BY: FMV DATE: 08/02/83

SYSTEM: ECCS PUMP ROOM HVAC

ACCY:SPEC: N/A
DEMON: N/A
REF: N/A

LOCATION: ROOM 504

PLANT ID: Z -76-203-30A

RACK/PANEL: N/A

COMPONENT: LIMIT SWITCH
ASSOC COMP: STEAM FLOODING DAMPER
ASSOC COMP: N/A

MODEL NO.: EA740-20100 B/M-E.G.
ASSOC M/N: N/A
ASSOC M/N: N/A

ASSOC. DWG: LOC: M-1085
P&ID: M-76

MANUFACTU: NAMCO
ASSOC MANF: AMERICAN WARMING & VENTILATION
ASSOC MANF: N/A

SERIAL NO:
ASSOC S/N: N/A
ASSOC S/N: N/A

SERVICE: STEAM FLOODING DAMPER BPD-203-30A FOR THE NON-REGENERATIVE HEAT EXCHANGER ROOM.

P.O. NO: M-113

FUNCTION: PROVIDES INDICATION OF DAMPER POSITION. REQUIRED FOR HELB ONLY.

SUBMERGENCE: N/A

CHEMICAL SPRAY: N/A

PARAMETER	ENVIRONMENT		DOCUMENTATION REFERENCE		QUALIFICATION	OUTSTANDING ITEMS	INTERFACES:
	SPECIFICATION	QUALIFICATION	SPECIFICATION	QUALIFICATION	METHOD		LUGS: EQRR 171 CABLE: EQRR 22
OPERATING TIME	1 HR.	30 DAYS	534	86	TEST		
TEMPERATURE (F)	217 (D)	340	85	86	TEST		MAINTENANCE REQUIREMENTS: REFERENCE 86, PRINT 8031-M-70-101-7S.
PRESSURE (PSIA)	17.4 (G)	77.7	85	86	TEST		
RELATIVE HUMIDITY (%)	100 (D)	100	85	86	TEST		
RADIATION	4.02 E5	2.04 E8	85	86	TEST		REMARKS: SPECIFIED RADIATION IS FOR HELB.
AGING	40 YRS.	40 YRS.	N/A	86	TEST & ANAL.		

DEFICIENCY RESOLUTION:

PREPARED BY: RDC DATE: 07/27/83 REVISION DATE: 08/02/83

FACILITY: LGS UNIT: 1 DOCKET: 50-352 EQRR: 142

REVIEWED BY: FMV DATE: 08/02/83

SYSTEM: ECCS PUMP ROOM HVAC

PLANT ID: ZS-76-203-30B

COMPONENT: LIMIT SWITCH
ASSOC COMP: STEAM FLOODING DAMPER
ASSOC COMP: N/A

MANUFACTU: NAMCO
ASSOC MANF: AMERICAN WARMING & VENTILATION
ASSOC MANF: N/A

SERVICE: STEAM FLOODING DAMPER BPD-203-30B FOR THE NON-REGENERATIVE HEAT EXCHANGER ROOM.

FUNCTION: PROVIDES INDICATION OF DAMPER POSITION. REQUIRED FOR HELB ONLY.

ACCY: SPEC: N/A
DEMON: N/A
REF: N/A

MODEL NO.: EA740-20100 B/M-E.G.
ASSOC M/N: N/A
ASSOC M/N: N/A

SERIAL NO:
ASSOC S/N: N/A
ASSOC S/N: N/A

LOCATION: ROOM 504

RACK/PANEL: N/A

ASSOC. DWG: LOC: M-1085
P&ID: M-76

P.O. NO: 1-113

SUBMERGENCE: N/A

CHEMICAL SPRAY: N/A

PARAMETER	ENVIRONMENT		DOCUMENTATION REFERENCE		QUALIFICATION	OUTSTANDING ITEMS	INTERFACES:
	SPECIFICATION	QUALIFICATION	SPECIFICATION	QUALIFICATION	METHOD		LUGS: EQRR 171 CABLE: EQRR 22
OPERATING TIME	1 HR.	30 DAYS	534	86	TEST		
TEMPERATURE (F)	217 (D)	340	85	86	TEST		MAINTENANCE REQUIREMENTS: REFERENCE 86, PRINT 8031-M-70-101-7S.
PRESSURE (PSIA)	17.4 (G)	77.7	85	86	TEST		
RELATIVE HUMIDITY (%)	100 (D)	100	85	86	TEST		
RADIATION	4.02 E5	2.04 E8	85	86	TEST		REMARKS: SPECIFIED RADIATION IS FOR HELB.
AGING	40 YRS.	40 YRS.	N/A	86	TEST & ANAL.		

DEFICIENCY RESOLUTION:

PREPARED BY: RDC DATE: 07/27/83 REVISION DATE: 08/02/83

FACILITY: LGS UNIT: 1 DOCKET: 50-352 EQRR: 142

REVIEWED BY: FMV DATE: 08/02/83

SYSTEM: ECCS PUMP ROOM HVAC

PLANT ID: ZS-76-203-31A

COMPONENT: LIMIT SWITCH
ASSOC COMP: STEAM FLOODING DAMPER
ASSOC COMP: N/A

MANUFACTU: NAMCO
ASSOC MANF: AMERICAN WARMING & VENTILATION
ASSOC MANF: N/A

SERVICE: STEAM FLOODING DAMPER BPD-203-31A FOR THE NON-REGENERATIVE HEAT EXCHANGER ROOM.

FUNCTION: PROVIDES INDICATION OF DAMPER POSITION. REQUIRED FOR HELB ONLY.

ACCY: SPEC: N/A
DEMON: N/A
REF: N/A

MODEL NO.: EA740-20100 B/M-E.G.
ASSOC M/N: N/A
ASSOC M/N: N/A

SERIAL NO:
ASSOC S/N: N/A
ASSOC S/N: N/A

LOCATION: ROOM 505

RACK/PANEL: N/A

ASSOC. DWG: LOC: M-1085
P&ID: M-76

P.O. NO: M-113

SUBMERGENCE: N/A

CHEMICAL SPRAY: N/A

PARAMETER	ENVIRONMENT		DOCUMENTATION REFERENCE		QUALIFICATION	OUTSTANDING ITEMS	INTERFACES:
	SPECIFICATION	QUALIFICATION	SPECIFICATION	QUALIFICATION	METHOD		LUGS: EQRR 171 CABLE: EQRR 22
OPERATING TIME	1 HR.	30 DAYS	534	86	TEST		
TEMPERATURE (F)	217 (D)	340	85	86	TEST		MAINTENANCE REQUIREMENTS: REFERENCE 86, PRINT 8031-M-70-101-7S.
PRESSURE (PSIA)	17.4 (G)	77.7	85	86	TEST		
RELATIVE HUMIDITY (%)	100 (D)	100	85	86	TEST		
RADIATION	4.02 E5	2.04 E8	85	86	TEST		REMARKS: SPECIFIED RADIATION IS FOR HELB.
AGING	40 YRS.	40 YRS.	N/A	86	TEST & ANAL.		

DEFICIENCY RESOLUTION:

PREPARED BY: RDC DATE: 07/27/83 REVISION DATE: 08/02/83

FACILITY: LGS UNIT: 1 DOCKET: 50-352 EQRR: 142

REVIEWED BY: FMV DATE: 08/02/83

SYSTEM: ECCS PUMP ROOM HVAC

PLANT ID: ZS-76-203-31B

COMPONENT: LIMIT SWITCH
ASSOC COMP: STEAM FLOODING DAMPER
ASSOC COMP: N/A

MANUFACTU: NAMCO
ASSOC MANF: AMERICAN WARMING & VENTILATION
ASSOC MANF: N/A

SERVICE: STEAM FLOODING DAMPER BPD-203-31B FOR THE NON-REGENERATIVE HEAT EXCHANGER ROOM.

FUNCTION: PROVIDES INDICATION OF DAMPER POSITION. REQUIRED FOR HELB ONLY.

ACCY: SPEC: N/A
DEMON: N/A
REF: N/A

MODEL NO.: EA740-20100 B/M-E.G.
ASSOC M/N: N/A
ASSOC M/N: N/A

SERIAL NO:
ASSOC S/N: N/A
ASSOC S/N: N/A

LOCATION: ROOM 505

RACK/PANEL: N/A

ASSOC. DWG: LOC: M-1085
P&ID: M-76

P.O. NO: M-113

SUBMERGENCE: N/A

CHEMICAL SPRAY: N/A

PARAMETER	ENVIRONMENT		DOCUMENTATION REFERENCE		QUALIFICATION	OUTSTANDING ITEMS	INTERFACES:
	SPECIFICATION	QUALIFICATION	SPECIFICATION	QUALIFICATION	METHOD		LUGS: EQRR 171 CABLE: EQRR 22
OPERATING TIME	1 HR.	30 DAYS	534	86	TEST		
TEMPERATURE (F)	217 (D)	340	85	86	TEST		MAINTENANCE REQUIREMENTS: REFERENCE 86, PRINT 8031-M-70-101-7S.
PRESSURE (PSIA)	17.4 (G)	77.7	85	86	TEST		
RELATIVE HUMIDITY (%)	100 (D)	100	85	86	TEST		
RADIATION	4.02 E5	2.04 E8	85	86	TEST		REMARKS: SPECIFIED RADIATION IS FOR HELB.
AGING	40 YRS.	40 YRS.	N/A	86	TEST & ANAL.		

DEFICIENCY RESOLUTION:

PREPARED BY: RDC DATE: 07/27/83 REVISION DATE: 08/02/83

FACILITY: LGS UNIT: 1 DOCKET: 50-352 EQRR: 142

REVIEWED BY: FMV DATE: 08/02/83

SYSTEM: ECCS PUMP ROOM HVAC
ACCY: SPEC: N/A
DEMON: N/A
REF: N/A
LOCATION: ROOM 309

PLANT ID: ZS-76-203-37A
RACK/PANEL: N/A

COMPONENT: LIMIT SWITCH
MODEL NO.: EA740-20100 B/M-E.G.

ASSOC COMP: STEAM FLOODING DAMPER
ASSOC M/N: N/A
ASSOC. DWG: LOC: M-1091
P&ID: M-76

ASSOC COMP: N/A
ASSOC M/N: N/A

MANUFACTU: NAMCO
SERIAL NO:

ASSOC MANF: AMERICAN WARMING & VENTILATION
ASSOC S/N: N/A

ASSOC MANF: N/A
ASSOC S/N: N/A

SERVICE: STEAM FLOODING DAMPER BFD-203-37A FOR THE PIPE PENETRATION AREA, ELEVATION 217.

P.O. NO: M-113

FUNCTION: PROVIDES INDICATION OF DAMPER POSITION. REQUIRED FOR HELB ONLY.

SUBMERGENCE: N/A

CHEMICAL SPRAY: N/A

PARAMETER	ENVIRONMENT		DOCUMENTATION REFERENCE		QUALIFICATION	OUTSTANDING ITEMS	INTERFACES: LUGS: EQRR 171 CABLE: EQRR 22
	SPECIFICATION	QUALIFICATION	SPECIFICATION	QUALIFICATION	METHOD		
OPERATING TIME	1 HR.	30 DAYS	534	86	TEST		
TEMPERATURE (F)	264 (C)	340	85	86	TEST		MAINTENANCE REQUIREMENTS: REFERENCE 86, PRINT 8031-M-70-101-7S.
PRESSURE (PSIA)	16.1 (C)	77.7	85	86	TEST		
RELATIVE HUMIDITY (%)	100 (C)	100	85	86	TEST		
RADIATION	8.74 E5	2.04 E8	85	86	TEST		REMARKS: SPECIFIED RADIATION IS FOR HELB.
AGING	40 YRS.	40 YRS.	N/A	86	TEST & ANAL.		

DEFICIENCY RESOLUTION:

PREPARED BY: RDC DATE: 07/27/83 REVISION DATE: 08/02/83

FACILITY: LGS UNIT: 1 DOCKET: 50-352 EQRR: 142

REVIEWED BY: FMV DATE: 08/02/83

SYSTEM: ECCS PUMP ROOM HVAC

ACCY: SPEC: N/A
DEMON: N/A
REF: N/A

LOCATION: ROOM 309

PLANT ID: ZS-76-203-37B

RACK/PANEL: N/A

COMPONENT: LIMIT SWITCH

MODEL NO.: EA740-20100 B/M-E.G.

ASSOC COMP: STEAM FLOODING DAMPER

ASSOC M/N: N/A

ASSOC. DWG: LOC: M-1091

ASSOC COMP: N/A

ASSOC M/N: N/A

P&ID: M-76

MANUFACTU: NAMCO

SERIAL NO:

ASSOC MANF: AMERICAN WARMING & VENTILATION

ASSOC S/N: N/A

ASSOC MANF: N/A

ASSOC S/N: N/A

SERVICE: STEAM FLOODING DAMPER BFD-203-37B FOR THE PIPE PENETRATION AREA, ELEVATION 217.

P.O. NO: M-113

FUNCTION: PROVIDES INDICATION OF DAMPER POSITION. REQUIRED FOR HELB ONLY.

SUBMERGENCE: N/A

CHEMICAL SPRAY: N/A

PARAMETER	ENVIRONMENT		DOCUMENTATION REFERENCE		QUALIFICATION	OUTSTANDING ITEMS	INTERFACES: LUGS: EQRR 171 CABLE: EQRR 22
	SPECIFICATION	QUALIFICATION	SPECIFICATION	QUALIFICATION	METHOD		
OPERATING TIME	1 HR.	30 DAYS	534	86	TEST		
TEMPERATURE (F)	264 (C)	340	85	86	TEST		MAINTENANCE REQUIREMENTS: REFERENCE 86, PRINT 8031-M-70-101-7S.
PRESSURE (PSIA)	16.1 (C)	77.7	85	86	TEST		
RELATIVE HUMIDITY (%)	100 (C)	100	85	86	TEST		
RADIATION	8.74 E5	2.04 E8	85	86	TEST		REMARKS: SPECIFIED RADIATION IS FOR HELB.
AGING	40 YRS.	40 YRS.	N/A	86	TEST & ANAL.		

DEFICIENCY RESOLUTION:

PREPARED BY: RDC DATE: 07/27/83 REVISION DATE: 08/02/83

FACILITY: LGS UNIT: 1 DOCKET: 50-352 EQRR: 142

REVIEWED BY: FMV DATE: 08/02/83

SYSTEM: ECCS PUMP ROOM HVAC

PLANT ID: ZS-76-203-38A

COMPONENT: LIMIT SWITCH
ASSOC COMP: STEAM FLOODING DAMPER
ASSOC COMP: N/A

MANUFACTU: NAMCO
ASSOC MANF: AMERICAN WARMING & VENTILATION
ASSOC MANF: N/A

SERVICE: STEAM FLOODING DAMPER BFD-203-38A FOR THE PIPE PENETRATION AREA, ELEVATION 217.

FUNCTION: PROVIDES INDICATION OF DAMPER POSITION. REQUIRED FOR HELB ONLY.

ACCY: SPEC: N/A
DEMON: N/A
REF: N/A

MODEL NO.: EA740-20100 B/M-E.G.
ASSOC M/N: N/A
ASSOC M/N: N/A

SERIAL NO:
ASSOC S/N: N/A
ASSOC S/N: N/A

LOCATION: ROOM 304

RACK/PANEL: N/A

ASSOC. DWG: LOC: M-1091
P&ID: M-76

P.O. NO: M-113

SUBMERGENCE: N/A

CHEMICAL SPRAY: N/A

PARAMETER	ENVIRONMENT		DOCUMENTATION REFERENCE		QUALIFICATION	OUTSTANDING ITEMS
	SPECIFICATION	QUALIFICATION	SPECIFICATION	QUALIFICATION	METHOD	
OPERATING TIME	1 HR.	30 DAYS	534	86	TEST	
TEMPERATURE (F)	115	340	85	86	TEST	
PRESSURE (PSIA)	14.9	77.7	85	86	TEST	
RELATIVE HUMIDITY (%)	90	100	85	86	TEST	
RADIATION	2.58 E4	2.04 E8	85	86	TEST	
AGING	40 YRS.	40 YRS.	N/A	86	TEST & ANAL.	

INTERFACES:
LUGS: EQRR 171
CABLE: EQRR 22

MAINTENANCE REQUIREMENTS:
REFERENCE 86, PRINT 8031-M-70-101-7S.

REMARKS:
SPECIFIED RADIATION IS FOR HELB.

DEFICIENCY RESOLUTION:

PREPARED BY: RDC DATE: 07/27/83 REVISION DATE: 08/02/83

FACILITY: LGS UNIT: 1 DOCKET: 50-352 EQRR: 142

REVIEWED BY: FMV DATE: 08/02/83

SYSTEM: ECCS PUMP ROOM HVAC

PLANT ID: ZS-76-203-38B

ACCY: SPEC: N/A
DEMON: N/A
REF: N/A

LOCATION: ROOM 304

RACK/PANEL: N/A

COMPONENT: LIMIT SWITCH
ASSOC COMP: STEAM FLOODING DAMPER
ASSOC COMP: N/A

MODEL NO.: EA740-20100 B/M-E.G.
ASSOC M/N: N/A
ASSOC M/N: N/A

ASSOC. DWG: LOC: M-1091
P&ID: M-76

MANUFACTU: NAMCO
ASSOC MANF: AMERICAN WARMING & VENTILATION
ASSOC MANF: N/A

SERIAL NO:
ASSOC S/N: N/A
ASSOC S/N: N/A

SERVICE: STEAM FLOODING DAMPER BFD-203-38B FOR THE PIPE PENETRATION AREA, ELEVATION 217.

P.O. NO: M-113

FUNCTION: PROVIDES INDICATION OF DAMPER POSITION. REQUIRED FOR HELB ONLY.

SUBMERGENCE: N/A

CHEMICAL SPRAY: N/A

PARAMETER	ENVIRONMENT		DOCUMENTATION REFERENCE		QUALIFICATION	OUTSTANDING ITEMS	INTERFACES:
	SPECIFICATION	QUALIFICATION	SPECIFICATION	QUALIFICATION	METHOD		LUGS: EQRR 171 CABLE: EQRR 22
OPERATING TIME	1 HR.	30 DAYS	534	86	TEST		
TEMPERATURE (F)	115	340	85	86	TEST		MAINTENANCE REQUIREMENTS: REFERENCE 86, PRINT 8031-M-70-101-7S.
PRESSURE (PSIA)	14.9	77.7	85	86	TEST		
RELATIVE HUMIDITY (%)	90	100	85	86	TEST		
RADIATION	2.58 E4	2.04 E8	85	86	TEST		REMARKS: SPECIFIED RADIATION IS FOR HELB.
AGING	40 YRS.	40 YRS.	N/A	86	TEST & ANAL.		

DEFICIENCY RESOLUTION:

PREPARED BY: RDC DATE: 07/27/83 REVISION DATE: 08/02/83

FACILITY: LGS UNIT: 1 DOCKET: 50-352 EQRR: 142

REVIEWED BY: FMV DATE: 08/02/83

SYSTEM: ECCS PUMP ROOM HVAC
ACCY: SPEC: N/A DEMON: N/A REF: N/A
LOCATION: ROOM 304

PLANT ID: ZS-76-203-39A
RACK/PANEL: N/A

COMPONENT: LIMIT SWITCH
MODEL NO.: EA740-20100 B/M-E.G.

ASSOC COMP: STEAM FLOODING DAMPER
ASSOC M/N: N/A
ASSOC. DWG: LOC: M-1091 P&ID: M-76

ASSOC COMP: N/A
ASSOC M/N: N/A

MANUFACTU: NAMCO
SERIAL NO:

ASSOC MANF: AMERICAN WARMING & VENTILATION
ASSOC S/N: N/A

ASSOC MANF: N/A
ASSOC S/N: N/A

SERVICE: STEAM FLOODING DAMPER BFD-203-39A FOR THE PIPE PENETRATION AREA, ELEVATION 217.
P.O. NO: M-113

FUNCTION: PROVIDES INDICATION OF DAMPER POSITION. REQUIRED FOR HELB ONLY.
SUBMERGENCE: N/A

CHEMICAL SPRAY: N/A

PARAMETER	ENVIRONMENT		DOCUMENTATION REFERENCE		QUALIFICATION	OUTSTANDING ITEMS	INTERFACES: LUGS: EQRR 171 CABLE: EQRR 22
	SPECIFICATION	QUALIFICATION	SPECIFICATION	QUALIFICATION	METHOD		
OPERATING TIME	1 HR.	30 DAYS	534	86	TEST		
TEMPERATURE (F)	115	340	85	86	TEST		MAINTENANCE REQUIREMENTS: REFERENCE 86, PRINT 8031-M-70-101-7S.
PRESSURE (PSIA)	14.9	77.7	85	86	TEST		
RELATIVE HUMIDITY (%)	90	100	85	86	TEST		
RADIATION	2.58 E4	2.04 E8	85	86	TEST		REMARKS: SPECIFIED RADIATION IS FOR HELB.
AGING	40 YRS.	40 YRS.	N/A	86	TEST & ANAL.		

DEFICIENCY RESOLUTION:

PREPARED BY: RDC DATE: 07/27/83 REVISION DATE: 08/02/83

FACILITY: LGS UNIT: 1 DOCKET: 50-352 EQRR: 142

REVIEWED BY: FMV DATE: 08/02/83

SYSTEM: ECCS PUMP ROOM HVAC

ACCY: SPEC: N/A
DEMON: N/A
REF: N/A

LOCATION: ROOM 307

PLANT ID: ZS-76-203-39B

RACK/PANEL: N/A

COMPONENT: LIMIT SWITCH

MODEL NO.: EA740-20100 B/M-E.G.

ASSOC COMP: STEAM FLOODING DAMPER

ASSOC M/N: N/A

ASSOC. DWG: LOC: M-1075
P&ID: M-76

ASSOC COMP: N/A

ASSOC M/N: N/A

MANUFACTU: NAMCO

SERIAL NO:

ASSOC MANF: AMERICAN WARMING & VENTILATION

ASSOC S/N: N/A

ASSOC MANF: N/A

ASSOC S/N: N/A

SERVICE: STEAM FLOODING DAMPER BFD-203-39B FOR THE PIPE PENETRATION AREA, ELEVATION 217.

P.O. NO: M-113

FUNCTION: PROVIDES INDICATION OF DAMPER POSITION. REQUIRED FOR HELB ONLY.

SUBMERGENCE: N/A

CHEMICAL SPRAY: N/A

PARAMETER	ENVIRONMENT		DOCUMENTATION REFERENCE		QUALIFICATION	OUTSTANDING ITEMS	INTERFACES: LUGS: EQRR 171 CABLE: EQRR 22
	SPECIFICATION	QUALIFICATION	SPECIFICATION	QUALIFICATION	METHOD		
OPERATING TIME	1 HR.	30 DAYS	534	86	TEST		
TEMPERATURE (F)	264 (C)	340	85	86	TEST		MAINTENANCE REQUIREMENTS: REFERENCE 86, PRINT 8031-M-70-101-7S.
PRESSURE (PSIA)	16.1 (C)	77.7	85	86	TEST		
RELATIVE HUMIDITY (%)	100 (C)	100	85	86	TEST		
RADIATION	8.74 E5	2.04 E8	85	86	TEST		REMARKS: SPECIFIED RADIATION IS FOR HELB.
AGING	40 YRS.	40 YRS.	N/A	86	TEST & ANAL.		

DEFICIENCY RESOLUTION:

PREPARED BY: RDC DATE: 07/27/83 REVISION DATE: 08/02/83

FACILITY: LGS UNIT: 1 DOCKET: 50-352 EQRR: 142

REVIEWED BY: FMV DATE: 08/02/83

SYSTEM: ECCS PUMP ROOM HVAC

PLANT ID: ZS-76-203-4A

COMPONENT: LIMIT SWITCH
ASSOC COMP: STEAM FLOODING DAMPER
ASSOC COMP: N/A

MANUFACTU: NAMCO
ASSOC MANF: AMERICAN WARMING & VENTILATION
ASSOC MANF: N/A

SERVICE: STEAM FLOODING DAMPER BFD-203-4A FOR THE MAIN STEAM TUNNEL.

FUNCTION: PROVIDES INDICATION OF DAMPER POSITION. REQUIRED FOR HELB ONLY.

ACCY: SPEC: N/A
DEMON: N/A
REF: N/A

MODEL NO.: EA740-20100 B/M-E.G.
ASSOC M/N: N/A
ASSOC M/N: N/A

SERIAL NO:
ASSOC S/N: N/A
ASSOC S/N: N/A

LOCATION: ROOM 407

RACK/PANEL: N/A

ASSOC. DWG: LOC: M-1068
P&ID: M-76

P.O. NO: M-113

SUBMERGENCE: N/A

CHEMICAL SPRAY: N/A

PARAMETER	ENVIRONMENT		DOCUMENTATION REFERENCE		QUALIFICATION	OUTSTANDING ITEMS	INTERFACES:
	SPECIFICATION	QUALIFICATION	SPECIFICATION	QUALIFICATION	METHOD		LUGS: EQRR 171 CABLE: EQRR 22
OPERATING TIME	1 HR.	30 DAYS	534	86	TEST		
TEMPERATURE (F)	311 (H)	340	85	86	TEST		MAINTENANCE REQUIREMENTS: REFERENCE 86, PRINT 8031-M-70-101-7S.
PRESSURE (PSIA)	24.6 (H)	77.7	85	86	TEST		
RELATIVE HUMIDITY (%)	100 (H)	100	85	86	TEST		
RADIATION	1.38 E6	2.04 E8	85	86	TEST		REMARKS: SPECIFIED RADIATION IS FOR HELB.
AGING	40 YRS.	40 YRS.	N/A	86	TEST & ANAL.		

DEFICIENCY RESOLUTION:

PREPARED BY: RDC DATE: 07/27/83 REVISION DATE: 08/02/83

FACILITY: LGS UNIT: 1 DOCKET: 50-352 EQRR: 142

REVIEWED BY: FMV DATE: 08/02/83

SYSTEM: ECCS PUMP ROOM HVAC

ACCY: SPEC: N/A
DEMON: N/A
REF: N/A

LOCATION: ROOM 407

PLANT ID: ZS-76-203-4B

RACK/PANEL: N/A

COMPONENT: LIMIT SWITCH

MODEL NO.: EA740-20100 B/M-E.G.

ASSOC COMP: STEAM FLOODING DAMPER

ASSOC M/N: N/A

ASSOC. DWG: LOC: M-1068
P&ID: M-76

ASSOC COMP: N/A

ASSOC M/N: N/A

MANUFACTU: NAMCO

SERIAL NO:

ASSOC MANF: AMERICAN WARMING & VENTILATION

ASSOC S/N: N/A

ASSOC MANF: N/A

ASSOC S/N: N/A

SERVICE: STEAM FLOODING DAMPER BFD-203-4B FOR THE MAIN STEAM TUNNEL.

P.O. NO: M-113

FUNCTION: PROVIDES INDICATION OF DAMPER POSITION. REQUIRED FOR HELB ONLY.

SUBMERGENCE: N/A

CHEMICAL SPRAY: N/A

PARAMETER	ENVIRONMENT		DOCUMENTATION REFERENCE		QUALIFICATION	OUTSTANDING ITEMS	INTERFACES: LUGS: EQRR 171 CABLE: EQRR 22
	SPECIFICATION	QUALIFICATION	SPECIFICATION	QUALIFICATION	METHOD		
OPERATING TIME	1 HR.	30 DAYS	534	86	TEST		
TEMPERATURE (F)	311 (H)	340	85	86	TEST		MAINTENANCE REQUIREMENTS: REFERENCE 86, PRINT 8031-M-70-101-7S.
PRESSURE (PSIA)	24.6 (H)	77.7	85	86	TEST		
RELATIVE HUMIDITY (%)	100 (H)	100	85	86	TEST		
RADIATION	1.38 E6	2.04 E8	85	86	TEST		REMARKS: SPECIFIED RADIATION IS FOR HELB.
AGING	40 YRS.	40 YRS.	N/A	86	TEST & ANAL.		

DEFICIENCY RESOLUTION:

PREPARED BY: RDC DATE: 07/27/83 REVISION DATE: 08/02/83

FACILITY: LGS UNIT: 1 DOCKET: 50-352 EQRR: 142

REVIEWED BY: FMV DATE: 08/02/83

SYSTEM: ECCS PUMP ROOM HVAC

ACCY: SPEC: N/A
DEMON: N/A
REF: N/A

LOCATION: ROOM 505

PLANT ID: ZS-76-203-42A

RACK/PANEL: N/A

COMPONENT: LIMIT SWITCH
ASSOC COMP: STEAM FLOODING DAMPER
ASSOC COMP: N/A

MODEL NO.: EA740-20100 B/M-E.G.
ASSOC M/N: N/A
ASSOC M/N: N/A

ASSOC. DWG: LOC: M-1085
P&ID: M-76

MANUFACTU: NAMCO
ASSOC MANF: AMERICAN WARMING & VENTILATION
ASSOC MANF: N/A

SERIAL NO:
ASSOC S/N: N/A
ASSOC S/N: N/A

SERVICE: STEAM FLOODING DAMPER BFD-203-42A FOR THE NON-REGENERATIVE HEAT EXCHANGER ROOM.

P.O. NO: M-113

FUNCTION: PROVIDES INDICATION OF DAMPER POSITION. REQUIRED FOR HELB ONLY.

SUBMERGENCE: N/A

CHEMICAL SPRAY: N/A

PARAMETER	ENVIRONMENT		DOCUMENTATION REFERENCE		QUALIFICATION	OUTSTANDING ITEMS	INTERFACES: LUGS: EQRR 171 CABLE: EQRR 22
	SPECIFICATION	QUALIFICATION	SPECIFICATION	QUALIFICATION	METHOD		
OPERATING TIME	1 HR.	30 DAYS	534	86	TEST		
TEMPERATURE (F)	217 (D)	340	85	86	TEST		MAINTENANCE REQUIREMENTS: REFERENCE 86, PRINT 8031-M-70-101-7S.
PRESSURE (PSIA)	17.4 (G)	77.7	85	86	TEST		
RELATIVE HUMIDITY (Z)	100 (D)	100	85	86	TEST		
RADIATION	4.02 E5	2.04 E8	85	86	TEST		REMARKS: SPECIFIED RADIATION IS FOR HELB.
AGING	40 YRS.	40 YRS.	N/A	86	TEST & ANAL.		

DEFICIENCY RESOLUTION:

PREPARED BY: RDC DATE: 07/27/83 REVISION DATE: 08/02/83

FACILITY: LGT UNIT: 1 DOCKET: 50-352 EQRR: 142

REVIEWED BY: FMV DATE: 08/02/83

SYSTEM: ECCS PUMP ROOM HVAC

PLANT ID: ZS-76-203-42B

COMPONENT: LIMIT SWITCH
ASSOC COMP: STEAM FLOODING DAMPER
ASSOC COMP: N/A

MANUFACTU: HAMCO
ASSOC MANF: AMERICAN WARMING & VENTILATION
ASSOC MANF: N/A

SERVICE: STEAM FLOODING DAMPER BFD-203-42B FOR THE NON-REGENERATIVE HEAT EXCHANGER ROOM.

FUNCTION: PROVIDES INDICATION OF DAMPER POSITION. REQUIRED FOR HELB ONLY.

ACCY: SPEC: N/A
DEMON: N/A
REF: N/A

MODEL NO.: EA740-20100 B/M-E.G.
ASSOC M/N: N/A
ASSOC M/N: N/A

SERIAL NO:
ASSOC S/N: N/A
ASSOC S/N: N/A

LOCATION: ROOM 505

RACK/PANEL: N/A

ASSOC. DWG: LOC: M-1085
P&ID: M-76

P.O. NO: M-113

SUBMERGENCE: N/A

CHEMICAL SPRAY: N/A

PARAMETER	ENVIRONMENT		DOCUMENTATION REFERENCE		QUALIFICATION	OUTSTANDING ITEMS	INTERFACES:
	SPECIFICATION	QUALIFICATION	SPECIFICATION	QUALIFICATION	METHOD		LUGS: EQRR 171 CABLE: EQRR 22
OPERATING TIME	1 HR.	30 DAYS	534	86	TEST		
TEMPERATURE (F)	217 (D)	340	85	86	TEST		MAINTENANCE REQUIREMENTS: REFERENCE 86, PRINT 8031-M-70-101-75.
PRESSURE (PSIA)	17.4 (G)	77.7	85	86	TEST		
RELATIVE HUMIDITY (%)	100 (D)	100	85	86	TEST		
RADIATION	4.02 E5	2.04 E8	85	86	TEST		REMARKS: SPECIFIED RADIATION IS FOR HELB.
AGING	40 YRS.	40 YRS.	N/A	86	TEST & ANAL.		

DEFICIENCY RESOLUTION:

PREPARED BY: PDC DATE: 07/27/83 REVISION DATE: 08/02/83

FACILITY: LGS UNIT: 1 DOCKET: 50-352 EQRR: 142

REVIEWED BY: FMV DATE: 08/02/83

SYSTEM: ECCS PUMP ROOM HVAC

PLANT ID: ZS-76-203-43A

COMPONENT: LIMIT SWITCH

ASSOC COMP: STEAM FLOODING DAMPER

ASSOC COMP: N/A

MANUFACTU: HAMCO

ASSOC MANF: AMERICAN WARMING & VENTILATION

ASSOC MANF: N/A

SERVICE: STEAM FLOODING DAMPER BFD-203-43A FOR THE STEAM VENT TUNNEL.

FUNCTION: PROVIDES INDICATION OF DAMPER POSITION. REQUIRED FOR HELB ONLY.

ACCY:SPEC: N/A
DEMON: N/A
REF: N/A

MODEL NO.: EA740-20100 B/M-E.G.

ASSOC M/N: N/A

ASSOC M/N: N/A

SERIAL NO:

ASSOC S/N: N/A

ASSOC S/N: N/A

LOCATION: ROOM 522

RACK/PANEL: N/A

ASSOC. DWG: LOC: M-1080
P&ID: M-76

P.O. NO: M-113

SUBMERGENCE: N/A

CHEMICAL SPRAY: N/A

PARAMETER	ENVIRONMENT		DOCUMENTATION REFERENCE		QUALIFICATION	OUTSTANDING ITEMS	INTERFACES:
	SPECIFICATION	QUALIFICATION	SPECIFICATION	QUALIFICATION	METHOD		LUGS: EQRR 171 CABLE: EQRR 22
OPERATING TIME	1 HR.	30 DAYS	534	86	TEST		
TEMPERATURE (F)	210 (F)	340	85	86	TEST		MAINTENANCE REQUIREMENTS: REFERENCE 86, PRINT 8031-M-70-101-7S.
PRESSURE (PSIA)	17.4 (G)	77.7	85	86	TEST		
RELATIVE HUMIDITY (%)	100 (G)	100	85	86	TEST		
RADIATION	1.28 E6	2.04 E8	85	86	TEST		REMARKS: SPECIFIED RADIATION IS FOR HELB.
AGING	40 YRS.	40 YRS.	N/A	86	TEST & ANAL.		

DEFICIENCY RESOLUTION:

PREPARED BY: RDC DATE: 07/27/83 REVISION DATE: 08/02/83

FACILITY: LGS UNIT: 1 DOCKET: 50-352 EQRR: 142

REVIEWED BY: FMV DATE: 08/02/83

SYSTEM: ECCS PUMP ROOM HVAC

PLANT ID: ZS-76-203-43B

COMPONENT: LIMIT SWITCH

ASSOC COMP: STEAM FLOODING DAMPER

ASSOC COMP: N/A

MANUFACTU: NAMCO

ASSOC MANF: AMERICAN WARMING & VENTILATION

ASSOC MANF: N/A

SERVICE: STEAM FLOODING DAMPER BFD-203-43B FOR THE STEAM VENT TUNNEL.

FUNCTION: PROVIDES INDICATION OF DAMPER POSITION. REQUIRED FOR HELB ONLY.

ACCY: SPEC: N/A
DEMON: N/A
REF: N/A

MODEL NO.: EA740-20100 B/M-E.G.

SERIAL NO:

ASSOC M/N: N/A

ASSOC M/N: N/A

ASSOC S/N: N/A

ASSOC S/N: N/A

LOCATION: ROOM 522

RACK/PANEL: N/A

ASSOC. DWG: LOC: M-1080
P&ID: M-76

P.O. NO: M-113

SUBMERGENCE: N/A

CHEMICAL SPRAY: N/A

PARAMETER	ENVIRONMENT		DOCUMENTATION REFERENCE		QUALIFICATION	OUTSTANDING ITEMS	INTERFACES: LUGS: EQRR 171 CABLE: EQRR 22
	SPECIFICATION	QUALIFICATION	SPECIFICATION	QUALIFICATION	METHOD		
OPERATING TIME	1 HR.	30 DAYS	534	86	TEST		
TEMPERATURE (F)	210 (F)	340	85	86	TEST		MAINTENANCE REQUIREMENTS: REFERENCE 86, PRINT 8031-M-70-101-7S.
PRESSURE (PSIA)	17.4 (G)	77.7	85	86	TEST		
RELATIVE HUMIDITY (%)	100 (G)	100	85	86	TEST		
RADIATION	1.28 E6	2.04 E8	85	86	TEST		REMARKS: SPECIFIED RADIATION IS FOR HELB.
AGING	40 YRS.	40 YRS.	N/A	86	TEST & ANAL.		

DEFICIENCY RESOLUTION:

FACILITY: LGS UNIT: 1 DOCKET: 50-352 EQRR: 142

PREPARED BY: RDC DATE: 07/27/83 REVISION DATE: 08/02/83

REVIEWED BY: FMV DATE: 08/02/83

SYSTEM: ECCS PUMP ROOM HVAC

PLANT ID: ZS-76-203-44A

ACCY: SPEC: N/A
DEMON: N/A
REF: N/A

LOCATION: ROOM 522

RACK/PANEL: N/A

COMPONENT: LIMIT SWITCH
ASSOC COMP: STEAM FLOODING DAMPER
ASSOC COMP: N/A

MODEL NO.: EA740-20100 B/M-E.G.
ASSOC M/N: N/A
ASSOC M/N: N/A

ASSOC. DWG: LOC: M-1080
P&ID: M-76

MANUFACTU: NAMCO
ASSOC MANF: AMERICAN WARMING & VENTILATION
ASSOC MANF: N/A

SERIAL NO:
ASSOC S/N: N/A
ASSOC S/N: N/A

SERVICE: STEAM FLOODING DAMPER BPD-203-44A FOR THE STEAM VENT TUNNEL.

P.O. NO: M-113

FUNCTION: PROVIDES INDICATION OF DAMPER POSITION. REQUIRED FOR HELB ONLY.

SUBMERGENCE: N/A

CHEMICAL SPRAY: N/A

PARAMETER	ENVIRONMENT		DOCUMENTATION REFERENCE		QUALIFICATION	OUTSTANDING ITEMS	INTERFACES: LUGS: EQRR 171 CABLE: EQRR 22
	SPECIFICATION	QUALIFICATION	SPECIFICATION	QUALIFICATION	METHOD		
OPERATING TIME	1 HR.	30 DAYS	534	86	TEST		
TEMPERATURE (F)	210 (F)	340	85	86	TEST		MAINTENANCE REQUIREMENTS: REFERENCE 86, PRINT 8031-M-70-101-7S.
PRESSURE (PSIA)	17.4 (G)	77.7	85	86	TEST		
RELATIVE HUMIDITY (%)	100 (G)	100	85	86	TEST		
RADIATION	1.28 E6	2.04 E8	85	86	TEST		REMARKS: SPECIFIED RADIATION IS FOR HELB.
AGING	40 YRS.	40 YRS.	N/A	86	TEST & ANAL.		

DEFICIENCY RESOLUTION:

PREPARED BY: RDC DATE: 07/27/83 REVISION DATE: 08/02/83

FACILITY: LGS UNIT: 1 DOCKET: 50-352 EQRR: 142

REVIEWED BY: FMV DATE: 08/02/83

SYSTEM: ECCS PUMP ROOM HVAC

ACCY: SPEC: N/A
DEMON: N/A
REF: N/A

LOCATION: ROOM 522

PLANT ID: ZS-76-203-44B

RACK/PANEL: N/A

COMPONENT: LIMIT SWITCH
ASSOC COMP: STEAM FLOODING DAMPER
ASSOC COMP: N/A

MODEL NO.: EA740-20100 B/M-E.G.
ASSOC M/N: N/A
ASSOC M/N: N/A

ASSOC. DWG: LOC: M-1080
P&ID: M-76

MANUFACTU: NAMCO
ASSOC MANF: AMERICAN WARMING & VENTILATION
ASSOC MANF: N/A

SERIAL NO:
ASSOC S/N: N/A
ASSOC S/N: N/A

SERVICE: STEAM FLOODING DAMPER BFD-203-44B FOR THE STEAM VENT TUNNEL.

P.O. NO: M-113

FUNCTION: PROVIDES INDICATION OF DAMPER POSITION. REQUIRED FOR HELB ONLY.

SUBMERGENCE: N/A

CHEMICAL SPRAY: N/A

PARAMETER	ENVIRONMENT		DOCUMENTATION REFERENCE		QUALIFICATION	OUTSTANDING ITEMS	INTERFACES: LUGS: EQRR 171 CABLE: EQRR 22
	SPECIFICATION	QUALIFICATION	SPECIFICATION	QUALIFICATION	METHOD		
OPERATING TIME	1 HR.	30 DAYS	534	86	TEST		
TEMPERATURE (F)	210 (F)	340	85	86	TEST		MAINTENANCE REQUIREMENTS: REFERENCE 86, PRINT 8031-M-70-101-7S.
PRESSURE (PSIA)	17.4 (G)	77.7	85	86	TEST		
RELATIVE HUMIDITY (%)	100 (G)	100	85	86	TEST		
RADIATION	1.28 E6	2.04 E8	85	86	TEST		REMARKS: SPECIFIED RADIATION IS FOR HELB.
AGING	40 YRS.	40 YRS.	N/A	86	TEST & ANAL.		

DEFICIENCY RESOLUTION:

PREPARED BY: RDC DATE: 07/27/83 REVISION DATE: 08/02/83

FACILITY: LGS UNIT: 1 DOCKET: 50-352 EQRR: 142

REVIEWED BY: FMV DATE: 08/02/83

SYSTEM: ECCS PUMP ROOM HVAC

ACCY: SPEC: N/A
DEMON: N/A
REF: N/A

LOCATION: ROOM 508

PLANT ID: ZS-76-203-9A

RACK/PANEL: N/A

COMPONENT: LIMIT SWITCH
ASSOC COMP: STEAM FLOODING DAMPER
ASSOC COMP: N/A

MODEL NO.: EA740-20100 B/M-E.G.
ASSOC M/N: N/A
ASSOC M/N: N/A

ASSOC. DWG: LOC: M-1069
P&ID: M-76

MANUFACTU: NAMCO
ASSOC MANF: AMERICAN WARMING & VENTILATION
ASSOC MANF: N/A

SERIAL NO:
ASSOC S/N: N/A
ASSOC S/N: N/A

SERVICE: STEAM FLOODING DAMPER BFD-203-9A FOR THE CLEAN UP RECIRCULATION AREA.

P.O. NO: M-113

FUNCTION: PROVIDES INDICATION OF DAMPER POSITION. REQUIRED FOR HELB ONLY.

SUBMERGENCE: N/A

CHEMICAL SPRAY: N/A

PARAMETER	ENVIRONMENT		DOCUMENTATION REFERENCE		QUALIFICATION	OUTSTANDING ITEMS	INTERFACES: LUGS: EQRR 171 CABLE: EQRR 22
	SPECIFICATION	QUALIFICATION	SPECIFICATION	QUALIFICATION	METHOD		
OPERATING TIME	1 HR.	30 DAYS	534	86	TEST		
TEMPERATURE (F)	217 (E)	340	85	86	TEST		MAINTENANCE REQUIREMENTS: REFERENCE 86, PRINT 8031-M-70-101-7S.
PRESSURE (PSIA)	17.4 (G)	77.7	85	86	TEST		
RELATIVE HUMIDITY (%)	100 (E)	100	85	86	TEST		
RADIATION	1.16 E6	2.04 E8	85	86	TEST		REMARKS: SPECIFIED RADIATION IS FOR HELB.
AGING	40 YRS.	40 YRS.	N/A	86	TEST & ANAL.		

DEFICIENCY RESOLUTION:

PREPARED BY: RDC DATE: 07/27/83 REVISION DATE: 08/02/83

FACILITY: LGS UNIT: 1 DOCKET: 50-352 EQRR: 142

REVIEWED BY: FMV DATE: 08/02/83

SYSTEM: ECCS PUMP ROOM HVAC

PLANT ID: ZS-76-203-9B

COMPONENT: LIMIT SWITCH

ASSOC COMP: STEAM FLOODING DAMPER

ASSOC COMP: N/A

MANUFACTU: NAMCO

ASSOC MANF: AMERICAN WARMING & VENTILATION

ASSOC MANF: N/A

SERVICE: STEAM FLOODING DAMPER BFD-203-9B FOR THE CLEAN UP RECIRCULATION AREA.

FUNCTION: PROVIDES INDICATION OF DAMPER POSITION. REQUIRED FOR HELB ONLY.

ACCY: SPEC: N/A
DEMON: N/A
REF: N/A

MODEL NO.: EA740-20100 B/M-E.G.

ASSOC M/N: N/A

ASSOC M/N: N/A

SERIAL NO:

ASSOC S/N: N/A

ASSOC S/N: N/A

LOCATION: ROOM 508

RACK/PANEL: N/A

ASSOC. DWG: LOC: M-1069
P&ID: M-76

P.O. NO: M-113

SUBMERGENCE: N/A

CHEMICAL SPRAY: N/A

PARAMETER	ENVIRONMENT		DOCUMENTATION REFERENCE		QUALIFICATION	OUTSTANDING ITEMS	INTERFACES:
	SPECIFICATION	QUALIFICATION	SPECIFICATION	QUALIFICATION	METHOD		LUGS: EQRR 171 CABLE: EQRR 22
OPERATING TIME	1 HR.	30 DAYS	534	86	TEST		
TEMPERATURE (F)	217 (E)	340	85	86	TEST		MAINTENANCE REQUIREMENTS: REFERENCE 86, PRINT 8031-M-70-101-7S.
PRESSURE (PSIA)	17.4 (G)	77.7	85	86	TEST		
RELATIVE HUMIDITY (%)	100 (E)	100	85	86	TEST		
RADIATION	1.16 E6	2.04 E8	85	86	TEST		REMARKS: SPECIFIED RADIATION IS FOR HELB.
AGING	40 YRS.	40 YRS.	N/A	86	TEST & ANAL.		

DEFICIENCY RESOLUTION:

PREPARED BY: RDC DATE: 08/18/83 REVISION DATE: 01/03/84

FACILITY: LGS UNIT: 1 DOCKET: 50-352 EQRR: 159

REVIEWED BY: FMV DATE: 01/03/84

SYSTEM: ECCS PUMP ROOM HVAC

ACCY: SPEC: N/A
DEMON: N/A
REF: N/A

LOCATION: ROOM 402

PLANT ID: 76-FUSE-10C234

RACK/PANEL: 10C234

COMPONENT: FUSE
ASSOC COMP: N/A
ASSOC COMP: N/A

MODEL NO.: 358
ASSOC M/N: N/A
ASSOC M/N: N/A

ASSOC. DWG: LOC: M-1084
P&ID: N/A
ELEC: E-508

MANUFACTU: BUCHANAN
ASSOC MANF: N/A
ASSOC MANF: N/A

SERIAL NO:
ASSOC S/N: N/A
ASSOC S/N: N/A

SERVICE: REACTOR ENCLOSURE STEAM FLOODING DAMPERS.

P.O. NO: M-66

FUNCTION: PROVIDES OVERLOAD AND FAULT PROTECTION FOR CONTROL CIRCUIT.

SUBMERGENCE: N/A

CHEMICAL SPRAY: N/A

PARAMETER	ENVIRONMENT		DOCUMENTATION REFERENCE		QUALIFICATION	OUTSTANDING ITEMS	INTERFACES:
	SPECIFICATION	QUALIFICATION	SPECIFICATION	QUALIFICATION	METHOD		
OPERATING TIME	180 DAYS	180 DAYS	534,143	144	TEST & ANAL.		
TEMPERATURE (F)	120	135	85	144	TEST & ANAL.		MAINTENANCE REQUIREMENTS: REFERENCE 144
PRESSURE (PSIA)	14.7	14.7	85	144	TEST		
RELATIVE HUMIDITY (%)	90	90	85	144	TEST		
RADIATION	9.76 E5	4.35 E6	143	144	TEST		REMARKS:
AGING	40 YRS.	40 YRS.	N/A	144	TEST & ANAL.		

DEFICIENCY RESOLUTION:

PREPARED BY: RDC DATE: 08/18/83 REVISION DATE: 01/03/84

FACILITY: LGS UNIT: 1 DOCKET: 50-352 EQRR: 159

REVIEWED BY: FMV DATE: 01/03/84

SYSTEM: ECCS PUMP ROOM HVAC

ACCY: SPEC: N/A
DEMON: N/A
REF: N/A

LOCATION: ROOM 506B

PLANT ID: 76-FUSE-10C245

RACK/PANEL: 10C245

COMPONENT: FUSE
ASSOC COMP: N/A
ASSOC COMP: N/A

MODEL NO.: 358
ASSOC M/N: N/A
ASSOC M/N: N/A

ASSOC. DWG: LOC: M-1085
P&ID: N/A
ELEC: E-508

MANUFACTU: BUCHANAN
ASSOC MANF: N/A
ASSOC MANF: N/A

SERIAL NO:
ASSOC S/N: N/A
ASSOC S/N: N/A

SERVICE: REACTOR ENCLOSURE STEAM FLOODING DAMPERS.

P.O. NO: M-66

FUNCTION: PROVIDES OVERLOAD AND FAULT PROTECTION FOR CONTROL CIRCUIT.

SUBMERGENCE: N/A

CHEMICAL SPRAY: N/A

PARAMETER	ENVIRONMENT		DOCUMENTATION REFERENCE		QUALIFICATION	OUTSTANDING ITEMS	INTERFACES:
	SPECIFICATION	QUALIFICATION	SPECIFICATION	QUALIFICATION	METHOD		
OPERATING TIME	180 DAYS	180 DAYS	534,143	144	TEST & ANAL.		
TEMPERATURE (F)	120	135	85	144	TEST & ANAL.		MAINTENANCE REQUIREMENTS: REFERENCE 144
PRESSURE (PSIA)	14.7	14.7	85	144	TEST		
RELATIVE HUMIDITY (%)	90	90	85	144	TEST		
RADIATION	1.00 E5	4.35 E6	143	144	TEST		REMARKS:
AGING	40 YRS.	40 YRS.	N/A	144	TEST & ANAL.		

DEFICIENCY RESOLUTION:

PREPARED BY: FMV DATE: 02/29/84 REVISION DATE: 04/12/84

FACILITY: LGS UNIT: 1 DOCKET: 50-352 EQTP: 144

REVIEWED BY: WJB DATE: 04/12/84

SYSTEM: ECCS PUMP ROOM HVAC ACCY SPEC: N/A LOCATION: ROOM 200
DEMON: N/A
PLANT ID: 76-HS-1AC200 REF: N/A RACK/PANEL: 1AC200

COMPONENT: HANDSWITCH MODEL NO.: 5BM
ASSOC COMP: N/A ASSOC M/N: N/A ASSOC. DWG: LOC: M-1082
ASSOC COMP: N/A ASSOC M/N: N/A P&ID: M-76
ELEC: E-471

MANUFACTU: GENERAL ELECTRIC COMPANY SERIAL NO:
ASSOC MANF: N/A ASSOC S/N: N/A
ASSOC MANF: N/A ASSOC S/N: N/A

SERVICE: ECCS PUMP COMPARTMENT UNIT COOLERS.
P.O. NO: M-66 S/C

FUNCTION: CONTROLS ASSOCIATED UNIT COOLERS.
SUBMERGENCE: N/A
CHEMICAL SPRAY: N/A

PARAMETER	ENVIRONMENT		DOCUMENTATION REFERENCE		QUALIFICATION	OUTSTANDING ITEMS	INTERFACES:
	SPECIFICATION	QUALIFICATION	SPECIFICATION	QUALIFICATION	METHOD		
OPERATING TIME	160 DAYS	180 DAYS	78,544	161	TEST & ANAL.		
TEMPERATURE (F)	120	120	185	161	TEST & ANAL.		MAINTENANCE REQUIREMENTS:
PRESSURE (PSIA)	14.7	14.7	185	161	TEST		
RELATIVE HUMIDITY (%)	90	90	185	161	TEST		
RADIATION	1.1 E5	1.16 E7	185	161	TEST & ANAL.		REMARKS:
AGING	40 YRS.	15.57 YRS.	N/A	161	TEST & ANAL.		

DEFICIENCY RESOLUTION:

PREPARED BY: FMV DATE: 02/29/84 REVISION DATE: 04/12/84

FACILITY: LGS UNIT: 1 DOCKET: 50-352 EQPP: 144

REVIEWED BY: WJB DATE: 04/12/84

SYSTEM: ECCS PUMP ROOM HVAC

ACCY:SPEC: N/A
DESCN: N/A
REF: N/A

LOCATION: ROOM 207

PLANT ID: 76-HS-18C208

RACK/PANEL: 18C208

COMPONENT: HANDSWITCH

MODEL NO.: 5BM

ASSOC COMP: N/A

ASSOC M/N: N/A

ASSOC. DWG: LOC: M-1090
P&ID: M-76
ELEC: E-471

ASSOC COMP: N/A

ASSOC M/N: N/A

MANUFACTU: GENERAL ELECTRIC COMPANY

SERIAL NO:

ASSOC MANF: N/A

ASSOC S/N: N/A

ASSOC MANF: N/A

ASSOC S/N: N/A

SERVICE: ECCS PUMP COMPARTMENT UNIT COOLERS.

P.O. NO: M-66 S/C

FUNCTION: CONTROLS ASSOCIATED UNIT COOLERS.

SUBMERGENCE: N/A

CHEMICAL SPRAY: N/A

PARAMETER	ENVIRONMENT		DOCUMENTATION REFERENCE		QUALIFICATION	OUTSTANDING ITEMS	INTERFACES:
	SPECIFICATION	QUALIFICATION	SPECIFICATION	QUALIFICATION	METHOD		
OPERATING TIME	180 DAYS	180 DAYS	78.544	161	TEST & ANAL.		
TEMPERATURE (F)	120	120	85	161	TEST & ANAL.		MAINTENANCE REQUIREMENTS:
PRESSURE (PSIA)	14.7	14.7	85	161	TEST		
RELATIVE HUMIDITY (%)	90	90	85	161	TEST		
RADIATION	6.71 E4	3.18 E7	85	161	TEST & ANAL.		REMARKS:
AGING	40 YRS.	5.57 YRS.	N/A	161	TEST & ANAL.		

DEFICIENCY RESOLUTION:

PREPARED BY: FMV DATE: 02/29/84 REVISION DATE: 04/12/84

FACILITY: LGS UNIT: 1 DOCKET: 50-352 EQRR: 144

REVIEWED BY: WJB DATE: 04/12/84

SYSTEM: ECCS PUMP ROOM HVAC

ACCY: SPEC: N/A
DEMON: N/A
REF: N/A

LOCATION: ROOM 200

PLANT ID: 76-HS-1CC208

RACK/PANEL: 1CC208

COMPONENT: HANDSWITCH
ASSOC COMP: N/A
ASSOC COMP: N/A

MODEL NO.: SBM
ASSOC M/N: N/A
ASSOC M/N: N/A

ASSOC. DWG: LOC: M-1082
P&ID: M-76
ELEC: E-471

MANUFACTU: GENERAL ELECTRIC COMPANY
ASSOC MANF: N/A
ASSOC MANF: N/A

SERIAL NO:
ASSOC S/N: N/A
ASSOC S/N: N/A

SERVICE: ECCS PUMP COMPARTMENT UNIT COOLERS.

P.O. NO: M-66 S/C

FUNCTION: CONTROLS ASSOCIATED UNIT COOLERS.

SUBMERGENCE: N/A

CHEMICAL SPRAY: N/A

PARAMETER	ENVIRONMENT		DOCUMENTATION REFERENCE		QUALIFICATION	OUTSTANDING ITEMS	INTERFACES:
	SPECIFICATION	QUALIFICATION	SPECIFICATION	QUALIFICATION	METHOD		
OPERATING TIME	180 DAYS	180 DAYS	78,544	161	TEST & ANAL.		
TEMPERATURE (F)	120	120	85	161	TEST & ANAL.		MAINTENANCE REQUIREMENTS:
PRESSURE (PSIA)	14.7	14.7	85	161	TEST		
RELATIVE HUMIDITY (%)	90	90	85	161	TEST		
RADIATION	5.6 E5	3.18 E7	85	161	TEST & ANAL.		REMARKS:
AGING	40 YRS.	5.57 YRS.	N/A	161	TEST & ANAL.		

DEFICIENCY RESOLUTION:

PREPARED BY: FMV DATE: 02/29/84 REVISION DATE: 04/12/84

FACILITY: LGS UNIT: 1 DOCKET: 50-352 EQRR: 144

REVIEWED BY: WJB DATE: 04/12/84

SYSTEM: ECCS PUMP ROOM HVAC

ACCY: SPEC: N/A
DEMON: N/A
REF: N/A

LOCATION: ROOM 207

PLANT ID: 76-HS-10C208

RACK/PANEL: 1DC208

COMPONENT: HANDSWITCH
ASSOC COMP: N/A
ASSOC COMP: N/A

MODEL NO.: SBM
ASSOC M/N: N/A
ASSOC M/N: N/A

ASSOC. DWG: LOC: M-1090
P&ID: M-76
ELEC: E-471

MANUFACTU: GENERAL ELECTRIC COMPANY
ASSOC MANF: N/A
ASSOC MANF: N/A

SERIAL NO:
ASSOC S/N: N/A
ASSOC S/N: N/A

SERVICE: ECCS PUMP COMPARTMENT UNIT COOLERS.

P.O. NO: M-66 S/C

FUNCTION: CONTROLS ASSOCIATED UNIT COOLERS.

SUBMERGENCE: N/A

CHEMICAL SPRAY: N/A

PARAMETER	ENVIRONMENT		DOCUMENTATION REFERENCE		QUALIFICATION	OUTSTANDING ITEMS	INTERFACES:
	SPECIFICATION	QUALIFICATION	SPECIFICATION	QUALIFICATION	METHOD		
OPERATING TIME	180 DAYS	180 DAYS	78,544	161	TEST & ANAL.		
TEMPERATURE (F)	120	120	85	161	TEST & ANAL.		MAINTENANCE REQUIREMENTS:
PRESSURE (PSIA)	14.7	14.7	85	161	TEST		
RELATIVE HUMIDITY (%)	90	90	85	161	TEST		
RADIATION	6.71 E4	3.18 E7	85	161	TEST & ANAL.		REMARKS:
AGING	40 YRS.	5.57 YRS.	N/A	161	TEST & ANAL.		

DEFICIENCY RESOLUTION:

PREPARED BY: FMV DATE: 03/05/84 REVISION DATE: 04/12/84

FACILITY: LGS UNIT: 1 DOCKET: 50-352 EQRR: 159

REVIEWED BY: WJB DATE: 04/12/84

SYSTEM: ECCS PUMP ROOM HVAC

ACCY: SPEC: N/A
DEMON: N/A
REF: N/A

LOCATION: ROOM 402

PLANT ID: 76-HS-10C234

RACK/PANEL: 10C234
N/A

COMPONENT: HANDSWITCH
ASSOC COMP: N/A
ASSOC COMP: N/A

MODEL NO.: CR2940VB203A
ASSOC M/N: N/A
ASSOC M/N: N/A

ASSOC. DWG: LOC: M-1084
P&ID: M-76
ELEC.: E-508

MANUFACTU: GENERAL ELECTRIC COMPANY
ASSOC MANF: N/A
ASSOC MANF: N/A

SERIAL NO: N/A
ASSOC S/N: N/A
ASSOC S/N: N/A

SERVICE: REACTOR ENCLOSURE STEAM FLOODING DAMPERS.

P.O. NO: M-66

FUNCTION: CONTROLS ASSOCIATED DAMPER. NO ACTIVE SAFETY FUNCTION REQUIRED FOR LOCA AND ALL HELBS.

SUBMERGENCE: N/A

CHEMICAL SPRAY: N/A
N/A

PARAMETER	ENVIRONMENT		DOCUMENTATION REFERENCE		QUALIFICATION	OUTSTANDING ITEMS	INTERFACES:
	SPECIFICATION	QUALIFICATION	SPECIFICATION	QUALIFICATION	METHOD		
OPERATING TIME	180 DAYS	180 DAYS	143	144	TEST & ANAL.		
TEMPERATURE (F)	120	180	85	144	TEST & ANAL.		MAINTENANCE REQUIREMENTS:
PRESSURE (PSIA)	14.7	14.7	85	144	TEST		
RELATIVE HUMIDITY (%)	90	90	85	144	TEST		
RADIATION	9.76 E5	4.35 E6	85	144	TEST		REMARKS:
AGING	40 YRS.	40 YRS.	N/A	144	TEST & ANAL.		

DEFICIENCY RESOLUTION:

PREPARED BY: FMV DATE: 03/05/84 REVISION DATE: 04/12/84

FACILITY: LGS UNIT: 1 DOCKET: 50-352 EQRR: 159

REVIEWED BY: WJB DATE: 04/12/84

SYSTEM: ECCS PUMP ROOM HVAC

PLANT ID: 76-HS-10C245

COMPONENT: HANDSWITCH
ASSOC COMP: N/A
ASSOC COMP: N/A

MANUFACTU: GENERAL ELECTRIC COMPANY
ASSOC MANF: N/A
ASSOC MANF: N/A

ACCY: SPEC: N/A
DEMON: N/A
REF: N/A

MODEL NO.: CR2940VB203A
ASSOC M/N: N/A
ASSOC M/N: N/A

SERIAL NO: N/A
ASSOC S/N: N/A
ASSOC S/N: N/A

LOCATION: ROOM 506B

RACK/PANEL: 10C245
N/A

ASSOC. DWG: LOC: M-1085
P&ID: M-76
ELEC: E-508

SERVICE: REACTOR ENCLOSURE STEAM FLOODING DAMPERS.

P.O. NO: M-66

FUNCTION: CONTROLS ASSOCIATED DAMPER. NO ACTIVE SAFETY FUNCTION.
REQUIRED FOR LOCA AND ALL HELBS.

SUBMERGENCE: N/A

CHEMICAL SPRAY: N/A
N/A

PARAMETER	ENVIRONMENT		DOCUMENTATION REFERENCE		QUALIFICATION	OUTSTANDING ITEMS	INTERFACES:
	SPECIFICATION	QUALIFICATION	SPECIFICATION	QUALIFICATION	METHOD		
OPERATING TIME	180 DAYS	180 DAYS	143	144	TEST & ANAL.		
TEMPERATURE (F)	120	180	85	144	TEST & ANAL.		MAINTENANCE REQUIREMENTS:
PRESSURE (PSIA)	14.7	14.7	85	144	TEST		
RELATIVE HUMIDITY (%)	90	90	85	144	TEST		
RADIATION	1.00 E5	4.35 E6	85	144	TEST		REMARKS:
AGING	40 YRS.	40 YRS.	N/A	144	TEST & ANAL.		

DEFICIENCY RESOLUTION:

PREPARED BY: RDC DATE: 09/21/83 REVISION DATE: 01/03/84

FACILITY: LGS UNIT: 1 DOCKET: 50-352 EQRR: 159

REVIEWED BY: FMV DATE: 01/03/84

SYSTEM: ECCS PUMP ROOM HVAC

ACCY: SPEC: N/A
DEMON: N/A
REF: N/A

LOCATION: ROOM 200

PLANT ID: 76-LT-1AC208

RACK/PANEL: 1AC208

COMPONENT: INDICATING LAMP
ASSOC COMP: N/A
ASSOC COMP: N/A

MODEL NO.: ET-6 SERIES
ASSOC M/N: N/A
ASSOC M/N: N/A

ASSOC. DWG: LOC: M-1082
P&ID: M-76
ELEC: E-471

MANUFACTU: GENERAL ELECTRIC COMPANY
ASSOC MANF: N/A
ASSOC MANF: N/A

SERIAL NO:
ASSOC S/N: N/A
ASSOC S/N: N/A

SERVICE: ECCS PUMP COMPARTMENT UNIT COOLERS.

P.O. NO: M-66

FUNCTION: COMPONENT INCLUDED IN CLASS 1E CIRCUIT.
NO ACTIVE POST LOCA SAFETY FUNCTION.

SUBMERGENCE: N/A

CHEMICAL SPRAY: N/A

PARAMETER	ENVIRONMENT		DOCUMENTATION REFERENCE		QUALIFICATION	OUTSTANDING ITEMS	INTERFACES:
	SPECIFICATION	QUALIFICATION	SPECIFICATION	QUALIFICATION	METHOD		
OPERATING TIME	180 DAYS	180 DAYS	78	144	TEST & ANAL.		
TEMPERATURE (F)	120	135	85	144	TEST & ANAL.		MAINTENANCE REQUIREMENTS:
PRESSURE (PSIA)	14.7	14.7	85	144	TEST		
RELATIVE HUMIDITY (%)	90	90	85	144	TEST		
RADIATION	3.70 E6	3.93 E7	85	144	TEST		REMARKS:
AGING	40 YRS.	40 YRS.	N/A	144	TEST & ANAL.		

DEFICIENCY RESOLUTION:

PREPARED BY: RDC DATE: 09/21/83 REVISION DATE: 01/03/84

FACILITY: LGS UNIT: 1 DOCKET: 50-352 EQRR: 159

REVIEWED BY: FMV DATE: 01/03/84

SYSTEM: ECCS PUMP ROOM HVAC

ACCY: SPEC: N/A
DEMON: N/A
REF: N/A

LOCATION: ROOM 207

PLANT ID: 76-LT-1BC208

RACK/PANEL: 1BC208

COMPONENT: INDICATING LAMP
ASSOC COMP: N/A
ASSOC COMP: N/A

MODEL NO.: ET-6 SERIES
ASSOC M/N: N/A
ASSOC M/N: N/A

ASSOC. DWG: LOC: M-1090
P&ID: M-76
ELEC: E-471

MANUFACTU: GENERAL ELECTRIC COMPANY
ASSOC MANF: N/A
ASSOC MANF: N/A

SERIAL NO:
ASSOC S/N: N/A
ASSOC S/N: N/A

SERVICE: ECCS PUMP COMPARTMENT UNIT COOLERS.

P.O. NO: M-66

FUNCTION: COMPONENT INCLUDED IN CLASS 1E CIRCUIT.
NO ACTIVE POST LOCA SAFETY FUNCTION.

SUBMERGENCE: N/A

CHEMICAL SPRAY: N/A

PARAMETER	ENVIRONMENT		DOCUMENTATION REFERENCE		QUALIFICATION	OUTSTANDING ITEMS	INTERFACES:
	SPECIFICATION	QUALIFICATION	SPECIFICATION	QUALIFICATION	METHOD		
OPERATING TIME	180 DAYS	180 DAYS	78,143	144	TEST & ANAL.		
TEMPERATURE (F)	120	135	85	144	TEST & ANAL.		MAINTENANCE REQUIREMENTS: REFERENCE 144
PRESSURE (PSIA)	14.7	14.7	85	144	TEST		
RELATIVE HUMIDITY (%)	90	90	85	144	TEST		
RADIATION	3.70 E6	3.93 E7	78,143	144	TEST		REMARKS:
AGING	40 YRS.	40 YRS.	N/A	144	TEST & ANAL.		

DEFICIENCY RESOLUTION:

PREPARED BY: RDC DATE: 09/21/83 REVISION DATE: 01/03/84

FACILITY: LGS UNIT: 1 DOCKET: 50-352 EQRR: 159

REVIEWED BY: FMV DATE: 01/03/84

SYSTEM: ECCS PUMP ROOM HVAC

ACCY: SPEC: N/A
DEMON: N/A
REF: N/A

LOCATION: ROOM 200

PLANT ID: 76-LT-1CC208

RACK/PANEL: 1CC208

COMPONENT: INDICATING LAMP
ASSOC COMP: N/A
ASSOC COMP: N/A

MODEL NO.: ET-6 SERIES
ASSOC M/N: N/A
ASSOC M/N: N/A

ASSOC. DWG: LOC: M-1082
P&ID: M-76
ELEC: E-471

MANUFACTU: GENERAL ELECTRIC COMPANY
ASSOC MANF: N/A
ASSOC MANF: N/A

SERIAL NO:
ASSOC S/N: N/A
ASSOC S/N: N/A

SERVICE: ECCS PUMP COMPARTMENT UNIT COOLERS.

P.O. NO: M-66

FUNCTION: COMPONENT INCLUDED IN CLASS 1E CIRCUIT.
NO ACTIVE POST LOCA SAFETY FUNCTION.

SUBMERGENCE: N/A

CHEMICAL SPRAY: N/A

PARAMETER	ENVIRONMENT		DOCUMENTATION REFERENCE		QUALIFICATION	OUTSTANDING ITEMS	INTERFACES:
	SPECIFICATION	QUALIFICATION	SPECIFICATION	QUALIFICATION	METHOD		
OPERATING TIME	180 DAYS	180 DAYS	78,143	144	TEST & ANAL.		
TEMPERATURE (F)	120	135	85	144	TEST & ANAL.		MAINTENANCE REQUIREMENTS: REFERENCE 144
PRESSURE (PSIA)	14.7	14.7	85	144	TEST		
RELATIVE HUMIDITY (%)	90	90	85	144	TEST		
RADIATION	3.70 E6	3.93 E7	78,143	144	TEST		REMARKS:
AGING	40 YRS.	40 YRS.	N/A	144	TEST & ANAL.		

DEFICIENCY RESOLUTION:

PREPARED BY: RDC DATE: 09/21/83 REVISION DATE: 01/03/84

FACILITY: LGS UNIT: 1 DOCKET: 50-352 EQRR: 159

REVIEWED BY: FMV DATE: 01/03/84

SYSTEM: ECCS PUMP ROOM HVAC

ACCY: SPEC: N/A
DEMON: N/A
REF: N/A

LOCATION: ROOM 207

PLANT ID: 76-LT-1DC208

RACK/PANEL: 1DC208

COMPONENT: INDICATING LAMP
ASSOC COMP: N/A
ASSOC COMP: N/A

MODEL NO.: ET-6 SERIES
ASSOC M/N: N/A
ASSOC M/N: N/A

ASSOC. DWG: LOC: M-1090
P&ID: M-76
ELEC: E-471

MANUFACTU: GENERAL ELECTRIC COMPANY
ASSOC MANF: N/A
ASSOC MANF: N/A

SERIAL NO:
ASSOC S/N: N/A
ASSOC S/N: N/A

SERVICE: ECCS PUMP COMPARTMENT UNIT COOLERS.

P.O. NO: M-66

FUNCTION: COMPONENT INCLUDED IN CLASS 1E CIRCUIT.
NO ACTIVE POST LOCA SAFETY FUNCTION.

SUBMERGENCE: N/A

CHEMICAL SPRAY: N/A

PARAMETER	ENVIRONMENT		DOCUMENTATION REFERENCE		QUALIFICATION	OUTSTANDING ITEMS	INTERFACES:
	SPECIFICATION	QUALIFICATION	SPECIFICATION	QUALIFICATION	METHOD		
OPERATING TIME	180 DAYS	180 DAYS	78,143	144	TEST & ANAL.		
TEMPERATURE (F)	120	135	85	144	TEST & ANAL.		MAINTENANCE REQUIREMENTS: REFERENCE 144
PRESSURE (PSIA)	14.7	14.7	85	144	TEST		
RELATIVE HUMIDITY (%)	90	90	85	144	TEST		
RADIATION	3.70 E6	3.93 E7	143	144	TEST		REMARKS:
AGING	40 YRS.	40 YRS.	N/A	144	TEST & ANAL.		

DEFICIENCY RESOLUTION:

PREPARED BY: RDC DATE: 09/21/83 REVISION DATE: 02/14/84

FACILITY: LGS UNIT: 1 DOCKET: 50-352 EQRR: 159

REVIEWED BY: FMV DATE: 02/14/84

SYSTEM: ECCS PUMP ROOM HVAC

ACCY: SPEC: N/A
DENON: N/A
REF: N/A

LOCATION: ROOM 402

PLANT ID: 76-LT-10C234

RACK/PANEL: 10C234

COMPONENT: INDICATING LAMP
ASSOC COMP: N/A
ASSOC COMP: N/A

MODEL NO.: ET-6 SERIES
ASSOC M/N: N/A
ASSOC M/N: N/A

ASSOC. DWG: LOC: M-1084
P&ID: M-76
ELEC: E-508

MANUFACTU: GENERAL ELECTRIC COMPANY
ASSOC MANF: N/A
ASSOC MANF: N/A

SERIAL NO:
ASSOC S/N: N/A
ASSOC S/N: N/A

SERVICE: REACTOR ENCLOSURE STEAM FLOODING DAMPERS.

P.O. NO: M-66

FUNCTION: COMPONENT INCLUDED IN CLASS 1E CIRCUIT.
NO ACTIVE POST LOCA SAFETY FUNCTION.

SUBMERGENCE: N/A

CHEMICAL SPRAY: N/A

PARAMETER	ENVIRONMENT		DOCUMENTATION REFERENCE		QUALIFICATION	OUTSTANDING ITEMS	INTERFACES:
	SPECIFICATION	QUALIFICATION	SPECIFICATION	QUALIFICATION	METHOD		
OPERATING TIME	180 DAYS	180 DAYS	78,143	144	TEST & ANAL.		
TEMPERATURE (F)	120	135	85	144	TEST & ANAL.		MAINTENANCE REQUIREMENTS: REFERENCE 144
PRESSURE (PSIA)	14.7	14.7	85	144	TEST		
RELATIVE HUMIDITY (%)	90	90	85	144	TEST		
RADIATION	9.76 E5	3.93 E7	143	144	TEST		REMARKS:
AGING	40 YRS.	40 YRS.	N/A	144,159	TEST & ANAL.		

DEFICIENCY RESOLUTION:

PREPARED BY: RDC DATE: 09/21/83 REVISION DATE: 02/14/84

FACILITY: LGS UNIT: 1 DOCKET: 50-352 EQRR: 159

REVIEWED BY: FMV DATE: 02/14/84

SYSTEM: ECCS PUMP ROOM HVAC

ACCY: SPEC: N/A
DEMON: N/A
REF: N/A

LOCATION: ROOM 506B

PLANT ID: 76-LT-10C245

RACK/PANEL: 10C245

COMPONENT: INDICATING LAMP
ASSOC COMP: N/A
ASSOC COMP: N/A

MODEL NO.: ET-6 SERIES
ASSOC M/N: N/A
ASSOC M/N: N/A

ASSOC. DWG: LOC: M-1085
P&ID: M-76
ELEC: E-508

MANUFACTU: GENERAL ELECTRIC COMPANY
ASSOC MANF: N/A
ASSOC MANF: N/A

SERIAL NO:
ASSOC S/N: N/A
ASSOC S/N: N/A

SERVICE: REACTOR ENCLOSURE STEAM FLOODING DAMPERS.

P.O. NO: M-66

FUNCTION: COMPONENT INCLUDED IN CLASS 1E CIRCUIT.
NO ACTIVE POST LOCA SAFETY FUNCTION.

SUBMERGENCE: N/A

CHEMICAL SPRAY: N/A

PARAMETER	ENVIRONMENT		DOCUMENTATION REFERENCE		QUALIFICATION	OUTSTANDING ITEMS	INTERFACES:
	SPECIFICATION	QUALIFICATION	SPECIFICATION	QUALIFICATION	METHOD		
OPERATING TIME	180 DAYS	180 DAYS	78,143	144	TEST & ANAL.		
TEMPERATURE (F)	120	135	85	144	TEST & ANAL.		MAINTENANCE REQUIREMENTS: REFERENCE 144
PRESSURE (PSIA)	14.7	14.7	85	144	TEST		
RELATIVE HUMIDITY (%)	90	90	85	144	TEST		
RADIATION	1.00 E5	3.93 E7	143	144	TEST		REMARKS:
AGING	40 YRS.	40 YRS.	N/A	144,159	TEST & ANAL.		

DEFICIENCY RESOLUTION:

PREPARED BY: RDC DATE: 09/21/83 REVISION DATE: 01/31/84

FACILITY: LGS UNIT: 1 DOCKET: 50-352 EQRR: 159

REVIEWED BY: FMV DATE: 01/31/84

SYSTEM: ECCS PUMP ROOM HVAC

ACCY: SPEC: N/A
DEMON: N/A
REF: N/A

LOCATION: ROOM 402

PLANT ID: 76-RELAY-10C234

RACK/PANEL: 10C234

COMPONENT: RELAY
ASSOC COMP: N/A
ASSOC COMP: N/A

MODEL NO.: GPDGLM
ASSOC M/N: N/A
ASSOC M/N: N/A

ASSOC. DWG: LOC: M-1084
P&ID: M-76
ELEC: E-508

MANUFACTU: AGASTAT (AMERACE)
ASSOC MANF: N/A
ASSOC MANF: N/A

SERIAL NO:
ASSOC S/N: N/A
ASSOC S/N: N/A

SERVICE: REACTOR ENCLOSURE STEAM FLOODING DAMPERS. NORMALLY ENERGIZED.

P.O. NO: M-66

FUNCTION: ASSOCIATED COMPONENT THAT ELECTRICALLY ISOLATES ANNUNCIATOR CIRCUIT FROM CLASS 1E CIRCUIT. NO ACTIVE SAFETY FUNCTION.

SUBMERGENCE: N/A

CHEMICAL SPRAY: N/A

PARAMETER	ENVIRONMENT		DOCUMENTATION REFERENCE		QUALIFICATION	OUTSTANDING ITEMS	INTERFACES:
	SPECIFICATION	QUALIFICATION	SPECIFICATION	QUALIFICATION	METHOD		
OPERATING TIME	180 DAYS	180 DAYS	78,534,143	144	TEST & ANAL.		
TEMPERATURE (F)	120	135	85	144	TEST & ANAL.		MAINTENANCE REQUIREMENTS: REFERENCE 144,159
PRESSURE (PSIA)	14.7	14.7	85	144	TEST		
RELATIVE HUMIDITY (%)	90	90	85	144	TEST		
RADIATION	9.76 E5	3.93 E7	85 (TABLE 2)	144	TEST		REMARKS:
AGING	40 YRS.	10 YRS.	N/A	144,159	TEST & ANAL.		

DEFICIENCY RESOLUTION:

PREPARED BY: RDC DATE: 09/21/83 REVISION DATE: 01/31/84

FACILITY: LGS UNIT: 1 DOCKET: 50-352 EQRR: 159

REVIEWED BY: FMV DATE: 01/31/84

SYSTEM: ECCS PUMP ROOM HVAC

ACCY: SPEC: N/A
DEMON: N/A
REF: N/A

LOCATION: ROOM 506B

PLANT ID: 76-RELAY-10C245

RACK/PANEL: 10C245

COMPONENT: RELAY
ASSOC COMP: N/A
ASSOC COMP: N/A

MODEL NO.: GPDGLM
ASSOC M/N: N/A
ASSOC M/N: N/A

ASSOC. DWG: LOC: M-1085
P&ID: M-76
ELEC: E-508

MANUFACTU: AGASTAT (AMERACE)
ASSOC MANF: N/A
ASSOC MANF: N/A

SERIAL NO:
ASSOC S/N: N/A
ASSOC S/N: N/A

SERVICE: REACTOR ENCLOSURE STEAM FLOODING DAMPERS. NORMALLY ENERGIZED.

P.O. NO: M-66

FUNCTION: ASSOCIATED COMPONENT THAT ELECTRICALLY ISOLATES ANNUNCIATOR CIRCUIT FROM CLASS 1E CIRCUIT. NO ACTIVE SAFETY FUNCTION.

SUBMERGENCE: N/A

CHEMICAL SPRAY: N/A

PARAMETER	ENVIRONMENT		DOCUMENTATION REFERENCE		QUALIFICATION	OUTSTANDING ITEMS	INTERFACES:
	SPECIFICATION	QUALIFICATION	SPECIFICATION	QUALIFICATION	METHOD		
OPERATING TIME	180 DAYS	180 DAYS	78,534,143	144	TEST & ANAL.		
TEMPERATURE (F)	120	135	85	144	TEST & ANAL.		MAINTENANCE REQUIREMENTS: REFERENCE 144,159
PRESSURE (PSIA)	14.7	14.7	85	144	TEST		
RELATIVE HUMIDITY (%)	90	90	85	144	TEST		
RADIATION	1.00 E5	3.93 E7	85 (TABLE 2)	144	TEST		REMARKS:
AGING	40 YRS.	10 YRS.	N/A	144,159	TEST & ANAL.		

DEFICIENCY RESOLUTION:

PREPARED BY: RDC DATE: 09/21/83 REVISION DATE: 01/31/84

FACILITY: LGS UNIT: 1 DOCKET: 50-352 EQRR: 159

REVIEWED BY: JMV DATE: 01/31/84

SYSTEM: ECCS PUMP ROOM HVAC

ACCY: SPEC: N/A
DEMON: N/A
REF: N/A

LOCATION: ROOM 402

PLANT ID: 76-SJR-10C234

RACK/PANEL: 10C234

COMPONENT: SEMI-CONDUCTOR RECTIFIER
ASSOC COMP: N/A
ASSOC COMP: N/A

MODEL NO.: GE IN4530
ASSOC M/N: N/A
ASSOC M/N: N/A

ASSOC. DWG: LOC: M-1084
P&ID: M-76
ELEC: E-508

MANUFACTU: GENERAL ELECTRIC COMPANY
ASSOC MANF: N/A
ASSOC MANF: N/A

SERIAL NO:
ASSOC S/N: N/A
ASSOC S/N: N/A

SERVICE: REACTOR ENCLOSURE STEAM FLOODING DAMPERS.

P.O. NO: M-66

FUNCTION: BLOCKING DIODE, PREVENTS "BACKFLOW" OF DC CURRENT.
REQUIRED FOR LOCA AND ALL HELBS.

SUBMERGENCE: N/A

CHEMICAL SPRAY: N/A

PARAMETER	ENVIRONMENT		DOCUMENTATION REFERENCE		QUALIFICATION	OUTSTANDING ITEMS	INTERFACES:
	SPECIFICATION	QUALIFICATION	SPECIFICATION	QUALIFICATION	METHOD		
OPERATING TIME	180 DAYS	180 DAYS	78,534,143	144	TEST & ANAL.		
TEMPERATURE (F)	120	135	85	144	TEST & ANAL.		MAINTENANCE REQUIREMENTS: REFERENCE 144
PRESSURE (PSIA)	14.7	14.7	85	144	TEST		
RELATIVE HUMIDITY (%)	90	90	85	144	TEST		
RADIATION	9.76 E5	3.93 E7	143	144	TEST		REMARKS:
AGING	40 YRS.	40 YRS.	N/A	144	TEST & ANAL.		

DEFICIENCY RESOLUTION:

PREPARED BY: RDC DATE: 09/21/83 REVISION DATE: 01/31/84

FACILITY: LGS UNIT: 1 DOCKET: 50-352 EQRR: 159

REVIEWED BY: FMV DATE: 01/31/84

SYSTEM: ECCS PUMP ROOM HVAC

PLANT ID: 76-SJR-10C245

ACCY: SPEC: N/A
DEMON: N/A
REF: N/A

LOCATION: ROOM 506B

RACK/PANEL: 10C245

COMPONENT: SEMI-CONDUCTOR RECTIFIER
ASSOC COMP: N/A
ASSOC COMP: N/A

MODEL NO.: GE IN4530
ASSOC M/N: N/A
ASSOC M/N: N/A

ASSOC. DWG: LOC: M-1085
P&ID: M-76
ELEC: E-508

MANUFACTU: GENERAL ELECTRIC COMPANY
ASSOC MANF: N/A
ASSOC MANF: N/A

SERIAL NO:
ASSOC S/N: N/A
ASSOC S/N: N/A

SERVICE: REACTOR ENCLOSURE STEAM FLOODING DAMPERS.

P.O. NO: M-66

FUNCTION: BLOCKING DIODE, PREVENTS "BACKFLOW" OF DC CURRENT.
REQUIRED FOR LOCA AND ALL HELBS.

SUBMERGENCE: N/A

CHEMICAL SPRAY: N/A

PARAMETER	ENVIRONMENT		DOCUMENTATION REFERENCE		QUALIFICATION	OUTSTANDING ITEMS	INTERFACES:
	SPECIFICATION	QUALIFICATION	SPECIFICATION	QUALIFICATION	METHOD		
OPERATING TIME	180 DAYS	180 DAYS	78,534,143	144	TEST & ANAL.		
TEMPERATURE (F)	120	135	85	144	TEST & ANAL.		MAINTENANCE REQUIREMENTS: REFERENCE 144
PRESSURE (PSIA)	14.7	14.7	85	144	TEST		
RELATIVE HUMIDITY (%)	90	90	85	144	TEST		
RADIATION	1.00 E5	3.93 E7	143	144	TEST		REMARKS:
AGING	40 YRS.	40 YRS.	N/A	144	TEST & ANAL.		

DEFICIENCY RESOLUTION:

PREPARED BY: RDC DATE: 09/21/83 REVISION DATE: 01/31/84

FACILITY: LGS UNIT: 1 DOCKET: 50-352 EQRR: 159

REVIEWED BY: FMV DATE: 01/31/84

SYSTEM: ECCS PUMP ROOM HVAC

ACCY: SPEC: N/A
DEMON: N/A
REF: N/A

LOCATION: ROOM 200

PLANT ID: 76-TB-1AC208

RACK/PANEL: 1AC208

COMPONENT: TERMINAL BLOCK
ASSOC COMP: N/A
ASSOC COMP: N/A

MODEL NO.: CR151B2
ASSOC M/N: N/A
ASSOC M/N: N/A

ASSOC. DWG: LOC: M-1082
P&ID: M-76
ELEC: E-471

MANUFACTU: GENERAL ELECTRIC COMPANY
ASSOC MANF: N/A
ASSOC MANF: N/A

SERIAL NO:
ASSOC S/N: N/A
ASSOC S/N: N/A

SERVICE: ECCS PUMP COMPARTMENT UNIT COOLERS.

P.O. NO: M-66

FUNCTION: CLASS 1E ELECTRICAL INTERFACE. REQUIRED FOR LOCA ONLY.

SUBMERGENCE: N/A

CHEMICAL SPRAY: N/A

PARAMETER	ENVIRONMENT		DOCUMENTATION REFERENCE		QUALIFICATION	OUTSTANDING ITEMS	INTERFACES:
	SPECIFICATION	QUALIFICATION	SPECIFICATION	QUALIFICATION	METHOD		
OPERATING TIME	180 DAYS	180 DAYS	78,,143	144	TEST & ANAL.		
TEMPERATURE (F)	120	135	85	144	TEST & ANAL.		MAINTENANCE REQUIREMENTS: REFERENCE 144
PRESSURE (PSIA)	14.7	14.7	85	144	TEST		
RELATIVE HUMIDITY (%)	90	90	85	144	TEST		
RADIATION	3.70 E6	3.93 E7	143	144	TEST		REMARKS:
AGING	40 YRS.	40 YRS.	N/A	144	TEST & ANAL.		

DEFICIENCY RESOLUTION:

PREPARED BY: RDC DATE: 09/21/83 REVISION DATE: 01/31/84

FACILITY: LGS UNIT: 1 DOCKET: 50-352 EQRR: 159

REVIEWED BY: FMV DATE: 01/31/84

SYSTEM: ECCS PUMP ROOM HVAC

ACCY: SPEC: N/A
DEMON: N/A
REF: N/A

LOCATION: ROOM 207

PLANT ID: 76-TB-1BC208

RACK/PANEL: 1BC208

COMPONENT: TERMINAL BLOCK
ASSOC COMP: N/A
ASSOC COMP: N/A

MODEL NO.: CR151B2
ASSOC M/N: N/A
ASSOC M/N: N/A

ASSOC. DWG: LOC: M-1090
P&ID: M-76
ELEC: E-471

MANUFACTU: GENERAL ELECTRIC COMPANY
ASSOC MANF: N/A
ASSOC MANF: N/A

SERIAL NO:
ASSOC S/N: N/A
ASSOC S/N: N/A

SERVICE: ECCS PUMP COMPARTMENT UNIT COOLERS.

P.O. NO: M-66

FUNCTION: CLASS 1E ELECTRICAL INTERFACE. REQUIRED FOR LOCA ONLY.

SUBMERGENCE: N/A

CHEMICAL SPRAY: N/A

PARAMETER	ENVIRONMENT		DOCUMENTATION REFERENCE		QUALIFICATION	OUTSTANDING ITEMS	INTERFACES:
	SPECIFICATION	QUALIFICATION	SPECIFICATION	QUALIFICATION	METHOD		
OPERATING TIME	180 DAYS	180 DAYS	78,,143	144	TEST & ANAL.		
TEMPERATURE (F)	120	135	85	144	TEST & ANAL.		MAINTENANCE REQUIREMENTS: REFERENCE 144
PRESSURE (PSIA)	14.7	14.7	85	144	TEST		
RELATIVE HUMIDITY (%)	90	90	85	144	TEST		
RADIATION	3.70 E6	3.93 E7	143	144	TEST		REMARKS:
AGING	40 YRS.	40 YRS.	N/A	144	TEST & ANAL.		

DEFICIENCY RESOLUTION:

PREPARED BY: RDC DATE: 09/21/83 REVISION DATE: 01/03/84

FACILITY: LGS UNIT: 1 DOCKET: 50-352 EQRR: 159

REVIEWED BY: FMV DATE: 01/03/84

SYSTEM: ECCS PUMP ROOM HVAC

ACCY: SPEC: N/A
DEMON: N/A
REF: N/A

LOCATION: ROOM 200

PLANT ID: 76-TB-1CC208

RACK/PANEL: 1CC208

COMPONENT: TERMINAL BLOCK
ASSOC COMP: N/A
ASSOC COMP: N/A

MODEL NO.: CR151B2
ASSOC M/N: N/A
ASSOC M/N: N/A

ASSOC. DWG: LOC: M-1082
P&ID: M-76
ELEC: E-471

MANUFACTU: GENERAL ELECTRIC COMPANY
ASSOC MANF: N/A
ASSOC MANF: N/A

SERIAL NO:
ASSOC S/N: N/A
ASSOC S/N: N/A

SERVICE: ECCS PUMP COMPARTMENT UNIT COOLERS.

P.O. NO: M-66

FUNCTION: CLASS 1E ELECTRICAL INTERFACE. REQUIRED FOR LOCA ONLY.

SUBMERGENCE: N/A

CHEMICAL SPRAY: N/A

PARAMETER	ENVIRONMENT		DOCUMENTATION REFERENCE		QUALIFICATION	OUTSTANDING ITEMS	INTERFACES:
	SPECIFICATION	QUALIFICATION	SPECIFICATION	QUALIFICATION	METHOD		
OPERATING TIME	180 DAYS	180 DAYS	78,143	144	TEST & ANAL.		
TEMPERATURE (F)	120	135	85	144	TEST & ANAL.		MAINTENANCE REQUIREMENTS: REFERENCE 144
PRESSURE (PSIA)	14.7	14.7	85	144	TEST		
RELATIVE HUMIDITY (%)	90	90	85	144	TEST		
RADIATION	3.70 E6	3.93 E7	143	144	TEST		REMARKS:
AGING	40 YRS.	40 YRS.	N/A	144	TEST & ANAL.		

DEFICIENCY RESOLUTION:

PREPARED BY: RDC DATE: 09/21/83 REVISION DATE: 01/03/84

FACILITY: LGS UNIT: 1 DOCKET: 50-352 FQRR: 159

REVIEWED BY: FMV DATE: 01/03/84

SYSTEM: ECCS PUMP ROOM HVAC

ACCY: SPEC: N/A
DEMON: N/A
REF: N/A

LOCATION: ROOM 207

PLANT ID: 76-TB-1DC208

RACK/PANEL: 1DC208

COMPONENT: TERMINAL BLOCK
ASSOC COMP: N/A
ASSOC COMP: N/A

MODEL NO.: CR151B2
ASSOC M/N: N/A
ASSOC M/N: N/A

ASSOC. DWG: LOC: M-1090
P&ID: M-76
ELEC: E-471

MANUFACTU: GENERAL ELECTRIC COMPANY
ASSOC MANF: N/A
ASSOC MANF: N/A

SERIAL NO:
ASSOC S/N: N/A
ASSOC S/N: N/A

SERVICE: ECCS PUMP COMPARTMENT UNIT COOLERS.

P.O. NO: M-66

FUNCTION: CLASS 1E ELECTRICAL INTERFACE. REQUIRED FOR LOCA ONLY.

SUBMERGENCE: N/A

CHEMICAL SPRAY: N/A

PARAMETER	ENVIRONMENT		DOCUMENTATION REFERENCE		QUALIFICATION	OUTSTANDING ITEMS	INTERFACES:
	SPECIFICATION	QUALIFICATION	SPECIFICATION	QUALIFICATION	METHOD		
OPERATING TIME	180 DAYS	180 DAYS	78,143	144	TEST & ANAL.		
TEMPERATURE (F)	120	135	85	144	TEST & ANAL.		MAINTENANCE REQUIREMENTS: REFERENCE 144
PRESSURE (PSIA)	14.7	14.7	85	144	TEST		
RELATIVE HUMIDITY (%)	90	90	85	144	TEST		
RADIATION	3.70 E6	3.93 E7	143	144	TEST		REMARKS:
AGING	40 YRS.	40 YRS.	N/A	144	TEST & ANAL.		

DEFICIENCY RESOLUTION:

PREPARED BY: RDC DATE: 09/21/83 REVISION DATE: 01/03/84

FACILITY: LGS UNIT: 1 DOCKET: 50-352 EQRR: 159

REVIEWED BY: FMV DATE: 01/03/84

SYSTEM: ECCS PUMP ROOM HVAC

ACCY: SPEC: N/A
DEMON: N/A
REF: N/A

LOCATION: ROOM 402

PLANT ID: 76-TB-10C234

RACK/PANEL: 10C234

COMPONENT: TERMINAL BLOCK
ASSOC COMP: N/A
ASSOC COMP: N/A

MODEL NO.: CR151B2
ASSOC M/N: N/A
ASSOC M/N: N/A

ASSOC. DWG: LOC: M-1084
P&ID: M-76
ELEC: E-508

MANUFACTU: GENERAL ELECTRIC COMPANY
ASSOC MANF: N/A
ASSOC MANF: N/A

SERIAL NO:
ASSOC S/N: N/A
ASSOC S/N: N/A

SERVICE: REACTOR ENCLOSURE STEAM FLOODING DAMPERS.

P.O. NO: M-66

FUNCTION: CLASS 1E ELECTRICAL INTERFACE. REQUIRED FOR LOCA AND ALL HELBS.

SUBMERGENCE: N/A

CHEMICAL SPRAY: N/A

PARAMETER	ENVIRONMENT		DOCUMENTATION REFERENCE		QUALIFICATION	OUTSTANDING ITEMS	INTERFACES:
	SPECIFICATION	QUALIFICATION	SPECIFICATION	QUALIFICATION	METHOD		
OPERATING TIME	180 DAYS	180 DAYS	78	144	TEST & ANAL.		
TEMPERATURE (F)	120	135	85	144	TEST & ANAL.		MAINTENANCE REQUIREMENTS:
PRESSURE (PSIA)	14.7	14.7	85	144	TEST		
RELATIVE HUMIDITY (%)	90	90	85	144	TEST		
RADIATION	9.76 E5	3.93 E7	85 (TABLE 2)	144	TEST		REMARKS:
AGING	40 YRS.	40 YRS.	N/A	144	TEST & ANAL.		

DEFICIENCY RESOLUTION:

PREPARED BY: RDC DATE: 09/21/83 REVISION DATE: 01/03/84

FACILITY: LGS UNIT: 1 DOCKET: 50-352 EQRR: 159

REVIEWED BY: FMV DATE: 01/03/84

SYSTEM: ECCS PUMP ROOM HVAC

PLANT ID: 76-TB-10C245

COMPONENT: TERMINAL BLOCK
ASSOC COMP: N/A
ASSOC COMP: N/A

MANUFACTU: GENERAL ELECTRIC COMPANY
ASSOC MANF: N/A
ASSOC MANF: N/A

SERVICE: REACTOR ENCLOSURE STEAM FLOODING DAMPERS.

FUNCTION: CLASS 1E ELECTRICAL INTERFACE. REQUIRED FOR LOCA AND ALL HELBS.

ACCY: SPEC: N/A
DEMON: N/A
REF: N/A

MODEL NO.: CR151B2
ASSOC M/N: N/A
ASSOC M/N: N/A

SERIAL NO:
ASSOC S/N: N/A
ASSOC S/N: N/A

LOCATION: ROOM 506B

RACK/PANEL: 10C245

ASSOC. DWG: LOC: M-1085
P&ID: M-76
ELEC: E-508

P.O. NO: M-66

SUBMERGENCE: N/A

CHEMICAL SPRAY: N/A

PARAMETER	ENVIRONMENT		DOCUMENTATION REFERENCE		QUALIFICATION	OUTSTANDING ITEMS	INTERFACES:
	SPECIFICATION	QUALIFICATION	SPECIFICATION	QUALIFICATION	METHOD		
OPERATING TIME	180 DAYS	180 DAYS	78,143	144	TEST & ANAL.		
TEMPERATURE (F)	120	135	85	144	TEST & ANAL.		MAINTENANCE REQUIREMENTS: REFERENCE 144
PRESSURE (PSIA)	14.7	14.7	85	144	TEST		
RELATIVE HUMIDITY (%)	90	90	85	144	TEST		
RADIATION	1.00 E5	3.93 E7	143	144	TEST		REMARKS:
AGING	40 YRS.	40 YRS.	N/A	144	TEST & ANAL.		

DEFICIENCY RESOLUTION:

PREPARED BY: RDC DATE: 07/11/83 REVISION DATE: 08/29/83

FACILITY: LGS UNIT: 1 DOCKET: 50-352 EQRR: 62

REVIEWED BY: FMV DATE: 08/29/83

SYSTEM: ECCS PUMP ROOM HVAC

ACCY: SPEC: N/A
DEMON: N/A
REF: N/A

LOCATION: ROOM 108

PLANT ID: 76-1AV208

RACK/PANEL: N/A

COMPONENT: MOTOR
ASSOC COMP: FAN
ASSOC COMP: FAN CABINET

MODEL NO.: 184T
ASSOC M/N: N/A
ASSOC M/N: N/A

ASSOC. DWG: LOC: M-0116
P&ID: M-76

MANUFACTU: RELIANCE MOTOR
ASSOC MANF: JOY MFG
ASSOC MANF: AMERICAN AIR FILTER

SERIAL NO:
ASSOC S/N: N/A
ASSOC S/N: N/A

SERVICE: RCIC PUMP COMPARTMENT UNIT COOLER.

P.O. NO: M-123

FUNCTION: PROVIDES MOTIVE FORCE FOR ASSOCIATED FAN UNIT. INTERMITTENT DUTY.

SUBMERGENCE: N/A

CHEMICAL SPRAY: N/A

PARAMETER	ENVIRONMENT		DOCUMENTATION REFERENCE		QUALIFICATION	OUTSTANDING ITEMS	INTERFACES: LUGS: EQRR 171 CABLE: EQRR 22
	SPECIFICATION	QUALIFICATION	SPECIFICATION	QUALIFICATION	METHOD		
OPERATING TIME	6 HRS.	180 DAYS	78,544	36	TEST & ANAL.		
TEMPERATURE (F)	115	185	85	36	TEST & ANAL.		MAINTENANCE REQUIREMENTS: REFERENCE 36 PRINT 8031-M-123-322-11, SECTION D AND APPENDIX A.
PRESSURE (PSIA)	14.7	14.7	85	36	TEST		
RELATIVE HUMIDITY (%)	90	100	85	36	TEST		
RADIATION	5.26 E5	2.04 E8	85	36	TEST		REMARKS: SPECIFIED TEMP, PRESS, AND RH ARE FOR LOCA, RADIAITON IS FOR HELB.
AGING	40 YRS.	40 YRS.	N/A	144	TEST & ANAL.		

DEFICIENCY RESOLUTION:

PREPARED BY: RDC DATE: 07/11/83 REVISION DATE: 08/29/83

FACILITY: LGS UNIT: 1 DOCKET: 50-352 EQRR: 62

REVIEWED BY: FMV DATE: 08/29/83

SYSTEM: ECCS PUMP ROOM HVAC

ACCY: SPEC: N/A
DEMON: N/A
REF: N/A

LOCATION: ROOM 109

PLANT ID: 76-1AV209

RACK/PANEL: N/A

COMPONENT: MOTOR
ASSOC COMP: FAN
ASSOC COMP: FAN CABINET

MODEL NO.: 254T
ASSOC M/N: N/A
ASSOC M/N: N/A

ASSOC. DWG: LOC: M-0116
P&ID: M-76

MANUFACTU: RELIANCE MOTOR
ASSOC MANF: JOY MFG
ASSOC MANF: AMERICAN AIR FILTER

SERIAL NO:
ASSOC S/N: N/A
ASSOC S/N: N/A

SERVICE: HPCI PUMP COMPARTMENT UNIT COOLER.

P.O. NO: M-123

FUNCTION: PROVIDES MOTIVE FORCE FOR ASSOCIATED FAN UNIT. INTERMITTENT DUTY. REQUIRED FOR ALL HELBS EXCEPT HPCILB.

SUBMERGENCE: N/A

CHEMICAL SPRAY: N/A

PARAMETER	ENVIRONMENT		DOCUMENTATION REFERENCE		QUALIFICATION	OUTSTANDING ITEMS	INTERFACES: LUGS: EQRR 171 CABLE: EQRR 22
	SPECIFICATION	QUALIFICATION	SPECIFICATION	QUALIFICATION	METHOD		
OPERATING TIME	6 HRS.	180 DAYS	78,544	36	TEST & ANAL.		
TEMPERATURE (F)	115	185	85	36	TEST & ANAL.		MAINTENANCE REQUIREMENTS: REFERENCE 36 PRINT 8031-M-123-322-11, SECTION D AND APPENDIX A.
PRESSURE (PSIA)	14.7	14.7	85	36	TEST		
RELATIVE HUMIDITY (%)	90	100	85	36	TEST		
RADIATION	9.35 E5	2.04 E8	85	36	TEST		REMARKS: SPECIFIED RADIATION IS FOR HELB.
AGING	40 YRS.	40 YRS.	N/A	36	TEST & ANAL.		

DEFICIENCY RESOLUTION:

FACILITY: LGS UNIT: 1 DOCKET: 50-352 EQRR: 62

PREPARED BY: RDC DATE: 07/11/83 REVISION DATE: 08/29/83

REVIEWED BY: FMV DATE: 08/29/83

SYSTEM: ECCS PUMP ROOM HVAC

ACCY: SPEC: N/A
DEMON: N/A
REF: N/A

LOCATION: ROOM 102

PLANT ID: 76-1AV210

RACK/PANEL: N/A

COMPONENT: MOTOR
ASSOC COMP: FAN
ASSOC COMP: FAN CABINET

MODEL NO.: 256T
ASSOC M/N: N/A
ASSOC M/N: N/A

ASSOC. DWG: LOC: M-0116
P&ID: M-76

MANUFACTU: RELIANCE MOTOR
ASSOC MANF: JOY MFG
ASSOC MANF: AMERICAN AIR FILTER

SERIAL NO:
ASSOC S/N: N/A
ASSOC S/N: N/A

SERVICE: RHR PUMP COMPARTMENT UNIT COOLER.

P.O. NO: M-123

FUNCTION: PROVIDES MOTIVE FORCE FOR ASSOCIATED FAN UNIT. INTERMITTENT DUTY. REQUIRED FOR LOCA AND ALL HELBS EXCEPT RHRLB.

SUBMERGENCE: N/A

CHEMICAL SPRAY: N/A

PARAMETER	ENVIRONMENT		DOCUMENTATION REFERENCE		QUALIFICATION	OUTSTANDING ITEMS	INTERFACES:
	SPECIFICATION	QUALIFICATION	SPECIFICATION	QUALIFICATION	METHOD		LUGS: EQRR 171 CABLE: EQRR 22
OPERATING TIME	180 DAYS	180 DAYS	78,544	36	TEST & ANAL.		
TEMPERATURE (F)	115	185	85	36	TEST & ANAL.		MAINTENANCE REQUIREMENTS: REFERENCE 36 PRINT
PRESSURE (PSIA)	14.7	14.7	85	36	TEST		8031-M-123-322-11, SECTION D AND APPENDIX A.
RELATIVE HUMIDITY (%)	90	100	85	36	TEST		
RADIATION	5.29 E6	2.04 E8	85	36	TEST		REMARKS: SPECIFIED ENVIRONMENTAL
AGING	40 YRS.	40 YRS.	N/A	36	TEST & ANAL.		PARAMETERS ARE FOR LOCA.

DEFICIENCY RESOLUTION:

PREPARED BY: RDC DATE: 07/11/83 REVISION DATE: 08/29/83

FACILITY: LGS UNIT: 1 DOCKET: 50-352 EQRR: 62

REVIEWED BY: FMV DATE: 08/29/83

SYSTEM: ECCS PUMP ROOM HVAC

ACCY: SPEC: N/A
DEMON: N/A
REF: N/A

LOCATION: ROOM 110

PLANT ID: 76-1AV211

RACK/PANEL: N/A

COMPONENT: MOTOR
ASSOC COMP: FAN
ASSOC COMP: FAN CABINET

MODEL NO.: 215T
ASSOC M/N: N/A
ASSOC M/N: N/A

ASSOC. DWG: LOC: M-0116
P&ID: M-76

MANUFACTU: RELIANCE MOTOR
ASSOC MANF: JOY MFG
ASSOC MANF: AMERICAN AIR FILTER

SERIAL NO:
ASSOC S/N: N/A
ASSOC S/N: N/A

SERVICE: CORE SPRAY PUMP COMPARTMENT UNIT COOLER.

P.O. NO: M-123

FUNCTION: PROVIDES MOTIVE FORCE FOR ASSOCIATED FAN UNIT. INTERMITTENT DUTY. REQUIRED FOR LOCA AND ALL HELBS.

SUBMERGENCE: N/A

CHEMICAL SPRAY: N/A

PARAMETER	ENVIRONMENT		DOCUMENTATION REFERENCE		QUALIFICATION	OUTSTANDING ITEMS	INTERFACES: LUGS: EQRR 171 CABLE: EQRR 22
	SPECIFICATION	QUALIFICATION	SPECIFICATION	QUALIFICATION	METHOD		
OPERATING TIME	180 DAYS	180 DAYS	78,544	36	TEST & ANAL.		
TEMPERATURE (F)	115	185	85	36	TEST & ANAL.		MAINTENANCE REQUIREMENTS: REFERENCE 36 PRINT 8031-M-123-322-11, SECTION D AND APPENDIX A.
PRESSURE (PSIA)	14.7	14.7	85	36	TEST		
RELATIVE HUMIDITY (%)	90	100	85	36	TEST		
RADIATION	3.95 E6	2.04 E8	85	36	TEST		REMARKS:
AGING	40 YRS.	40 YRS.	N/A	36	TEST & ANAL.		

DEFICIENCY RESOLUTION:

PREPARED BY: RDC DATE: 07/11/83 REVISION DATE: 08/29/83

FACILITY: LGS UNIT: 1 DOCKET: 50-352 EQRR: 62

REVIEWED BY: FMV DATE: 08/29/83

SYSTEM: ECCS PUMP ROOM HVAC

ACCY: SPEC: N/A
DEMON: N/A
REF: N/A

LOCATION: ROOM 108

PLANT ID: 76-1BV208

RACK/PANEL: N/A

COMPONENT: MOTOR
ASSOC COMP: FAN
ASSOC COMP: FAN CABINET

MODEL NO.: 184T
ASSOC M/N: N/A
ASSOC M/N: N/A

ASSOC. DWG: LOC: M-0116
P&ID: M-76

MANUFACTU: RELIANCE MOTOR
ASSOC MANF: JOY M G
ASSOC MANF: AMERICAN AIR FILTER

SERIAL NO:
ASSOC S/N: N/A
ASSOC S/N: N/A

SERVICE: RCIC PUMP COMPARTMENT UNIT COOLER.

P.O. NO: M-123

FUNCTION: PROVIDES MOTIVE FORCE FOR ASSOCIATED FAN UNIT. INTERMITTENT DUTY.

SUBMERGENCE: N/A

CHEMICAL SPRAY: N/A

PARAMETER	ENVIRONMENT		DOCUMENTATION REFERENCE		QUALIFICATION	OUTSTANDING ITEMS	INTERFACES:
	SPECIFICATION	QUALIFICATION	SPECIFICATION	QUALIFICATION	METHOD		LUGS: EQRR 171 CABLE: EQRR 22
OPERATING TIME	6 HRS.	180 DAYS	78,544	36	TEST & ANAL.		
TEMPERATURE (F)	115	185	85	36	TEST & ANAL.		MAINTENANCE REQUIREMENTS: REFERENCE 36 PRINT
PRESSURE (PSIA)	14.7	14.7	85	36	TEST		8031-M-123-322-11, SECTION D AND APPENDIX A.
RELATIVE HUMIDITY (%)	90	100	85	36	TEST		
RADIATION	5.26 E5	2.04 E8	85	36	TEST		REMARKS: SPECIFIED TEMP, PRESS, AND
AGING	40 YRS.	40 YRS.	N/A	36	TEST & ANAL.		RH ARE FOR LOCA, RADIATION IS FOR HELB.

DEFICIENCY RESOLUTION:

PREPARED BY: RDC DATE: 07/11/83 REVISION DATE: 08/29/83

FACILITY: LGS UNIT: 1 DOCKET: 50-352 EQRR: 62

REVIEWED BY: FMV DATE: 08/29/83

SYSTEM: ECCS PUMP ROOM HVAC

ACCY: SPEC: N/A
DEMON: N/A
REF: N/A

LOCATION: ROOM 109

PLANT ID: 76-1BV209

RACK/PANEL: N/A

COMPONENT: MOTOR
ASSOC COMP: FAN
ASSOC COMP: FAN CABINET

MODEL NO.: 254T
ASSOC M/N: N/A
ASSOC M/N: N/A

ASSOC. DWG: LOC: M-0116
P&ID: M-76

MANUFACTU: RELIANCE MOTOR
ASSOC MANF: JOY MFG
ASSOC MANF: AMERICAN AIR FILTER

SERIAL NO:
ASSOC S/N: N/A
ASSOC S/N: N/A

SERVICE: HPCI PUMP COMPARTMENT UNIT COOLER.

P.O. NO: M-123

FUNCTION: PROVIDES MOTIVE FORCE FOR ASSOCIATED FAN UNIT. INTERMITTENT DUTY. REQUIRED FOR ALL HELBS EXCEPT HPCILB.

SUBMERGENCE: N/A

CHEMICAL SPRAY: N/A

PARAMETER	ENVIRONMENT		DOCUMENTATION REFERENCE		QUALIFICATION	OUTSTANDING ITEMS	INTERFACES: LUGS: EQRR 171 CABLE: EQRR 22
	SPECIFICATION	QUALIFICATION	SPECIFICATION	QUALIFICATION	METHOD		
OPERATING TIME	6 HRS.	180 DAYS	78,544	36	TEST & ANAL.		
TEMPERATURE (F)	115	185	85	36	TEST & ANAL.		MAINTENANCE REQUIREMENTS: REFERENCE 36 PRINT 8031-M-123-322-11, SECTION D AND APPENDIX A.
PRESSURE (PSIA)	14.7	14.7	85	36	TEST		
RELATIVE HUMIDITY (%)	90	100	85	36	TEST		
RADIATION	9.35 E5	2.04 E8	85	36	TEST		REMARKS: SPECIFIED RADIATION IS FOR HELB.
AGING	40 YRS.	40 YRS.	N/A	36	TEST & ANAL.		

DEFICIENCY RESOLUTION:

PREPARED BY: RDC DATE: 07/11/83 REVISION DATE: 08/29/83

FACILITY: LGS UNIT: 1 DOCKET: 50-352 EQRR: 62

REVIEWED BY: FMV DATE: 08/29/83

SYSTEM: ECCS PUMP ROOM HVAC

ACCY: SPEC: N/A
DEMON: N/A
REF: N/A

LOCATION: ROOM 103

PLANT ID: 76-1BV210

RACK/PANEL: N/A

COMPONENT: MOTOR
ASSOC COMP: FAN
ASSOC COMP: FAN CABINET

MODEL NO.: 256T
ASSOC M/N: N/A
ASSOC M/N: N/A

ASSOC. DWG: LOC: M-0116
P&ID: M-76

MANUFACTU: RELIANCE MOTOR
ASSOC MANF: JOY MFG
ASSOC MANF: AMERICAN AIR FILTER

SERIAL NO:
ASSOC S/N: N/A
ASSOC S/N: N/A

SERVICE: RHR PUMP COMPARTMENT UNIT COOLER.

P.O. NO: M-123

FUNCTION: PROVIDES MOTIVE FORCE FOR ASSOCIATED FAN UNIT. INTERMITTENT DUTY. REQUIRED FOR LOCA AND ALL HELBS EXCEPT RHRLB.

SUBMERGENCE: N/A

CHEMICAL SPRAY: N/A

PARAMETER	ENVIRONMENT		DOCUMENTATION REFERENCE		QUALIFICATION	OUTSTANDING ITEMS	INTERFACES:
	SPECIFICATION	QUALIFICATION	SPECIFICATION	QUALIFICATION	METHOD		LUGS: EQRR 171 CABLE: EQRR 22
OPERATING TIME	180 DAYS	180 DAYS	78,544	36	TEST & ANAL.		
TEMPERATURE (F)	115	185	85	36	TEST & ANAL.		MAINTENANCE REQUIREMENTS: REFERENCE 36 PRINT 80?? M-123-322-11,
PRESSURE (PSIA)	14.7	14.7	85	36	TEST		SECTION D AND APPENDIX A.
RELATIVE HUMIDITY (%)	90	100	85	36	TEST		
RADIATION	5.29 E6	2.04 E8	85	36	TEST		REMARKS: SPECIFIED ENVIRONMENTAL PARAMETERS ARE FOR LOCA.
AGING	40 YRS.	40 YRS.	N/A	36	TEST & ANAL.		

DEFICIENCY RESOLUTION:

PREPARED BY: RDC DATE: 07/11/83 REVISION DATE: 08/29/83

FACILITY: LGS UNIT: 1 DOCKET: 50-352 EQRR: 62

REVIEWED BY: FMV DATE: 08/29/83

SYSTEM: ECCS PUMP ROOM HVAC

ACCY:SPEC: N/A
DEMON: N/A
REF: N/A

LOCATION: ROOM 117

PLANT ID: 76-1BV211

RACK/PANEL: N/A

COMPONENT: MOTOR
ASSOC COMP: FAN
ASSOC COMP: FAN CABINET

MODEL NO.: 215T
ASSOC M/N: N/A
ASSOC M/N: N/A

ASSOC. DWG: LOC: M-0116
P&ID: M-76

MANUFACTU: RELIANCE MOTOR
ASSOC MANF: JOY MFG
ASSOC MANF: AMERICAN AIR FILTER

SERIAL NO:
ASSOC S/N: N/A
ASSOC S/N: N/A

SERVICE: CORE SPRAY PUMP COMPARTMENT UNIT COOLER.

P.O. NO: M-123

FUNCTION: PROVIDES MOTIVE FORCE FOR ASSOCIATED FAN UNIT. INTERMITTENT DUTY. REQUIRED FOR LOCA AND ALL HELBS.

SUBMERGENCE: N/A

CHEMICAL SPRAY: N/A

PARAMETER	ENVIRONMENT		DOCUMENTATION REFERENCE		QUALIFICATION	OUTSTANDING ITEMS	INTERFACES:
	SPECIFICATION	QUALIFICATION	SPECIFICATION	QUALIFICATION	METHOD		LUGS: EQRR 171 CABLE: EQRR 22
OPERATING TIME	180 DAYS	180 DAYS	78,544	36	TEST & ANAL.		
TEMPERATURE (F)	115	185	85	36	TEST & ANAL.		MAINTENANCE REQUIREMENTS: REFERENCE 36 PRINT
PRESSURE (PSIA)	14.7	14.7	85	36	TEST		8031-M-123-322-11, SECTION D AND APPENDIX A.
RELATIVE HUMIDITY (%)	90	100	85	36	TEST		
RADIATION	3.95 E6	2.04 E8	85	36	TEST		REMARKS:
AGING	40 YRS.	40 YRS.	N/A	36	TEST & ANAL.		

DEFICIENCY RESOLUTION:

PREPARED BY: RDC DATE: 07/11/83 REVISION DATE: 08/29/83

FACILITY: LGS UNIT: 1 DOCKET: 50-352 EQRR: 62

REVIEWED BY: FMV DATE: 08/29/83

SYSTEM: ECCS PUMP ROOM HVAC

ACCY: SPEC: N/A
DEMON: N/A
REF: N/A

LOCATION: ROOM 102

PLANT ID: 76-1CV210

RACK/PANEL: N/A

COMPONENT: MOTOR
ASSOC COMP: FAN
ASSOC COMP: FAN CABINET

MODEL NO.: 256T
ASSOC M/N: N/A
ASSOC M/N: N/A

ASSOC. DWG: LOC: M-0116
P&ID: M-76

MANUFACTU: RELIANCE MOTOR
ASSOC MANF: JOY MFG
ASSOC MANF: AMERICAN AIR FILTER

SERIAL NO:
ASSOC S/N: N/A
ASSOC S/N: N/A

SERVICE: RHR PUMP COMPARTMENT UNIT COOLER.

P.O. NO: M-123

FUNCTION: PROVIDES MOTIVE FORCE FOR ASSOCIATED FAN UNIT. INTERMITTENT DUTY. REQUIRED FOR LOCA AND ALL HELBS EXCEPT RHRLB.

SUBMERGENCE: N/A

CHEMICAL SPRAY: N/A

PARAMETER	ENVIRONMENT		DOCUMENTATION REFERENCE		QUALIFICATION	OUTSTANDING ITEMS	INTERFACES: LUGS: EQRR 171 CABLE: EQRR 22
	SPECIFICATION	QUALIFICATION	SPECIFICATION	QUALIFICATION	METHOD		
OPERATING TIME	180 DAYS	180 DAYS	78,544	36	TEST & ANAL.		
TEMPERATURE (F)	115	185	85	36	TEST & ANAL.		MAINTENANCE REQUIREMENTS: REFERENCE 36 PRINT 8031-M-123-322-11, SECTION D AND APPENDIX A.
PRESSURE (PSIA)	14.7	14.7	85	36	TEST		
RELATIVE HUMIDITY (%)	90	100	85	36	TEST		
RADIATION	5.29 E6	2.04 E8	85	36	TEST		REMARKS: SPECIFIED ENVIRONMENTAL PARAMETERS ARE FOR LOCA.
AGING	40 YRS.	40 YRS.	N/A	36	TEST & ANAL.		

DEFICIENCY RESOLUTION:

FACILITY: LGS UNIT: 1 DOCKET: 50-352 EQRR: 62

PREPARED BY: RDC DATE: 07/11/83 REVISION DATE: 08/29/83

REVIEWED BY: FMV DATE: 08/29/83

SYSTEM: ECCS PUMP ROOM HVAC

ACCY: SPEC: N/A
DEMON: N/A
REF: N/A

LOCATION: ROOM 110

PLANT ID: 76-1CV211

RACK/PANEL: N/A
N/A

COMPONENT: MOTOR
ASSOC COMP: FAN
ASSOC COMP: FAN CABINET

MODEL NO.: 215T
ASSOC M/N: N/A
ASSOC M/N: N/A

ASSOC. DWG: LOC: M-0116
P&ID: M-76

MANUFACTU: RELIANCE MOTOR
ASSOC MANF: JOY MFG
ASSOC MANF: AMERICAN AIR FILTER

SERIAL NO:
ASSOC S/N: N/A
ASSOC S/N: N/A

SERVICE: CORE SPRAY PUMP COMPARTMENT UNIT COOLER.

P.O. NO: M-123

FUNCTION: PROVIDES MOTIVE FORCE FOR ASSOCIATED FAN UNIT. INTERMITTENT DUTY REQUIRED FOR LOCA AND ALL HELBS.

SUBMERGENCE: N/A

CHEMICAL SPRAY: N/A
N/A

PARAMETER	ENVIRONMENT		DOCUMENTATION REFERENCE		QUALIFICATION	OUTSTANDING ITEMS	INTERFACES: LUGS: EQRR 171 CABLE: EQRR 22
	SPECIFICATION	QUALIFICATION	SPECIFICATION	QUALIFICATION	METHOD		
OPERATING TIME	180 DAYS	180 DAYS	78,544	36	TEST & ANAL.		
TEMPERATURE (F)	115	185	85	36	TEST & ANAL.		MAINTENANCE REQUIREMENTS: REFERENCE 36 PRINT 8031-M-123-322-11, SECTION D AND APPENDIX A.
PRESSURE (PSIA)	14.7	14.7	85	36	TEST		
RELATIVE HUMIDITY (%)	90	100	85	36	TEST		
RADIATION	3.95 E6	2.04 E8	85	36	TEST		REMARKS:
AGING	40 YRS.	40 YRS.	N/A	36	TEST & ANAL.		

DEFICIENCY RESOLUTION:

PREPARED BY: RDC DATE: 07/11/83 REVISION DATE: 08/29/83

FACILITY: LGS UNIT: 1 DOCKET: 50-352 EQRR: 62

REVIEWED BY: FMV DATE: 08/29/83

SYSTEM: ECCS PUMP ROOM HVAC

ACCY: SPEC: N/A
DEMON: N/A
REF: N/A

LOCATION: ROOM 103

PLANT ID: 76-1DV210

RACK/PANEL: N/A

COMPONENT: MOTOR
ASSOC COMP: FAN
ASSOC COMP: FAN CABINET

MODEL NO.: 256T
ASSOC M/N: N/A
ASSOC M/N: N/A

ASSOC. DWG: LOC: M-0116
P&ID: M-76

MANUFACTU: RELIANCE MOTOR
ASSOC MANF: JOY MFG
ASSOC MANF: AMERICAN AIR FILTER

SERIAL NO:
ASSOC S/N: N/A
ASSOC S/N: N/A

SERVICE: RHR PUMP COMPARTMENT UNIT COOLER.

P.O. NO: M-123

FUNCTION: PROVIDES MOTIVE FORCE FOR ASSOCIATED FAN UNIT. INTERMITTENT DUTY. REQUIRED FOR LOCA AND ALL HELBS EXCEPT RHRLB.

SUBMERGENCE: N/A

CHEMICAL SPRAY: N/A

PARAMETER	ENVIRONMENT		DOCUMENTATION REFERENCE		QUALIFICATION	OUTSTANDING ITEMS	INTERFACES: LUGS: EQRR 171 CABLE: EQRR 22
	SPECIFICATION	QUALIFICATION	SPECIFICATION	QUALIFICATION	METHOD		
OPERATING TIME	180 DAYS	180 DAYS	78,544	36	TEST & ANAL.		
TEMPERATURE (F)	115	165	85	36	TEST & ANAL.		MAINTENANCE REQUIREMENTS: REFERENCE 36 PRINT 8031-M-123-322-11, SECTION D AND APPENDIX A.
PRESSURE (PSIA)	14.7	14.7	85	36	TEST		
RELATIVE HUMIDITY (%)	90	100	85	36	TEST		
RADIATION	5.29 E6	2.04 E8	85	36	TEST		REMARKS: SPECIFIED ENVIRONMENTAL PARAMETERS ARE FOR LOCA.
AGING	40 YRS.	40 YRS.	N/A	36	TEST & ANAL.		

DEFICIENCY RESOLUTION:

PREPARED BY: RDC DATE: 07/11/83 REVISION DATE: 08/29/83

FACILITY: LGS UNIT: 1 DOCKET: 50-352 EQRR: 62

REVIEWED BY: FMV DATE: 08/29/83

SYSTEM: ECCS PUMP ROOM HVAC

ACCY: SPEC: N/A
DEMON: N/A
REF: N/A

LOCATION: ROOM 117

PLANT ID: 76-1DV211

RACK/PANEL: N/A

COMPONENT: MOTOR
ASSOC COMP: FAN
ASSOC COMP: FAN CABINET

MODEL NO.: 215T
ASSOC M/N: N/A
ASSOC M/N: N/A

ASSOC. DWG: LOC: M-0116
P&ID: M-76

MANUFACTU: RELIANCE MOTOR
ASSOC MANF: JOY MFG
ASSOC MANF: AMERICAN AIR FILTER

SERIAL NO:
ASSOC S/N: N/A
ASSOC S/N: N/A

SERVICE: CORE SPRAY PUMP COMPARTMENT UNIT COOLER.

P.O. NO: M-123

FUNCTION: PROVIDES MOTIVE FORCE FOR ASSOCIATED FAN UNIT. INTERMITTENT DUTY. REQUIRED FOR LOCA AND ALL HELBS.

SUBMERGENCE: N/A

CHEMICAL SPRAY: N/A

PARAMETER	ENVIRONMENT		DOCUMENTATION REFERENCE		QUALIFICATION	OUTSTANDING ITEMS	INTERFACES: LUGS: EQRR 171 CABLE: EQRR 22
	SPECIFICATION	QUALIFICATION	SPECIFICATION	QUALIFICATION	METHOD		
OPERATING TIME	180 DAYS	180 DAYS	78,544	36	TEST & ANAL.		
TEMPERATURE (F)	115	185	85	36	TEST & ANAL.		MAINTENANCE REQUIREMENTS: REFERENCE 36 PRINT 8031-M-123-322-11, SECTION D AND APPENDIX A.
PRESSURE (PSIA)	14.7	14.7	85	36	TEST		
RELATIVE HUMIDITY (%)	90	100	85	36	TEST		
RADIATION	3.95 E6	2.04 E8	85	36	TEST		REMARKS:
AGING	40 YRS.	40 YRS.	N/A	36	TEST & ANAL.		

DEFICIENCY RESOLUTION:

PREPARED BY: RDC DATE: 07/11/83 REVISION DATE: 08/29/83

FACILITY: LGS UNIT: 1 DOCKET: 50-352 EQRR: 62

REVIEWED BY: FMV DATE: 08/29/83

SYSTEM: ECCS PUMP ROOM HVAC

ACCY: SPEC: N/A
DEMON: N/A
REF: N/A

LOCATION: ROOM 102

PLANT ID: 76-1EV210

RACK/PANEL: N/A

COMPONENT: MOTOR
ASSOC COMP: FAN
ASSOC COMP: FAN CABINET

MODEL NO.: 256T
ASSOC M/N: N/A
ASSOC M/N: N/A

ASSOC. DWG: LOC: M-0116
P&ID: M-76

MANUFACTU: RELIANCE MOTOR
ASSOC MANF: JOY MFG
ASSOC MANF: AMERICAN AIR FILTER

SERIAL NO:
ASSOC S/N: N/A
ASSOC S/N: N/A

SERVICE: RHR PUMP COMPARTMENT UNIT COOLER.

P.O. NO: M-123

FUNCTION: PROVIDES MOTIVE FORCE FOR ASSOCIATED FAN UNIT. INTERMITTENT DUTY. REQUIRED FOR LOCA AND ALL HELBS EXCEPT RHRLB.

SUBMERGENCE: N/A

CHEMICAL SPRAY: N/A

PARAMETER	ENVIRONMENT		DOCUMENTATION REFERENCE		QUALIFICATION	OUTSTANDING ITEMS	INTERFACES: LUGS: EQRR 171 CABLE: EQRR 22
	SPECIFICATION	QUALIFICATION	SPECIFICATION	QUALIFICATION	METHOD		
OPERATING TIME	180 DAYS	180 DAYS	78,544	36	TEST & ANAL.		
TEMPERATURE (F)	115	185	85	36	TEST & ANAL.		MAINTENANCE REQUIREMENTS: REFERENCE 36 PRINT 8031-M-123-322-11, SECTION D AND APPENDIX A.
PRESSURE (PSIA)	14.7	14.7	85	36	TEST		
RELATIVE HUMIDITY (%)	90	100	85	36	TEST		
RADIATION	5.29 E6	2.04 E8	85	36	TEST		REMARKS: SPECIFIED ENVIRONMENTAL PARAMETERS ARE FOR LOCA
AGING	40 YRS.	40 YRS.	N/A	36	TEST & ANAL.		

DEFICIENCY RESOLUTION:

PREPARED BY: RDC DATE: 07/11/83 REVISION DATE: 08/29/83

FACILITY: LGS UNIT: 1 DOCKET: 50-352 EQRR: 62

REVIEWED BY: FMV DATE: 08/29/83

SYSTEM: ECCS PUMP ROOM HVAC

PLANT ID: 76-1EV211

ACCY: SPEC: N/A
DEMON: N/A
REF: N/A

LOCATION: ROOM 110

RACK/PANEL: N/A

COMPONENT: MOTOR
ASSOC COMP: FAN
ASSOC COMP: FAN CABINET

MODEL NO.: 215T
ASSOC M/N: N/A
ASSOC M/N: N/A

ASSOC. DWG: LOC: M-0116
P&ID: M-76

MANUFACTU: RELIANCE MOTOR
ASSOC MANF: JOY MFG
ASSOC MANF: AMERICAN AIR FILTER

SERIAL NO:
ASSOC S/N: N/A
ASSOC S/N: N/A

SERVICE: CORE SPRAY PUMP COMPARTMENT UNIT COOLER.

P.O. NO: M-123

FUNCTION: PROVIDES MOTIVE FORCE FOR ASSOCIATED FAN UNIT. INTERMITTENT DUTY. REQUIRED FOR LOCA AND ALL HELBS.

SUBMERGENCE: N/A

CHEMICAL SPRAY: N/A

PARAMETER	ENVIRONMENT		DOCUMENTATION REFERENCE		QUALIFICATION	OUTSTANDING ITEMS	INTERFACES:
	SPECIFICATION	QUALIFICATION	SPECIFICATION	QUALIFICATION	METHOD		LUGS: EQRR 171 CABLE: EQRR 22
OPERATING TIME	180 DAYS	180 DAYS	78,544	36	TEST & ANAL.		
TEMPERATURE (F)	115	185	85	36	TEST & ANAL.		MAINTENANCE REQUIREMENTS: REFERENCE 36 PRINT
PRESSURE (PSIA)	14.7	14.7	85	36	TEST		8031-M-123-322-11, SECTION D AND APPENDIX A.
RELATIVE HUMIDITY (%)	90	100	85	36	TEST		
RADIATION	3.95 E6	2.04 E8	85	36	TEST		REMARKS:
AGING	40 YRS.	40 YRS.	N/A	36	TEST & ANAL.		

DEFICIENCY RESOLUTION:

PREPARED BY: RDC DATE: 07/11/83 REVISION DATE: 08/29/83

FACILITY: LGS UNIT: 1 DOCKET: 50-352 EQRR: 62

REVIEWED BY: FMV DATE: 08/29/83

SYSTEM: ECCS PUMP ROOM HVAC

ACCY: SPEC: N/A
DEMON: N/A
REF: N/A

LOCATION: ROOM 103

PLANT ID: 76-1FV210

RACK/PANEL: N/A

COMPONENT: MOTOR
ASSOC COMP: FAN
ASSOC COMP: FAN CABINET

MODEL NO.: 256T
ASSOC M/N: N/A
ASSOC M/N: N/A

ASSOC. DWG: LOC: M-0116
P&ID: M-76

MANUFACTU: RELIANCE MOTOR
ASSOC MANF: JOY MFG
ASSOC MANF: AMERICAN AIR FILTER

SERIAL NO:
ASSOC S/N: N/A
ASSOC S/N: N/A

SERVICE: RHR PUMP COMPARTMENT UNIT COOLER.

P.O. NO: M-123

FUNCTION: PROVIDES MOTIVE FORCE FOR ASSOCIATED FAN UNIT. INTERMITTENT DUTY. REQUIRED FOR LOCA AND ALL HELBS EXCEPT RHRLB.

SUBMERGENCE: N/A

CHEMICAL SPRAY: N/A

PARAMETER	ENVIRONMENT		DOCUMENTATION REFERENCE		QUALIFICATION	OUTSTANDING ITEMS	INTERFACES: LUGS: EQRR 171 CABLE: EQRR 22
	SPECIFICATION	QUALIFICATION	SPECIFICATION	QUALIFICATION	METHOD		
OPERATING TIME	180 DAYS	180 DAYS	78,544	36	TEST & ANAL.		
TEMPERATURE (F)	115	185	85	36	TEST & ANAL.		MAINTENANCE REQUIREMENTS: REFERENCE 36 PRINT 8031-M-123-322-11, SECTION D AND APPENDIX A.
PRESSURE (PSIA)	14.7	14.7	85	36	TEST		
RELATIVE HUMIDITY (%)	90	100	85	36	TEST		
RADIATION	5.29 E6	2.04 E8	85	36	TEST		REMARKS: SPECIFIED ENVIRONMENTAL PARAMETERS ARE FOR LOCA.
AGING	40 YRS.	40 YRS.	N/A	36	TEST & ANAL.		

DEFICIENCY RESOLUTION:

PREPARED BY: RDC DATE: 07/11/83 REVISION DATE: 08/29/83

FACILITY: LGS UNIT: 1 DOCKET: 50-352 EQRR: 62

REVIEWED BY: FMV DATE: 08/29/83

SYSTEM: ECCS PUMP ROOM HVAC

ACCY: SPEC: N/A
DEMON: N/A
REF: N/A

LOCATION: ROOM 117

PLANT ID: 76-1FV211

RACK/PANEL: N/A

COMPONENT: MOTOR
ASSOC COMP: FAN
ASSOC COMP: FAN CABINET

MODEL NO.: 215T
ASSOC M/N: N/A
ASSOC M/N: N/A

ASSOC. DWG: LOC: M-0116
P&ID: M-76

MANUFACTU: RELIANCE MOTOR
ASSOC MANF: JOY MFG
ASSOC MANF: AMERICAN AIR FILTER

SERIAL NO:
ASSOC S/N: N/A
ASSOC S/N: N/A

SERVICE: CORE SPRAY PUMP COMPARTMENT UNIT COOLER.

P.O. NO: M-123

FUNCTION: PROVIDES MOTIVE FORCE FOR ASSOCIATED FAN UNIT. INTERMITTENT DUTY. REQUIRED FOR LOCA AND ALL HELBS.

SUBMERGENCE: N/A

CHEMICAL SPRAY: N/A

PARAMETER	ENVIRONMENT		DOCUMENTATION REFERENCE		QUALIFICATION	OUTSTANDING ITEMS	INTERFACES: LUGS: EQRR 171 CABLE: EQRR 22
	SPECIFICATION	QUALIFICATION	SPECIFICATION	QUALIFICATION	METHOD		
OPERATING TIME	180 DAYS	180 DAYS	78,544	36	TEST & ANAL.		
TEMPERATURE (F)	115	185	85	36	TEST & ANAL.		MAINTENANCE REQUIREMENTS: REFERENCE 36 PRINT 8031-M-123-322-11, SECTION D AND APPENDIX A.
PRESSURE (PSIA)	14.7	14.7	85	36	TEST		
RELATIVE HUMIDITY (%)	90	100	85	36	TEST		
RADIATION	3.95 E6	2.04 E8	85	36	TEST		REMARKS:
AGING	40 YRS.	40 YRS.	N/A	36	TEST & ANAL.		

DEFICIENCY RESOLUTION:

PREPARED BY: RDC DATE: 07/11/83 REVISION DATE: 08/29/83

FACILITY: LGS UNIT: 1 DOCKET: 50-352 EQRR: 62

REVIEWED BY: FMV DATE: 08/29/83

SYSTEM: ECCS PUMP ROOM HVAC

ACCY: SPEC: N/A
DEMON: N/A
REF: N/A

LOCATION: ROOM 102

PLANT ID: 76-1GV210

RACK/PANEL: N/A

COMPONENT: MOTOR
ASSOC COMP: FAN
ASSOC COMP: FAN CABINET

MODEL NO.: 256T
ASSOC M/N: N/A
ASSOC M/N: N/A

ASSOC. DWG: LOC: M-0116
P&ID: M-76

MANUFACTU: RELIANCE MOTOR
ASSOC MANF: JOY MFG
ASSOC MANF: AMERICAN AIR FILTER

SERIAL NO:
ASSOC S/N: N/A
ASSOC S/N: N/A

SERVICE: RHR PUMP COMPARTMENT UNIT COOLER.

P.O. NO: M-123

FUNCTION: PROVIDES MOTIVE FORCE FOR ASSOCIATED FAN UNIT. INTERMITTENT DUTY. REQUIRED FOR LOCA AND ALL HELBS EXCEPT RHRLB.

SUBMERGENCE: N/A

CHEMICAL SPRAY: N/A

PARAMETER	ENVIRONMENT		DOCUMENTATION REFERENCE		QUALIFICATION	OUTSTANDING ITEMS	INTERFACES:
	SPECIFICATION	QUALIFICATION	SPECIFICATION	QUALIFICATION	METHOD		LUGS: EQRR 171 CABLE: EQRR 22
OPERATING TIME	180 DAYS	180 DAYS	78,544	36	TEST & ANAL.		
TEMPERATURE (F)	115	185	85	36	TEST & ANAL.		MAINTENANCE REQUIREMENTS: REFERENCE 36 PRINT 8031-M-123-322-11, SECTION D AND APPENDIX A.
PRESSURE (PSIA)	14.7	14.7	85	36	TEST		
RELATIVE HUMIDITY (Z)	90	100	85	36	TEST		
RADIATION	5.29 E6	2.04 E8	85	36	TEST		REMARKS: SPECIFIED ENVIRONMENTAL PARAMETERS AR FOR LOCA.
AGING	40 YRS.	40 YRS.	N/A	36	TEST & ANAL.		

DEFICIENCY RESOLUTION:

PREPARED BY: RDC DATE: 07/11/83 REVISION DATE: 08/29/83

FACILITY: LGS UNIT: 1 DOCKET: 50-352 EQRR: 62

REVIEWED BY: FMV DATE: 08/29/83

SYSTEM: ECCS PUMP ROOM HVAC

ACCY: SPEC: N/A
DEMON: N/A
REF: N/A

LOCATION: ROOM 110

PLANT ID: 76-1GV211

RACK/PANEL: N/A

COMPONENT: MOTOR
ASSOC COMP: FAN
ASSOC COMP: FAN CABINET

MODEL NO.: 256T
ASSOC M/N: N/A
ASSOC M/N: N/A

ASSOC. DWG: LOC: M-0116
P&ID: M-76

MANUFACTU: RELIANCE MOTOR
ASSOC MANF: JOY MFG
ASSOC MANF: AMERICAN AIR FILTER

SERIAL NO:
ASSOC S/N: N/A
ASSOC S/N: N/A

SERVICE: CORE SPRAY PUMP COMPARTMENT UNIT COOLER.

P.O. NO: M-123

FUNCTION: PROVIDES MOTIVE FORCE FOR ASSOCIATED FAN UNIT. INTERMITTENT DUTY. REQUIRED FOR LOCA AND ALL HELBS.

SUBMERGENCE: N/A

CHEMICAL SPRAY: N/A

PARAMETER	ENVIRONMENT		DOCUMENTATION REFERENCE		QUALIFICATION	OUTSTANDING ITEMS	INTERFACES:
	SPECIFICATION	QUALIFICATION	SPECIFICATION	QUALIFICATION	METHOD		LUGS: EQRR 171 CABLE: EQRR 22
OPERATING TIME	180 DAYS	180 DAYS	78,544	36	TEST & ANAL.		
TEMPERATURE (F)	115	185	85	36	TEST & ANAL.		MAINTENANCE REQUIREMENTS: REFERENCE 36 PRINT 8031-M-123-322-11, SECTION D AND APPENDIX A.
PRESSURE (PSIA)	14.7	14.7	85	36	TEST		
RELATIVE HUMIDITY (Z)	90	100	85	36	TEST		
RADIATION	3.95 E6	2.04 E8	85	36	TEST		REMARKS: SPECIFIED ENVIRONMENTAL PARAMETERS ARE FOR LOCA.
AGING	40 YRS.	40 YRS.	N/A	36	TEST & ANAL.		

DEFICIENCY RESOLUTION:

PREPARED BY: RDC DATE: 07/11/83 REVISION DATE: 08/29/83

FACILITY: LGS UNIT: 1 DOCKET: 50-352 EQRR: 62

REVIEWED BY: FMV DATE: 08/29/83

SYSTEM: ECCS PUMP ROOM HVAC

ACCY: SPEC: N/A
DEMON: N/A
REF: N/A

LOCATION: ROOM 103

PLANT ID: 76-1HV210

RACK/PANEL: N/A

COMPONENT: MOTOR
ASSOC COMP: FAN
ASSOC COMP: FAN CABINET

MODEL NO.: 215T
ASSOC M/N: N/A
ASSOC M/N: N/A

ASSOC. DWG: LOC: M-0116
P&ID: M-76

MANUFACTU: RELIANCE MOTOR
ASSOC MANF: JOY MFG
ASSOC MANF: AMERICAN AIR FILTER

SERIAL NO:
ASSOC S/N: N/A
ASSOC S/N: N/A

SERVICE: RHR PUMP COMPARTMENT UNIT COOLER.

P.O. NO: M-123

FUNCTION: PROVIDES MOTIVE FORCE FOR ASSOCIATED FAN UNIT. INTERMITTENT DUTY. REQUIRED FOR LOCA AND ALL HELBS EXCEPT RHRLB.

SUBMERGENCE: N/A

CHEMICAL SPRAY: N/A

PARAMETER	ENVIRONMENT		DOCUMENTATION REFERENCE		QUALIFICATION	OUTSTANDING ITEMS	INTERFACES:
	SPECIFICATION	QUALIFICATION	SPECIFICATION	QUALIFICATION	METHOD		LUGS: EQRR 171 CABLE: EQRR 22
OPERATING TIME	180 DAYS	180 DAYS	78,544	36	TEST & ANAL.		
TEMPERATURE (F)	115	185	85	36	TEST & ANAL.		MAINTENANCE REQUIREMENTS: REFERENCE 36 PRINT 8031-M-123-322-11, SECTION D AND APPENDIX A.
PRESSURE (PSIA)	14.7	14.7	85	36	TEST		
RELATIVE HUMIDITY (%)	90	100	85	36	TEST		
RADIATION	5.29 E6	2.04 E8	85	36	TEST		REMARKS:
AGING	40 YRS.	40 YRS.	N/A	36	TEST & ANAL.		

DEFICIENCY RESOLUTION:

PREPARED BY: RDC DATE: 07/11/83 REVISION DATE: 08/29/83

FACILITY: LGS UNIT: 1 DOCKET: 50-352 EQRR: 62

REVIEWED BY: FMV DATE: 08/29/83

SYSTEM: ECCS PUMP ROOM HVAC

ACCY: SPEC: N/A
DEMON: N/A
REF: N/A

LOCATION: ROOM 117

PLANT ID: 76-1HV211

RACK/PANEL: N/A

COMPONENT: MOTOR
ASSOC COMP: FAN
ASSOC COMP: FAN CABINET

MODEL NO.: 215T
ASSOC M/N: N/A
ASSOC M/N: N/A

ASSOC. DWG: LOC: M-0116
P&ID: M-76

MANUFACTU: RELIANCE MOTOR
ASSOC MANF: JOY MFG
ASSOC MANF: AMERICAN AIR FILTER

SERIAL NO:
ASSOC S/N: N/A
ASSOC S/N: N/A

SERVICE: CORE SPRAY PUMP COMPARTMENT UNIT COOLER.

P.O. NO: M-123

FUNCTION: PROVIDES MOTIVE FORCE FOR ASSOCIATED FAN UNIT. INTERMITTENT DUTY. REQUIRED FOR LOCA AND ALL HELBS.

SUBMERGENCE: N/A

CHEMICAL SPRAY: N/A

PARAMETER	ENVIRONMENT		DOCUMENTATION REFERENCE		QUALIFICATION	OUTSTANDING ITEMS	INTERFACES:
	SPECIFICATION	QUALIFICATION	SPECIFICATION	QUALIFICATION	METHOD		LUGS: EQRR 171 CABLE: EQRR 22
OPERATING TIME	180 DAYS	160 DAYS	78,544	36	TEST & ANAL.		
TEMPERATURE (F)	115	185	85	36	TEST & ANAL.		MAINTENANCE REQUIREMENTS: REFERENCE 36 PRINT
PRESSURE (PSIA)	14.7	14.7	85	36	TEST		8031-M-123-322-11, SECTION D AND APPENDIX A.
RELATIVE HUMIDITY (%)	90	100	85	36	TEST		
RADIATION	3.95 E6	2.04 E8	85	36	TEST		REMARKS:
AGING	40 YRS.	40 YRS.	N/A	36	TEST & ANAL.		

DEFICIENCY RESOLUTION:

PREPARED BY: FMV DATE: 03/08/84 REVISION DATE: 03/08/84

FACILITY: LGS UNIT: 1 DOCKET: 50-352 EQRR: 1

REVIEWED BY: WJB DATE: 03/08/84

SYSTEM: EMERGENCY SERVICE WATER

PLANT ID: FT-11-011A

ACCY: SPEC: +-0.5% OF SPAN
DEMON: +-0.11% OF SPAN
REF: 114;REP10826,SEC8.1,TBL3

LOCATION: ROOM 202

RACK/PANEL: N/A

COMPONENT: FLOW TRANSMITTER
ASSOC COMP: N/A
ASSOC COMP: N/A

MODEL NO.: 1153 SERIES B
ASSOC M/N: N/A
ASSOC M/N: N/A

ASSOC. DWG: LOC: M-0749
P&ID: M-11

MANUFACTU: ROSEMOUNT
ASSOC MANF: N/A
ASSOC MANF: N/A

SERIAL NO:
ASSOC S/N: N/A
ASSOC S/N: N/A

SERVICE: EMERGENCY SERVICE WATER DISCHARGE TO RHR SERVICE WATER RETURN.

P.O. NO: M-206

FUNCTION: TRANSMITS SIGNAL TO FY-11-011A FOR CONTROL ROOM INDICATION.
REQUIRED FOR LOCA AND ALL HELBS FOR OPERATOR INFORMATION.
FED FROM CLASS 1E POWER.

SUBMERGENCE: N/A

CHEMICAL SPRAY: N/A

PARAMETER	ENVIRONMENT		DOCUMENTATION REFERENCE		QUALIFICATION	OUTSTANDING ITEMS	INTERFACES: CABLE: EQRR 22
	SPECIFICATION	QUALIFICATION	SPECIFICATION	QUALIFICATION	METHOD		
OPERATING TIME	180 DAYS	180 DAYS	78	114	TEST & ANAL.		
TEMPERATURE (F)	123	318	79	114	TEST		MAINTENANCE REQUIREMENTS: REFERENCE 540,114
PRESSURE (PSIA)	14.7	87.7	79	114	TEST		
RELATIVE HUMIDITY (%)	100	100	79	114	TEST		
RADIATION	8.78 E2	2.44 E7	79	114	TEST		REMARKS:
AGING	40 YRS.	20 YRS.	N/A	114,604	TEST & ANAL.		

DEFICIENCY RESOLUTION:

PREPARED BY: FMV DATE: 03/08/84 REVISION DATE: 03/08/84

FACILITY: LGS UNIT: 1 DOCKET: 50-352 EQRR: 1

REVIEWED BY: WJB DATE: 03/08/84

SYSTEM: EMERGENCY SERVICE WATER

ACCY: SPEC: +-0.5% OF SPAN
DEMON: +-0.11% OF SPAN
REF: 114;REP10826,SEC8.1,TBL3

LOCATION: ROOM 202

PLANT ID: FT-11-011B

RACK/PANEL: N/A

COMPONENT: FLOW TRANSMITTER
ASSOC COMP: N/A
ASSOC COMP: N/A

MODEL NO.: 1153 SERIES B
ASSOC M/N: N/A
ASSOC M/N: N/A

ASSOC. DWG: LOC: M-0749
P&ID: M-11

MANUFACTU: ROSEMOUNT
ASSOC MANF: N/A
ASSOC MANF: N/A

SERIAL NO:
ASSOC S/N: N/A
ASSOC S/N: N/A

SERVICE: EMERGENCY SERVICE WATER DISCHARGE TO RHR SERVICE WATER RETURN.

P.O. NO: M-206

FUNCTION: TRANSMITS SIGNAL TO FY-11-011B FOR CONTROL ROOM INDICATION.
REQUIRED FOR LOCA AND ALL HELBS FOR OPERATOR INFORMATION.
FED FROM CLASS 1E POWER.

SUBMERGENCE: N/A

CHEMICAL SPRAY: N/A

PARAMETER	ENVIRONMENT		DOCUMENTATION REFERENCE		QUALIFICATION	OUTSTANDING ITEMS	INTERFACES:
	SPECIFICATION	QUALIFICATION	SPECIFICATION	QUALIFICATION	METHOD		CABLE: EQRR 22
OPERATING TIME	180 DAYS	100 DAYS	78	114	TEST & ANAL.		
TEMPERATURE (F)	123	318	79	114	TEST		MAINTENANCE REQUIREMENTS: REFERENCE 540,114
PRESSURE (PSIA)	14.7	87.7	79	114	TEST		
RELATIVE HUMIDITY (%)	100	100	79	114	TEST		
RADIATION	8.78 E2	2.44 E7	79	114	TEST		REMARKS:
AGING	40 YRS.	20 YRS.	N/A	114,604	TEST & ANAL.		

DEFICIENCY RESOLUTION:

PREPARED BY: FMV DATE: 03/08/84 REVISION DATE: 03/08/84

FACILITY: LGS UNIT: 1 DOCKET: 50-352 EQRR: 1

REVIEWED BY: WJB DATE: 03/08/84

SYSTEM: EMERGENCY SERVICE WATER

PLANT ID: FT-11-013A

ACCY: SPEC: +-0.5% OF SPAN
DEMON: +-0.11% OF SPAN
REF: 114;REP10826,SEC8.1,TBL3

LOCATION: ROOM 202

RACK/PANEL: N/A

COMPONENT: FLOW TRANSMITTER
ASSOC COMP: N/A
ASSOC COMP: N/A

MODEL NO.: 1153 SERIES B
ASSOC M/N: N/A
ASSOC M/N: N/A

ASSOC. DWG: LOC: M-0749
P&ID: M-11

MANUFACTU: ROSEMOUNT
ASSOC MANF: N/A
ASSOC MANF: N/A

SERIAL NO:
ASSOC S/N: N/A
ASSOC S/N: N/A

SERVICE: EMERGENCY SERVICE WATER DISCHARGE.

P.O. NO: M-206

FUNCTION: TRANSMITS SIGNAL TO FY-11-013A FOR CONTROL ROOM INDICATION.
REQUIRED FOR LOCA AND ALL HELBS FOR OPERATOR INFORMATION.
FED FROM CLASS 1E POWER.

SUBMERGENCE: N/A

CHEMICAL SPRAY: N/A

PARAMETER	ENVIRONMENT		DOCUMENTATION REFERENCE		QUALIFICATION	OUTSTANDING ITEMS	INTERFACES:
	SPECIFICATION	QUALIFICATION	SPECIFICATION	QUALIFICATION	METHOD		CABLE: EQRR 22
OPERATING TIME	180 DAYS	180 DAYS	78	114	TEST & ANAL.		
TEMPERATURE (F)	123	318	79	114	TEST		MAINTENANCE REQUIREMENTS: REFERENCE 540,114
PRESSURE (PSIA)	14.7	87.7	79	114	TEST		
RELATIVE HUMIDITY (%)	100	100	79	114	TEST		
RADIATION	8.78 E2	2.44 E7	79	114	TEST		REMARKS:
AGING	40 YRS.	20 YRS.	N/A	114,604	TEST & ANAL.		

DEFICIENCY RESOLUTION:

PREPARED BY: FMV DATE: 03/08/84 REVISION DATE: 03/08/84

FACILITY: LGS UNIT: 1 DOCKET: 50-352 EQRR: 1

REVIEWED BY: WJB DATE: 03/08/84

SYSTEM: EMERGENCY SERVICE WATER

ACCY: SPEC: +-0.5% OF SPAN
DEMON: +-0.11% OF SPAN
REF: 114;REP10826,SEC8.1,TBL3

LOCATION: ROOM 202

PLANT ID: FT-11-013B

RACK/PANEL: N/A

COMPONENT: FLOW TRANSMITTER
ASSOC COMP: N/A
ASSOC COMP: N/A

MODEL NO.: 1153 SERIES B
ASSOC M/N: N/A
ASSOC M/N: N/A

ASSOC. DWG: LOC: M-1548
P&ID: M-11

MANUFACTU: ROSEMOUNT
ASSOC MANF: N/A
ASSOC MANF: N/A

SERIAL NO:
ASSOC S/N: N/A
ASSOC S/N: N/A

SERVICE: EMERGENCY SERVICE WATER DISCHARGE.

P.O. NO: M-206

FUNCTION: TRANSMITS SIGNAL TO FY-11-013B FOR CONTROL ROOM INDICATION.
REQUIRED FOR LOCA AND ALL HELBS FOR OPERATOR INFORMATION.
FED FROM CLASS 1E POWER.

SUBMERGENCE: N/A

CHEMICAL SPRAY: N/A

PARAMETER	ENVIRONMENT		DOCUMENTATION REFERENCE		QUALIFICATION	OUTSTANDING ITEMS	INTERFACES:
	SPECIFICATION	QUALIFICATION	SPECIFICATION	QUALIFICATION	METHOD		CABLE: EQRR 22
OPERATING TIME	180 DAYS	180 DAYS	78	114	TEST & ANAL.		
TEMPERATURE (F)	123	318	79	114	TEST		MAINTENANCE REQUIREMENTS: REFERENCE 540,114
PRESSURE (PSIA)	14.7	87.7	79	114	TEST		
RELATIVE HUMIDITY (%)	100	100	79	114	TEST		
RADIATION	8.78 E2	2.44 E7	79	114	TEST		REMARKS:
AGING	40 YRS.	20 YRS.	N/A	114,604	TEST & ANAL.		

DEFICIENCY RESOLUTION:

PREPARED BY: FMV DATE: 03/08/84 REVISION DATE: 03/08/84

FACILITY: LGS UNIT: 1 DOCKET: 50-352 EQRR: 1

REVIEWED BY: WJB DATE: 03/08/84

SYSTEM: EMERGENCY SERVICE WATER

ACCY: SPEC: +-0.5% OF SPAN
DEMON: +-0.11% OF SPAN
REF: 114;REP10826,SEC8.1,TBL3

LOCATION: ROOM 202

PLANT ID: FT-11-015A

RACK/PANEL: N/A

COMPONENT: FLOW TRANSMITTER
ASSOC COMP: N/A
ASSOC COMP: N/A

MODEL NO.: 1153 SERIES B
ASSOC M/N: N/A
ASSOC M/N: N/A

ASSOC. DWG: LOC: M-1548
P&ID: M-11

MANUFACTU: ROSEMOUNT
ASSOC MANF: N/A
ASSOC MANF: N/A

SERIAL NO:
ASSOC S/N: N/A
ASSOC S/N: N/A

SERVICE: EMERGENCY SERVICE WATER DISCHARGE TO RHR SERVICE WATER RETURN.

P.O. NO: M-206

FUNCTION: TRANSMITS SIGNAL TO FY-11-015A FOR CONTROL ROOM INDICATION.
REQUIRED FOR LOCA AND ALL HELBS FOR OPERATOR INFORMATION.
FED FROM CLASS 1E POWER.

SUBMERGENCE: N/A

CHEMICAL SPRAY: N/A

PARAMETER	ENVIRONMENT		DOCUMENTATION REFERENCE		QUALIFICATION	OUTSTANDING ITEMS	INTERFACES:
	SPECIFICATION	QUALIFICATION	SPECIFICATION	QUALIFICATION	METHOD		CABLE: EQRR 22
OPERATING TIME	180 DAYS	180 DAYS	78	114	TEST & ANAL.		
TEMPERATURE (F)	123	318	79	114	TEST		MAINTENANCE REQUIREMENTS: REFERENCE 540,114
PRESSURE (PSIA)	14.7	87.7	79	114	TEST		
RELATIVE HUMIDITY (%)	100	100	79	114	TEST		
RADIATION	3.78 E2	2.44 E7	79	114	TEST		REMARKS:
AGING	40 YRS.	20 YRS.	N/A	114,604	TEST & ANAL.		

DEFICIENCY RESOLUTION:

PREPARED BY: FMV DATE: 03/08/84 REVISION DATE: 03/08/84

FACILITY: LGS UNIT: 1 DOCKET: 50-352 EQRR: 1

REVIEWED BY: WJB DATE: 03/09/84

SYSTEM: EMERGENCY SERVICE WATER

ACCY: SPEC: +-0.5% OF SPAN
DEMON: +-0.11% OF SPAN
REF: 114;REP10826,SEC8.1,TBL3

LOCATION: ROOM 202

PLANT ID: FT-11-015B

RACK/PANEL: N/A

COMPONENT: FLOW TRANSMITTER

MODEL NO.: 1153 SERIES B

ASSOC COMP: N/A

ASSOC M/N: N/A

ASSOC. DWG: LOC: M-1548

ASSOC COMP: N/A

ASSOC M/N: N/A

P&ID: M-11

MANUFACTU: ROSEMOUNT

SERIAL NO:

ASSOC MANF: N/A

ASSOC S/N: N/A

ASSOC MANF: N/A

ASSOC S/N: N/A

SERVICE: EMERGENCY SERVICE WATER DISCHARGE TO RHR SERVICE WATER RETURN.

P.O. NO: M-206

FUNCTION: TRANSMITS SIGNAL TO FY-11-015B FOR CONTROL ROOM INDICATION.
REQUIRED FOR LOCA AND ALL HELBS FOR OPERATOR INFORMATION.
FED FROM CLASS 1E POWER.

SUBMERGENCE: N/A

CHEMICAL SPRAY: N/A

PARAMETER	ENVIRONMENT		DOCUMENTATION REFERENCE		QUALIFICATION	OUTSTANDING ITEMS	INTERFACES:
	SPECIFICATION	QUALIFICATION	SPECIFICATION	QUALIFICATION	METHOD		CABLE: EQRR 22
OPERATING TIME	180 DAYS	180 DAYS	78	114	TEST & ANAL.		
TEMPERATURE (F)	123	318	79	114	TEST		MAINTENANCE REQUIREMENTS: REFERENCE 540,114
PRESSURE (PSIA)	14.7	67.7	79	114	TEST		
RELATIVE HUMIDITY (%)	100	100	79	114	TEST		
RADIATION	8.78 E2	2.44 E7	79	114	TEST		REMARKS:
AGING	40 YRS.	20 YRS.	N/A	114,604	TEST & ANAL.		

DEFICIENCY RESOLUTION:

FACILITY: LGS UNIT: 1 DOCKET: 50-352 EQRR: 120

PREPARED BY: RDC DATE: 05/05/83 REVISION DATE: 05/05/83

REVIEWED BY: FMV DATE: 05/09/83

SYSTEM: EMERGENCY SERVICE WATER

PLANT ID: HV-11-011A

COMPONENT: MOTOR OPERATOR

ASSOC COMP: VALVE

ASSOC COMP: N/A

MANUFACTU: LIMITORQUE

ASSOC MANF: BIF

ASSOC MANF: N/A

ACCY: SPEC: N/A
DEMON: N/A
REF: N/A

MODEL NO.: SMB-00-10

ASSOC M/N: N/A

ASSOC M/N: N/A

SERIAL NO: N/A

ASSOC S/N: N/A

ASSOC S/N: N/A

LOCATION: ROOM 202

RACK/PANEL: N/A

ASSOC. DWG: LOC: M-204
P&ID: M-11

SERVICE: EMERGENCY SERVICE WATER RETURN PATH TO THE SPRAY POND VIa THE RHR SERVICE WATER SYSTEM AND THE SPRAY NETWORKS. NORMALLY KEY LOCKED OPEN.

P.O. NO: P-119A

FUNCTION: REMAIN OPEN. REQUIRED FOR LOCA AND ALL HELBS.

SUBMERGENCE: N/A

CHEMICAL SPRAY: N/A

PARAMETER	ENVIRONMENT		DOCUMENTATION REFERENCE		QUALIFICATION	OUTSTANDING ITEMS	INTERFACES:
	SPECIFICATION	QUALIFICATION	SPECIFICATION	QUALIFICATION	METHOD		LUGS: EQRR 171 CABLE: EQRR 21 & 22
OPERATING TIME	180 DAYS	180 DAYS	78	56,104,615	TEST & ANAL		
TEMPERATURE (F)	123	250	79	56,104	TEST & ANAL		MAINTENANCE REQUIREMENTS: REFERENCE 128, PARA. 4.1, 7.0, AND APPENDIX A.
PRESSURE (PSIA)	14.7	39.7	79	56,104	TEST		
RELATIVE HUMIDITY (Z)	100	100	79	56,104	TEST		
RADIATION	8.78 E2	2.00 E7	79	56,104	TEST		REMARKS:
AGING	40 YRS.	17.5 YRS.	N/A	56,104,620	TEST & ANAL		

DEFICIENCY RESOLUTION:

PREPARED BY: RDC DATE: 05/05/83 REVISION DATE: 05/05/83

FACILITY: LGS UNIT: 1 DOCKET: 50-352 EQRR: 120

REVIEWED BY: FMV DATE: 05/09/83

SYSTEM: EMERGENCY SERVICE WATER

ACCY: SPEC: N/A
DEMON: N/A
REF: N/A

LOCATION: ROOM 202

PLANT ID: HV-11-0118

RACK/PANEL: N/A

COMPONENT: MOTOR OPERATOR
ASSOC COMP: VALVE
ASSOC COMP: N/A

MODEL NO.: SMB-00-10
ASSOC M/N: N/A
ASSOC M/N: N/A

ASSOC. DWG: LOC: M-204
P&ID: M-11

MANUFACTU: LIMITORQUE
ASSOC MANF: BIF
ASSOC MANF: N/A

SERIAL NO: N/A
ASSOC S/N: N/A
ASSOC S/N: N/A

SERVICE: EMERGENCY SERVICE WATER RETURN PATH TO THE SPRAY POND VIA THE RHR SERVICE WATER SYSTEM AND THE SPRAY NETWORKS. NORMALLY KEY LOCKED OPEN.

P.O. NO: P-119A

FUNCTION: REMAIN OPEN. REQUIRED FOR LOCA AND ALL HELBS.

SUBMERGENCE: N/A

CHEMICAL SPRAY: N/A

PARAMETER	ENVIRONMENT		DOCUMENTATION REFERENCE		QUALIFICATION	OUTSTANDING ITEMS	INTERFACES:
	SPECIFICATION	QUALIFICATION	SPECIFICATION	QUALIFICATION	METHOD		LUGS: EQRR 171 CABLE: EQRR 21 & 22
OPERATING TIME	180 DAYS	180 DAYS	78	56,104,615	TEST & ANAL		
TEMPERATURE (F)	123	250	79	56,104	TEST & ANAL		MAINTENANCE REQUIREMENTS: REFERENCE 128, PARA. 4.1, 7.0, AND APPENDIX A.
PRESSURE (PSIA)	14.7	39.7	79	56,104	TEST		
RELATIVE HUMIDITY (%)	100	100	79	56,104	TEST		
RADIATION	8.78 E2	2.00 E7	79	56,104	TEST		REMARKS:
AGING	40 YRS.	17.5 YRS.	N/A	56,104,620	TEST & ANAL		

DEFICIENCY RESOLUTION:

PREPARED BY: RDC DATE: 05/05/83 REVISION DATE: 05/05/83

FACILITY: LGS UNIT: 1 DOCKET: 50-352 EQRR: 120

REVIEWED BY: FMV DATE: 05/09/83

SYSTEM: EMERGENCY SERVICE WATER

ACCY: SPEC: N/A
DEMON: N/A
REF: N/A

LOCATION: ROOM 202

PLANT ID: HV-11-015A

RACK/PANEL: N/A

COMPONENT: MOTOR OPERATOR
ASSOC COMP: VALVE
ASSOC COMP: N/A

MODEL NO.: SMB-00-10
ASSOC M/N: N/A
ASSOC M/N: N/A

ASSOC. DWG: LOC: M-327
P&ID: M-11

MANUFACTU: LIMITORQUE
ASSOC MANF: BIF
ASSOC MANF: N/A

SERIAL NO: N/A
ASSOC S/N: N/A
ASSOC S/N: N/A

SERVICE: EMERGENCY SERVICE WATER RETURN PATH TO THE SPRAY POND VIA THE RHR SERVICE WATER SYSTEM AND THE SPRAY NETWORKS. NORMALLY KEY LOCKED OPEN.

P.O. NO: P-119A

FUNCTION: REMAIN OPEN. REQUIRED FOR LOCA AND ALL HELBS.

SUBMERGENCE: N/A

CHEMICAL SPRAY: N/A

PARAMETER	ENVIRONMENT		DOCUMENTATION REFERENCE		QUALIFICATION	OUTSTANDING ITEMS	INTERFACES: LUGS: EQRR 171 CABLE: EQRR 21 & 22
	SPECIFICATION	QUALIFICATION	SPECIFICATION	QUALIFICATION	METHOD		
OPERATING TIME	180 DAYS	180 DAYS	78	56,104,615	TEST & ANAL		
TEMPERATURE (F)	123	250	79	56,104	TEST & ANAL		MAINTENANCE REQUIREMENTS: REFERENCE 128, PARA. 4.1, 7.0, AND APPENDIX A.
PRESSURE (PSIA)	14.7	39.7	79	56,104	TEST		
RELATIVE HUMIDITY (Z)	100	100	79	56,104	TEST		
RADIATION	8.78 E2	2.00 E7	79	56,104	TEST		REMARKS:
AGING	40 YRS.	17.5 YRS.	N/A	56,104,620	TEST & ANAL		

DEFICIENCY RESOLUTION:

PREPARED BY: RDC DATE: 05/05/83 REVISION DATE: 05/05/83

FACILITY: LGS UNIT: 1 DOCKET: 50-352 EQRR: 120

REVIEWED BY: FMV DATE: 05/09/83

SYSTEM: EMERGENCY SERVICE WATER

ACCY: SPEC: N/A
DEMON: N/A
REF: N/A

LOCATION: ROOM 202

PLANT ID: HV-11-015B

RACK/PANEL: N/A

COMPONENT: MOTOR OPERATOR
ASSOC COMP: VALVE
ASSOC COMP: N/A

MODEL NO.: SMB-00-10
ASSOC M/N: N/A
ASSOC M/N: N/A

ASSOC. DWG: LOC: M-327
P&ID: M-11

MANUFACTU: LIMITORQUE
ASSOC MANF: BIF
ASSOC MANF: N/A

SERIAL NO: N/A
ASSOC S/N: N/A
ASSOC S/N: N/A

SERVICE: EMERGENCY SERVICE WATER RETURN PATH TO THE SPRAY POND VIA THE RHR SERVICE WATER SYSTEM AND THE SPRAY NETWORKS. NORMALLY KEY LOCKED OPEN.

P.O. NO: P-119A

FUNCTION: REMAIN OPEN. REQUIRED FOR LOCA AND ALL HELBS.

SUBMERGENCE: N/A

CHEMICAL SPRAY: N/A

PARAMETER	ENVIRONMENT		DOCUMENTATION REFERENCE		QUALIFICATION	OUTSTANDING ITEMS	INTERFACES:
	SPECIFICATION	QUALIFICATION	SPECIFICATION	QUALIFICATION	METHOD		LUGS: EQRR 171 CABLE: EQRR 21 & 22
OPERATING TIME	180 DAYS	180 DAYS	78	56,104,615	TEST & ANAL		
TEMPERATURE (F)	123	250	79	56,104	TEST & ANAL		MAINTENANCE REQUIREMENTS: REFERENCE 128, PARA. 4.1, 7.0, AND APPENDIX A.
PRESSURE (PSIA)	14.7	39.7	79	56,104	TEST		
RELATIVE HUMIDITY (%)	100	100	79	56,104	TEST		
RADIATION	8.78 E2	2.00 E7	79	56,104	TEST		REMARKS:
AGING	40 YRS.	17.5 YRS.	N/A	56,104,620	TEST & ANAL		

DEFICIENCY RESOLUTION:

PREPARED BY: RDC DATE: 07/08/83 REVISION DATE: 09/06/83

FACILITY: LGS UNIT: 1 DOCKET: 50-352 EQRR: 80

REVIEWED BY: FMV DATE: 09/06/83

SYSTEM: EMERGENCY SERVICE WATER

ACCY: SPEC: N/A
DEMON: N/A
REF: N/A

LOCATION: ROOM 203

PLANT ID: HV-11-041

RACK/PANEL: N/A

COMPONENT: PILOT SOLENOID VALVE
ASSOC COMP: AIR OPERATOR
ASSOC COMP: N/A

MODEL NO.: NP8344-A71E
ASSOC M/N: N/A
ASSOC M/N: N/A

ASSOC. DWG: LOC: M-0228
P&ID: M-11

MANUFACTU: AUTOMATIC SWITCH COMPANY
ASSOC MANF: INVAR
ASSOC MANF: N/A

SERIAL NO:
ASSOC S/N: N/A
ASSOC S/N: N/A

SERVICE: EMERGENCY SERVICE WATER (LOOP A) RETURN LINE.
NORMALLY ENERGIZED CLOSED, FAILS OPEN.

P.O. NO: F-59145

FUNCTION: OPENS UPON START OF ESW PUMP A.
REQUIRED FOR LOCA AND ALL HELBS.

SUBMERGENCE: N/A

CHEMICAL SPRAY: N/A

PARAMETER	ENVIRONMENT		DOCUMENTATION REFERENCE		QUALIFICATION	OUTSTANDING ITEMS	INTERFACES:
	SPECIFICATION	QUALIFICATION	SPECIFICATION	QUALIFICATION	METHOD		CABLE: EQRR 22
OPERATING TIME	180 DAYS	180 DAYS	78	138	TEST & ANAL.		
TEMPERATURE (F)	275 (I)	346	85	138	TEST		MAINTENANCE REQUIREMENTS: REFERENCE 138 SUPPLEMENT 3.
PRESSURE (PSIA)	16.2 (I)	124.7	85	138	TEST		
RELATIVE HUMIDITY (%)	100 (I)	100	85	138	TEST		
RADIATION	5.29 E6	2.00 E8	85	138	TEST		REMARKS:
AGING	40 YRS.	40 YRS.	N/A	138	TEST & ANAL.		

DEFICIENCY RESOLUTION:

PREPARED BY: DJT DATE: 07/05/83 REVISION DATE: 02/24/84

FACILITY: LGS UNIT: 1 DOCKET: 50-352 EQRR: 78

REVIEWED BY: WJB DATE: 04/12/84

SYSTEM: EMERGENCY SERVICE WATER
ACCY:SPEC: N/A
DEMON: N/A
REF: N/A
LOCATION: ROOM 109

PLANT ID: HV-11-042
RACK/PANEL: N/A

COMPONENT: PILOT SOLENOID VALVE
MODEL NO.: 206-832-3U

ASSOC COMP: AIR OPERATOR
ASSOC M/N: N/A
ASSOC. DWG: LOC: M-0227
P&ID: M-11

ASSOC COMP: N/A
ASSOC M/N: N/A

MANUFACTU: AUTOMATIC SWITCH COMPANY
SERIAL NO:

ASSOC MANF: KEILLEY - MUELLER
ASSOC S/N: N/A

ASSOC MANF: N/A
ASSOC S/N: N/A

SERVICE: HPCI PUMP COMPARTMENT UNIT COOLERS ESW RETURN LINE.
NORMALLY ENERGIZED CLOSED, FAILS OPEN.
P.O. NO: F-59145

FUNCTION: OPENS UPON START OF ESW PUMP B.
REQUIRED FOR ALL HELBS EXCEPT HPCILB.
SUBMERGENCE: N/A

CHEMICAL SPRAY: N/A

PARAMETER	ENVIRONMENT		DOCUMENTATION REFERENCE		QUALIFICATION	OUTSTANDING ITEMS	INTERFACES:
	SPECIFICATION	QUALIFICATION	SPECIFICATION	QUALIFICATION	METHOD		CABLE: EQRR 22
OPERATING TIME	6 HRS.	30 DAYS	78	119	TEST		
TEMPERATURE (F)	115	450	85	119	TEST		MAINTENANCE REQUIREMENTS: REFERENCE 119, APPENDIX C.
PRESSURE (PSIA)	14.7	60.7	85	119	TEST		
RELATIVE HUMIDITY (%)	90	100	85	119	TEST		
RADIATION	9.37 E5	2.05 E8	85	119	TEST		REMARKS: SPECIFIED RADIATION IS FOR HELB.
AGING	40 YRS.	40 YRS.	N/A	119	TEST & ANAL.		

DEFICIENCY RESOLUTION:

PREPARED BY: DJT DATE: 07/05/83 REVISION DATE: 02/24/84

FACILITY: LGS UNIT: 1 DOCKET: 50-352 EQRR: 78

REVIEWED BY: WJB DATE: 04/12/84

SYSTEM: EMERGENCY SERVICE WATER
ACCY: SPEC: N/A
DEMON: N/A
REF: N/A
LOCATION: ROOM 109

PLANT ID: HV-11-043
RACK/PANEL: N/A

COMPONENT: PILOT SOLENOID VALVE
MODEL NO.: 206-832-3U

ASSOC COMP: AIR OPERATOR
ASSOC M/N: N/A
ASSOC. DWG: LOC: M-0227
P&ID: M-11

ASSOC COMP: N/A
ASSOC M/N: N/A

MANUFACTU: AUTOMATIC SWITCH COMPANY
SERIAL NO:

ASSOC MANF: KEILLEY - MUELLER
ASSOC S/N: N/A

ASSOC MANF: N/A
ASSOC S/N: N/A

SERVICE: HPCI PUMP COMPARTMENT UNIT COOLERS SERVICE WATER RETURN LINE.
NORMALLY ENERGIZED OPEN, FAILS CLOSED.
P.O. NO: F-59145

FUNCTION: CLOSES UPON START OF ESW PUMP B.
REQUIRED FOR ALL HELBS EXCEPT HPCILB.
SUBMERGENCE: N/A

CHEMICAL SPRAY: N/A

PARAMETER	ENVIRONMENT		DOCUMENTATION REFERENCE		QUALIFICATION	OUTSTANDING ITEMS	INTERFACES:
	SPECIFICATION	QUALIFICATION	SPECIFICATION	QUALIFICATION	METHOD		CABLE: EQRR 22
OPERATING TIME	6 HRS.	30 DAYS	78	119	TEST		
TEMPERATURE (F)	115	450	85	119	TEST		MAINTENANCE REQUIREMENTS: REFERENCE 119, APPENDIX C.
PRESSURE (PSIA)	14.7	60.7	85	119	TEST		
RELATIVE HUMIDITY (%)	90	100	85	119	TEST		
RADIATION	9.37 E5	2.05 E8	85	119	TEST		REMARKS: SPECIFIED RADIATION IS FOR HELB.
AGING	40 YRS.	40 YRS.	N/A	119	TEST & ANAL.		

DEFICIENCY RESOLUTION:

PREPARED BY: RDC DATE: 07/08/83 REVISION DATE: 09/06/83

FACILITY: LGS UNIT: 1 DOCKET: 50-352 EQRR: 80

REVIEWED BY: FMV DATE: 09/06/83

SYSTEM: EMERGENCY SERVICE WATER

ACCY: SPEC: N/A
DEMON: N/A
REF: N/A

LOCATION: ROOM 207

PLANT ID: HV-11-044

RACK/PANEL: N/A

COMPONENT: PILOT SOLENOID VALVE
ASSOC COMP: AIR OPERATOR
ASSOC COMP: N/A

MODEL NO.: NP8344-A71E
ASSOC M/N: N/A
ASSOC M/N: N/A

ASSOC. DWG: LOC: M-0238
P&ID: M-11

MANUFACTU: AUTOMATIC SWITCH COMPANY
ASSOC MANF: INVAR
ASSOC MANF: N/A

SERIAL NO:
ASSOC S/N: N/A
ASSOC S/N: N/A

SERVICE: EMERGENCY SERVICE WATER (LOOP B) RETURN LINE.
NORMALLY ENERGIZED CLOSED, FAILS OPEN.

P.O. NO: F-59145

FUNCTION: OPENS UPON START OF ESW PUMP B.
REQUIRED FOR LOCA AND ALL HELBS.

SUBMERGENCE: N/A

CHEMICAL SPRAY: N/A

PARAMETER	ENVIRONMENT		DOCUMENTATION REFERENCE		QUALIFICATION	OUTSTANDING ITEMS	INTERFACES:
	SPECIFICATION	QUALIFICATION	SPECIFICATION	QUALIFICATION	METHOD		CABLE: EQRR 22
OPERATING TIME	180 DAYS	180 DAYS	78	138	TEST & ANAL.		
TEMPERATURE (F)	115	346	85	138	TEST		MAINTENANCE REQUIREMENTS: REFERENCE 138 SUPPLEMENT 3.
PRESSURE (PSIA)	14.7	124.7	85	138	TEST		
RELATIVE HUMIDITY (%)	90	100	85	138	TEST		
RADIATION	3.70 E6	2.00 E8	85	138	TEST		REMARKS:
AGING	40 YRS.	40 YRS.	N/A	138	TEST & ANAL.		

DEFICIENCY RESOLUTION:

PREPARED BY: RDC DATE: 06/27/83 REVISION DATE: 09/12/83

FACILITY: LGS UNIT: 1 DOCKET: 50-352 EQRR: 124

REVIEWED BY: FMV DATE: 09/12/83

SYSTEM: EMERGENCY SERVICE WATER

PLANT ID: HV-11-048

COMPONENT: PILOT SOLENOID VALVE
ASSOC COMP: AIR OPERATOR
ASSOC COMP: N/A

MANUFACTU: AUTOMATIC SWITCH COMPANY
ASSOC MANF: FISHER VALVES
ASSOC MANF: N/A

ACCY: SPEC: N/A
DEMON: N/A
REF: N/A

MODEL NO.: NP8320A105E
ASSOC M/N: N/A
ASSOC M/N: N/A

SERIAL NO:
ASSOC S/N: N/A
ASSOC S/N: N/A

LOCATION: ROOM 279

RACK/PANEL: N/A

ASSOC. DWG: LOC: M-0319
P&ID: M-11

SERVICE: CROSS TIE BETWEEN EMERGENCY SERVICE WATER AND SERVICE WATER. NORMALLY ENERGIZED OPEN, FAILS CLOSED.

P.O. NO: F-59145

FUNCTION: ISOLATES UPON START OF ESW PUMP A. REQUIRED FOR LOCA AND ALL HELBS.

SUBMERGENCE: N/A

CHEMICAL SPRAY: N/A

PARAMETER	ENVIRONMENT		DOCUMENTATION REFERENCE		QUALIFICATION	OUTSTANDING ITEMS	INTERFACES:
	SPECIFICATION	QUALIFICATION	SPECIFICATION	QUALIFICATION	METHOD		CABLE: EQRR 22
OPERATING TIME	180 DAYS	180 DAYS	78	119	TEST & ANAL		
TEMPERATURE (F)	120	450	85	119	TEST		MAINTENANCE REQUIREMENTS: REFERENCE 119, APPENDIX C.
PRESSURE (PSIA)	14.7	60.7	85	119	TEST		
RELATIVE HUMIDITY (%)	90	100	85	119	TEST		
RADIATION	3.70 E6	2.05 E8	85	119	TEST		REMARKS:
AGING	40 YRS.	40 YRS.	N/A	119	TEST & ANAL.		

DEFICIENCY RESOLUTION:

PREPARED BY: RDC DATE: 06/27/83 REVISION DATE: 09/12/83

FACILITY: LGS UNIT: 1 DOCKET: 50-352 EQRR: 124

REVIEWED BY: FMV DATE: 09/12/83

SYSTEM: EMERGENCY SERVICE WATER

ACCY: SPEC: N/A
DEMON: N/A
REF: N/A

LOCATION: ROOM 279

PLANT ID: HV-11-049

RACK/PANEL: N/A

COMPONENT: PILOT SOLENOID VALVE
ASSOC COMP: AIR OPERATOR
ASSOC COMP: N/A

MODEL NO.: NP8320A105E
ASSOC M/N: N/A
ASSOC M/N: N/A

ASSOC. DWG: LOC: M-0319
P&ID: M-11

MANUFACTU: AUTOMATIC SWITCH COMPANY
ASSOC MANF: FISHER VALVES
ASSOC MANF: N/A

SERIAL NO:
ASSOC S/N: N/A
ASSOC S/N: N/A

SERVICE: UNIT 2 RCIC PUMP COMPARTMENT UNIT COOLERS ESW RETURN LINE.
NORMALLY ENERGIZED CLOSED, FAILS OPEN.

P.O. NO: F-59145

FUNCTION: OPENS UPON START OF ESW PUMP A.
REQUIRED FOR LOCA AND ALL HELBS.

SUBMERGENCE: N/A

CHEMICAL SPRAY: N/A

PARAMETER	ENVIRONMENT		DOCUMENTATION REFERENCE		QUALIFICATION	OUTSTANDING ITEMS	INTERFACES:
	SPECIFICATION	QUALIFICATION	SPECIFICATION	QUALIFICATION	METHOD		CABLE: EQRR 22
OPERATING TIME	180 DAYS	180 DAYS	78	119	TEST & ANAL		
TEMPERATURE (F)	120	450	85	119	TEST		MAINTENANCE REQUIREMENTS: REFERENCE 119, APPENDIX C.
PRESSURE (PSIA)	14.7	60.7	85	119	TEST		
RELATIVE HUMIDITY (%)	90	100	85	119	TEST		
RADIATION	3.70 E6	2.05 E8	85	119	TEST		REMARKS:
AGING	40 YRS.	40 YRS.	N/A	119	TEST & ANAL.		

DEFICIENCY RESOLUTION:

PREPARED BY: RDC DATE: 07/08/83 REVISION DATE: 09/06/83

FACILITY: LGS UNIT: 1 DOCKET: 50-352 EQRR: 80

REVIEWED BY: FMV DATE: 09/06/83

SYSTEM: EMERGENCY SERVICE WATER

ACCY: SPEC: N/A
DEMON: N/A
REF: N/A

LOCATION: ROOM 203

PLANT ID: HV-11-071

RACK/PANEL: N/A

COMPONENT: PILOT SOLENOID VALVE
ASSOC COMP: AIR OPERATOR
ASSOC COMP: N/A

MODEL NO.: NP8344-A71E
ASSOC M/N: N/A
ASSOC M/N: N/A

ASSOC. DWG: LOC: M-0228
P&ID: M-11

MANUFACTU: AUTOMATIC SWITCH COMPANY
ASSOC MANF: INVAR
ASSOC MANF: N/A

SERIAL NO:
ASSOC S/N: N/A
ASSOC S/N: N/A

SERVICE: EMERGENCY SERVICE WATER (LOOP A) RETURN LINE.
NORMALLY ENERGIZED CLOSED, FAILS OPEN.

P.O. NO: F-59145

FUNCTION: OPENS UPON START OF ESW PUMP C.
REQUIRED FOR LOCA AND ALL HELBS.

SUBMERGENCE: N/A

CHEMICAL SPRAY: N/A

PARAMETER	ENVIRONMENT		DOCUMENTATION REFERENCE		QUALIFICATION	OUTSTANDING ITEMS	INTERFACES:
	SPECIFICATION	QUALIFICATION	SPECIFICATION	QUALIFICATION	METHOD		CABLE: EQRR 22
OPERATING TIME	180 DAYS	180 DAYS	78	138	TEST & ANAL.		
TEMPERATURE (F)	275 (I)	346	85	138	TEST		MAINTENANCE REQUIREMENTS: REFERENCE 138 SUPPLEMENT 3.
PRESSURE (PSIA)	16.2 (I)	124.7	85	138	TEST		
RELATIVE HUMIDITY (%)	100 (I)	100	85	138	TEST		
RADIATION	5.29 E6	2.00 E8	85	138	TEST		REMARKS:
AGING	40 YRS.	40 YRS.	N/A	138	TEST & ANAL.		

DEFICIENCY RESOLUTION:

FACILITY: LGS UNIT: 1 DOCKET: 50-352 EQRR: 78

PREPARED BY: DJT DATE: 07/05/83 REVISION DATE: 02/24/84

REVIEWED BY: WJB DATE: 04/12/84

SYSTEM: EMERGENCY SERVICE WATER

ACCY: SPEC: N/A
DEMON: N/A
REF: N/A

LOCATION: ROOM 109

PLANT ID: HV-11-072

RACK/PANEL: N/A

COMPONENT: PILOT SOLENOID VALVE
ASSOC [illegible]: AIR OPERATOR
ASSOC [illegible]: N/A

MODEL NO.: 206-832-3U
ASSOC M/N: N/A
ASSOC M/N: N/A

ASSOC. DWG: LOC: M-0227
P&ID: M-11

MANUFACTU: AUTOMATIC SWITCH COMPANY
ASSOC MANF: KEILLEY - MUELLER
ASSOC MANF: N/A

SERIAL NO:
ASSOC S/N: N/A
ASSOC S/N: N/A

SERVICE: HPCI PUMP COMPARTMENT UNIT COOLERS ESW RETURN LINE.
NORMALLY ENERGIZED CLOSED, FAILS OPEN.

P.O. NO: F-59145

FUNCTION: OPENS UPON START OF ESW PUMP D.
REQUIRED FOR ALL HELBS EXCEPT HPCILB.

SUBMERGENCE: N/A

CHEMICAL SPRAY: N/A

PARAMETER	ENVIRONMENT		DOCUMENTATION REFERENCE		QUALIFICATION	OUTSTANDING ITEMS	INTERFACES:
	SPECIFICATION	QUALIFICATION	SPECIFICATION	QUALIFICATION	METHOD		CABLE: EQRR 22
OPERATING TIME	6 HRS.	30 DAYS	78	119	TEST		
TEMPERATURE (F)	115	450	85	119	TEST		MAINTENANCE REQUIREMENTS: REFERENCE 119, APPENDIX C.
PRESSURE (PSIA)	14.7	60.7	85	119	TEST		
RELATIVE HUMIDITY (%)	90	100	85	119	TEST		
RADIATION	9.37 E5	2.05 E8	85	119	TEST		REMARKS: SPECIFIED RADIATION IS FOR HELB.
AGING	40 YRS.	40 YRS.	N/A	119	TEST & ANAL.		

DEFICIENCY RESOLUTION:

FACILITY: LGS UNIT: 1 DOCKET: 50-352 EQRR: 78

PREPARED BY: DJT DATE: 07/05/83 REVISION DATE: 02/24/84

REVIEWED BY: WJB DATE: 04/12/84

SYSTEM: EMERGENCY SERVICE WATER

ACCY: SPEC: N/A
DEMON: N/A
REF: N/A

LOCATION: ROOM 109

PLANT ID: HV-11-073

RACK/PANEL: N/A

COMPONENT: PILOT SOLENOID VALVE
ASSOC COMP: AIR OPERATOR
ASSOC COMP: N/A

MODEL NO.: 206-832-3U
ASSOC M/N: N/A
ASSOC M/N: N/A

ASSOC. DWG: LOC: M-0227
P&ID: M-11

MANUFACTU: AUTOMATIC SWITCH COMPANY
ASSOC MANF: KEILLEY - MUELLER
ASSOC MANF: N/A

SERIAL NO:
ASSOC S/N: N/A
ASSOC S/N: N/A

SERVICE: HPCI PUMP COMPARTMENT UNIT COOLERS SERVICE WATER RETURN LINE.
NORMALLY ENERGIZED OPEN, FAILS CLOSED.

P.O. NO: F-59145

FUNCTION: CLOSES UPON START OF ESW PUMP D.
REQUIRED FOR ALL HELBS EXCEPT HPCILB.

SUBMERGENCE: N/A

CHEMICAL SPRAY: N/A

PARAMETER	ENVIRONMENT		DOCUMENTATION REFERENCE		QUALIFICATION	OUTSTANDING ITEMS	INTERFACES:
	SPECIFICATION	QUALIFICATION	SPECIFICATION	QUALIFICATION	METHOD		CABLE: EQRR 22
OPERATING TIME	6 HRS.	30 DAYS	78	119	TEST		
TEMPERATURE (F)	115	450	85	119	TEST		MAINTENANCE REQUIREMENTS: REFERENCE 119, APPENDIX C.
PRESSURE (PSIA)	14.7	60.7	85	119	TEST		
RELATIVE HUMIDITY (%)	90	100	85	119	TEST		
RADIATION	9.37 E5	2.05 E8	85	119	TEST		REMARKS: SPECIFIED RADIATION IS FOR HELB.
AGING	40 YRS.	40 YRS.	N/A	119	TEST & ANAL.		

DEFICIENCY RESOLUTION:

FACILITY: LGS UNIT: 1 DOCKET: 50-352 EQRR: 80

PREPARED BY: RDC DATE: 07/08/83 REVISION DATE: 08/01/83

REVIEWED BY: FMV DATE: 08/01/83

SYSTEM: EMERGENCY SERVICE WATER

ACCY: SPEC: N/A
DEMON: N/A
REF: N/A

LOCATION: ROOM 207

PLANT ID: HV-11-074

RACK/PANEL: N/A

COMPONENT: PILOT SOLENOID VALVE
ASSOC COMP: AIR OPERATOR
ASSOC COMP: N/A

MODEL NO.: NP8344-A71E
ASSOC M/N: N/A
ASSOC M/N: N/A

ASSOC. DWG: LOC: M-0238
P&ID: M-11

MANUFACTU: AUTOMATIC SWITCH COMPANY
ASSOC MANF: INVAR
ASSOC MANF: N/A

SERIAL NO:
ASSOC S/N: N/A
ASSOC S/N: N/A

SERVICE: EMERGENCY SERVICE WATER (LOOP B) RETURN TIE TO SERVICE WATER ISOLATION VALVE. NORMALLY ENERGIZED CLOSED, FAILS OPEN.

P.O. NO: F-59145

FUNCTION: OPENS UPON START OF ESW PUMP D. REQUIRED FOR LOCA AND ALL HELBS.

SUBMERGENCE: N/A

CHEMICAL SPRAY: N/A

PARAMETER	ENVIRONMENT		DOCUMENTATION REFERENCE		QUALIFICATION	OUTSTANDING ITEMS	INTERFACES: CABLE: EQRR 22
	SPECIFICATION	QUALIFICATION	SPECIFICATION	QUALIFICATION	METHOD		
OPERATING TIME	1 HR.	30 DAYS	538	138	TEST		
TEMPERATURE (F)	115	346	85	138	TEST		MAINTENANCE REQUIREMENTS: REFERENCE 138 SUPPLEMENT 3.
PRESSURE (PSIA)	14.7	124.7	85	138	TEST		
RELATIVE HUMIDITY (%)	90	100	85	138	TEST		
RADIATION	8.85 E4	2.00 E8	85	138	TEST		REMARKS:
AGING	40 YRS.	40 YRS.	N/A	138	TEST & ANAL.		

DEFICIENCY RESOLUTION:

PREPARED BY: RDC DATE: 06/27/83 REVISION DATE: 09/12/83

FACILITY: LGS UNIT: 1 DOCKET: 50-352 EQRR: 124

REVIEWED BY: FMV DATE: 09/12/83

SYSTEM: EMERGENCY SERVICE WATER

ACCY: SPEC: N/A
DEMON: N/A
REF: N/A

LOCATION: ROOM 279

PLANT ID: HV-11-078

RACK/PANEL: N/A

COMPONENT: PILOT SOLENOID VALVE
ASSOC COMP: AIR OPERATOR
ASSOC COMP: N/A

MODEL NO.: NP8320A185E
ASSOC M/N: N/A
ASSOC M/N: N/A

ASSOC. DWG: LOC: M-0319
P&ID: M-11

MANUFACTU: AUTOMATIC SWITCH COMPANY
ASSOC MANF: FISHER VALVES
ASSOC MANF: N/A

SERIAL NO:
ASSOC S/N: N/A
ASSOC S/N: N/A

SERVICE: CROSS TIE BETWEEN EMERGENCY SERVICE WATER AND SERVICE WATER.
NORMALLY ENERGIZED OPEN, FAILS CLOSED.

P.O. NO: F-59145

FUNCTION: ISOLATES UPON START OF ESW PUMP C.
REQUIRED FOR LOCA AND ALL HELBS.

SUBMERGENCE: N/A

CHEMICAL SPRAY: N/A

PARAMETER	ENVIRONMENT		DOCUMENTATION REFERENCE		QUALIFICATION	OUTSTANDING ITEMS	INTERFACES:
	SPECIFICATION	QUALIFICATION	SPECIFICATION	QUALIFICATION	METHOD		CABLE: EQRR 22
OPERATING TIME	180 DAYS	180 DAYS	78	119	TEST & ANAL		
TEMPERATURE (F)	120	450	85	119	TEST		MAINTENANCE REQUIREMENTS: REFERENCE 119, APPENDIX C.
PRESSURE (PSIA)	14.7	60.7	85	119	TEST		
RELATIVE HUMIDITY (%)	90	100	85	119	TEST		
RADIATION	3.70 E6	2.05 E8	85	119	TEST		REMARKS:
AGING	40 YRS.	40 YRS.	N/A	119	TEST & ANAL.		

DEFICIENCY RESOLUTION:

PREPARED BY: RDC DATE: 06/27/83 REVISION DATE: 09/12/83

FACILITY: LGS UNIT: 1 DOCKET: 50-352 EQRR: 124

REVIEWED BY: FMV DATE: 09/12/83

SYSTEM: EMERGENCY SERVICE WATER

ACCY: SPEC: N/A
DEMON: N/A
REF: N/A

LOCATION: ROOM 279

PLANT ID: HV-11-079

RACK/PANEL: N/A

COMPONENT: PILOT SOLENOID VALVE
ASSOC COMP: AIR OPERATOR
ASSOC COMP: N/A

MODEL NO.: NP8320A185E
ASSOC M/N: N/A
ASSOC M/N: N/A

ASSOC. DWG: LOC: M-0319
P&ID: M-11

MANUFACTU: AUTOMATIC SWITCH COMPANY
ASSOC MANF: FISHER VALVES
ASSOC MANF: N/A

SERIAL NO:
ASSOC S/N: N/A
ASSOC S/N: N/A

SERVICE: UNIT 2 RCIC PUMP COMPARTMENT UNIT COOLERS ESW RETURN LINE.
NORMALLY ENERGIZED CLOSED, FAILS OPEN.

P.O. NO: F-59145

FUNCTION: OPENS UPON START OF ESW PUMP C.
REQUIRED FOR LOCA AND ALL HELBS.

SUBMERGENCE: N/A

CHEMICAL SPRAY: N/A

PARAMETER	ENVIRONMENT		DOCUMENTATION REFERENCE		QUALIFICATION	OUTSTANDING ITEMS	INTERFACES:
	SPECIFICATION	QUALIFICATION	SPECIFICATION	QUALIFICATION	METHOD		CABLE: EQRR 22
OPERATING TIME	180 DAYS	180 DAYS	78	119	TEST & ANAL		
TEMPERATURE (F)	120	450	85	119	TEST		MAINTENANCE REQUIREMENTS: REFERENCE 119, APPENDIX C.
PRESSURE (PSIA)	14.7	60.7	85	119	TEST		
RELATIVE HUMIDITY (%)	90	100	85	119	TEST		
RADIATION	3.70 E6	2.05 E8	85	119	TEST		REMARKS:
AGING	40 YRS.	40 YRS.	N/A	119	TEST & ANAL.		

DEFICIENCY RESOLUTION:

PREPARED BY: RDC DATE: 06/27/83 REVISION DATE: 09/12/83

FACILITY: LGS UNIT: 1 DOCKET: 50-352 EQRR: 124

REVIEWED BY: FMV DATE: 09/12/83

SYSTEM: EMERGENCY SERVICE WATER

ACCY: SPEC: N/A
DEMON: N/A
REF: N/A

LOCATION: ROOM 110

PLANT ID: HV-11-101A

RACK/PANEL: N/A

COMPONENT: PILOT SOLENOID VALVE
ASSOC COMP: AIR OPERATOR
ASSOC COMP: N/A

MODEL NO.: NP8320A185E
ASSOC M/N: N/A
ASSOC M/N: N/A

ASSOC. DWG: LOC: M-0218
P&ID: M-11

MANUFACTU: AUTOMATIC SWITCH COMPANY
ASSOC MANF: FISHER VALVES
ASSOC MANF: N/A

SERIAL NO:
ASSOC S/N: N/A
ASSOC S/N: N/A

SERVICE: CORE SPRAY PUMP COMPARTMENT UNIT COOLER.
NORMALLY ENERGIZED CLOSED, FAILS OPEN.

P.O. NO: F-59145

FUNCTION: OPENS UPON START OF ASSOCIATED UNIT COOLER.
REQUIRED FOR LOCA AND ALL HELBS.

SUBMERGENCE: N/A

CHEMICAL SPRAY: N/A

PARAMETER	ENVIRONMENT		DOCUMENTATION REFERENCE		QUALIFICATION	OUTSTANDING ITEMS	INTERFACES:
	SPECIFICATION	QUALIFICATION	SPECIFICATION	QUALIFICATION	METHOD		CABLE: EQRR 22
OPERATING TIME	180 DAYS	180 DAYS	78	119	TEST & ANAL		
TEMPERATURE (F)	115	450	85	119	TEST		MAINTENANCE REQUIREMENTS: REFERENCE 119, APPENDIX C.
PRESSURE (PSIA)	14.7	60.7	85	119	TEST		
RELATIVE HUMIDITY (%)	90	100	85	119	TEST		
RADIATION	3.95 E6	2.05 E8	85	119	TEST		REMARKS:
AGING	40 YRS.	40 YRS.	N/A	119	TEST & ANAL.		

DEFICIENCY RESOLUTION:

PREPARED BY: RDC DATE: 06/27/83 REVISION DATE: 09/12/83

FACILITY: LGS UNIT: 1 DOCKET: 50-352 EQRR: 124

REVIEWED BY: FMV DATE: 09/12/83

SYSTEM: EMERGENCY SERVICE WATER

ACCY: SPEC: N/A
DEMON: N/A
REF: N/A

LOCATION: ROOM 117

PLANT ID: HV-11-101B

RACK/PANEL: N/A

COMPONENT: PILOT SOLENOID VALVE
ASSOC COMP: AIR OPERATOR
ASSOC COMP: N/A

MODEL NO.: NP8320A185E
ASSOC M/N: N/A
ASSOC M/N: N/A

ASSOC. DWG: LOC: M-0218
P&ID: M-11

MANUFACTU: AUTOMATIC SWITCH COMPANY
ASSOC MANF: FISHER VALVES
ASSOC MANF: N/A

SERIAL NO:
ASSOC S/N: N/A
ASSOC S/N: N/A

SERVICE: CORE SPRAY PUMP COMPARTMENT UNIT COOLER.
NORMALLY ENERGIZED CLOSED, FAILS OPEN.

P.O. NO: F-59145

FUNCTION: OPENS UPON START OF ASSOCIATED UNIT COOLER.
REQUIRED FOR LOCA AND ALL HELBS.

SUBMERGENCE: N/A

CHEMICAL SPRAY: N/A

PARAMETER	ENVIRONMENT		DOCUMENTATION REFERENCE		QUALIFICATION	OUTSTANDING ITEMS	INTERFACES:
	SPECIFICATION	QUALIFICATION	SPECIFICATION	QUALIFICATION	METHOD		CABLE: EQRR 22
OPERATING TIME	180 DAYS	180 DAYS	78	119	TEST & ANAL		
TEMPERATURE (F)	115	450	85	119	TEST		MAINTENANCE REQUIREMENTS: REFERENCE 119, APPENDIX C.
PRESSURE (PSIA)	14.7	60.7	85	119	TEST		
RELATIVE HUMIDITY (%)	90	100	85	119	TEST		
RADIATION	3.95 E6	2.05 E8	85	119	TEST		REMARKS:
AGING	40 YRS.	40 YRS.	N/A	119	TEST & ANAL.		

DEFICIENCY RESOLUTION:

PREPARED BY: RDC DATE: 06/27/83 REVISION DATE: 09/12/83

FACILITY: LGS UNIT: 1 DOCKET: 50-352 EQRR: 124

REVIEWED BY: FMV DATE: 09/12/83

SYSTEM: EMERGENCY SERVICE WATER

ACCY: SPEC: N/A
DEMON: N/A
REF: N/A

LOCATION: ROOM 113

PLANT ID: HV-11-101C

RACK/PANEL: N/A

COMPONENT: PILOT SOLENOID VALVE
ASSOC COMP: AIR OPERATOR
ASSOC COMP: N/A

MODEL NO.: NP8320A185E
ASSOC M/N: N/A
ASSOC M/N: N/A

ASSOC. DWG: LOC: M-0218
P&ID: M-11

MANUFACTU: AUTOMATIC SWITCH COMPANY
ASSOC MANF: FISHER VALVES
ASSOC MANF: N/A

SERIAL NO:
ASSOC S/N: N/A
ASSOC S/N: N/A

SERVICE: CORE SPRAY PUMP COMPARTMENT UNIT COOLER.
NORMALLY ENERGIZED CLOSED, FAILS OPEN.

P.O. NO: F-59145

FUNCTION: OPENS UPON START OF ASSOCIATED UNIT COOLER.
REQUIRED FOR LOCA AND ALL HELBS.

SUBMERGENCE: N/A

CHEMICAL SPRAY: N/A

PARAMETER	ENVIRONMENT		DOCUMENTATION REFERENCE		QUALIFICATION	OUTSTANDING ITEMS	INTERFACES:
	SPECIFICATION	QUALIFICATION	SPECIFICATION	QUALIFICATION	METHOD		CABLE: EQRR 22
OPERATING TIME	180 DAYS	180 DAYS	78	119	TEST & ANAL		
TEMPERATURE (F)	115	450	85	119	TEST		MAINTENANCE REQUIREMENTS: REFERENCE 119, APPENDIX C.
PRESSURE (PSIA)	14.7	60.7	85	119	TEST		
RELATIVE HUMIDITY (%)	90	100	85	119	TEST		
RADIATION	3.95 E6	2.05 E8	85	119	TEST		REMARKS:
AGING	40 YRS.	40 YRS.	N/A	119	TEST & ANAL.		

DEFICIENCY RESOLUTION:

FACILITY: LGS UNIT: 1 DOCKET: 50-352 EQRR: 124

PREPARED BY: RDC DATE: 06/27/83 REVISION DATE: 09/12/83

REVIEWED BY: FMV DATE: 09/12/83

SYSTEM: EMERGENCY SERVICE WATER

PLANT ID: HV-11-101D

ACCY: SPEC: N/A
DEMON: N/A
REF: N/A

LOCATION: ROOM 114

RACK/PANEL: N/A

COMPONENT: PILOT SOLENOID VALVE
ASSOC COMP: AIR OPERATOR
ASSOC COMP: N/A

MODEL NO.: NP8320A185E
ASSOC M/N: N/A
ASSOC M/N: N/A

ASSOC. DWG: LOC: M-0218
P&ID: M-11

MANUFACTU: AUTOMATIC SWITCH COMPANY
ASSOC MANF: FISHER VALVES
ASSOC MANF: N/A

SERIAL NO:
ASSOC S/N: N/A
ASSOC S/N: N/A

SERVICE: CORE SPRAY PUMP COMPARTMENT UNIT COOLER.
NORMALLY ENERGIZED CLOSED, FAILS OPEN.

P.O. NO: F-59145

FUNCTION: OPENS UPON START OF ASSOCIATED UNIT COOLER.
REQUIRED FOR LOCA AND ALL HELBS.

SUBMERGENCE: N/A

CHEMICAL SPRAY: N/A

PARAMETER	ENVIRONMENT		DOCUMENTATION REFERENCE		QUALIFICATION	OUTSTANDING ITEMS	INTERFACES:
	SPECIFICATION	QUALIFICATION	SPECIFICATION	QUALIFICATION	METHOD		CABLE: EQRR 22
OPERATING TIME	180 DAYS	180 DAYS	78	119	TEST & ANAL		
TEMPERATURE (F)	115	450	85	119	TEST		MAINTENANCE REQUIREMENTS: REFERENCE 119, APPENDIX C.
PRESSURE (PSIA)	14.7	60.7	85	119	TEST		
RELATIVE HUMIDITY (%)	90	100	85	119	TEST		
RADIATION	3.95 E6	2.05 E8	85	119	TEST		REMARKS:
AGING	40 YRS.	40 YRS.	N/A	119	TEST & ANAL.		

DEFICIENCY RESOLUTION:

PREPARED BY: RDC DATE: 06/27/83 REVISION DATE: 09/12/83

FACILITY: LGS UNIT: 1 DOCKET: 50-352 EQRR: 124

REVIEWED BY: FMV DATE: 09/12/83

SYSTEM: EMERGENCY SERVICE WATER

ACCY: SPEC: N/A
DEMON: N/A
REF: N/A

LOCATION: ROOM 110

PLANT ID: HV-11-101E

RACK/PANEL: N/A

COMPONENT: PILOT SOLENOID VALVE
ASSOC COMP: AIR OPERATOR
ASSOC COMP: N/A

MODEL NO.: NP8320A185E
ASSOC M/N: N/A
ASSOC M/N: N/A

ASSOC. DWG: LOC: M-0206
P&ID: M-11

MANUFACTU: AUTOMATIC SWITCH COMPANY
ASSOC MANF: FISHER VALVES
ASSOC MANF: N/A

SERIAL NO:
ASSOC S/N: N/A
ASSOC S/N: N/A

SERVICE: CORE SPRAY PUMP COMPARTMENT UNIT COOLER.
NORMALLY ENERGIZED CLOSED, FAILS OPEN.

P.O. NO: F-59145

FUNCTION: OPENS UPON START OF ASSOCIATED UNIT COOLER.
REQUIRED FOR LOCA AND ALL HELBS.

SUBMERGENCE: N/A

CHEMICAL SPRAY: N/A

PARAMETER	ENVIRONMENT		DOCUMENTATION REFERENCE		QUALIFICATION	OUTSTANDING ITEMS	INTERFACES:
	SPECIFICATION	QUALIFICATION	SPECIFICATION	QUALIFICATION	METHOD		CABLE: EQRR 22
OPERATING TIME	180 DAYS	180 DAYS	78	119	TEST & ANAL		
TEMPERATURE (F)	115	450	85	119	TEST		MAINTENANCE REQUIREMENTS: REFERENCE 119, APPENDIX C.
PRESSURE (PSIA)	14.7	60.7	85	119	TEST		
RELATIVE HUMIDITY (%)	90	100	85	119	TEST		
RADIATION	3.95 E6	2.05 E8	85	119	TEST		REMARKS:
AGING	40 YRS.	40 YRS.	N/A	119	TEST & ANAL.		

DEFICIENCY RESOLUTION:

PREPARED BY: RDC DATE: 06/27/83 REVISION DATE: 09/12/83

FACILITY: LGS UNIT: 1 DOCKET: 50-352 EQRR: 124

REVIEWED BY: FMV DATE: 09/12/83

SYSTEM: EMERGENCY SERVICE WATER

ACCY: SPEC: N/A
DEMON: N/A
REF: N/A

LOCATION: ROOM 117

PLANT ID: HV-11-101F

RACK/PANEL: N/A

COMPONENT: PILOT SOLENOID VALVE
ASSOC COMP: AIR OPERATOR
ASSOC COMP: N/A

MODEL NO.: NP8320A185E
ASSOC M/N: N/A
ASSOC M/N: N/A

ASSOC. DWG: LOC: M-0206
P&ID: M-11

MANUFACTU: AUTOMATIC SWITCH COMPANY
ASSOC MANF: FISHER VALVES
ASSOC MANF: N/A

SERIAL NO:
ASSOC S/N: N/A
ASSOC S/N: N/A

SERVICE: CORE SPRAY PUMP COMPARTMENT UNIT COOLER.
NORMALLY ENERGIZED CLOSED, FAILS OPEN.

P.O. NO: F-59145

FUNCTION: OPENS UPON START OF ASSOCIATED UNIT COOLER.
REQUIRED FOR LOCA AND ALL HELBS.

SUBMERGENCE: N/A

CHEMICAL SPRAY: N/A

PARAMETER	ENVIRONMENT		DOCUMENTATION REFERENCE		QUALIFICATION	OUTSTANDING ITEMS	INTERFACES:
	SPECIFICATION	QUALIFICATION	SPECIFICATION	QUALIFICATION	METHOD		CABLE: EQRR 22
OPERATING TIME	180 DAYS	180 DAYS	78	119	TEST & ANAL		
TEMPERATURE (F)	115	450	85	119	TEST		MAINTENANCE REQUIREMENTS: REFERENCE 119, APPENDIX C.
PRESSURE (PSIA)	14.7	60.7	85	119	TEST		
RELATIVE HUMIDITY (%)	90	100	85	119	TEST		
RADIATION	3.95 E6	2.05 E8	85	119	TEST		REMARKS:
AGING	40 YRS.	40 YRS.	N/A	119	TEST & ANAL.		

DEFICIENCY RESOLUTION:

PREPARED BY: RDC DATE: 06/27/83 REVISION DATE: 09/12/83

FACILITY: LGS UNIT: 1 DOCKET: 50-352 EQRR: 124

REVIEWED BY: FMV DATE: 09/12/83

SYSTEM: EMERGENCY SERVICE WATER

ACCY: SPEC: N/A
DEMON: N/A
REF: N/A

LOCATION: ROOM 113

PLANT ID: HV-11-101G

RACK/PANEL: N/A

COMPONENT: PILOT SOLENOID VALVE
ASSOC COMP: AIR OPERATOR
ASSOC COMP: N/A

MODEL NO.: NP8320A185E
ASSOC M/N: N/A
ASSOC M/N: N/A

ASSOC. DWG: LOC: M-0206
P&ID: M-11

MANUFACTU: AUTOMATIC SWITCH COMPANY
ASSOC MANF: FISHER VALVES
ASSOC MANF: N/A

SERIAL NO:
ASSOC S/N: N/A
ASSOC S/N: N/A

SERVICE: CORE SPRAY PUMP COMPARTMENT UNIT COOLER.
NORMALLY ENERGIZED CLOSED, FAILS OPEN.

P.O. NO: F-59145

FUNCTION: OPENS UPON START OF ASSOCIATED UNIT COOLER.
REQUIRED FOR LOCA AND ALL HELBS.

SUBMERGENCE: N/A

CHEMICAL SPRAY: N/A

PARAMETER	ENVIRONMENT		DOCUMENTATION REFERENCE		QUALIFICATION	OUTSTANDING ITEMS	INTERFACES:
	SPECIFICATION	QUALIFICATION	SPECIFICATION	QUALIFICATION	METHOD		CABLE: EQRR 22
OPERATING TIME	180 DAYS	180 DAYS	78	119	TEST & ANAL		
TEMPERATURE (F)	115	450	85	119	TEST		MAINTENANCE REQUIREMENTS: REFERENCE 119, APPENDIX C.
PRESSURE (PSIA)	14.7	60.7	85	119	TEST		
RELATIVE HUMIDITY (%)	90	100	85	119	TEST		
RADIATION	3.95 E6	2.05 E8	85	119	TEST		REMARKS:
AGING	40 YRS.	40 YRS.	N/A	119	TEST & ANAL.		

DEFICIENCY RESOLUTION:

PREPARED BY: RDC DATE: 06/27/83 REVISION DATE: 09/12/83

FACILITY: LGS UNIT: 1 DOCKET: 50-352 EQRR: 124

REVIEWED BY: FMV DATE: 09/12/83

SYSTEM: EMERGENCY SERVICE WATER

ACCY: SPEC: N/A
DEMON: N/A
REF: N/A

LOCATION: ROOM 114

PLANT ID: HV-11-101H

RACK/PANEL: N/A

COMPONENT: PILOT SOLENOID VALVE
ASSOC COMP: AIR OPERATOR
ASSOC COMP: N/A

MODEL NO.: NP8320A185E
ASSOC M/N: N/A
ASSOC M/N: N/A

ASSOC. DWG: LOC: M-0206
P&ID: M-11

MANUFACTU: AUTOMATIC SWITCH COMPANY
ASSOC MANF: FISHER VALVES
ASSOC MANF: N/A

SERIAL NO:
ASSOC S/N: N/A
ASSOC S/N: N/A

SERVICE: CORE SPRAY PUMP COMPARTMENT UNIT COOLER.
NORMALLY ENERGIZED CLOSED, FAILS OPEN.

P.O. NO: F-59145

FUNCTION: OPENS UPON START OF ASSOCIATED UNIT COOLER.
REQUIRED FOR LOCA AND ALL HELBS.

SUBMERGENCE: N/A

CHEMICAL SPRAY: N/A

PARAMETER	ENVIRONMENT		DOCUMENTATION REFERENCE		QUALIFICATION	OUTSTANDING ITEMS	INTERFACES:
	SPECIFICATION	QUALIFICATION	SPECIFICATION	QUALIFICATION	METHOD		CABLE: EQRR 22
OPERATING TIME	180 DAYS	180 DAYS	78	119	TEST & ANAL		
TEMPERATURE (F)	115	450	85	119	TEST		MAINTENANCE REQUIREMENTS: REFERENCE 119, APPENDIX C.
PPESSURE (PSIA)	14.7	60.7	85	119	TEST		
RELATIVE HUMIDITY (%)	90	100	85	119	TEST		
RADIATION	3.95 E6	2.05 E8	85	119	TEST		REMARKS:
AGING	40 YRS.	40 YRS.	N/A	119	TEST & ANAL.		

DEFICIENCY RESOLUTION:

PREPARED BY: DJT DATE: 07/05/83 REVISION DATE: 02/24/84

FACILITY: LGS UNIT: 1 DOCKET: 50-352 EQRR: 83

REVIEWED BY: WJB DATE: 04/05/84

SYSTEM: EMERGENCY SERVICE WATER

ACCY: SPEC: N/A
DEMON: N/A
REF: N/A

LOCATION: ROOM 109

PLANT ID: HV-11-103A

RACK/PANEL: N/A

COMPONENT: PILOT SOLENOID VALVE
ASSOC COMP: AIR OPERATOR
ASSOC COMP: N/A

MODEL NO.: 206-832-3RU
ASSOC M/N: N/A
ASSOC M/N: N/A

ASSOC. DWG: LOC: M-0227
P&ID: M-11

MANUFACTU: AUTOMATIC SWITCH COMPANY
ASSOC MANF: MILLER
ASSOC MANF: N/A

SERIAL NO:
ASSOC S/N: N/A
ASSOC S/N: N/A

SERVICE: HPCI PUMP COMPARTMENT UNIT COOLER.
NORMALLY ENERGIZED CLOSED, FAILS OPEN.

P.O. NO: F-59145

FUNCTION: OPENS UPON START OF ASSOCIATED UNIT COOLER.
REQUIRED FOR ALL HELBS EXCEPT HPCILB.

SUBMERGENCE: N/A

CHEMICAL SPRAY: N/A

PARAMETER	ENVIRONMENT		DOCUMENTATION REFERENCE		QUALIFICATION	OUTSTANDING ITEMS	INTERFACES:
	SPECIFICATION	QUALIFICATION	SPECIFICATION	QUALIFICATION	METHOD		CABLE: EQRR 22
OPERATING TIME	6 HRS.	30 DAYS	78	119	TEST		
TEMPERATURE (F)	115	450	85	119	TEST		MAINTENANCE REQUIREMENTS: REFERENCE 119, APPENDIX C.
PRESSURE (PSIA)	14.7	60.7	85	119	TEST		
RELATIVE HUMIDITY (%)	90	100	85	119	TEST		
RADIATION	9.37 E5	2.05 E8	85	119	TEST		REMARKS: SPECIFIED TEMP, PRES, AND RH FOR LOCA. RADIATION IS FOR HELB.
AGING	40 YRS.	40 YRS.	N/A	119	TEST & ANAL.		

DEFICIENCY RESOLUTION:

PREPARED BY: DJT DATE: 07/05/83 REVISION DATE: 02/24/84

FACILITY: LGS UNIT: 1 DOCKET: 50-352 EQRR: 83

REVIEWED BY: WJB DATE: 04/05/84

SYSTEM: EMERGENCY SERVICE WATER
ACCY: SPEC: N/A
DEMON: N/A
REF: N/A
LOCATION: ROOM 109

PLANT ID: HV-11-103B
RACK/PANEL: N/A

COMPONENT: PILOT SOLENOID VALVE
MODEL NO.: 206-832-3RU
ASSOC COMP: AIR OPERATOR
ASSOC M/N: N/A
ASSOC. DWG: LOC: M-0227
ASSOC COMP: N/A
ASSOC M/N: N/A
P&ID: M-11

MANUFACTU: AUTOMATIC SWITCH COMPANY
SERIAL NO:
ASSOC MANF: MILLER
ASSOC S/N: N/A
ASSOC MANF: N/A
ASSOC S/N: N/A

SERVICE: HPCI PUMP COMPARTMENT UNIT COOLER.
NORMALLY ENERGIZED CLOSED, FAILS OPEN.
P.O. NO: F-59145

FUNCTION: OPENS UPON START OF ASSOCIATED UNIT COOLER.
REQUIRED FOR ALL HELBS EXCEPT HPCILB.
SUBMERGENCE: N/A

CHEMICAL SPRAY: N/A

PARAMETER	ENVIRONMENT		DOCUMENTATION REFERENCE		QUALIFICATION	OUTSTANDING ITEMS	INTERFACES:
	SPECIFICATION	QUALIFICATION	SPECIFICATION	QUALIFICATION	METHOD		CABLE: EQRR 22
OPERATING TIME	6 HRS.	30 DAYS	78	119	TEST		
TEMPERATURE (F)	115	450	85	119	TEST		MAINTENANCE REQUIREMENTS: REFERENCE 119, APPENDIX C.
PRESSURE (PSIA)	14.7	60.7	85	119	TEST		
RELATIVE HUMIDITY (%)	90	100	85	119	TEST		
RADIATION	9.37 E5	2.05 E8	85	119	TEST		REMARKS: SPECIFIED TEMP, PRESS, AND RH ARE FOR LOCA. RADIATION IS FOR HELB.
AGING	40 YRS.	40 YRS.	N/A	119	TEST & ANAL.		

DEFICIENCY RESOLUTION:

PREPARED BY: RDC DATE: 07/05/83 REVISION DATE: 08/01/83

FACILITY: LGS UNIT: 1 DOCKET: 50-352 EQRR: 78

REVIEWED BY: FMV DATE: 08/12/83

SYSTEM: EMERGENCY SERVICE WATER
ACCY: SPEC: N/A DEMON: N/A REF: N/A
LOCATION: ROOM 102

PLANT ID: HV-11-104A
RACK/PANEL: N/A

COMPONENT: PILOT SOLENOID VALVE
MODEL NO.: 206-832-3U

ASSOC COMP: AIR OPERATOR
ASSOC M/N: N/A
ASSOC. DWG: LOC: M-0227 P&ID: M-11

ASSOC COMP: N/A
ASSOC M/N: N/A

MANUFACTU: AUTOMATIC SWITCH COMPANY
SERIAL NO:

ASSOC MANF: KEILLEY - MUELLER
ASSOC S/N: N/A

ASSOC MANF: N/A
ASSOC S/N: N/A

SERVICE: RHR PUMP COMPARTMENT UNIT COOLER.
NORMALLY ENERGIZED CLOSED, FAILS OPEN.
P.O. NO: F-59145

FUNCTION: OPENS UPON START OF ASSOCIATED UNIT COOLER.
REQUIRED FOR LOCA AND ALL HELBS EXCEPT RHRLB.
SUBMERGENCE: N/A

CHEMICAL SPRAY: N/A

PARAMETER	ENVIRONMENT		DOCUMENTATION REFERENCE		QUALIFICATION	OUTSTANDING ITEMS	INTERFACES:
	SPECIFICATION	QUALIFICATION	SPECIFICATION	QUALIFICATION	METHOD		CABLE: EQRR 22
OPERATING TIME	180 DAYS	180 DAYS	78	119,609	TEST & ANAL.		
TEMPERATURE (F)	115	450	85	119	TEST		MAINTENANCE REQUIREMENTS: REFERENCE 119, APPENDIX C.
PRESSURE (PSIA)	14.7	60.7	85	119	TEST		
RELATIVE HUMIDITY (%)	90	100	85	119	TEST		
RADIATION	5.29 E6	2.05 E8	85	119	TEST		REMARKS: SPECIFIED ENVIRONMENTAL PARAMETERS ARE FOR LOCA.
AGING	40 YRS.	40 YRS.	N/A	119	TEST & ANAL.		

DEFICIENCY RESOLUTION:

PREPARED BY: RDC DATE: 07/05/83 REVISION DATE: 06/30/83

FACILITY: LGS UNIT: 1 DOCKET: 50-352 EQRR: 78

REVIEWED BY: FMV DATE: 08/12/83

SYSTEM: EMERGENCY SERVICE WATER
ACCY: SPEC: N/A
DEMON: N/A
REF: N/A
LOCATION: ROOM 103

PLANT ID: HV-11-104B
RACK/PANEL: N/A

COMPONENT: PILOT SOLENOID VALVE
MODEL NO.: 206-832-3U

ASSOC COMP: AIR OPERATOR
ASSOC M/N: N/A
ASSOC. DWG: LOC: M-0237
P&ID: M-11

ASSOC COMP: N/A
ASSOC M/N: N/A

MANUFACTU: AUTOMATIC SWITCH COMPANY
SERIAL NO:

ASSOC MANF: KEILLEY - MUELLER
ASSOC S/N: N/A

ASSOC MANF: N/A
ASSOC S/N: N/A

SERVICE: RHR PUMP COMPARTMENT UNIT COOLER.
NORMALLY ENERGIZED CLOSED, FAILS OPEN.
P.O. NO: F-59145

FUNCTION: OPENS UPON START OF ASSOCIATED UNIT COOLER.
REQUIRED FOR LOCA AND ALL HELBS EXCEPT RHRLB.
SUBMERGENCE: N/A

CHEMICAL SPRAY: N/A

PARAMETER	ENVIRONMENT		DOCUMENTATION REFERENCE		QUALIFICATION	OUTSTANDING ITEMS	INTERFACES:
	SPECIFICATION	QUALIFICATION	SPECIFICATION	QUALIFICATION	METHOD		CABLE: EQRR 22
OPERATING TIME	180 DAYS	180 DAYS	78	119,609	TEST & ANAL.		
TEMPERATURE (F)	115	450	85	119	TEST		MAINTENANCE REQUIREMENTS: REFERENCE 119, APPENDIX C.
PRESSURE (PSIA)	14.7	60.7	85	119	TEST		
RELATIVE HUMIDITY (%)	90	100	85	119	TEST		
RADIATION	5.29 E6	2.05 E8	85	119	TEST		REMARKS: SPECIFIED ENVIRONMENTAL PARAMETERS ARE FOR LOCA.
AGING	40 YRS.	40 YRS.	N/A	119	TEST & ANAL.		

DEFICIENCY RESOLUTION:

PREPARED BY: RDC DATE: 07/05/83 REVISION DATE: 08/01/83

FACILITY: LGS UNIT: 1 DOCKET: 50-352 EQRR: 78

REVIEWED BY: FMV DATE: 08/12/83

SYSTEM: EMERGENCY SERVICE WATER
ACCY:SPEC: N/A
DEMON: N/A
REF: N/A
LOCATION: ROOM 102

PLANT ID: HV-11-104C
RACK/PANEL: N/A

COMPONENT: PILOT SOLENOID VALVE
MODEL NO.: 206-832-3U

ASSOC COMP: AIR OPERATOR
ASSOC M/N: N/A
ASSOC. DWG: LOC: M-0227
P&ID: M-11

ASSOC COMP: N/A
ASSOC M/N: N/A

MANUFACTU: AUTOMATIC SWITCH COMPANY
SERIAL NO:

ASSOC MANF: KEILLEY - MUELLER
ASSOC S/N: N/A

ASSOC MANF: N/A
ASSOC S/N: N/A

SERVICE: RHR PUMP COMPARTMENT UNIT COOLER.
NORMALLY ENERGIZED CLOSED, FAILS OPEN.
P.O. NO: F-59145

FUNCTION: OPENS UPON START OF ASSOCIATED UNIT COOLER.
REQUIRED FOR LOCA AND ALL HELBS EXCEPT RHRLB.
SUBMERGENCE: N/A

CHEMICAL SPRAY: N/A

PARAMETER	ENVIRONMENT		DOCUMENTATION REFERENCE		QUALIFICATION	OUTSTANDING ITEMS	INTERFACES:
	SPECIFICATION	QUALIFICATION	SPECIFICATION	QUALIFICATION	METHOD		CABLE: EQRR 22
OPERATING TIME	180 DAYS	180 DAYS	78	119,609	TEST & ANAL.		
TEMPERATURE (F)	115	450	85	119	TEST		MAINTENANCE REQUIREMENTS: REFERENCE 119, APPENDIX C.
PRESSURE (PSIA)	14.7	60.7	85	119	TEST		
RELATIVE HUMIDITY (%)	90	100	85	119	TEST		
RADIATION	5.29 E6	2.05 E8	85	119	TEST		REMARKS: SPECIFIED ENVIRONMENTAL PARAMETERS ARE FOR LOCA.
AGING	40 YRS.	40 YRS.	N/A	119	TEST & ANAL.		

DEFICIENCY RESOLUTION:

PREPARED BY: RDC DATE: 07/05/83 REVISION DATE: 08/01/83

FACILITY: LGS UNIT: 1 DOCKET: 50-352 EQRR: 78

REVIEWED BY: FMV DATE: 08/12/83

SYSTEM: EMERGENCY SERVICE WATER
ACCY: SPEC: N/A DEMON: N/A REF: N/A
LOCATION: ROOM 103

PLANT ID: HV-11-104D
RACK/PANEL: N/A

COMPONENT: PILOT SOLENOID VALVE
ASSOC COMP: AIR OPERATOR
ASSOC COMP: N/A
MODEL NO.: 206-832-3U
ASSOC M/N: N/A
ASSOC M/N: N/A
ASSOC. DWG: LOC: M-0237 P&ID: M-11

MANUFACTU: AUTOMATIC SWITCH COMPANY
ASSOC MANF: KEILLEY - MUELLER
ASSOC MANF: N/A
SERIAL NO:
ASSOC S/N: N/A
ASSOC S/N: N/A

SERVICE: RHR PUMP COMPARTMENT UNIT COOLER.
NORMALLY ENERGIZED CLOSED, FAILS OPEN.
P.O. NO: F-59145

FUNCTION: OPENS UPON START OF ASSOCIATED UNIT COOLER.
REQUIRED FOR LOCA AND ALL HELBS EXCEPT RHRLB.
SUBMERGENCE: N/A

CHEMICAL SPRAY: N/A

PARAMETER	ENVIRONMENT		DOCUMENTATION REFERENCE		QUALIFICATION	OUTSTANDING ITEMS	INTERFACES:
	SPECIFICATION	QUALIFICATION	SPECIFICATION	QUALIFICATION	METHOD		CABLE: EQRR 22
OPERATING TIME	180 DAYS	180 DAYS	78	119,609	TEST & ANAL.		
TEMPERATURE (F)	115	450	85	119	TEST		MAINTENANCE REQUIREMENTS: REFERENCE 119, APPENDIX C.
PRESSURE (PSIA)	14.7	60.7	85	119	TEST		
RELATIVE HUMIDITY (%)	90	100	85	119	TEST		
RADIATION	5.29 E6	2.05 E8	85	119	TEST		REMARKS: SPECIFIED ENVIRONMENTAL PARAMETS ARE FOR LOCA.
AGING	40 YRS.	40 YRS.	N/A	119	TEST & ANAL.		

DEFICIENCY RESOLUTION:

PREPARED BY: RDC DATE: 07/05/83 REVISION DATE: 08/01/83

FACILITY: LGS UNIT: 1 DOCKET: 50-352 EQRR: 78

REVIEWED BY: FMV DATE: 08/12/83

SYSTEM: EMERGENCY SERVICE WATER

ACCY: SPEC: N/A
DEMON: N/A
REF: N/A

LOCATION: ROOM 102

PLANT ID: HV-11-104E

RACK/PANEL: N/A

COMPONENT: PILOT SOLENOID VALVE
ASSOC COMP: AIR OPERATOR
ASSOC COMP: N/A

MODEL NO.: 206-832-3U
ASSOC M/N: N/A
ASSOC M/N: N/A

ASSOC. DWG: LOC: M-0227
P&ID: M-11

MANUFACTU: AUTOMATIC SWITCH COMPANY
ASSOC MANF: KEILLEY - MUELLER
ASSOC MANF: N/A

SERIAL NO:
ASSOC S/N: N/A
ASSOC S/N: N/A

SERVICE: RHR PUMP COMPARTMENT UNIT COOLER.
NORMALLY ENERGIZED CLOSED, FAILS OPEN.

P.O. NO: F-59145

FUNCTION: OPENS UPON START OF ASSOCIATED UNIT COOLER.
REQUIRED FOR LOCA AND ALL HELBS EXCEPT RHRLB.

SUBMERGENCE: N/A

CHEMICAL SPRAY: N/A

PARAMETER	ENVIRONMENT		DOCUMENTATION REFERENCE		QUALIFICATION	OUTSTANDING ITEMS	INTERFACES:
	SPECIFICATION	QUALIFICATION	SPECIFICATION	QUALIFICATION	METHOD		CABLE: EQRR 22
OPERATING TIME	180 DAYS	180 DAYS	78	119,609	TEST & ANAL.		
TEMPERATURE (F)	115	450	85	119	TEST		MAINTENANCE REQUIREMENTS: REFERENCE 119, APPENDIX C.
PRESSURE (PSIA)	14.7	60.7	85	119	TEST		
RELATIVE HUMIDITY (%)	90	100	85	119	TEST		
RADIATION	5.29 E6	2.05 E8	85	119	TEST		REMARKS: SPECIFIED ENVIRONMENTAL PARAMETERS ARE FOR LOCA.
AGING	40 YRS.	40 YRS.	N/A	119	TEST & ANAL.		

DEFICIENCY RESOLUTION:

PREPARED BY: RDC DATE: 07/05/83 REVISION DATE: 08/01/83

FACILITY: LGS UNIT: 1 DOCKET: 50-352 EQRR: 78

REVIEWED BY: FMV DATE: 08/12/83

SYSTEM: EMERGENCY SERVICE WATER
ACCY: SPEC: N/A DEMON: N/A REF: N/A
LOCATION: ROOM 103

PLANT ID: HV-11-104F
RACK/PANEL: N/A

COMPONENT: PILOT SOLENOID VALVE
MODEL NO.: 206-832-3U

ASSOC COMP: AIR OPERATOR
ASSOC M/N: N/A
ASSOC. DWG: LOC: M-0237 P&ID: M-11

ASSOC COMP: N/A
ASSOC M/N: N/A

MANUFACTU: AUTOMATIC SWITCH COMPANY
SERIAL NO:

ASSOC MANF: KEILLEY - MUELLER
ASSOC S/N: N/A

ASSOC MANF: N/A
ASSOC S/N: N/A

SERVICE: RHR PUMP COMPARTMENT UNIT COOLER.
NORMALLY ENERGIZED CLOSED, FAILS OPEN.
P.O. NO: F-59145

FUNCTION: OPENS UPON START OF ASSOCIATED UNIT COOLER.
REQUIRED FOR LOCA AND ALL HELBS EXCEPT RHRLB.
SUBMERGENCE: N/A

CHEMICAL SPRAY: N/A

PARAMETER	ENVIRONMENT		DOCUMENTATION REFERENCE		QUALIFICATION	OUTSTANDING ITEMS	INTERFACES:
	SPECIFICATION	QUALIFICATION	SPECIFICATION	QUALIFICATION	METHOD		CABLE: EQRR 22
OPERATING TIME	180 DAYS	180 DAYS	78	119,609	TEST & ANAL.		
TEMPERATURE (F)	115	450	85	119	TEST		MAINTENANCE REQUIREMENTS: REFERENCE 119, APPENDIX C.
PRESSURE (PSIA)	14.7	60.7	85	119	TEST		
RELATIVE HUMIDITY (%)	90	100	85	119	TEST		
RADIATION	5.29 E6	2.05 E8	85	119	TEST		REMARKS: SPECIFIED ENVIRONMENTAL PARAMETERS ARE FOR LOCA.
AGING	40 YRS.	40 YRS.	N/A	119	TEST & ANAL.		

DEFICIENCY RESOLUTION:

PREPARED BY: RDC DATE: 07/05/83 REVISION DATE: 08/01/83

FACILITY: LGS UNIT: 1 DOCKET: 50-352 EQRR: 78

REVIEWED BY: FMV DATE: 08/12/83

SYSTEM: EMERGENCY SERVICE WATER
ACCY: SPEC: N/A
DEMON: N/A
REF: N/A
LOCATION: ROOM 102

PLANT ID: HV-11-104G
RACK/PANEL: N/A

COMPONENT: PILOT SOLENOID VALVE
ASSOC COMP: AIR OPERATOR
ASSOC COMP: N/A
MODEL NO.: 206-832-3U
ASSOC M/N: N/A
ASSOC M/N: N/A
ASSOC. DWG: LOC: M-0227
P&ID: M-11

MANUFACTU: AUTOMATIC SWITCH COMPANY
ASSOC MANF: KEILLEY - MUELLER
ASSOC MANF: N/A
SERIAL NO:
ASSOC S/N: N/A
ASSOC S/N: N/A

SERVICE: 'HR PUMP COMPARTMENT UNIT COOLER.
NORMALLY ENERGIZED CLOSED, FAILS OPEN.
P.O. NO: F-59145

FUNCTION: OPENS UPON START OF ASSOCIATED UNIT COOLER.
REQUIRED FOR LOCA AND ALL HELBS EXCEPT RHRLB.
SUBMERGENCE: N/A

CHEMICAL SPRAY: N/A

PARAMETER	ENVIRONMENT		DOCUMENTATION REFERENCE		QUALIFICATION	OUTSTANDING ITEMS	INTERFACES:
	SPECIFICATION	QUALIFICATION	SPECIFICATION	QUALIFICATION	METHOD		CABLE: EQRR 22
OPERATING TIME	180 DAYS	180 DAYS	78	119,609	TEST & ANAL.		
TEMPERATURE (F)	115	<150	85	119	TEST		MAINTENANCE REQUIREMENTS: REFERENCE 119, APPENDIX C.
PRESSURE (PSIA)	14.7	60.7	85	119	TEST		
RELATIVE HUMIDITY (%)	90	100	85	119	TEST		
RADIATION	5.29 E6	2.05 E8	85	119	TEST		REMARKS: SPECIFIED ENVIRONMENTAL PARAMETERS ARE FOR LOCA.
AGING	40 YRS.	40 YRS.	N/A	119	TEST & ANAL.		

DEFICIENCY RESOLUTION:

PREPARED BY: RDC DATE: 07/05/83 REVISION DATE: 08/01/83

FACILITY: LGS UNIT: 1 DOCKET: 50-352 EQRR: 78

REVIEWED BY: FMV DATE: 08/12/83

SYSTEM: EMERGENCY SERVICE WATER

ACCY: SPEC: N/A
DEMON: N/A
REF: N/A

LOCATION: ROOM 103

PLANT ID: HV-11-104H

RACK/PANEL: N/A

COMPONENT: PILOT SOLENOID VALVE
ASSOC COMP: AIR OPERATOR
ASSOC COMP: N/A

MODEL NO.: 206-832-3U
ASSOC M/N: N/A
ASSOC M/N: N/A

ASSOC. DWG: LOC: M-0237
P&ID: M-11

MANUFACTU: AUTOMATIC SWITCH COMPANY
ASSOC MANF: KEILLEY - MUELLER
ASSOC MANF: N/A

SERIAL NO:
ASSOC S/N: N/A
ASSOC S/N: N/A

SERVICE: RHR PUMP COMPARTMENT UNIT COOLER.
NORMALLY ENERGIZED CLOSED, FAILS OPEN.

P.O. NO: F-59145

FUNCTION: OPENS UPON START OF ASSOCIATED UNIT COOLER.
REQUIRED FOR LOCA AND ALL HELBS EXCEPT RHRLB.

SUBMERGENCE: N/A

CHEMICAL SPRAY: N/A

PARAMETER	ENVIRONMENT		DOCUMENTATION REFERENCE		QUALIFICATION	OUTSTANDING ITEMS	INTERFACES:
	SPECIFICATION	QUALIFICATION	SPECIFICATION	QUALIFICATION	METHOD		CABLE: EQRR 22
OPERATING TIME	180 DAYS	180 DAYS	78	119,609	TEST & ANAL.		
TEMPERATURE (F)	115	450	85	119	TEST		MAINTENANCE REQUIREMENTS: REFERENCE 119, APPENDIX C.
PRESSURE (PSIA)	14.7	60.7	85	119	TEST		
RELATIVE HUMIDITY (%)	90	100	85	119	TEST		
RADIATION	5.29 E6	2.05 E8	85	119	TEST		REMARKS: SPECIFIED ENVIRONMENTAL PARAMETERS ARE FOR LOCA.
AGING	40 YRS.	40 YRS.	N/A	119	TEST & ANAL.		

DEFICIENCY RESOLUTION:

PREPARED BY: DJT DATE: 06/27/83 REVISION DATE: 04/12/84

FACILITY: LGS UNIT: 1 DOCKET: 50-352 EQRR: 124

REVIEWED BY: WJB DATE: 04/12/84

SYSTEM: EMERGENCY SERVICE WATER

ACCY: SPEC: N/A
DEMON: N/A
REF: N/A

LOCATION: ROOM 108

PLANT ID: HV-11-106A

RACK/PANEL: N/A

COMPONENT: PILOT SOLENOID VALVE
ASSOC COMP: AIR OPERATOR
ASSOC COMP: N/A

MODEL NO.: NP8320A185E
ASSOC M/N: N/A
ASSOC M/N: N/A

ASSOC. DWG: LOC: M-0227
P&ID: M-11

MANUFACTU: AUTOMATIC SWITCH COMPANY
ASSOC MANF: FISHER VALVES
ASSOC MANF: N/A

SERIAL NO:
ASSOC S/N: N/A
ASSOC S/N: N/A

SERVICE: RCIC PUMP COMPARTMENT UNIT COOLER.
NORMALLY ENERGIZED CLOSED, FAILS OPEN.

P.O. NO: F-59145

FUNCTION: OPENS UPON START OF ASSOCIATED UNIT COOLER.
REQUIRED FOR ALL HELBS EXCEPT RCICLB.

SUBMERGENCE: N/A

CHEMICAL SPRAY: N/A

PARAMETER	ENVIRONMENT		DOCUMENTATION REFERENCE		QUALIFICATION	OUTSTANDING ITEMS	INTERFACES:
	SPECIFICATION	QUALIFICATION	SPECIFICATION	QUALIFICATION	METHOD		CABLE: EQRR 22
OPERATING TIME	1 HR.	180 DAYS	78	119	TEST & ANAL		
TEMPERATURE (F)	115	450	85	119	TEST		MAINTENANCE REQUIREMENTS: REFERENCE 119, APPENDIX C.
PRESSURE (PSIA)	14.7	60.7	85	119	TEST		
RELATIVE HUMIDITY (%)	90	100	85	119	TEST		
RADIATION	4.95 E5	2.05 E8	85	119	TEST		REMARKS: RAD IS FOR HELB.
AGING	40 YRS.	40 YRS.	N/A	119	TEST & ANAL.		

DEFICIENCY RESOLUTION:

PREPARED BY: DJT DATE: 06/27/83 REVISION DATE: 04/12/84

FACILITY: LGS UNIT: 1 DOCKET: 50-352 EQRR: 124

REVIEWED BY: WJB DATE: 04/12/84

SYSTEM: EMERGENCY SERVICE WATER

ACCY: SPEC: N/A
DEMON: N/A
REF: N/A

LOCATION: ROOM 108

PLANT ID: HV-11-1068

RACK/PANEL: N/A

COMPONENT: PILOT SOLENOID VALVE
ASSOC COMP: AIR OPERATOR
ASSOC COMP: N/A

MODEL NO.: NP8320A185E
ASSOC M/N: N/A
ASSOC M/N: N/A

ASSOC. DWG: LOC: M-0227
P&ID: M-11

MANUFACTU: AUTOMATIC SWITCH COMPANY
ASSOC MANF: FISHER VALVES
ASSOC MANF: N/A

SERIAL NO:
ASSOC S/N: N/A
ASSOC S/N: N/A

SERVICE: RCIC PUMP COMPARTMENT UNIT COOLER.
NORMALLY ENERGIZED CLOSED, FAILS OPEN.

P.O. NO: F-59145

FUNCTION: OPENS UPON START OF ASSOCIATED UNIT COOLER.
REQUIRED FOR ALL HELBS EXCEPT RCICLB.

SUBMERGENCE: N/A

CHEMICAL SPRAY: N/A

PARAMETER	ENVIRONMENT		DOCUMENTATION REFERENCE		QUALIFICATION	OUTSTANDING ITEMS	INTERFACES:
	SPECIFICATION	QUALIFICATION	SPECIFICATION	QUALIFICATION	METHOD		CABLE: EQRR 22
OPERATING TIME	1 HR.	180 DAYS	78	119	TEST & ANAL		
TEMPERATURE (F)	115	450	85	119	TEST		MAINTENANCE REQUIREMENTS: REFERENCE 119, APPENDIX C.
PRESSURE (PSIA)	14.7	60.7	85	119	TEST		
RELATIVE HUMIDITY (%)	90	100	85	119	TEST		
RADIATION	4.95 E5	2.05 E8	85	119	TEST		REMARKS: RAD IS FOR HELB.
AGING	40 YRS.	40 YRS.	N/A	119	TEST & ANAL.		

DEFICIENCY RESOLUTION:

PREPARED BY: RDC DATE: 07/08/83 REVISION DATE: 09/06/83

FACILITY: LGS UNIT: 1 DOCKET: 50-352 EQRR: 80

REVIEWED BY: FMV DATE: 09/06/83

SYSTEM: EMERGENCY SERVICE WATER
ACCY: SPEC: N/A DEMON: N/A REF: N/A
LOCATION: ROOM 203

PLANT ID: HV-11-121
RACK/PANEL: N/A

COMPONENT: PILOT SOLENOID VALVE
ASSOC COMP: AIR OPERATOR
ASSOC COMP: N/A
MODEL NO.: NP8344-A71E
ASSOC M/N: N/A
ASSOC M/N: N/A
ASSOC. DWG: LOC: M-0228 P&ID: M-11

MANUFACTU: AUTOMATIC SWITCH COMPANY
ASSOC MANF: INVAR
ASSOC MANF: N/A
SERIAL NO:
ASSOC S/N: N/A
ASSOC S/N: N/A

SERVICE: NORMAL SERVICE WATER RETURN ISOLATION VALVE. NORMALLY ENERGIZED OPEN, FAILS CLOSED.
P.O. NO: F-59145

FUNCTION: CLOSES UPON START OF ESW PUMP A. REQUIRED FOR LOCA AND ALL HELBS.
SUBMERGENCE: N/A

CHEMICAL SPRAY: N/A

PARAMETER	ENVIRONMENT		DOCUMENTATION REFERENCE		QUALIFICATION	OUTSTANDING ITEMS	INTERFACES: CABLE: EQRR 22
	SPECIFICATION	QUALIFICATION	SPECIFICATION	QUALIFICATION	METHOD		
OPERATING TIME	1 HR.	30 DAYS	538	138	TEST		
TEMPERATURE (F)	275 (I)	346	85	138	TEST		MAINTENANCE REQUIREMENTS: REFERENCE 138 SUPPLEMENT 3.
PRESSURE (PSIA)	16.2 (I)	124.7	85	138	TEST		
RELATIVE HUMIDITY (%)	100 (I)	100	85	138	TEST		
RADIATION	6.27 E5	2.00 E8	85	138	TEST		REMARKS:
AGING	40 YRS.	40 YRS.	N/A	138	TEST & ANAL.		

DEFICIENCY RESOLUTION:

PREPARED BY: RDC DATE: 07/08/83 REVISION DATE: 09/06/83

FACILITY: LGS UNIT: 1 DOCKET: 50-352 EQRR: 80

REVIEWED BY: FMV DATE: 09/06/83

SYSTEM: EMERGENCY SERVICE WATER
ACCY: SPEC: N/A
DEMON: N/A
REF: N/A
LOCATION: ROOM 203

PLANT ID: HV-11-123
RACK/PANEL: N/A

COMPONENT: PILOT SOLENOID VALVE
ASSOC COMP: AIR OPERATOR
ASSOC COMP: N/A
MODEL NO.: NP8344-A71E
ASSOC M/N: N/A
ASSOC M/N: N/A
ASSOC. DWG: LOC: M-0228
P&ID: M-11

MANUFACTU: AUTOMATIC SWITCH COMPANY
ASSOC MANF: INVAR
ASSOC MANF: N/A
SERIAL NO:
ASSOC S/N: N/A
ASSOC S/N: N/A

SERVICE: NORMAL SERVICE WATER RETURN ISOLATION VALVE.
NORMALLY ENERGIZED OPEN, FAILS CLOSED.
P.O. NO: F-59145

FUNCTION: CLOSES UPON START OF ESW PUMP C.
REQUIRED FOR LOCA AND ALL HELBS.
SUBMERGENCE: N/A

CHEMICAL SPRAY: N/A

PARAMETER	ENVIRONMENT		DOCUMENTATION REFERENCE		QUALIFICATION	OUTSTANDING ITEMS	INTERFACES: CABLE: EQRR 22
	SPECIFICATION	QUALIFICATION	SPECIFICATION	QUALIFICATION	METHOD		
OPERATING TIME	1 HR.	30 DAYS	538	138	TEST		
TEMPERATURE (F)	275 (I)	346	85	138	TEST		MAINTENANCE REQUIREMENTS: REFERENCE 138 SUPPLEMENT 3.
PRESSURE (PSIA)	16.2 (I)	124.7	85	138	TEST		
RELATIVE HUMIDITY (%)	100 (I)	100	85	138	TEST		
RADIATION	6.27 E5	2.00 E8	85	138	TEST		REMARKS:
AGING	40 YRS.	40 YRS.	N/A	138	TEST & ANAL.		

DEFICIENCY RESOLUTION:

PREPARED BY: RDC DATE: 07/08/83 REVISION DATE: 09/06/83

FACILITY: LGS UNIT: 1 DOCKET: 50-352 EQRR: 81

REVIEWED BY: FMV DATE: 09/06/83

SYSTEM: EMERGENCY SERVICE WATER
ACCY: SPEC: N/A
DEMON: N/A
REF: N/A
LOCATION: ROOM 207

PLANT ID: HV-11-124
RACK/PANEL: N/A

COMPONENT: PILOT SOLENOID VALVE
MODEL NO.: NP8344-A71E

ASSOC COMP: AIR OPERATOR
ASSOC M/N: N/A
ASSOC. DWG: LOC: M-0238
P&ID: M-11

ASSOC COMP: N/A
ASSOC M/N: N/A

MANUFACTU: AUTOMATIC SWITCH COMPANY
SERIAL NO:

ASSOC MANF: INVAR
ASSOC S/N: N/A

ASSOC MANF: N/A
ASSOC S/N: N/A

SERVICE: ESW SUPPLY TO [illegible] ENCL. COOLING WATER HEAT EXCHANGERS.
NORMALLY KEYED TO BE [illegible]ERGIZED CLOSED, FAILS CLOSED.
P.O. NO: F-59145

FUNCTION: CAN BE MANUALLY OPE[illegible] FROM CONTROL ROOM TO PROVIDE ESW TO REACTOR ENCL. COOLING WATER HEAT EXCHANGERS. REQUIRED FOR LOCA AND ALL HELBS.
SUBMERGENCE: N/A
CHEMICAL SPRAY: N/A

PARAMETER	ENVIRONMENT		DOCUMENTATION REFERENCE		QUALIFICATION	OUTSTANDING ITEMS	INTERFACES: CABLE: EQRR 22
	SPECIFICATION	QUALIFICATION	SPECIFICATION	QUALIFICATION	METHOD		
OPERATING TIME	180 DAYS	180 DAYS	78,532	138	TEST & ANAL.		
TEMPERATURE (F)	120	346	85	138	TEST		MAINTENANCE REQUIREMENTS: REFERENCE 138 SUPPLEMENT 3.
PRESSURE (PSIA)	14.7	124.7	85	138	TEST		
RELATIVE HUMIDITY (%)	90	100	85	138	TEST		
RADIATION	3.70 E6	2.00 E8	85	138	TEST		REMARKS:
AGING	40 YRS.	40 YRS.	N/A	138	TEST & ANAL.		

DEFICIENCY RESOLUTION:

PREPARED BY: RDC DATE: 07/08/83 REVISION DATE: 08/01/83

FACILITY: LGS UNIT: 1 DOCKET: 50-352 EQRR: 80

REVIEWED BY: FMV DATE: 08/01/83

SYSTEM: EMERGENCY SERVICE WATER
ACCY: SPEC: N/A DEMON: N/A REF: N/A
LOCATION: ROOM 207

PLANT ID: HV-11-125
RACK/PANEL: N/A

COMPONENT: PILOT SOLENOID VALVE
ASSOC COMP: AIR OPERATOR
ASSOC COMP: N/A
MODEL NO.: NP8344-A71E
ASSOC M/N: N/A
ASSOC M/N: N/A
ASSOC. DWG: LOC: M-0238 P&ID: M-11

MANUFACTU: AUTOMATIC SWITCH COMPANY
ASSOC MANF: INVAR
ASSOC MANF: N/A
SERIAL NO:
ASSOC S/N: N/A
ASSOC S/N: N/A

SERVICE: NORMAL SERVICE WATER RETURN ISOLATION VALVE. NORMALLY ENERGIZED OPEN, FAILS CLOSED.
P.O. NO: F-59145

FUNCTION: CLOSES UPON START OF ESW PUMP B. REQUIRED FOR LOCA AND ALL HELBS.
SUBMERGENCE: N/A

CHEMICAL SPRAY: N/A

PARAMETER	ENVIRONMENT		DOCUMENTATION REFERENCE		QUALIFICATION	OUTSTANDING ITEMS	INTERFACES: CABLE: EQRR 22
	SPECIFICATION	QUALIFICATION	SPECIFICATION	QUALIFICATION	METHOD		
OPERATING TIME	1 HR.	30 DAYS	538	138	TEST		
TEMPERATURE (F)	115	346	85	138	TEST		MAINTENANCE REQUIREMENTS: REFERENCE 138 SUPPLEMENT 3.
PRESSURE (PSIA)	14.7	124.7	85	138	TEST		
RELATIVE HUMIDITY (%)	90	100	85	138	TEST		
RADIATION	8.85 E4	2.00 E8	85	138	TEST		REMARKS:
AGING	40 YRS.	40 YRS.	N/A	138	TEST & ANAL.		

DEFICIENCY RESOLUTION:

PREPARED BY: RDC DATE: 07/08/83 REVISION DATE: 08/01/83

FACILITY: LGS UNIT: 1 DOCKET: 50-352 EQRR: 80

REVIEWED BY: FMV DATE: 08/01/83

SYSTEM: EMERGENCY SERVICE WATER

ACCY: SPEC: N/A
DEMON: N/A
REF: N/A

LOCATION: ROOM 207

PLANT ID: HV-11-126

RACK/PANEL: N/A

COMPONENT: PILOT SOLENOID VALVE
ASSOC COMP: AIR OPERATOR
ASSOC COMP: N/A

MODEL NO.: NP8344-A71E
ASSOC M/N: N/A
ASSOC M/N: N/A

ASSOC. DWG: LOC: M-0238
P&ID: M-11

MANUFACTU: AUTOMATIC SWITCH COMPANY
ASSOC MANF: INVAR
ASSOC MANF: N/A

SERIAL NO:
ASSOC S/N: N/A
ASSOC S/N: N/A

SERVICE: NORMAL SERVICE WATER RETURN ISOLATION VALVE.
NORMALLY ENERGIZED OPEN, FAILS CLOSED.

P.O. NO: F-59145

FUNCTION: CLOSES UPON START OF ESW PUMP D.
REQUIRED FOR LOCA AND ALL HELBS.

SUBMERGENCE: N/A

CHEMICAL SPRAY: N/A

PARAMETER	ENVIRONMENT		DOCUMENTATION REFERENCE		QUALIFICATION	OUTSTANDING ITEMS	INTERFACES:
	SPECIFICATION	QUALIFICATION	SPECIFICATION	QUALIFICATION	METHOD		CABLE: EQRR 22
OPERATING TIME	1 HR.	30 DAYS	538	138	TEST		
TEMPERATURE (F)	115	346	85	138	TEST		MAINTENANCE REQUIREMENTS: REFERENCE 138 SUPPLEMENT 3.
PRESSURE (PSIA)	14.7	124.7	85	138	TEST		
RELATIVE HUMIDITY (%)	90	100	85	138	TEST		
RADIATION	8.85 E4	2.00 E8	85	138	TEST		REMARKS:
AGING	40 YRS.	40 YRS.	N/A	138	TEST & ANAL.		

DEFICIENCY RESOLUTION:

PREPARED BY: RDC DATE: 07/08/83 REVISION DATE: 09/06/83

FACILITY: LGS UNIT: 1 DOCKET: 50-352 EQRR: 81

REVIEWED BY: FMV DATE: 09/06/83

SYSTEM: EMERGENCY SERVICE WATER

ACCY: SPEC: N/A
DEMON: N/A
REF: N/A

LOCATION: ROOM 207

PLANT ID: HV-11-127

RACK/PANEL: N/A

COMPONENT: PILOT SOLENOID VALVE
ASSOC COMP: AIR OPERATOR
ASSOC COMP: N/A

MODEL NO.: NP8344-A71E
ASSOC M/N: N/A
ASSOC M/N: N/A

ASSOC. DWG: LOC: M-0238
P&ID: M-11

MANUFACTU: AUTOMATIC SWITCH COMPANY
ASSOC MANF: INVAR
ASSOC MANF: N/A

SERIAL NO:
ASSOC S/N: N/A
ASSOC S/N: N/A

SERVICE: ESW RETURN FROM REACTOR ENCL. COOLING WATER HEAT EXCHANGERS. NORMALLY KEYLOCKED DE-ENERGIZED CLOSED, FAILS CLOSED.

P.O. NO: F-59145

FUNCTION: CAN BE MANUALLY OPENED FROM CONTROL ROOM TO PROVIDE ESW TO REACTOR ENCL. COOLING WATER HEAT EXCHANGERS. REQUIRED FOR LOCA AND ALL HELBS.

SUBMERGENCE: N/A

CHEMICAL SPRAY: N/A

PARAMETER	ENVIRONMENT		DOCUMENTATION REFERENCE		QUALIFICATION	OUTSTANDING ITEMS
	SPECIFICATION	QUALIFICATION	SPECIFICATION	QUALIFICATION	METHOD	
OPERATING TIME	180 DAYS	180 DAYS	78,532	138	TEST & ANAL.	
TEMPERATURE (F)	120	346	85	138	TEST	
PRESSURE (PSIA)	14.7	124.7	85	138	TEST	
RELATIVE HUMIDITY (%)	90	100	85	138	TEST	
RADIATION	3.70 E6	2.00 E8	85	138	TEST	
AGING	40 YRS.	40 YRS.	N/A	138	TEST & ANAL.	

INTERFACES:
CABLE: EQRR 22

MAINTENANCE REQUIREMENTS:
REFERENCE 138
SUPPLEMENT 3.

REMARKS:

DEFICIENCY RESOLUTION:

PREPARED BY: RDC DATE: 07/08/83 REVISION DATE: 09/06/83

FACILITY: LGS UNIT: 1 DOCKET: 50-352 EQRR: 81

REVIEWED BY: FMV DATE: 09/06/83

SYSTEM: EMERGENCY SERVICE WATER
ACCY: SPEC: N/A
DEMON: N/A
REF: N/A
LOCATION: ROOM 207

PLANT ID: HV-11-128
RACK/PANEL: N/A

COMPONENT: PILOT SOLENOID VALVE
MODEL NO.: NP8344-A71E

ASSOC COMP: AIR OPERATOR
ASSOC M/N: N/A
ASSOC. DWG: LOC: M-0238

ASSOC COMP: N/A
ASSOC M/N: N/A
P&ID: M-11

MANUFACTU: AUTOMATIC SWITCH COMPANY
SERIAL NO:

ASSOC MANF: INVAR
ASSOC S/N: N/A

ASSOC MANF: N/A
ASSOC S/N: N/A

SERVICE: ESW SUPPLY TO REACTOR ENCL. COOLING WATER HEAT EXCHANGERS.
NORMALLY KEYLOCKED DE-ENERGIZED CLOSED, FAILS CLOSED.
P.O. NO: F-59145

FUNCTION: CAN BE MANUALLY OPENED FROM CONTROL ROOM TO PROVIDE ESW TO REACTOR ENCL. COOLING WATER HEAT EXCHANGERS. REQUIRED FOR LOCA AND ALL HELBS.
SUBMERGENCE: N/A

CHEMICAL SPRAY: N/A

PARAMETER	ENVIRONMENT		DOCUMENTATION REFERENCE		QUALIFICATION	OUTSTANDING ITEMS	INTERFACES:
	SPECIFICATION	QUALIFICATION	SPECIFICATION	QUALIFICATION	METHOD		CABLE: EQRR 22
OPERATING TIME	180 DAYS	180 DAYS	78,532	138	TEST & ANAL.		
TEMPERATURE (F)	120	346	85	138	TEST		MAINTENANCE REQUIREMENTS: REFERENCE 138 SUPPLEMENT 3.
PRESSURE (PSIA)	14.7	124.7	85	138	TEST		
RELATIVE HUMIDITY (%)	90	100	85	138	TEST		
RADIATION	3.70 E6	2.00 E8	85	138	TEST		REMARKS:
AGING	40 YRS.	40 YRS.	N/A	138	TEST & ANAL.		

DEFICIENCY RESOLUTION:

PREPARED BY: FMV DATE: 03/19/84 REVISION DATE: 03/19/84

FACILITY: LGS UNIT: 1 DOCKET: 50-352 EQRR: 179

REVIEWED BY: WJB DATE: 03/19/84

SYSTEM: EMERGENCY SERVICE WATER

PLANT ID: TE-11-007A

ACCY: SPEC: +/- 0.75%
DEMON: + 0.64%
REF: 122,APPDX C/P C-20

LOCATION: ROOM 202

RACK/PANEL: N/A

COMPONENT: TEMPERATURE ELEMENT
ASSOC COMP: N/A
ASSOC COMP: N/A

MODEL NO.: T4B250U-1075 AS
ASSOC M/N: N/A
ASSOC M/N: N/A

ASSOC. DWG: LOC: M-204
P&ID: M-11

MANUFACTU: WEED INSTRUMENT COMPANY
ASSOC MANF: N/A
ASSOC MANF: N/A

SERIAL NO: N/A
ASSOC S/N: N/A
ASSOC S/N: N/A

SERVICE: EMERGENCY SERVICE WATER PUMP DISCHARGE.

P.O. NO: M-267

FUNCTION: TO DETECT TEMPERATURE IN SERVICE AS NOTED ABOVE.
REQUIRED TO OPERATE 180 DAYS POST LOCA.

SUBMERGENCE: N/A

CHEMICAL SPRAY: N/A

PARAMETER	ENVIRONMENT		DOCUMENTATION REFERENCE		QUALIFICATION	OUTSTANDING ITEMS	INTERFACES: CABLE: EQRR 22
	SPECIFICATION	QUALIFICATION	SPECIFICATION	QUALIFICATION	METHOD		
OPERATING TIME	180 DAYS	180 DAYS	27	122,175	TEST & ANAL.		
TEMPERATURE (F)	123	485	85	122,175	TEST & ANAL.		MAINTENANCE REQUIREMENTS:
PRESSURE (PSIA)	14.7	84.7	85	122,175	TEST & ANAL.		
RELATIVE HUMIDITY (%)	50/100	100	85	122,175	TEST & ANAL.		
RADIATION	8.78 E2	3.03 E8	85	122,175	TEST & ANAL.		REMARKS:
AGING	40 YRS.	40 YRS.	N/A	122,175,601	TEST & ANAL.		

DEFICIENCY RESOLUTION:

PREPARED BY: FMV DATE: 03/19/84 REVISION DATE: 03/19/84

FACILITY: LGS UNIT: 1 DOCKET: 50-352 EQRR: 179

REVIEWED BY: WJB DATE: 03/19/84

SYSTEM: EMERGENCY SERVICE WATER

ACCY: SPEC: +/- 0.75%
DEMON: + 0.64%
REF: 122,APPDX C/P C-20

LOCATION: ROOM 202

PLANT ID: TE-11-007B

RACK/PANEL: N/A

COMPONENT: TEMPERATURE ELEMENT
ASSOC COMP: N/A
ASSOC COMP: N/A

MODEL NO.: T48250U-1075 AS
ASSOC M/N: N/A
ASSOC M/N: N/A

ASSOC. DWG: LOC: M-204
P&ID: M-11

MANUFACTU: WEED INSTRUMENT COMPANY
ASSOC MANF: N/A
ASSOC MANF: N/A

SERIAL NO: N/A
ASSOC S/N: N/A
ASSOC S/N: N/A

SERVICE: EMERGENCY SERVICE WATER PUMP DISCHARGE.

P.O. NO: M-267

FUNCTION: TO DETECT TEMPERATURE IN SERVICE AS NOTED ABOVE.
REQUIRED TO OPERATE 180 DAYS POST LOCA.

SUBMERGENCE: N/A

CHEMICAL SPRAY: N/A

PARAMETER	ENVIRONMENT		DOCUMENTATION REFERENCE		QUALIFICATION	OUTSTANDING ITEMS	INTERFACES: CABLE: EQRR 22
	SPECIFICATION	QUALIFICATION	SPECIFICATION	QUALIFICATION	METHOD		
OPERATING TIME	180 DAYS	180 DAYS	27	122,175	TEST & ANAL.		
TEMPERATURE (F)	123	485	85	122,175	TEST & ANAL.		MAINTENANCE REQUIREMENTS:
PRESSURE (PSIA)	14.7	84.7	85	122,175	TEST & ANAL.		
RELATIVE HUMIDITY (%)	50/100	100	85	122,175	TEST & ANAL.		
RADIATION	8.78 E2	3.03 E8	85	122,175	TEST & ANAL.		REMARKS:
AGING	40 YRS.	40 YRS.	N/A	122,175,601	TEST & ANAL.		

DEFICIENCY RESOLUTION:

PREPARED BY: RDC DATE: 05/26/83 REVISION DATE: 05/20/83

FACILITY: LGS UNIT: 1 DOCKET: 50-352 EQRR: 123

REVIEWED BY: FMV DATE: 05/20/83

SYSTEM: EQUIPMENT & FLOOR DRAINS

PLANT ID: HV-61-102

ACCY: SPEC: N/A
DEMON: N/A
REF: N/A

LOCATION: ROOM 207

RACK/PANEL: N/A

COMPONENT: MOTOR OPERATOR
ASSOC COMP: VALVE (X-230B)
ASSOC COMP: N/A

MODEL NO.: SMB-000-2
ASSOC M/N: N/A
ASSOC M/N: N/A

ASSOC. DWG: LOC: M-0219
P&ID: M-61

MANUFACTU: LIMITORQUE
ASSOC MANF: ROCKWELL
ASSOC MANF: N/A

SERIAL NO: N/A
ASSOC S/N: N/A
ASSOC S/N: N/A

SERVICE: DRYWELL FLOOR DRAIN SUMP LEVEL INSTRUMENTATION LINE. NORMALLY OPEN.

P.O. NO: P-114A

FUNCTION: REMAINS OPEN, CAN BE CLOSED BY REMOTE MANUAL SWITCH FROM THE CONTROL ROOM. REQUIRED ONLY FOR INSTRUMENT LINE BREAK.

SUBMERGENCE: N/A

CHEMICAL SPRAY: N/A

PARAMETER	ENVIRONMENT		DOCUMENTATION REFERENCE		QUALIFICATION	OUTSTANDING ITEMS	INTERFACES:
	SPECIFICATION	QUALIFICATION	SPECIFICATION	QUALIFICATION	METHOD		LUGS: EQRR 171 CABLE: EQRR 21 & 22
OPERATING TIME	1 HR.	30 DAYS	52	55,58	TEST		
TEMPERATURE (F)	115	340	85	55,58	TEST		MAINTENANCE REQUIREMENTS: REFERENCE 130, PARA 5.0, AND APPENDIX A.
PRESSURE (PSIA)	14.7	119.7	85	55,58	TEST		
RELATIVE HUMIDITY (%)	90	100	85	55,58	TEST		
RADIATION	8.85 E4	2.04 E8	85	55,58	TEST		REMARKS:
AGING	40 YRS.	40 YRS.	N/A	55,58,614	TEST & ANAL.		

DEFICIENCY RESOLUTION:

PREPARED BY: RDC DATE: 07/05/83 REVISION DATE: 06/30/83

FACILITY: LGS UNIT: 1 DOCKET: 50-352 EQRR: 82

REVIEWED BY: FMV DATE: 08/12/83

SYSTEM: EQUIPMENT & FLOOR DRAINS
ACCY: SPEC: N/A
DEMON: N/A
REF: N/A
LOCATION: ROOM 209

PLANT ID: HV-61-110
RACK/PANEL: N/A

COMPONENT: PILOT SOLENOID VALVE
MODEL NO.: 206-832-3U

ASSOC COMP: AIR OPERATOR (X-231B)
ASSOC M/N: N/A
ASSOC. DWG: LOC: M-0207

ASSOC COMP: N/A
ASSOC M/N: N/A
P&ID: M-61

MANUFACTU: AUTOMATIC SWITCH COMPANY
SERIAL NO:

ASSOC MANF: KEILLEY - MUELLER
ASSOC S/N: N/A

ASSOC MANF: N/A
ASSOC S/N: N/A

SERVICE: DRYWELL FLOOR DRAIN SUMP INBOARD ISOLATION VALVE.
NORMALLY DE-ENERGIZED CLOSED, FAILS CLOSED.

P.O. NO: F-59145

FUNCTION: ISOLATES UPON RV LEVEL 2 TRIP OR HIGH DRYWELL PRESSURE SIGNALS.
REQUIRED FOR LOCA AND ALL HELBS.

SUBMERGENCE: N/A

CHEMICAL SPRAY: N/A

PARAMETER	ENVIRONMENT		DOCUMENTATION REFERENCE		QUALIFICATION	OUTSTANDING ITEMS	INTERFACES:
	SPECIFICATION	QUALIFICATION	SPECIFICATION	QUALIFICATION	METHOD		CABLE: EQRR 22
OPERATING TIME	1 HR.	30 DAYS	78	119	TEST		
TEMPERATURE (F)	120	450	85	119	TEST		MAINTENANCE REQUIREMENTS: REFERENCE 119, APPENDIX C.
PRESSURE (PSIA)	14.7	60.7	85	119	TEST		
RELATIVE HUMIDITY (%)	90	100	85	119	TEST		
RADIATION	7.88 E5	2.05 E8	85	119	TEST		REMARKS:
AGING	40 YRS.	40 YRS.	N/A	119	TEST & ANAL.		

DEFICIENCY RESOLUTION:

N/A

PREPARED BY: RDC DATE: 07/05/83 REVISION DATE: 07/18/83

FACILITY: LGS UNIT: 1 DOCKET: 50-352 EQRR: 77

REVIEWED BY: FMV DATE: 08/05/83

SYSTEM: EQUIPMENT & FLOOR DRAINS

ACCY: SPEC: N/A
DEMON: N/A
REF: N/A

LOCATION: ROOM 209

PLANT ID: HV-61-111

RACK/PANEL: N/A

COMPONENT: PILOT SOLENOID VALVE
ASSOC COMP: AIR OPERATOR (X-231A)
ASSOC COMP: N/A

MODEL NO.: 206-832-3RU
ASSOC M/N: N/A
ASSOC M/N: N/A

ASSOC. DWG: LOC: M-0207
P&ID: M-61

MANUFACTU: AUTOMATIC SWITCH COMPANY
ASSOC MANF: MILLER
ASSOC MANF: N/A

SERIAL NO:
ASSOC S/N: N/A
ASSOC S/N: N/A

SERVICE: DRYWELL FLOOR DRAIN SUMP OUTBOARD ISOLATION VALVE.
NORMALLY DE-ENERGIZED CLOSED, FAILS CLOSED.

P.O. NO: F-59145

FUNCTION: ISOLATES UPON RV LEVEL 2 TRIP OR HIGH DRYWELL PRESSURE SIGNALS.
REQUIRED FOR LOCA AND ALL HELBS.

SUBMERGENCE: N/A

CHEMICAL SPRAY: N/A

PARAMETER	ENVIRONMENT		DOCUMENTATION REFERENCE		QUALIFICATION	OUTSTANDING ITEMS	INTERFACES:
	SPECIFICATION	QUALIFICATION	SPECIFICATION	QUALIFICATION	METHOD		CABLE: EQRR 22
OPERATING TIME	1 HR.	30 DAYS	78, 52	119	TEST		
TEMPERATURE (F)	120	450	85	119	TEST		MAINTENANCE REQUIREMENTS: REFERENCE 119, APPENDIX C.
PRESSURE (PSIA)	14.7	60.7	85	119	TEST		
RELATIVE HUMIDITY (%)	90	100	85	119	TEST		
RADIATION	7.88 E5	2.05 E8	85	119	TEST		REMARKS:
AGING	40 YRS.	40 YRS.	N/A	119	TEST & ANAL.		

DEFICIENCY RESOLUTION:

PREPARED BY: RDC DATE: 05/26/83 REVISION DATE: 05/20/83

FACILITY: LGS UNIT: 1 DOCKET: 50-352 EQRR: 123

REVIEWED BY: FMV DATE: 05/20/83

SYSTEM: EQUIPMENT & FLOOR DRAINS

PLANT ID: HV-61-112

COMPONENT: MOTOR OPERATOR
ASSOC COMP: VALVE (X-230B)
ASSOC COMP: N/A

MANUFACTU: LIMITORQUE
ASSOC MANF: ROCKWELL
ASSOC MANF: N/A

ACCY: SPEC: N/A
DEMON: N/A
REF: N/A

MODEL NO.: SMB-000-2
ASSOC M/N: N/A
ASSOC M/N: N/A

SERIAL NO: N/A
ASSOC S/N: N/A
ASSOC S/N: N/A

LOCATION: ROOM 207

RACK/PANEL: N/A

ASSOC. DWG: LOC: M-0219
P&ID: M-61

SERVICE: DRYWELL FLOOR DRAIN SUMP LEVEL INSTRUMENTATION LINE. NORMALLY OPEN.

P.O. NO: P-114A

FUNCTION: REMAINS OPEN, CAN BE CLOSED BY REMOTE MANUAL SWITCH FROM THE CONTROL ROOM. REQUIRED ONLY FOR INSTRUMENT LINE BREAK.

SUBMERGENCE: N/A

CHEMICAL SPRAY: N/A

PARAMETER	ENVIRONMENT		DOCUMENTATION REFERENCE		QUALIFICATION	OUTSTANDING ITEMS
	SPECIFICATION	QUALIFICATION	SPECIFICATION	QUALIFICATION	METHOD	
OPERATING TIME	1 HR.	30 DAYS	52	55,58	TEST	
TEMPERATURE (F)	115	340	85	55,58	TEST	
PRESSURE (PSIA)	14.7	119.7	85	55,58	TEST	
RELATIVE HUMIDITY (%)	90	100	85	55,58	TEST	
RADIATION	8.85 E4	2.04 E8	85	55,58	TEST	
AGING	40 YRS.	40 YRS.	N/A	55,58,614	TEST & ANAL.	

INTERFACES:
LUGS: EQRR 171
CABLE: EQRR 21 & 22

MAINTENANCE REQUIREMENTS:
REFERENCE 130, PARA 5.0, AND APPENDIX A.

REMARKS:

DEFICIENCY RESOLUTION:

PREPARED BY: RDC DATE: 07/05/83 REVISION DATE: 06/30/83

FACILITY: LGS UNIT: 1 DOCKET: 50-352 EQRR: 82

REVIEWED BY: FMV DATE: 08/12/83

SYSTEM: EQUIPMENT & FLOOR DRAINS

ACCY: SPEC: N/A
DEMON: N/A
REF: N/A

LOCATION: ROOM 209

PLANT ID: HV-61-130

RACK/PANEL: N/A

COMPONENT: PILOT SOLENOID VALVE
ASSOC COMP: AIR OPERATOR (X-231B)
ASSOC COMP: N/A

MODEL NO.: 206-832-3U
ASSOC M/N: N/A
ASSOC M/N: N/A

ASSOC. DWG: LOC: M-0207
P&ID: M-61

MANUFACTU: AUTOMATIC SWITCH COMPANY
ASSOC MANF: KEILLEY - MUELLER
ASSOC MANF: N/A

SERIAL NO:
ASSOC S/N: N/A
ASSOC S/N: N/A

SERVICE: DRYWELL EQUIPMENT DRAIN TANK INBOARD ISOLATION VALVE.
NORMALLY DE-ENERGIZED CLOSED, FAILS CLOSED.

P.O. NO: F-59145

FUNCTION: ISOLATES UPON RV LEVEL 2 TRIP OR HIGH DRYWELL PRESSURE SIGNALS.
REQUIRED FOR LOCA AND ALL HELBS.

SUBMERGENCE: N/A

CHEMICAL SPRAY: N/A

PARAMETER	ENVIRONMENT		DOCUMENTATION REFERENCE		QUALIFICATION	OUTSTANDING ITEMS	INTERFACES:
	SPECIFICATION	QUALIFICATION	SPECIFICATION	QUALIFICATION	METHOD		CABLE: EQRR 22
OPERATING TIME	1 HR.	30 DAYS	78	119	TEST		
TEMPERATURE (F)	120	450	85	119	TEST		MAINTENANCE REQUIREMENTS: REFERENCE 119, APPENDIX C.
PRESSURE (PSIA)	14.7	60.7	85	119	TEST		
RELATIVE HUMIDITY (%)	90	100	85	119	TEST		
RADIATION	7.88 E5	2.05 E8	85	119	TEST		REMARKS:
AGING	40 YRS.	40 YRS.	N/A	119	TEST & ANAL.		

DEFICIENCY RESOLUTION:

PRINTED 04/24/84

PREPARED BY: RDC DATE: 07/05/83 REVISION DATE: 06/30/83

FACILITY: LGS UNIT: 1 DOCKET: 50-352 EQRR: 78

REVIEWED BY: FMV DATE: 08/12/83

SYSTEM: EQUIPMENT & FLOOR DRAINS

PLANT ID: HV-61-131

COMPONENT: PILOT SOLENOID VALVE
ASSOC COMP: AIR OPERATOR (X-231B)
ASSOC COMP: N/A

MANUFACTU: AUTOMATIC SWITCH COMPANY
ASSOC MANF: KEILLEY - MUELLER
ASSOC MANF: N/A

ACCY: SPEC: N/A
DEMON: N/A
REF: N/A

MODEL NO.: 206-832-3U
ASSOC M/N: N/A
ASSOC M/N: N/A

SERIAL NO:
ASSOC S/N: N/A
ASSOC S/N: N/A

LOCATION: ROOM 209

RACK/PANEL: N/A

ASSOC. DWG: LOC: M-0207
P&ID: M-61

SERVICE: DRYWELL EQUIPMENT DRAIN TANK OUTBOARD ISOLATION VALVE. NORMALLY DE-ENERGIZED CLOSED, FAILS CLOSED.

P.O. NO: F-59145

FUNCTION: ISOLATES UPON RV LEVEL 2 TRIP OR HIGH DRYWELL PRESSURE SIGNALS. REQUIRED FOR LOCA AND ALL HELBS.

SUBMERGENCE: N/A

CHEMICAL SPRAY: N/A

PARAMETER	ENVIRONMENT		DOCUMENTATION REFERENCE		QUALIFICATION	OUTSTANDING ITEMS
	SPECIFICATION	QUALIFICATION	SPECIFICATION	QUALIFICATION	METHOD	
OPERATING TIME	1 HR.	30 DAYS	78	119	TEST	
TEMPERATURE (F)	120	450	85	119	TEST	
PRESSURE (PSIA)	14.7	60.7	85	119	TEST	
RELATIVE HUMIDITY (%)	90	100	85	119	TEST	
RADIATION	7.88 E5	2.05 E8	85	119	TEST	
AGING	40 YRS.	40 YRS.	N/A	119	TEST & ANAL.	

INTERFACES:

CABLE: EQRR 22

MAINTENANCE REQUIREMENTS:
REFERENCE 119, APPENDIX C.

REMARKS:

DEFICIENCY RESOLUTION:

PREPARED BY: RDC DATE: 05/26/83 REVISION DATE: 05/20/83

FACILITY: LGS UNIT: 1 DOCKET: 50-352 EQRR: 123

REVIEWED BY: FMV DATE: 05/20/83

SYSTEM: EQUIPMENT & FLOOR DRAINS

ACCY: SPEC: N/A
DEMON: N/A
REF: N/A

LOCATION: ROOM 207

PLANT ID: HV-61-132

RACK/PANEL: N/A

COMPONENT: MOTOR OPERATOR
ASSOC COMP: VALVE (X-230B)
ASSOC COMP: N/A

MODEL NO.: SMB-000-2
ASSOC M/N: N/A
ASSOC M/N: N/A

ASSOC. DWG: LOC: M-0219
P&ID: M-61

MANUFACTU: LIMITORQUE
ASSOC MANF: ROCKWELL
ASSOC MANF: N/A

SERIAL NO: N/A
ASSOC S/N: N/A
ASSOC S/N: N/A

SERVICE: DRYWELL EQUIPMENT DRAIN TANK LEVEL INSTRUMENTATION LINE. NORMALLY OPEN.

P.O. NO: P-114A

FUNCTION: REMAINS OPEN, CAN BE CLOSED BY REMOTE MANUAL SWITCH FROM THE CONTROL ROOM. REQUIRED ONLY FOR INSTRUMENT LINE BREAK.

SUBMERGENCE: N/A

CHEMICAL SPRAY: N/A

PARAMETER	ENVIRONMENT		DOCUMENTATION REFERENCE		QUALIFICATION	OUTSTANDING ITEMS	INTERFACES:
	SPECIFICATION	QUALIFICATION	SPECIFICATION	QUALIFICATION	METHOD		LUGS: EQRR 171 CABLE: EQRR 21 & 22
OPERATING TIME	1 HR.	30 DAYS	52	55,58	TEST		
TEMPERATURE (F)	115	340	85	55,58	TEST		MAINTENANCE REQUIREMENTS: REFERENCE 130, PARA 5.0, AND APPENDIX A.
PRESSURE (PSIA)	14.7	119.7	85	55,58	TEST		
RELATIVE HUMIDITY (%)	90	100	85	55,58	TEST		
RADIATION	8.85 E4	2.04 E8	85	55,58	TEST		REMARKS:
AGING	40 YRS.	40 YRS.	N/A	55,58,614	TEST & ANAL.		

DEFICIENCY RESOLUTION:

PREPARED BY: FMV DATE: 03/08/84 REVISION DATE: 03/08/84

FACILITY: LGS UNIT: 1 DOCKET: 50-352 EQRR: 1

REVIEWED BY: WJB DATE: 03/08/84

SYSTEM: EQUIPMENT & FLOOR DRAINS

ACCY: SPEC: +-0.5% OF SPAN
DEMON: +-0.11% OF SPAN
REF: 114;REF10826,SEC8.1,TBL3

LOCATION: ROOM 207

PLANT ID: LT-61-115

RACK/PANEL: N/A

COMPONENT: LEVEL TRANSMITTER
ASSOC COMP: N/A
ASSOC COMP: N/A

MODEL NO.: 1153 SERIES B
ASSOC M/N: N/A
ASSOC M/N: N/A

ASSOC. DWG: LOC: M-0712
P&ID: M-61

MANUFACTU: ROSEMOUNT
ASSOC MANF: N/A
ASSOC MANF: N/A

SERIAL NO: N/A
ASSOC S/N: N/A
ASSOC S/N: N/A

SERVICE: DRYWELL FLOOR DRAIN SUMP
10T215 LEVEL INDICATION.

P.O. NO: M-206

FUNCTION: TRANSMITS SIGNAL TY LY-61-115 FOR CONTROL ROOM RECORDING OF SUMP LEVEL.
REQUIRED FOR LOCA AND MSLB FOR OPERATOR INFORMATION.

SUBMERGENCE: N/A

CHEMICAL SPRAY: N/A

PARAMETER	ENVIRONMENT		DOCUMENTATION REFERENCE		QUALIFICATION	OUTSTANDING ITEMS	INTERFACES:
	SPECIFICATION	QUALIFICATION	SPECIFICATION	QUALIFICATION	METHOD		CABLE: EGRR 22
OPERATING TIME	180 DAYS	180 DAYS	78	114	TEST & ANAL.		
TEMPERATURE (F)	120	318	85	114	TEST		MAINTENANCE REQUIREMENTS: REFERENCE 540,114
PRESSURE (PSIA)	14.7	87.7	85	114	TEST		
RELATIVE HUMIDITY (%)	90	100	85	114	TEST		
RADIATION	3.70 E6	2.44 E7	85	114	TEST		REMARKS:
AGING	40 YRS.	20 YRS.	N/A	114	TEST & ANAL.		

DEFICIENCY RESOLUTION:

PREPARED BY: FMV DATE: 03/08/84 REVISION DATE: 03/08/84

FACILITY: LGS UNIT: 1 DOCKET: 50-352 EQRR: 1

REVIEWED BY: WJB DATE: 03/08/84

SYSTEM: EQUIPMENT & FLOOR DRAINS

ACCY: SPEC: +-0.5% OF SPAN
DEMON: +-0.11% OF SPAN
REF: 114;REP10826,SEC8.1,TBL3

LOCATION: ROOM 207

PLANT ID: LT-61-135

RACK/PANEL: N/A

COMPONENT: LEVEL TRANSMITTER
ASSOC COMP: N/A
ASSOC COMP: N/A

MODEL NO.: 1153 SERIES B
ASSOC M/N: N/A
ASSOC M/N: N/A

ASSOC. DWG: LOC: M-0712
P&ID: M-61

MANUFACTU: ROSEMOUNT
ASSOC MANF: N/A
ASSOC MANF: N/A

SERIAL NO: N/A
ASSOC S/N: N/A
ASSOC S/N: N/A

SERVICE: DRYWELL EQUIPMENT DRAIN TANK 10T214 LEVEL INDICATION.

P.O. NO: M-206

FUNCTION: TRANSMITS SIGNAL TO LY-61-135 FOR CONTROL ROOM RECORDING OF TANK LEVEL.
REQUIRED FOR LOCA AND MSLB FOR OPERATOR INFORMATION.

SUBMERGENCE: N/A

CHEMICAL SPRAY: N/A

PARAMETER	ENVIRONMENT		DOCUMENTATION REFERENCE		QUALIFICATION	OUTSTANDING ITEMS	INTERFACES:
	SPECIFICATION	QUALIFICATION	SPECIFICATION	QUALIFICATION	METHOD		CABLE: EQRR 22
OPERATING TIME	180 DAYS	180 DAYS	78	114	TEST & ANAL.		
TEMPERATURE (F)	120	318	85	114	TEST		MAINTENANCE REQUIREMENTS: REFERENCE 540,114
PRESSURE (PSIA)	14.7	87.7	85	114	TEST		
RELATIVE HUMIDITY (%)	90	100	85	114	TEST		
RADIATION	3.70 E6	2.44 E7	85	114	TEST		REMARKS:
AGING	40 YRS.	20 YRS.	N/A	114	TEST & ANAL.		

DEFICIENCY RESOLUTION:

PREPARED BY: RDC DATE: 07/06/83 REVISION DATE: 07/14/83

FACILITY: LGS UNIT: 1 DOCKET: 50-352 EQRR: 82

REVIEWED BY: FMV DATE: 08/12/83

SYSTEM: EQUIPMENT & FLOOR DRAINS

ACCY: SPEC: N/A
DEMON: N/A
REF: N/A

LOCATION: ROOM 209

PLANT ID: ZS-61-110

RACK/PANEL: N/A

COMPONENT: LIMIT SWITCH
ASSOC COMP: AIR OPERATOR
ASSOC COMP: N/A

MODEL NO.: EA170-XX302
ASSOC M/N: N/A
ASSOC M/N: N/A

ASSOC. DWG: N/A

MANUFACTU: NAMCO
ASSOC MANF: KEILLEY - MUELLER
ASSOC MANF: N/A

SERIAL NO:
ASSOC S/N: N/A
ASSOC S/N: N/A

SERVICE: VALVE HV-61-110

P.O. NO: F-59026

FUNCTION: PROVIDES INDICATION OF VALVE POSITION.
REQUIRED FOR LOCA AND ALL HELBS.

SUBMERGENCE: N/A

CHEMICAL SPRAY: N/A

PARAMETER	ENVIRONMENT		DOCUMENTATION REFERENCE		QUALIFICATION	OUTSTANDING ITEMS	INTERFACES:
	SPECIFICATION	QUALIFICATION	SPECIFICATION	QUALIFICATION	METHOD		CABLE: EQRR 22
OPERATING TIME	1 HR.	180 DAYS	78	137	TEST & ANAL.		
TEMPERATURE (F)	120	194	85	137	TEST		MAINTENANCE REQUIREMENTS: REFERENCE 137 SECTIONS 3.0 & 4.0
PRESSURE (PSIA)	14.7	14.7	85	137	TEST		
RELATIVE HUMIDITY (%)	90	100	85	137	TEST		
RADIATION	7.88 E5	2.02 E8	85	137	TEST		REMARKS:
AGING	40 YRS.	40 YRS.	N/A	137	TEST & ANAL.		

DEFICIENCY RESOLUTION:

PREPARED BY: RDC DATE: 07/06/83 REVISION DATE: 07/15/83

FACILITY: LGS UNIT: 1 DOCKET: 50-352 EQRR: 77

REVIEWED BY: FMV DATE: 08/05/83

SYSTEM: EQUIPMENT & FLOOR DRAINS
ACCY: SPEC: N/A
DEMON: N/A
LOCATION: ROOM 209

PLANT ID: ZS-61-111
REF: N/A
RACK/PANEL: N/A

COMPONENT: LIMIT SWITCH
MODEL NO.: EA170-XX302

ASSOC COMP: AIR OPERATOR
ASSOC M/N: N/A
ASSOC. DWG: N/A

ASSOC COMP: N/A
ASSOC M/N: N/A

MANUFACTU: NAMCO
SERIAL NO:

ASSOC MANF: MILLER
ASSOC S/N: N/A

ASSOC MANF: N/A
ASSOC S/N: N/A

SERVICE: VALVE HV-61-111.

P.O. NO: F-59026

FUNCTION: PROVIDES INDICATION OF VALVE POSITION.
REQUIRED FOR LOCA AND ALL HELBS.

SUBMERGENCE: N/A

CHEMICAL SPRAY: N/A

PARAMETER	ENVIRONMENT		DOCUMENTATION REFERENCE		QUALIFICATION	OUTSTANDING ITEMS	INTERFACES: CABLE: EQRR 22
	SPECIFICATION	QUALIFICATION	SPECIFICATION	QUALIFICATION	METHOD		
OPERATING TIME	1 HR.	180 DAYS	78,52	137	TEST & ANAL.		
TEMPERATURE (F)	120	194	85	137	TEST		MAINTENANCE REQUIREMENTS: REFERENCE 137 SECTIONS 3.0 & 4.0
PRESSURE (PSIA)	14.7	14.7	85	137	TEST		
RELATIVE HUMIDITY (%)	90	100	85	137	TEST		
RADIATION	7.88 E5	2.02 E8	85	137	TEST		REMARKS:
AGING	40 YRS.	40 YRS.	N/A	137	TEST & ANAL.		

DEFICIENCY RESOLUTION:

PREPARED BY: RDC DATE: 07/06/83 REVISION DATE: 08/01/83

FACILITY: LGS UNIT: 1 DOCKET: 50-352 EQRR: 82

REVIEWED BY: FMV DATE: 08/12/83

SYSTEM: EQUIPMENT & FLOOR DRAINS

ACCY: SPEC: N/A
DEMON: N/A
REF: N/A

LOCATION: ROOM 209

PLANT ID: ZS-61-130

RACK/PANEL: N/A

COMPONENT: LIMIT SWITCH
ASSOC COMP: AIR OPERATOR
ASSOC COMP: N/A

MODEL NO.: EA170-XX302
ASSOC M/N: N/A
ASSOC M/N: N/A

ASSOC. DWG: N/A

MANUFACTU: NAMCO
ASSOC MANF: KEILLEY - MUELLER
ASSOC MANF: N/A

SERIAL NO:
ASSOC S/N: N/A
ASSOC S/N: N/A

SERVICE: VALVE HV-61-130.

P.O. NO: F-59026

FUNCTION: PROVIDES INDICATION OF VALVE POSITION.
REQUIRED FOR LOCA AND ALL HELBS.

SUBMERGENCE: N/A

CHEMICAL SPRAY: N/A

PARAMETER	ENVIRONMENT		DOCUMENTATION REFERENCE		QUALIFICATION	OUTSTANDING ITEMS	INTERFACES: CABLE: EQRR 22
	SPECIFICATION	QUALIFICATION	SPECIFICATION	QUALIFICATION	METHOD		
OPERATING TIME	1 HR.	180 DAYS	78	137	TEST & ANAL.		
TEMPERATURE (F)	120	194	85	137	TEST		MAINTENANCE REQUIREMENTS: REFERENCE 137 SECTIONS 3.0 & 4.0
PRESSURE (PSIA)	14.7	14.7	85	137	TEST		
RELATIVE HUMIDITY (%)	90	100	85	137	TEST		
RADIATION	7.88 E5	2.02 E8	85	137	TEST		REMARKS:
AGING	40 YRS.	40 YRS.	N/A	137	TEST & ANAL.		

DEFICIENCY RESOLUTION:

PREPARED BY: RDC DATE: 07/06/83 REVISION DATE: 08/01/83

FACILITY: LGS UNIT: 1 DOCKET: 50-352 EQRR: 78

REVIEWED BY: FMV DATE: 08/12/83

SYSTEM: EQUIPMENT (FLOOR DRAINS
PLANT ID: ZS-61-131
ACCY: SPEC: N/A
DEMON: N/A
REF: N/A
LOCATION: ROOM 209
RACK/PANEL: N/A

COMPONENT: LIMIT SWITCH
ASSOC COMP: AIR OPERATOR
ASSOC COMP: N/A
MODEL NO.: EA170-XX302
ASSOC M/N: N/A
ASSOC M/N: N/A
ASSOC. DWG: N/A

MANUFACTU: NAMCO
ASSOC MANF: KEILLEY - MUELLER
ASSOC MANF: N/A
SERIAL NO:
ASSOC S/N: N/A
ASSOC S/N: N/A

SERVICE: VALVE HV-61-131.
P.O. NO: F-59026

FUNCTION: PROVIDES INDICATION OF VALVE POSITION.
REQUIRED FOR LOCA AND ALL HELBS.
SUBMERGENCE: N/A
CHEMICAL SPRAY: N/A

PARAMETER	ENVIRONMENT		DOCUMENTATION REFERENCE		QUALIFICATION	OUTSTANDING ITEMS	INTERFACES:
	SPECIFICATION	QUALIFICATION	SPECIFICATION	QUALIFICATION	METHOD		CABLE: EQRR 22
OPERATING TIME	1 HR.	180 DAYS	78	137	TEST & ANAL.		
TEMPERATURE (F)	120	194	85	137	TEST		MAINTENANCE REQUIREMENTS: REFERENCE 137 SECTIONS 3.0 & 4.0
PRESSURE (PSIA)	14.7	14.7	85	137	TEST		
RELATIVE HUMIDITY (%)	90	100	85	137	TEST		
RADIATION	7.88 E5	2.02 E8	85	137	TEST		REMARKS:
AGING	40 YRS.	40 YRS.	N/A	137	TEST & ANAL.		

DEFICIENCY RESOLUTION:

PREPARED BY: FMV DATE: 03/08/84 REVISION DATE: 03/08/84

FACILITY: LGS UNIT: 1 DOCKET: 50-352 EQRR: 1

REVIEWED BY: WJB DATE: 03/08/84

SYSTEM: HIGH PRESSURE COOLANT INJECTION

ACCY: SPEC: +-0.5% OF SPAN
DEMON: +-0.11% OF SPAN
REF: 114;REP10826,SEC8.1,TBL3

LOCATION: ROOM 111

PLANT ID: FT-55-1N008

RACK/PANEL: N/A

COMPONENT: FLOW TRANSMITTER

MODEL NO.: 1153 SERIES B

ASSOC COMP: N/A

ASSOC M/N: N/A

ASSOC. DWG: LOC: M-0705
P&ID: M-55

ASSOC COMP: N/A

ASSOC M/N: N/A

MANUFACTU: ROSEMOUNT

SERIAL NO:

ASSOC MANF: N/A

ASSOC S/N: N/A

ASSOC MANF: N/A

ASSOC S/N: N/A

SERVICE: HPCI PUMP DISCHARGE.

P.O. NO: M-206

FUNCTION: TRANSMITS SIGNAL TO FY-55-1K601 FOR CONTROL ROOM INDICATION.
REQUIRED FOR LOCA AND ALL HELBS FOR OPERATOR INFORMATION.

SUBMERGENCE: N/A

CHEMICAL SPRAY: N/A

PARAMETER	ENVIRONMENT		DOCUMENTATION REFERENCE		QUALIFICATION	OUTSTANDING ITEMS	INTERFACES:
	SPECIFICATION	QUALIFICATION	SPECIFICATION	QUALIFICATION	METHOD		CABLE: EQRR 22
OPERATING TIME	6 HRS.	56 HRS.	78	114	TEST		
TEMPERATURE (F)	120	318	79	114	TEST		MAINTENANCE REQUIREMENTS: REFERENCE 540,114
PRESSURE (PSIA)	14.7	87.7	79	114	TEST		
RELATIVE HUMIDITY (%)	90	100	79	114	TEST		
RADIATION	3.75 E5	2.44 E7	85	114	TEST		REMARKS:
AGING	40 YRS.	20 YRS.	N/A	114,604	TEST & ANAL.		

DEFICIENCY RESOLUTION:

PREPARED BY: DJT DATE: 05/05/83 REVISION DATE: 04/12/84

FACILITY: LGS UNIT: 1 DOCKET: 50-352 EQRR: 108

REVIEWED BY: WJB DATE: 04/12/84

SYSTEM: HIGH PRESSURE COOLANT INJECTION

ACCY: SPEC: N/A
DEMON: N/A
REF: N/A

LOCATION: ROOM 109

PLANT ID: HV-55-1F001

RACK/PANEL: N/A

COMPONENT: MOTOR OPERATOR
ASSOC COMP: VALVE
ASSOC COMP: N/A

MODEL NO.: SMB-3-100
ASSOC M/N: N/A
ASSOC M/N: N/A

ASSOC. DWG: LOC: M-227
P&ID: M-55

MANUFACTU: LIMITORQUE
ASSOC MANF: VELAN
ASSOC MANF: N/A

SERIAL NO: N/A
ASSOC S/N: N/A
ASSOC S/N: N/A

SERVICE: HPCI TURBINE STEAM SUPPLY LINE. NORMALLY CLOSED.

P.O. NO: P-104B

FUNCTION: OPENS ON HPCI INITIATION SIGNAL. REQUIRED FOR ALL HELBS EXCEPT HPCILB.

SUBMERGENCE: N/A

CHEMICAL SPRAY: N/A

PARAMETER	ENVIRONMENT		DOCUMENTATION REFERENCE		QUALIFICATION	OUTSTANDING ITEMS	INTERFACES:
	SPECIFICATION	QUALIFICATION	SPECIFICATION	QUALIFICATION	METHOD		LUGS: EQRR 171 CABLE: EQRR 21 & 22
OPERATING TIME	6 HRS.	12 HRS.	515	57	TEST		
TEMPERATURE (F)	115	341	85	57	TEST		MAINTENANCE REQUIREMENTS:
PRESSURE (PSIA)	14.7	119.7	85	57	TEST		REFERENCE 129, PARA 6.0 AND APPENDIX A.
RELATIVE HUMIDITY (%)	90	100	85	57	TEST		
RADIATION	9.37 E5	1.00 E7	85	57	TEST		REMARKS: RAD IS FOR HELB.
AGING	40 YRS.	40 YRS.	N/A	57	TEST & ANAL.		

DEFICIENCY RESOLUTION:

PREPARED BY: DJT DATE: 05/05/83 REVISION DATE: 02/24/84

FACILITY: LGS UNIT: 1 DOCKET: 50-352 EQRR: 112

REVIEWED BY: WJB DATE: 04/12/84

SYSTEM: HIGH PRESSURE COOLANT INJECTION
ACCY: SPEC: N/A DEMON: N/A REF: N/A
LOCATION: PRI CONT/ZONE 5

PLANT ID: HV-55-1F002
RACK/PANEL: N/A

COMPONENT: MOTOR OPERATOR
ASSOC COMP: VALVE (X-11)
ASSOC COMP: N/A
MODEL NO.: SMB-4-150
ASSOC M/N: N/A
ASSOC M/N: N/A
ASSOC. DWG: LOC: M-230 P&ID: M-55

MANUFACTU: LIMITORQUE
ASSOC MANF: ANCHOR - DARLING
ASSOC MANF: N/A
SERIAL NO: N/A
ASSOC S/N: N/A
ASSOC S/N: N/A

SERVICE: HPCI TURBINE STEAM SUPPLY LINE (INBOARD CONTAINMENT ISOLATION VALVE). NORMALLY KEY LOCKED OPEN.
P.O. NO: P-104C

FUNCTION: ISOLATES ON HPCI ISOLATION SIGNAL. CLOSED MANUALLY ON POST HPCI OPERATION TO PROVIDE RV ISOLATION. VALVE CAN BE OPENED MANUALLY FROM THE CONTROL ROOM IF NO ISOLATION SIGNAL IS PRESENT. REQUIRED FOR HPCILB.
SUBMERGENCE: N/A
CHEMICAL SPRAY: YES

PARAMETER	ENVIRONMENT		DOCUMENTATION REFERENCE		QUALIFICATION	OUTSTANDING ITEMS	INTERFACES:
	SPECIFICATION	QUALIFICATION	SPECIFICATION	QUALIFICATION	METHOD		LUGS: EQRR 171 CABLE: EQRR 21 & 22 PLUG CONNECTORS: EQRR 22
OPERATING TIME	6 HRS.	30 DAYS	52	55,58	TEST		
TEMPERATURE (F)	330	340	85	55,58	TEST		MAINTENANCE REQUIREMENTS:
PRESSURE (PSIA)	58.7	119.7	85	55,58	TEST		REFERENCE 130, PARA 5.0 AND APPENDIX B
RELATIVE HUMIDITY (%)	100	100	85	55,58	TEST		
RADIATION	2.25 E7	2.04 E8	85	55,58	TEST		REMARKS:
AGING	40 YRS.	32 YRS.	N/A	55,58,613	TEST & ANAL		

DEFICIENCY RESOLUTION:

PREPARED BY: RDC DATE: 05/05/83 REVISION DATE: 05/20/83

FACILITY: LGS UNIT: 1 DOCKET: 50-352 EQRR: 112

REVIEWED BY: FMV DATE: 05/20/83

SYSTEM: HIGH PRESSURE COOLANT INJECTION

ACCY: SPEC: N/A
DEMON: N/A
REF: N/A

LOCATION: ROOM 309

PLANT ID: HV-55-1F003

RACK/PANEL: N/A

COMPONENT: MOTOR OPERATOR
ASSOC COMP: VALVE (X-11)
ASSOC COMP: N/A

MODEL NO.: SMB-4-150
ASSOC M/N: N/A
ASSOC M/N: N/A

ASSOC. DWG: LOC: M-230
P&ID: M-55

MANUFACTU: LIMITORQUE
ASSOC MANF: ANCHOR - DARLING
ASSOC MANF: N/A

SERIAL NO: N/A
ASSOC S/N: N/A
ASSOC S/N: N/A

SERVICE: HPCI TURBINE LINE STEAM SUPPLY (OUTBOARD CONTAINMENT ISOLATION VALVE). NORMALLY KEY LOCKED OPEN.

P.O. NO: P-104C

FUNCTION: ISOLATES ON HPCI ISOLATION SIGNAL. CLOSED MANUALLY ON POST HPCI OPERATION TO PROVIDE RV ISOLATION. VALVE CAN BE OPENED MANUALLY FROM THE CONTROL ROOM IF NO ISOLATION SIGNAL IS PRESENT. REQUIRED FOR HPCILB.

SUBMERGENCE: N/A

CHEMICAL SPRAY: N/A

PARAMETER	ENVIRONMENT		DOCUMENTATION REFERENCE		QUALIFICATION	OUTSTANDING ITEMS
	SPECIFICATION	QUALIFICATION	SPECIFICATION	QUALIFICATION	METHOD	
OPERATING TIME	6 HRS.	30 DAYS	52	55,58	TEST	
TEMPERATURE (F)	264 (C)	340	85	55,58	TEST	
PRESSURE (PSIA)	16.1 (C)	119.7	85	55,58	TEST	
RELATIVE HUMIDITY (%)	100 (C)	100	85	55,58	TEST	
RADIATION	1.32 E6	2.04 E8	85	55,58	TEST	
AGING	40 YRS.	40 YRS.	N/A	55,58,614	TEST & ANAL.	

INTERFACES:
LUGS: EQRR 171
CABLE: EQRR 21 & 22
PLUG CONNECTORS: EQRR 44

MAINTENANCE REQUIREMENTS:

REFERENCE 130, PARA 5.0 AND APPENDIX B

REMARKS:

DEFICIENCY RESOLUTION:

PREPARED BY: DJT DATE: 05/05/83 REVISION DATE: 04/12/84

FACILITY: LGS UNIT: 1 DOCKET: 50-352 EQRR: 94

REVIEWED BY: WJB DATE: 04/12/84

SYSTEM: HIGH PRESSURE COOLANT INJECTION
ACCY: SPEC: N/A DEMON: N/A REF: N/A
LOCATION: ROOM 109

PLANT ID: HV-55-1F004
RACK/PANEL: N/A

COMPONENT: MOTOR OPERATOR
MODEL NO.: SMB-0-15

ASSOC COMP: VALVE
ASSOC M/N: N/A
ASSOC. DWG: LOC: M-227 P&ID: M-55

ASSOC COMP: N/A
ASSOC M/N: N/A

MANUFACTU: LIMITORQUE
SERIAL NO: N/A

ASSOC MANF: ANCHOR - DARLING
ASSOC S/N: N/A

ASSOC MANF: N/A
ASSOC S/N: N/A

SERVICE: HPCI PUMP SUCTION LINE FROM THE CONDENSATE STORAGE TANK. NORMALLY OPEN.
P.O. NO: P-103A

FUNCTION: OPENS ON HPCI SYSTEM INITIATION SIGNAL. CLOSES WHEN HPCI PUMP SUCTION VALVE FROM THE SUPPRESSION POOL IS FULLY OPEN. REQUIRED FOR ALL HELBS EXCEPT HPCILB.
SUBMERGENCE: N/A

CHEMICAL SPRAY: N/A

PARAMETER	ENVIRONMENT		DOCUMENTATION REFERENCE		QUALIFICATION	OUTSTANDING ITEMS	INTERFACES: LUGS: EQRR 171 CABLE: EQRR 21 & 22
	SPECIFICATION	QUALIFICATION	SPECIFICATION	QUALIFICATION	METHOD		
OPERATING TIME	6 HRS.	12 HRS.	515	57	TEST		
TEMPERATURE (F)	115	341	85	57	TEST		MAINTENANCE REQUIREMENTS:
PRESSURE (PSIA)	14.7	119.7	85	57	TEST		REFERENCE 129, PARA 6.0 AND APPENDIX A.
RELATIVE HUMIDITY (%)	90	100	85	57	TEST		
RADIATION	9.37 E5	1.00 E7	85	57	TEST		REMARKS: RAD IS FOR HELB.
AGING	40 YRS.	40 YRS.	N/A	57	TEST & ANAL		

DEFICIENCY RESOLUTION:

FACILITY: LGS UNIT: 1 DOCKET: 50-352 EQRR: 108

PREPARED BY: FMV DATE: 05/05/83 REVISION DATE: 04/12/84

REVIEWED BY: WJB DATE: 04/12/84

SYSTEM: HIGH PRESSURE COOLANT INJECTION

PLANT ID: HV-55-1F006

COMPONENT: MOTOR OPERATOR
ASSOC COMP: VALVE
ASSOC COMP: N/A

MANUFACTU: LIMITORQUE
ASSOC MANF: VELAN
ASSOC MANF: N/A

ACCY:SPEC: N/A
DEMON: N/A
REF: N/A

MODEL NO.: SMB-3-150
ASSOC M/N: N/A
ASSOC M/N: N/A

SERIAL NO: N/A
ASSOC S/N: N/A
ASSOC S/N: N/A

LOCATION: ROOM 500

RACK/PANEL: N/A

ASSOC. DWG: LOC: M-222
P&ID: M-55

SERVICE: HPCI PUMP DISCHARGE LINE TO CONTAINMENT (VIA CORE SPRAY INJECTION LINE). NORMALLY CLOSED.

P.O. NO: P-104B

FUNCTION: IF CLOSED, AUTOMATICALLY OPENS ON HPCI INITIATION SIGNAL. CLOSES ON CLOSING OF THE STEAM SUPPLY VALVE HV-55-1F001 AND THE CLOSING OF THE TURBINE STOP VALVE. REQUIRED FOR ALL HELBS EXCEPT HPCILB.

SUBMERGENCE: N/A

CHEMICAL SPRAY: N/A

PARAMETER	ENVIRONMENT		DOCUMENTATION REFERENCE		QUALIFICATION	OUTSTANDING ITEMS
	SPECIFICATION	QUALIFICATION	SPECIFICATION	QUALIFICATION	METHOD	
OPERATING TIME	6 HRS.	12 HRS.	515	57	TEST	
TEMPERATURE (F)	120	341	85	57	TEST	
PRESSURE (PSIA)	14.7	119.7	85	57	TEST	
RELATIVE HUMIDITY (%)	90	100	85	57	TEST	
RADIATION	4.02 E5	1.00 E7	85	57	TEST	
AGING	40 YRS.	40 YRS.	N/A	57	TEST & ANAL	

INTERFACES:
LUGS: EQRR 171
CABLE: EQRR 21 & 22

MAINTENANCE REQUIREMENTS:

REFERENCE 129, PARA 6.0 AND APPENDIX A.

REMARKS:

DEFICIENCY RESOLUTION:

PREPARED BY: RDC DATE: 05/05/83 REVISION DATE: 09/26/83

FACILITY: LGS UNIT: 1 DOCKET: 50-352 EQRR: 108

REVIEWED BY: FMV DATE: 09/26/83

SYSTEM: HIGH PRESSURE COOLANT INJECTION

ACCY: SPEC: N/A
DEMON: N/A
REF: N/A

LOCATION: ROOM 200

PLANT ID: HV-55-1F007

RACK/PANEL: N/A

COMPONENT: MOTOR OPERATOR
ASSOC COMP: VALVE
ASSOC COMP: N/A

MODEL NO.: SMB-3-150
ASSOC M/N: N/A
ASSOC M/N: N/A

ASSOC. DWG: LOC: M-207
P&ID: M-55

MANUFACTU: LIMITORQUE
ASSOC MANF: VELAN
ASSOC MANF: N/A

SERIAL NO: N/A
ASSOC S/N: N/A
ASSOC S/N: N/A

SERVICE: HPCI PUMP DISCHARGE LINE. NORMALLY OPEN.

P.O. NO: P-104B

FUNCTION: AUTOMATICALLY OPENS ON INITIATION OF HPCI SIGNAL.
REQUIRED FOR ALL HELBS EXCEPT HPCILB.

SUBMERGENCE: N/A

CHEMICAL SPRAY: N/A

PARAMETER	ENVIRONMENT		DOCUMENTATION REFERENCE		QUALIFICATION	OUTSTANDING ITEMS	INTERFACES:
	SPECIFICATION	QUALIFICATION	SPECIFICATION	QUALIFICATION	METHOD		LUGS: EQRR 171 CABLE: EQRR 21 & 22
OPERATING TIME	6 HRS.	12 HRS.	515	57	TEST		
TEMPERATURE (F)	120	341	85	57	TEST		MAINTENANCE REQUIREMENTS:
PRESSURE (PSIA)	14.7	119.7	85	57	TEST		REFERENCE 129, PARA 6.0 AND APPENDIX A.
RELATIVE HUMIDITY (%)	90	100	85	57	TEST		
RADIATION	3.75 E5	1.00 E7	85	57	TEST		REMARKS:
AGING	40 YRS.	40 YRS.	N/A	57	TEST & ANAL.		

DEFICIENCY RESOLUTION:

FACILITY: LGS UNIT: 1 DOCKET: 50-352 EQRR: 114

PREPARED BY: RDC DATE: 05/05/83 REVISION DATE: 09/26/83

REVIEWED BY: FMV DATE: 09/26/83

SYSTEM: HIGH PRESSURE COOLANT INJECTION

PLANT ID: HV-55-1F008

ACCY: SPEC: N/A
DEMON: N/A
REF: N/A

LOCATION: ROOM 200

RACK/PANEL: N/A

COMPONENT: MOTOR OPERATOR
ASSOC COMP: VALVE
ASSOC COMP: N/A

MODEL NO.: SMB-3-150
ASSOC M/N: N/A
ASSOC M/N: N/A

ASSOC. DWG: LOC: M-209
P&ID: M-55

MANUFACTU: LIMITORQUE
ASSOC MANF: ANCHOR - DARLING
ASSOC MANF: N/A

SERIAL NO: N/A
ASSOC S/N: N/A
ASSOC S/N: N/A

SERVICE: HPCI PUMP DISCHARGE TEST BYPASS LINE TO CONDENSATE STORAGE TANK. NORMALLY CLOSED.

P.O. NO: P-104C

FUNCTION: CLOSES UPON HPCI INITIATION SIGNAL AND MUST REMAIN CLOSED AS LONG AS HPCI IS NEEDED. REQUIRED FOR ALL HELBS EXCEPT HCPILB.

SUBMERGENCE: N/A

CHEMICAL SPRAY: N/A

PARAMETER	ENVIRONMENT		DOCUMENTATION REFERENCE		QUALIFICATION	OUTSTANDING ITEMS	INTERFACES:
	SPECIFICATION	QUALIFICATION	SPECIFICATION	QUALIFICATION	METHOD		LUGS: EQRR 171 CABLE: EQRR 21 & 22
OPERATING TIME	1 HR.	12 HRS.	515	57	TEST		
TEMPERATURE (F)	115	341	85	57	TEST		MAINTENANCE REQUIREMENTS:
PRESSURE (PSIA)	14.7	119.7	85	57	TEST		REFERENCE 129, PARA 6.0 AND APPENDIX A.
RELATIVE HUMIDITY (%)	90	100	85	57	TEST		
RADIATION	8.85 E4	1.00 E7	65	57	TEST		REMARKS:
AGING	40 YRS.	40 YRS.	N/A	57	TEST & ANAL		

DEFICIENCY RESOLUTION:

PREPARED BY: RDC DATE: 05/05/83 REVISION DATE: 09/26/83

FACILITY: LGS UNIT: 1 DOCKET: 50-352 EQRR: 108

REVIEWED BY: FMV DATE: 09/26/83

SYSTEM: HIGH PRESSURE COOLANT INJECTION

ACCY: SPEC: N/A
DEMON: N/A
REF: N/A

LOCATION: ROOM 200

PLANT ID: HV-55-1F011

RACK/PANEL: N/A

COMPONENT: MOTOR OPERATOR
ASSOC COMP: VALVE
ASSOC COMP: N/A

MODEL NO.: SMB-2-40
ASSOC M/N: N/A
ASSOC M/N: N/A

ASSOC. DWG: LOC: M-207
P&ID: M-55

MANUFACTU: LIMITORQUE
ASSOC MANF: VELAN
ASSOC MANF: N/A

SERIAL NO: N/A
ASSOC S/N: N/A
ASSOC S/N: N/A

SERVICE: HPCI PUMP DISCHARGE TEST BYPASS LINE TO CONDENSATE STORAGE TANK. NORMALLY CLOSED.

P.O. NO: P-104B

FUNCTION: CLOSES UPON HPCI INITIATION SIGNAL AND MUST REMAIN CLOSED AS LONG AS HPCI IS NEEDED. REQUIRED FOR ALL HELBS EXCEPT HPCILB.

SUBMERGENCE: N/A

CHEMICAL SPRAY: N/A

PARAMETER	ENVIRONMENT		DOCUMENTATION REFERENCE		QUALIFICATION	OUTSTANDING ITEMS	INTERFACES: LUGS: EQRR 171 CABLE: EQRR 21 & 22
	SPECIFICATION	QUALIFICATION	SPECIFICATION	QUALIFICATION	METHOD		
OPERATING TIME	1 HR.	12 HRS.	515	57	TEST		
TEMPERATURE (F)	115	341	85	57	TEST		MAINTENANCE REQUIREMENTS:
PRESSURE (PSIA)	14.7	119.7	85	57	TEST		REFERENCE 129, PARA 6.0 AND APPENDIX A.
RELATIVE HUMIDITY (%)	90	100	85	57	TEST		
RADIATION	8.85 E4	1.00 E7	85	57	TEST		REMARKS:
AGING	40 YRS.	40 YRS.	N/A	57	TEST & ANAL		

DEFICIENCY RESOLUTION:

PREPARED BY: FMV DATE: 09/09/83 REVISION DATE: 02/24/84

FACILITY: LGS UNIT: 1 DOCKET: 50-352 EQRR: 207

REVIEWED BY: WJB DATE: 04/12/84

SYSTEM: HIGH PRESSURE COOLANT INJECTION

ACCY: SPEC: N/A
DEMON: N/A
REF: N/A

LOCATION: ROOM 288

PLANT ID: HV-55-1F012

RACK/PANEL: N/A

COMPONENT: MOTOR OPERATOR
ASSOC COMP: VALVE (X-236)
ASSOC COMP: N/A

MODEL NO.: SMB-0-25
ASSOC M/N: N/A
ASSOC M/N: N/A

ASSOC. DWG: LOC: M-0227
P&ID: M-55

MANUFACTU: LIMITORQUE
ASSOC MANF: N/A
ASSOC MANF: N/A

SERIAL NO:
ASSOC S/N: N/A
ASSOC S/N: N/A

SERVICE: HPCI PUMP DISCHARGE MINIMUM FLOW BYPASS VALVE. NORMALLY CLOSED.

P.O. NO: M-001

FUNCTION: OPENS AUTOMATICALY ON LOW FLOW, CLOSES ON HIGH FLOW. REQUIRED FOR ALL HELBS EXCEPT HPCILB.

SUBMERGENCE: N/A

CHEMICAL SPRAY: N/A

PARAMETER	ENVIRONMENT		DOCUMENTATION REFERENCE		QUALIFICATION	OUTSTANDING ITEMS	INTERFACES: LUGS: EQRR 171 CABLE: EQRR 22
	SPECIFICATION	QUALIFICATION	SPECIFICATION	QUALIFICATION	METHOD		
OPERATING TIME	6 HRS.	16 DAYS	52,515	56,104	TEST		
TEMPERATURE (F)	115	250	85	56,104	TEST		MAINTENANCE REQUIREMENTS: REFERENCE 128, PARA. 4.1, 7.0, AND APPENDIX A
PRESSURE (PSIA)	14.7	39.7	85	56,104	TEST		
RELATIVE HUMIDITY (%)	90	100	85	56,104	TEST		
RADIATION	1.62 E6	2.00 E7	85	56,104	TEST		REMARKS: SPECIFIED TEMP, PRESS AND RH ARE FOR LOCA. RADIATION IS FOR HELB.
AGING	40 YRS.	40 YRS.	N/A	56,104,616	TEST & ANAL		

DEFICIENCY RESOLUTION:

PREPARED BY: DJT DATE: 06/27/83 REVISION DATE: 02/24/84

FACILITY: LGS UNIT: 1 DOCKET: 50-352 EQRR: 124

REVIEWED BY: WJB DATE: 04/12/84

SYSTEM: HIGH PRESSURE COOLANT INJECTION

ACCY: SPEC: N/A
DEMON: N/A
REF: N/A

LOCATION: ROOM 109

PLANT ID: HV-55-1F028

RACK/PANEL: N/A

COMPONENT: PILOT SOLENOID VALVE
ASSOC COMP: AIR OPERATOR
ASSOC COMP: N/A

MODEL NO.: NP8320A185E
ASSOC M/N: N/A
ASSOC M/N: N/A

ASSOC. DWG: LOC: M-0227
P&ID: M-55

MANUFACTU: AUTOMATIC SWITCH COMPANY
ASSOC MANF: FISHER VALVES
ASSOC MANF: N/A

SERIAL NO:
ASSOC S/N: N/A
ASSOC S/N: N/A

SERVICE: HPCI TURBINE INLET DRAIN POT ISOLATION VALVE.
NORMALLY ENERGIZED OPEN, FAILS CLOSED.

P.O. NO: F-59145

FUNCTION: ISOLATES UPON RECEIPT OF HPCI INITIATION SIGNAL.
REQUIRED FOR ALL HELBS EXCEPT HPCILB.

SUBMERGENCE: N/A

CHEMICAL SPRAY: N/A

PARAMETER	ENVIRONMENT		DOCUMENTATION REFERENCE		QUALIFICATION	OUTSTANDING ITEMS	INTERFACES:
	SPECIFICATION	QUALIFICATION	SPECIFICATION	QUALIFICATION	METHOD		CABLE: EQRR 22
OPERATING TIME	6 HRS.	30 DAYS	78	119	TEST		
TEMPERATURE (F)	115	450	85	119	TEST		MAINTENANCE REQUIREMENTS: REFERENCE 119, APPENDIX C.
PRESSURE (PSIA)	14.7	60.7	85	119	TEST		
RELATIVE HUMIDITY (%)	90	100	85	119	TEST		
RADIATION	9.37 E5	2.05 E8	85	119	TEST		REMARKS: SPECIFIED TEMP, PRESSURE, AND RH ARE FOR LOCA, RADIATION IS FOR HELB.
AGING	40 YRS.	40 YRS.	N/A	119	TEST & ANAL.		

DEFICIENCY RESOLUTION:

PREPARED BY: DJT DATE: 06/27/83 REVISION DATE: 02/24/84

FACILITY: LGS UNIT: 1 DOCKET: 50-352 EQRR: 124

REVIEWED BY: WJB DATE: 04/12/84

SYSTEM: HIGH PRESSURE COOLANT INJECTION
ACCY: SPEC: N/A DEMON: N/A REF: N/A
LOCATION: ROOM 109

PLANT ID: HV-55-1F029
RACK/PANEL: N/A

COMPONENT: PILOT SOLENOID VALVE
MODEL NO.: NP8320A185E

ASSOC COMP: AIR OPERATOR
ASSOC M/N: N/A
ASSOC. DWG: LOC: M-0227 P&ID: M-55

ASSOC COMP: N/A
ASSOC M/N: N/A

MANUFACTU: AUTOMATIC SWITCH COMPANY
SERIAL NO:

ASSOC MANF: FISHER VALVES
ASSOC S/N: N/A

ASSOC MANF: N/A
ASSOC S/N: N/A

SERVICE: HPCI TURBINE INLET DRAIN POT ISOLATION VALVE. NORMALLY ENERGIZED OPEN, FAILS CLOSED.
P.O. NO: F-59145

FUNCTION: ISOLATES UPON RECEIPT OF HPCI INITIATION SIGNAL. REQUIRED FOR ALL HELBS EXCEPT HPCILB.
SUBMERGENCE: N/A

CHEMICAL SPRAY: N/A

PARAMETER	ENVIRONMENT		DOCUMENTATION REFERENCE		QUALIFICATION	OUTSTANDING ITEMS	INTERFACES:
	SPECIFICATION	QUALIFICATION	SPECIFICATION	QUALIFICATION	METHOD		CABLE: EQRR 22
OPERATING TIME	6 HRS.	30 DAYS	78	119	TEST		
TEMPERATURE (F)	115	450	85	119	TEST		MAINTENANCE REQUIREMENTS: REFERENCE 119, APPENDIX C.
PRESSURE (PSIA)	14.7	60.7	85	119	TEST		
RELATIVE HUMIDITY (%)	90	100	85	119	TEST		
RADIATION	9.37 E5	2.05 E8	85	119	TEST		REMARKS: SPECIFIED TEMP, PRESSURE, AND RH ARE FOR LOCA, RADIATION IS FOR HELB.
AGING	40 YRS.	40 YRS.	N/A	119	TEST & ANAL.		

DEFICIENCY RESOLUTION:

PREPARED BY: DJT DATE: 05/05/83 REVISION DATE: 04/12/84

FACILITY: LGS UNIT: 1 DOCKET: 50-352 EQRR: 122

REVIEWED BY: WJB DATE: 04/12/84

SYSTEM: HIGH PRESSURE COOLANT INJECTION

ACCY: SPEC: N/A
DEMON: N/A
REF: N/A

LOCATION: ROOM 109

PLANT ID: HV-55-1F041

RACK/PANEL: N/A

COMPONENT: MOTOR OPERATOR
ASSOC COMP: VALVE
ASSOC COMP: N/A

MODEL NO.: SMB-00-15
ASSOC M/N: N/A
ASSOC M/N: N/A

ASSOC. DWG: LOC: M-228
P&ID: M-55

MANUFACTU: LIMITORQUE
ASSOC MANF: BIF
ASSOC MANF: N/A

SERIAL NO: N/A
ASSOC S/N: N/A
ASSOC S/N: N/A

SERVICE: HPCI PUMP SUCTION LINE FROM SUPPRESSION POOL. NORMALLY CLOSED.

P.O. NO: P-119A

FUNCTION: OPENS AUTOMATICALLY ON SUPPRESSION POOL HIGH WATER LEVEL OR CONDENSATE STORAGE TANK LOW WATER LEVEL. VALVE WILL ISOLATE ON HPCI STEAM SUPPLY LOW PRESSURE AND/OR HPCI STEAM LINE BREAK. REQUIRED FOR ALL HELBS INCLUDING HPCILB.

SUBMERGENCE: N/A

CHEMICAL SPRAY: N/A

PARAMETER	ENVIRONMENT		DOCUMENTATION REFERENCE		QUALIFICATION	OUTSTANDING ITEMS	INTERFACES: LUGS: EQRR 171 CABLE: EQRR 21 & 22
	SPECIFICATION	QUALIFICATION	SPECIFICATION	QUALIFICATION	METHOD		
OPERATING TIME	6 HRS.	12 HRS.	518	57	TEST		
TEMPERATURE (F)	297 (B)	341	85	57	TEST		MAINTENANCE REQUIREMENTS:
PRESSURE (PSIA)	17.4 (B)	119.7	85	57	TEST		REFERENCE 129, PARA 6.0 AND APPENDIX A.
RELATIVE HUMIDITY (%)	100 (B)	100	85	57	TEST		
RADIATION	9.37 E5	1.00 E7	85	57	TEST		REMARKS: RAD IS FOR HELB.
AGING	40 YRS.	40 YRS.	N/A	57	TEST & ANAL		

DEFICIENCY RESOLUTION:

PREPARED BY: DJT DATE: 05/05/83 REVISION DATE: 04/12/84

FACILITY: LGS UNIT: 1 DOCKET: 50-352 EQRR: 94

REVIEWED BY: WJB DATE: 04/12/84

SYSTEM: HIGH PRESSURE COOLANT INJECTION

ACCY: SPEC: N/A
DEMON: N/A
REF: N/A

LOCATION: ROOM 109

PLANT ID: HV-55-1F042

RACK/PANEL: N/A

COMPONENT: MOTOR OPERATOR
ASSOC COMP: VALVE (X-209)
ASSOC COMP: N/A

MODEL NO.: SMB-0-15
ASSOC M/N: N/A
ASSOC M/N: N/A

ASSOC. DWG: LOC: M-227
P&ID: M-55

MANUFACTU: LIMITORQUE
ASSOC MANF: ANCHOR - DARLING
ASSOC MANF: N/A

SERIAL NO: N/A
ASSOC S/N: N/A
ASSOC S/N: N/A

SERVICE: HPCI PUMP SUCTION LINE FROM THE SUPPRESSION POOL. NORMALLY CLOSED.

P.O. NO: P-103A

FUNCTION: OPENS ON LOW WATER LEVEL IN THE CONDENSATE STORAGE TANK, OR HIGH WATER LEVEL IN THE SUPPRESSION POOL. ISOLATES SUPPRESSION POOL ON HPCI STEAM LOW LINE BREAK SIGNAL OR LOW HPCI STEAM SUPPLY PRESSURE. REQUIRED FOR ALL HELBS INCLUDING HPCILB.

SUBMERGENCE: N/A

CHEMICAL SPRAY: N/A

PARAMETER	ENVIRONMENT		DOCUMENTATION REFERENCE		QUALIFICATION	OUTSTANDING ITEMS	INTERFACES: LUGS: EQRR 171 CABLE: EQRR 21 & 22
	SPECIFICATION	QUALIFICATION	SPECIFICATION	QUALIFICATION	METHOD		
OPERATING TIME	6 HRS.	12 HRS.	52	57	TEST		
TEMPERATURE (F)	297 (B)	341	85	57	TEST		MAINTENANCE REQUIREMENTS:
PRESSURE (PSIA)	17.4 (B)	119.7	85	57	TEST		REFERENCE 129, PARA 6.0 AND APPENDIX A.
RELATIVE HUMIDITY (%)	100 (B)	100	85	57	TEST		
RADIATION	9.37 E5	1.00 E7	85	57	TEST		REMARKS: RAD IS FOR HELB.
AGING	40 YRS	40 YRS	N/A	57	TEST & ANAL		

DEFICIENCY RESOLUTION:

PREPARED BY: RDC DATE: 05/05/83 REVISION DATE: 09/26/83

FACILITY: LGS UNIT: 1 DOCKET: 50-352 EQRR: 107

REVIEWED BY: FMV DATE: 09/26/83

SYSTEM: HIGH PRESSURE COOLANT INJECTION

ACCY: SPEC: N/A
DEMON: N/A
REF: N/A

LOCATION: ROOM 200

PLANT ID: HV-55-1F071

RACK/PANEL: N/A

COMPONENT: MOTOR OPERATOR
ASSOC COMP: VALVE (X-212)
ASSOC COMP: N/A

MODEL NO.: SMB-0-7.5
ASSOC M/N: N/A
ASSOC M/N: N/A

ASSOC. DWG: LOC: M-207
P&ID: M-55

MANUFACTU: LIMITORQUE
ASSOC MANF: VELAN
ASSOC MANF: N/A

SERIAL NO: N/A
ASSOC S/N: N/A
ASSOC S/N: N/A

SERVICE: HPCI PUMP DISCHARGE TEST AND FLUSH LINE. NORMALLY CLOSED.

P.O. NO: P-104B

FUNCTION: ISOLATES UPON RV LEVEL 2 TRIP AND HIGH DRYWELL PRESSURE SIGNALS. REQUIRED FOR LOCA AND ALL HELBS EXCEPT HPCILB.

SUBMERGENCE: N/A

CHEMICAL SPRAY: N/A

PARAMETER	ENVIRONMENT		DOCUMENTATION REFERENCE		QUALIFICATION	OUTSTANDING ITEMS	INTERFACES: LUGS: EQRR 171 CABLE: EQRR 21 & 22
	SPECIFICATION	QUALIFICATION	SPECIFICATION	QUALIFICATION	METHOD		
OPERATING TIME	1 HR.	12 HRS.	52	57	TEST		
TEMPERATURE (F)	115	341	85	57	TEST		MAINTENANCE REQUIREMENTS:
PRESSURE (PSIA)	14.7	119.7	85	57	TEST		REFERENCE 129, PARA 6.0 AND APPENDIX A.
RELATIVE HUMIDITY (%)	90	100	85	57	TEST		
RADIATION	8.85 E4	1.00 E7	85	57	TEST		REMARKS:
AGING	40 YRS.	40 YRS.	N/A	57	TEST & ANAL		

DEFICIENCY RESOLUTION:

PREPARED BY: RDC DATE: 05/05/83 REVISION DATE: 09/26/83

FACILITY: LGS UNIT: 1 DOCKET: 50-352 EQRR: 94

REVIEWED BY: FMV DATE: 09/26/83

SYSTEM: HIGH PRESSURE COOLANT INJECTION

ACCY: SPEC: N/A
DEMON: N/A
REF: N/A

LOCATION: ROOM 288

PLANT ID: HV-55-1F072

RACK/PANEL: N/A

COMPONENT: MOTOR OPERATOR
ASSOC COMP: VALVE (X-210)
ASSOC COMP: N/A

MODEL NO.: SMB-0-7.5
ASSOC M/N: N/A
ASSOC M/N: N/A

ASSOC. DWG: LOC: M-228
P&ID: M-55

MANUFACTU: LIMITORQUE
ASSOC MANF: ANCHOR - DARLING
ASSOC MANF: N/A

SERIAL NO: N/A
ASSOC S/N: N/A
ASSOC S/N: N/A

SERVICE: HPCI TURBINE EXHAUST LINE TO SUPPRESSION POOL. NORMALLY KEYLOCKED OPEN.

P.O. NO: P-103A

FUNCTION: REMAINS OPEN POST-ACCIDENT. ISOLATED BY REMOTE MANUAL SWITCH FROM CONTROL ROOM. REQUIRED FOR LOCA AND ALL HELBS EXCEPT HPCILB.

SUBMERGENCE: N/A

CHEMICAL SPRAY: N/A

PARAMETER	ENVIRONMENT		DOCUMENTATION REFERENCE		QUALIFICATION	OUTSTANDING ITEMS	INTERFACES:
	SPECIFICATION	QUALIFICATION	SPECIFICATION	QUALIFICATION	METHOD		LUGS: EQRR 171 CABLE: EQRR 21 & 22
OPERATING TIME	6 HRS.	12 HRS.	52,512	57	TEST		
TEMPERATURE (F)	115	341	85	57	TEST		MAINTENANCE REQUIREMENTS:
PRESSURE (PSIA)	14.7	119.7	85	57	TEST		REFERENCE 129, PARA 6.0 AND APPENDIX A.
RELATIVE HUMIDITY (%)	90	100	85	57	TEST		
RADIATION	1.63 E6	1.00 E7	85	57	TEST		REMARKS: SPECIFIED ENVIRONMENTAL PARAMETERS ARE FOR LOCA.
AGING	40 YRS.	40 YRS.	N/A	57	TEST & ANAL		

DEFICIENCY RESOLUTION:

PREPARED BY: RDC DATE: 05/05/83 REVISION DATE: 09/28/83

FACILITY: LGS UNIT: 1 DOCKET: 50-352 EQRR: 90

REVIEWED BY: FMV DATE: 09/28/83

SYSTEM: HIGH PRESSURE COOLANT INJECTION

ACCY: SPEC: N/A
DEMON: N/A
REF: N/A

LOCATION: ROOM 200

PLANT ID: HV-55-1F093

RACK/PANEL: N/A

COMPONENT: MOTOR OPERATOR
ASSOC COMP: VALVE (X-228D)
ASSOC COMP: N/A

MODEL NO.: SMB-000-2
ASSOC M/N: N/A
ASSOC M/N: N/A

ASSOC. DWG: LOC: M-228
P&ID: M-55

MANUFACTU: LIMITORQUE
ASSOC MANF: ANCHOR - DARLING
ASSOC MANF: N/A

SERIAL NO: N/A
ASSOC S/N: N/A
ASSOC S/N: N/A

SERVICE: VACUUM BREAKER LINE VALVE PREVENTS BACKFLOW INTO THE TURBINE EXHAUST. NORMALLY OPEN, STAYS OPEN ON UNIT SHUTDOWN.

P.O. NO: P-102A

FUNCTION: ISOLATES UPON HIGH DRYWELL PRESSURE AND LOW HPCI STEAM SUPPLY PRESSURE SIGNALS. REQUIRED FOR LOCA AND ALL HELBS EXCEPT HPCILB.

SUBMERGENCE: N/A

CHEMICAL SPRAY: N/A

PARAMETER	ENVIRONMENT		DOCUMENTATION REFERENCE		QUALIFICATION	OUTSTANDING ITEMS	INTERFACES: LUGS: EQRR 171 CABLE: EQRR 21 & 22
	SPECIFICATION	QUALIFICATION	SPECIFICATION	QUALIFICATION	METHOD		
OPERATING TIME	1 HR.	16 DAYS	52,513	56,104	TEST		
TEMPERATURE (F)	115	250	85	56,104	TEST		MAINTENANCE REQUIREMENTS:
PRESSURE (PSIA)	14.7	39.7	85	56,104	TEST		REFERENCE 128, PARA 4.1 7.0, AND APPENDIX A.
RELATIVE HUMIDITY (%)	90	100	85	56,104	TEST		
RADIATION	8.85 E4	2.00 E7	85	56,104	TEST		REMARKS:
AGING	40 YRS.	40 YRS.	N/A	56,104,616	TEST & ANAL		

DEFICIENCY RESOLUTION:

PREPARED BY: DJT DATE: 01/20/84 REVISION DATE: 01/20/84

FACILITY: LGS UNIT: 1 DOCKET: 50-352 EQRR: 90

REVIEWED BY: FMV DATE: 01/20/84

SYSTEM: HIGH PRESSURE COOLANT INJECTION

ACCY: SPEC: N/A
DEMON: N/A
REF: N/A

LOCATION: ROOM 288

PLANT ID: HV-55-1F095

RACK/PANEL: N/A

COMPONENT: MOTOR OPERATOR
ASSOC COMP: VALVE (X-228D)
ASSOC COMP: N/A

MODEL NO.: SMB-000-2
ASSOC M/N: N/A
ASSOC M/N: N/A

ASSOC. DWG: LOC: M-228
P&ID: M-55

MANUFACTU: LIMITORQUE
ASSOC MANF: ANCHOR - DARLING
ASSOC MANF: N/A

SERIAL NO: N/A
ASSOC S/N: N/A
ASSOC S/N: N/A

SERVICE: VACUUM BREAKER LINE VALVE PREVENTS BACKFLOW INTO THE TURBINE EXHAUST. NORMALLY OPEN, STAYS OPEN ON UNIT SHUTDOWN.

P.O. NO: P-102A

FUNCTION: ISOLATES UPON HIGH DRYWELL PRESSURE AND LOW HPCI STEAM SUPPLY PRESSURE SIGNALS.

SUBMERGENCE: N/A

CHEMICAL SPRAY: N/A

PARAMETER	ENVIRONMENT		DOCUMENTATION REFERENCE		QUALIFICATION	OUTSTANDING ITEMS	INTERFACES: LUGS: EQRR 171 CABLE: EQRR 21 & 22
	SPECIFICATION	QUALIFICATION	SPECIFICATION	QUALIFICATION	METHOD		
OPERATING TIME	1 HR.	16 DAYS	52,513	56,104	TEST		
TEMPERATURE (F)	115	250	85	56,104	TEST		MAINTENANCE REQUIREMENTS:
PRESSURE (PSIA)	14.7	39.7	85	56,104	TEST		REFERENCE 128, PARA 4.1 7.0, AND APPENDIX A.
RELATIVE HUMIDITY (%)	90	100	85	56,104	TEST		
RADIATION	1.62 E6	2.00 E7	85	56,104	TEST		REMARKS:
AGING	40 YRS.	40 YRS.	N/A	56,104,616	TEST & ANAL		

DEFICIENCY RESOLUTION:

PREPARED BY: PDC DATE: 05/05/83 REVISION DATE: 05/20/83

FACILITY: LGS UNIT: 1 DOCKET: 50-352 EQRR: 123

REVIEWED BY: FMV DATE: 05/20/83

SYSTEM: HIGH PRESSURE COOLANT INJECTION
ACCY: SPEC: N/A DEMON: N/A REF: N/A
LOCATION: ROOM 309

PLANT ID: HV-55-1F100
RACK/PANEL: N/A

COMPONENT: MOTOR OPERATOR
MODEL NO.: SMB-000-5

ASSOC COMP: VALVE (X-11)
ASSOC M/N: N/A
ASSOC. DWG: LOC: M-029 P&ID: M-55

ASSOC COMP: N/A
ASSOC M/N: N/A

MANUFACTU: LIMITORQUE
SERIAL NO: N/A

ASSOC MANF: ROCKWELL
ASSOC S/N: N/A

ASSOC MANF: N/A
ASSOC S/N: N/A

SERVICE: HPCI TURBINE STEAM LINE WARMUP. OPENED DURING PLANT STARTUP, CLOSES WHEN TURBINE STEAM LINE REACHES OPERATING TEMPERATURE. NORMALLY CLOSED.

P.O. NO: P-114A

FUNCTION: ISOLATES AUTOMATICALLY ON HPCILB, IF VALVE IS OPEN. VALVE IS CLOSED MANUALLY FROM CONTROL ROOM IN THE EVENT OF A LOCA. REQUIRED FOR LOCA AND ALL HELBS INCLUDING HPCILB.

SUBMERGENCE: N/A

CHEMICAL SPRAY: N/A

PARAMETER	ENVIRONMENT		DOCUMENTATION REFERENCE		QUALIFICATION	OUTSTANDING ITEMS	INTERFACES: LUGS: EQRR 171 CABLE: EQRR 21 & 22
	SPECIFICATION	QUALIFICATION	SPECIFICATION	QUALIFICATION	METHOD		
OPERATING TIME	6 HRS.	30 DAYS	52,510	55,58	TEST		
TEMPERATURE (F)	264 (C)	340	85	55,58	TEST		MAINTENANCE REQUIREMENTS:
PRESSURE (PSIA)	16.1 (C)	119.7	85	55,58	TEST		REFERENCE 130, PARA 5.0 AND APPENDIX B
RELATIVE HUMIDITY (%)	100 (C)	100	85	55,58	TEST		
RADIATION	1.32 E6	2.04 E8	85	55,58	TEST		REMARKS:
AGING	40 YRS.	40 YRS.	N/A	55,58,614	TEST & ANAL		

DEFICIENCY RESOLUTION:

PREPARED BY: DJT DATE: 10/26/83 REVISION DATE: 02/24/84

FACILITY: LGS UNIT: 1 DOCKET: 50-352 EQRR: 105

REVIEWED BY: WJB DATE: 04/12/84

SYSTEM: HIGH PRESSURE COOLANT INJECTION

ACCY: SPEC: N/A
DEMON: N/A
REF: N/A

LOCATION: ROOM 518

PLANT ID: HV-55-1F105

RACK/PANEL: N/A

COMPONENT: MOTOR OPERATOR
ASSOC COMP: VALVE
ASSOC COMP: N/A

MODEL NO.: SMB-2-80
ASSOC M/N: N/A
ASSOC M/N: N/A

ASSOC. DWG: LOC: M-531

MANUFACTU: LIMITORQUE
ASSOC MANF: N/A
ASSOC MANF: N/A

SERIAL NO: N/A
ASSOC S/N: N/A
ASSOC S/N: N/A

SERVICE: HPCI FEEDWATER ALTERNATE VALVE.

P.O. NO: 8031-P-104B

FUNCTION: NORMALLY CLOSED. VALVE PROVIDES ALTERNATE HPCI PATH TO FEEDWATER LINE. REQUIRED FOR ALL HELBS EXCEPT HPCI HELB.

SUBMERGENCE: N/A

CHEMICAL SPRAY: N/A

PARAMETER	ENVIRONMENT		DOCUMENTATION REFERENCE		QUALIFICATION	OUTSTANDING ITEMS	INTERFACES: LUGS: EQRR 171 CABLE: EQRR 22
	SPECIFICATION	QUALIFICATION	SPECIFICATION	QUALIFICATION	METHOD		
OPERATING TIME	6 HRS.	12 HRS.	27	57,55	TEST		
TEMPERATURE (F)	120	341	85	57,55	TEST		MAINTENANCE REQUIREMENTS: PREVENTIVE MAINTENANCE PER REF. 129 PARA. 6.0 AND APPENDIX A.
PRESSURE (PSIA)	14.7	119.7	85	57,55	TEST		
RELATIVE HUMIDITY (%)	100	100	85	57,55	TEST		
RADIATION	2.13 E6	1.00 E7	85	57,55	TEST		REMARKS:
AGING	40 YRS.	40 YRS.	N/A	57,55	TEST & ANAL.		

DEFICIENCY RESOLUTION:

PREPARED BY: DJT DATE: 06/27/83 REVISION DATE: 02/24/84

FACILITY: LGS UNIT: 1 DOCKET: 50-352 EQRR: 124

REVIEWED BY: WJB DATE: 04/12/84

SYSTEM: HIGH PRESSURE COOLANT INJECTION
ACCY: SPEC: N/A DEMON: N/A REF: N/A
LOCATION: ROOM 109

PLANT ID: HV-56-1F025
RACK/PANEL: N/A

COMPONENT: PILOT SOLENOID VALVE
MODEL NO.: NP8320A185E

ASSOC COMP: AIR OPERATOR
ASSOC M/N: N/A
ASSOC. DWG: LOC: M-0227 P&ID: M-55

ASSOC COMP: N/A
ASSOC M/N: N/A

MANUFACTU: AUTOMATIC SWITCH COMPANY
SERIAL NO:

ASSOC MANF: FISHER VALVES
ASSOC S/N: N/A

ASSOC MANF: N/A
ASSOC S/N: N/A

SERVICE: HPCI BAROMETRIC CONDENSER VACUUM TANK DRAIN LINE ISOLATION VALVE. NORMALLY ENERGIZED OPEN, FAILS CLOSED.
P.O. NO: F-59145

FUNCTION: ISOLATES UPON RECEIPT OF HPCI INITIATION SIGNAL. REQUIRED FOR ALL HELBS EXCEPT HPCILB.
SUBMERGENCE: N/A

CHEMICAL SPRAY: N/A

PARAMETER	ENVIRONMENT		DOCUMENTATION REFERENCE		QUALIFICATION	OUTSTANDING ITEMS	INTERFACES:
	SPECIFICATION	QUALIFICATION	SPECIFICATION	QUALIFICATION	METHOD		CABLE: EQRR 22
OPERATING TIME	6 HRS.	30 DAYS	78	119	TEST		
TEMPERATURE (F)	115	450	85	119	TEST		MAINTENANCE REQUIREMENTS: REFERENCE 119, APPENDIX C.
PRESSURE (PSIA)	14.7	60.7	85	119	TEST		
RELATIVE HUMIDITY (%)	90	100	85	119	TEST		
RADIATION	9.37 E5	2.05 E8	85	119	TEST		REMARKS: SPECIFIED TEMP, PRESSURE, AND RH ARE FOR LOCA, RADIATION IS FOR HELB.
AGING	40 YRS.	40 YRS.	N/A	119	TEST & ANAL.		

DEFICIENCY RESOLUTION:

PREPARED BY: DJT DATE: 06/27/83 REVISION DATE: 02/24/84

FACILITY: LGS UNIT: 1 DOCKET: 50-352 EQRR: 124

REVIEWED BY: WJB DATE: 04/12/84

SYSTEM: HIGH PRESSURE COOLANT INJECTION
ACCY: SPEC: N/A DEMON: N/A REF: N/A
LOCATION: ROOM 109
RACK/PANEL: N/A

PLANT ID: HV-56-1F026

COMPONENT: PILOT SOLENOID VALVE
ASSOC COMP: AIR OPERATOR
ASSOC COMP: N/A
MODEL NO.: NP8320A185E
ASSOC M/N: N/A
ASSOC M/N: N/A
ASSOC. DWG: LOC: M-0227 P&ID: M-55

MANUFACTU: AUTOMATIC SWITCH COMPANY
ASSOC MANF: FISHER VALVES
ASSOC MANF: N/A
SERIAL NO:
ASSOC S/N: N/A
ASSOC S/N: N/A

SERVICE: HPCI BAROMETRIC CONDENSER VACUUM TANK DRAIN LINE ISOLATION VALVE. NORMALLY DE-ENERGIZED CLOSED, FAILS CLOSED.
P.O. NO: F-59145

FUNCTION: IF OPEN, ISOLATES UPON RECEIPT OF HPCI INITIATION SIGNAL. REQUIRED FOR ALL HELBS EXCEPT HPCILB.
SUBMERGENCE: N/A

CHEMICAL SPRAY: N/A

PARAMETER	ENVIRONMENT		DOCUMENTATION REFERENCE		QUALIFICATION	OUTSTANDING ITEMS	INTERFACES:
	SPECIFICATION	QUALIFICATION	SPECIFICATION	QUALIFICATION	METHOD		CABLE: EQRR 22
OPERATING TIME	6 HRS.	30 DAYS	78	119	TEST		
TEMPERATURE (F)	115	450	85	119	TEST		MAINTENANCE REQUIREMENTS: REFERENCE 119, APPENDIX C.
PRESSURE (PSIA)	14.7	60.7	85	119	TEST		
RELATIVE HUMIDITY (%)	90	100	85	119	TEST		
RADIATION	9.37 E5	2.05 E8	85	119	TEST		REMARKS: SPECIFIED TEMP, PRESSURE, AND RH ARE FOR LOCA, RADIATION IS FOR HELB.
AGING	40 YRS.	40 YRS.	N/A	119	TEST & ANAL.		

DEFICIENCY RESOLUTION:

PREPARED BY: DJT DATE: 05/05/83 REVISION DATE: 04/12/84

FACILITY: LGS UNIT: 1 DOCKET: 50-352 EQRR: 123

REVIEWED BY: WJB DATE: 04/12/84

SYSTEM: HIGH PRESSURE COOLANT INJECTION

ACCY: SPEC: N/A
DEMON: N/A
REF: N/A

LOCATION: ROOM 109

PLANT ID: HV-56-1F059

RACK/PANEL: N/A

COMPONENT: MOTOR OPERATOR
ASSOC COMP: VALVE
ASSOC COMP: N/A

MODEL NO.: SMB-000-2
ASSOC M/N: N/A
ASSOC M/N: N/A

ASSOC. DWG: LOC: M-227
P&ID: M-56

MANUFACTU: LIMITORQUE
ASSOC MANF: ROCKWELL
ASSOC MANF: N/A

SERIAL NO: N/A
ASSOC S/N: N/A
ASSOC S/N: N/A

SERVICE: HPCI TURBINE LUBE OIL COOLER WATER SUPPLY. NORMALLY CLOSED.

P.O. NO: P-114A

FUNCTION: OPENS IN LESS THAN 5 MINUTES ON HPCI INITIATION SIGNAL AFTER LOCA. REQUIRED FOR ALL HELBS EXCEPT HPCILB.

SUBMERGENCE: N/A

CHEMICAL SPRAY: N/A

PARAMETER	ENVIRONMENT		DOCUMENTATION REFERENCE		QUALIFICATION	OUTSTANDING ITEMS	INTERFACES: LUGS: EQRR 171 CABLE: EQRR 21 & 22
	SPECIFICATION	QUALIFICATION	SPECIFICATION	QUALIFICATION	METHOD		
OPERATING TIME	6 HRS.	12 HRS.	515	57	TEST		
TEMPERATURE (F)	115	341	85	57	TEST		MAINTENANCE REQUIREMENTS:
PRESSURE (PSIA)	14.7	119.7	85	57	TEST		REFERENCE 129, PARA. 6.0 AND APPENDIX A.
RELATIVE HUMIDITY (%)	90	100	85	57	TEST		
RADIATION	9.37 E5	1.00 E7	85	57	TEST		REMARKS: RAD IS FOR HELB.
AGING	40 YRS.	40 YRS.	N/A	57	TEST & ANAL		

DEFICIENCY RESOLUTION:

PREPARED BY: FMV DATE: 03/08/84 REVISION DATE: 03/08/84

FACILITY: LGS UNIT: 1 DOCKET: 50-352 EQRR: 1

REVIEWED BY: WJB DATE: 03/08/84

SYSTEM: HIGH PRESSURE COOLANT INJECTION

ACCY: SPEC: +-0/.5% OF SPAN
DEMON: +-0.11% OF SPAN
REF: 114;REP10826,SEC8.1,TBL3

LOCATION: ROOM 200

PLANT ID: LT-55-1N061B

RACK/PANEL: N/A
N/A

COMPONENT: LEVEL TRANSMITTER
ASSOC COMP: N/A
ASSOC COMP: N/A

MODEL NO.: 1153 SERIES B
ASSOC M/N: N/A
ASSOC M/N:

ASSOC. DWG: 8031-M-706
P&ID: M-55

MANUFACTU: ROSEMOUNT
ASSOC MANF: N/A
ASSOC MANF: N/A

SERIAL NO: N/A
ASSOC S/N: N/A
ASSOC S/N: N/A

SERVICE: HPCI

P.O. NO: 8031-M-206

FUNCTION: TURBINE PUMP SUCTION
LEVEL TRANSMITTER

SUBMERGENCE: N/A

CHEMICAL SPRAY: N/A
N/A

PARAMETER	ENVIRONMENT		DOCUMENTATION REFERENCE		QUALIFICATION	OUTSTANDING ITEMS	INTERFACES:
	SPECIFICATION	QUALIFICATION	SPECIFICATION	QUALIFICATION	METHOD		CABLE: EQRR 22
OPERATING TIME	180 DAYS	180 DAYS	78	114	TEST & ANAL.		
TEMPERATURE (F)	120	318	85	114	TEST		MAINTENANCE REQUIREMENTS: REFERENCE 540,114
PRESSURE (PSIA)	14.7	87.7	85	114	TEST		
RELATIVE HUMIDITY (%)	90	100	85	114	TEST		
RADIATION	3.70 E6	2.44 E7	85	114	TEST		REMARKS:
AGING	40 YRS.	20 YRS.	N/A	114	TEST & ANAL.		

DEFICIENCY RESOLUTION:

PREPARED BY: FMV DATE: 03/08/84 REVISION DATE: 03/08/84

FACILITY: LGS UNIT: 1 DOCKET: 50-352 EQRR: 1

REVIEWED BY: WJB DATE: 03/09/84

SYSTEM: HIGH PRESSURE COOLANT INJECTION

ACCY: SPEC: +-0.5% OF SPAN
DEMON: +-0.11% OF SPAN
REF: 114;REP10826,SEC8.1,TBL3

LOCATION: ROOM 200

PLANT ID: LT-55-1N061F

RACK/PANEL: N/A
N/A

COMPONENT: LEVEL TRANSMITTER
ASSOC COMP: N/A
ASSOC COMP: N/A

MODEL NO.: 1153 SERIES B
ASSOC M/N: N/A
ASSOC M/N: N/A

ASSOC. DWG: 8031-M-706
P&ID: M-55

MANUFACTU: ROSEMOUNT
ASSOC MANF: N/A
ASSOC MANF: N/A

SERIAL NO: N/A
ASSOC S/N: N/A
ASSOC S/N: N/A

SERVICE: HPCI

P.O. NO: 8031-M-206

FUNCTION: TURBINE PUMP SUCTION
LEVEL TRANSMITTER

SUBMERGENCE: N/A

CHEMICAL SPRAY: N/A
N/A

PARAMETER	ENVIRONMENT		DOCUMENTATION REFERENCE		QUALIFICATION	OUTSTANDING ITEMS	INTERFACES:
	SPECIFICATION	QUALIFICATION	SPECIFICATION	QUALIFICATION	METHOD		CABLE: EQRR 22
OPERATING TIME	180 DAYS	180 DAYS	78	114	TEST & ANAL.		
TEMPERATURE (F)	120	318	85	114	TEST		MAINTENANCE REQUIREMENTS: REFERENCE 540,114
PRESSURE (PSIA)	14.7	87.7	85	114	TEST		
RELATIVE HUMIDITY (%)	90	100	85	114	TEST		
RADIATION	3.70 E6	2.44 E7	85	114	TEST		REMARKS:
AGING	40 YRS.	20 YRS.	N/A	114	TEST & ANAL.		

DEFICIENCY RESOLUTION:

PREPARED BY: DJT DATE: 09/26/83 REVISION DATE: 02/24/84

FACILITY: LGS UNIT: 1 DOCKET: 50-352 EQRR: PB07

REVIEWED BY: WJB DATE: 04/12/84

SYSTEM: HIGH PRESSURE COOLANT INJECTION

ACCY: SPEC: +/- 5% F.S.
DEMON: +/- 3.82% F.S.
REF: 810

LOCATION: ROOM 204

PLANT ID: LT-55-1N062B

RACK/PANEL: LOC-000

COMPONENT: LEVEL TRANSMITTER
ASSOC COMP: N/A
ASSOC COMP: N/A

MODEL NO.: PD3018-100-38-12-25
ASSOC M/N: N/A
ASSOC M/N: N/A

ASSOC. DWG: LOC: M-0724
P&ID: M-55
CCP: 21,
MPL: E41

MANUFACTU: GOULD
ASSOC MANF: N/A
ASSOC MANF: N/A

SERIAL NO: N/A
ASSOC S/N: N/A
ASSOC S/N: N/A

SERVICE: SUPPRESSION POOL LEVEL.

P.O. NO: M-001

FUNCTION: SENSES SUPPRESSION POOL LEVEL AND TRANSMITS SIGNAL TO LIS-55-1N662B. REQUIRED FOR LOCA.

SUBMERGENCE: N/A

CHEMICAL SPRAY: N/A

PARAMETER	ENVIRONMENT		DOCUMENTATION REFERENCE		QUALIFICATION	OUTSTANDING ITEMS	INTERFACES:
	SPECIFICATION	QUALIFICATION	SPECIFICATION	QUALIFICATION	METHOD		
OPERATING TIME	6 HRS.	465.6 HRS.	78	810	TEST & ANAL.		
TEMPERATURE (F)	115	220	85	810	TEST & ANAL.		MAINTENANCE REQUIREMENTS:
PRESSURE (PSIA)	14.7	14.7	85	810	TEST		
RELATIVE HUMIDITY (%)	90	100	85	810	TEST		
RADIATION	1.01 E6	2.00 E7	85	810	TEST		REMARKS:
AGING	40 YRS.	10 YRS.	N/A	810	TEST & ANAL.		

DEFICIENCY RESOLUTION:

PREPARED BY: DJT DATE: 12/22/83 REVISION DATE: 02/24/84

FACILITY: LGS UNIT: 1 DOCKET: 50-352 EQRR: PB08

REVIEWED BY: WJB DATE: 04/12/84

SYSTEM: HIGH PRESSURE COOLANT INJECTION

ACCY: SPEC: +/- 5% F.S.
DEMON: +/- 3.82% F.S.
REF: 810

LOCATION: ROOM 204

PLANT ID: LT-55-1N062F

RACK/PANEL: LOC-000

COMPONENT: LEVEL TRANSMITTER
ASSOC COMP: N/A
ASSOC COMP: N/A

MODEL NO.: PD3818-100-38-12-25
ASSOC M/N: N/A
ASSOC M/N: N/A

ASSOC. DWG: LOC: M-0724
P&ID: M-55
CCP: 21,
MPL: E41

MANUFACTU: GOULD
ASSOC MANF: N/A
ASSOC MANF: N/A

SERIAL NO: N/A
ASSOC S/N: N/A
ASSOC S/N: N/A

SERVICE: SUPPRESSION POOL LEVEL.

P.O. NO: M-001

FUNCTION: SENSES SUPPRESSION POOL LEVEL AND TRANSMITS SIGNAL TO LIS-55-1N662B. REQUIRED FOR LOCA.

SUBMERGENCE: N/A

CHEMICAL SPRAY: N/A

PARAMETER	ENVIRONMENT		DOCUMENTATION REFERENCE		QUALIFICATION	OUTSTANDING ITEMS	INTERFACES:
	SPECIFICATION	QUALIFICATION	SPECIFICATION	QUALIFICATION	METHOD		
OPERATING TIME	6 HRS.	465.6 HRS.	78	810	TEST & ANAL.		
TEMPERATURE (F)	115	220	85	810	TEST & ANAL.		MAINTENANCE REQUIREMENTS:
PRESSURE (PSIA)	14.7	14.7	85	810	TEST		
RELATIVE HUMIDITY (%)	90	100	85	810	TEST		
RADIATION	1.01 E6	2.00 E7	85	810	TEST		REMARKS:
AGING	40 YRS.	10 YRS.	N/A	810	TEST & ANAL.		

DEFICIENCY RESOLUTION:

PREPARED BY: DJT DATE: 01/09/84 REVISION DATE: 01/09/84

FACILITY: LGS UNIT: 1 DOCKET: 50-352 EQRR: P1C2

REVIEWED BY: WJB DATE: 01/09/84

SYSTEM: HIGH PRESSURE COOLANT INJECTION

ACCY: SPEC: +/- 0.5% FS
DENOM: +/- 0.42% FS
REF: 800

LOCATION: ROOM 304

PLANT ID: PDT-55-1N057B

RACK/PANEL: 10C036

COMPONENT: DIFFERENTIAL PRESSURE TRANSMITTER
ASSOC COMP: N/A
ASSOC COMP: N/A

MODEL NO.: 1151DP7D22M8GE3
ASSOC M/N: N/A
ASSOC M/N: N/A

ASSOC. DWG: LOC: M-0719
P&ID: M-55
CCP: 21,216

MANUFACTU: ROSEMOUNT
ASSOC MANF: N/A
ASSOC MANF: N/A

SERIAL NO: 48447
ASSOC S/N: N/A
ASSOC S/N: N/A

MPL: E41-N057B
PPD: 163C1561P742203

SERVICE: HPCI STEAM SUPPLY LINE - BREAK DETECTION.

P.O. NO: M-001

FUNCTION: TRANSMITS SIGNAL TO PDIS-55-1N657B AND PDIS-55-1N660B FOR HPCI STEAM SUPPLY LINE BREAK MITIGATION.

SUBMERGENCE: N/A

CHEMICAL SPRAY: N/A

PARAMETER	ENVIRONMENT		DOCUMENTATION REFERENCE		QUALIFICATION	OUTSTANDING ITEMS	INTERFACES:
	SPECIFICATION	QUALIFICATION	SPECIFICATION	QUALIFICATION	METHOD		
OPERATING TIME	1 HR.	27 HRS.	78	800	TEST		
TEMPERATURE (F)	115	212	85	800	TEST		MAINTENANCE REQUIREMENTS: REF. 800; SECT. 4.
PRESSURE (PSIA)	14.7	14.7	85	800	TEST		
RELATIVE HUMIDITY (%)	90	100	85	800	TEST		
RADIATION	2.58 E4	2.00 E6	85	800	TEST		REMARKS:
AGING	40 YRS.	9 YRS.	N/A	800	ANALYSIS		

DEFICIENCY RESOLUTION:

PREPARED BY: DJT DATE: 01/09/84 REVISION DATE: 01/09/84

FACILITY: LGS UNIT: 1 DOCKET: 50-352 EQRR: P1C3

REVIEWED BY: WJB DATE: 01/09/84

SYSTEM: HIGH PRESSURE COOLANT INJECTION

ACCY: SPEC: +/- 0.5% FS
DEMON: +/- 0.42% FS
REF: 800

LOCATION: ROOM 304

PLANT ID: PDT-55-1N057D

RACK/PANEL: 10C016

COMPONENT: DIFFERENTIAL PRESSURE TRANSMITTER
ASSOC COMP: N/A
ASSOC COMP: N/A

MODEL NO.: 1151DP7D22M3GE3
ASSOC M/N: N/A
ASSOC M/N: N/A

ASSOC. DWG: LOC: M-0719
P&ID: M-55
CCP: 21,217
MPL: E41-N057D

MANUFACTU: ROSEMOUNT
ASSOC MANF: N/A
ASSOC MANF: N/A

SERIAL NO: 49027
ASSOC S/N: N/A
ASSOC S/N: N/A

SERVICE: HPCI STEAM SUPPLY LINE - BREAK DETECTION.

P.O. NO: M-001

FUNCTION: TRANSMITS SIGNAL TO PDIS-55-1N657D AND TO PDIS-55-1N660D FOR HPCI STEAM SUPPLY LINE BREAK MITIGATION

SUBMERGENCE: N/A

CHEMICAL SPRAY: N/A

PARAMETER	ENVIRONMENT		DOCUMENTATION REFERENCE		QUALIFICATION	OUTSTANDING ITEMS	INTERFACES:
	SPECIFICATION	QUALIFICATION	SPECIFICATION	QUALIFICATION	METHOD		
OPERATING TIME	1 HR.	27 HRS.	78	800	TEST		
TEMPERATURE (F)	115	212	85	800	TEST		MAINTENANCE REQUIREMENTS: REF. 800; SECT. 4.
PRESSURE (PSIA)	14.7	14.7	85	800	TEST		
RELATIVE HUMIDITY (%)	90	100	85	800	TEST		
RADIATION	2.58 E4	2.00 E6	85	800	TEST		REMARKS:
AGING	40 YRS.	9 YRS.	N/A	800	ANALYSIS		

DEFICIENCY RESOLUTION:

PREPARED BY: DJT DATE: 01/09/84 REVISION DATE: 01/09/84

FACILITY: LGS UNIT: 1 DOCKET: 50-352 EQRR: P1B7

REVIEWED BY: WJB DATE: 01/09/84

SYSTEM: HIGH PRESSURE COOLANT INJECTION

ACCY: SPEC: +/- 0.5% FS
DEMON: +/- 0.42% FS
REF: 800

LOCATION: ROOM 304

PLANT ID: PT-55-1N058B

RACK/PANEL: 10C036

COMPONENT: PRESSURE TRANSMITTER
ASSOC COMP: N/A
ASSOC COMP: N/A

MODEL NO.: 1151GP7A22MBGE3
ASSOC M/N: N/A
ASSOC M/N: N/A

ASSOC. DWG: LOC: M-0719
P&ID: M-55
CCP: 21,254
MPL: E41

MANUFACTU: ROSEMOUNT
ASSOC MANF: N/A
ASSOC MANF: N/A

SERIAL NO: 48412
ASSOC S/N: N/A
ASSOC S/N: N/A

SERVICE: HPCI STEAM SUPPLY LINE PRESSURE.

P.O. NO: M-001

FUNCTION: TRANSMITS SIGNAL TO PIS-55-1N658B FOR LOW STEAM LINE PRESSURE ISOLATION SIGNAL. HPCI STEAM SUPPLY LINE BREAK.

SUBMERGENCE: N/A

CHEMICAL SPRAY: N/A

PARAMETER	ENVIRONMENT		DOCUMENTATION REFERENCE		QUALIFICATION	OUTSTANDING ITEMS	INTERFACES:
	SPECIFICATION	QUALIFICATION	SPECIFICATION	QUALIFICATION	METHOD		
OPERATING TIME	1 HR.	27 HRS.	78	800	TEST		
TEMPERATURE (F)	120	212	85	800	TEST		MAINTENANCE REQUIREMENTS: REF. 800; SECT. 4.
PRESSURE (PSIA)	14.7	14.7	85	800	TEST		
RELATIVE HUMIDITY (%)	90	100	85	800	TEST		
RADIATION	2.58 E4	2.00 E6	85	800	TEST		REMARKS:
AGING	40 YRS.	9 YRS.	N/A	800	ANALYSIS		

DEFICIENCY RESOLUTION:

PREPARED BY: DJT DATE: 01/09/84 REVISION DATE: 01/09/84

FACILITY: LGS UNIT: 1 DOCKET: 50-352 EQRR: P1B8

REVIEWED BY: WJB DATE: 01/09/84

SYSTEM: HIGH PRESSURE COOLANT INJECTION

ACCY: SPEC: +/- 0.5% FS
DEMON: +/- 0.42% FS
REF: 800

LOCATION: ROOM 304

PLANT ID: PT-55-1N058D

RACK/PANEL: 10C016

COMPONENT: PRESSURE TRANSMITTER
ASSOC COMP: N/A
ASSOC COMP: N/A

MODEL NO.: 1151GP7A22M0GE3
ASSOC M/N: N/A
ASSOC M/N: N/A

ASSOC. DWG: LOC: M-0719
P&ID: M-55
CCP: 21,255
MPL: E41

MANUFACTU: ROSEMOUNT
ASSOC MANF: N/A
ASSOC MANF: N/A

SERIAL NO: 48410
ASSOC S/N: N/A
ASSOC S/N: N/A

SERVICE: HPCI STEAM SUPPLY LINE PRESSURE.

P.O. NO: M-001

FUNCTION: TRANSMITS SIGNAL TO PIS-55-1N658D FOR LOW STEAM LINE PRESSURE ISOLATION SIGNAL.
HPCI STEAM SUPPLY LINE BREAK.

SUBMERGENCE: N/A

CHEMICAL SPRAY: N/A

PARAMETER	ENVIRONMENT		DOCUMENTATION REFERENCE		QUALIFICATION	OUTSTANDING ITEMS	INTERFACES:
	SPECIFICATION	QUALIFICATION	SPECIFICATION	QUALIFICATION	METHOD		
OPERATING TIME	1 HR.	27 HRS.	78	800	TEST		
TEMPERATURE (F)	120	212	85	800	TEST		MAINTENANCE REQUIREMENTS: REF. 800; SECT. 4.
PRESSURE (PSIA)	14.7	14.7	85	800	TEST		
RELATIVE HUMIDITY (%)	90	100	85	800	TEST		
RADIATION	2.58 E4	2.00 E6	85	800	TEST		REMARKS:
AGING	40 YRS.	9 YRS.	N/A	800	ANALYSIS		

DEFICIENCY RESOLUTION:

PREPARED BY: DJT DATE: 01/09/84 REVISION DATE: 01/09/84

FACILITY: LGS UNIT: 1 DOCKET: 50-352 EQRR: P1B9

REVIEWED BY: WJB DATE: 01/09/84

SYSTEM: HIGH PRESSURE COOLANT INJECTION

ACCY: SPEC: +/_ 0.5% FS
DEMON: +/- 0.42% FS
REF: 800

LOCATION: ROOM 304

PLANT ID: PT-55-1N058F

RACK/PANEL: 10C036

COMPONENT: PRESSURE TRANSMITTER
ASSOC COMP: N/A
ASSOC COMP: N/A

MODEL NO.: 1151GP7A22MBGE3
ASSOC M/N: N/A
ASSOC M/N: N/A

ASSOC. DWG: LOC: M-0719
P&ID: M-55
CCP: 21,254
MPL: E41-N058F

MANUFACTU: ROSEMOUNT
ASSOC MANF: N/A
ASSOC MANF: N/A

SERIAL NO: 48414
ASSOC S/N: N/A
ASSOC S/N: N/A

SERVICE: HPCI STEAM SUPPLY LINE PRESSURE.

P.O. NO: M-001

FUNCTION: TRANSMITS SIGNAL TO PIS-55-1N658F FOR LOW STEAM LINE PRESSURE ISOLATION SIGNAL.
HPCI STEAM SUPPLY LINE BREAK.

SUBMERGENCE: N/A

CHEMICAL SPRAY: N/A

PARAMETER	ENVIRONMENT		DOCUMENTATION REFERENCE		QUALIFICATION	OUTSTANDING ITEMS	INTERFACES:
	SPECIFICATION	QUALIFICATION	SPECIFICATION	QUALIFICATION	METHOD		
OPERATING TIME	1 HR.	27 HRS.	78	800	TEST		
TEMPERATURE (F)	115	212	85	800	TEST		MAINTENANCE REQUIREMENTS: REF. 800; SECT. 4.
PRESSURE (PSIA)	14.7	14.7	85	800	TEST		
RELATIVE HUMIDITY (%)	90	100	85	800	TEST		
RADIATION	2.58 E4	2.00 E6	85	800	TEST		REMARKS:
AGING	40 YRS.	9 YRS.	N/A	800	ANALYSIS		

DEFICIENCY RESOLUTION:

PREPARED BY: DJT DATE: 01/09/84 REVISION DATE: 01/09/84

FACILITY: LGS UNIT: 1 DOCKET: 50-352 EQRR: P1C1

REVIEWED BY: WJB DATE: 01/09/84

SYSTEM: HIGH PRESSURE COOLANT INJECTION

PLANT ID: PT-55-1N058H

ACCY: SPEC: +/_ 0.5% FS
DEMON: +/- 0.42% FS
REF: 800

LOCATION: ROOM 304

RACK/PANEL: 10C016

COMPONENT: PRESSURE TRANSMITTER
ASSOC COMP: N/A
ASSOC COMP: N/A

MODEL NO.: 1151GP7A22MBGE3
ASSOC M/N: N/A
ASSOC M/N: N/A

ASSOC. DWG: LOC: M-0719
P&ID: M-55
CCP: 21,255
MPL: E41-N058H

MANUFACTU: ROSEMOUNT
ASSOC MANF: N/A
ASSOC MANF: N/A

SERIAL NO: 48413
ASSOC S/N: N/A
ASSOC S/N: N/A

SERVICE: HPCI STEAM SUPPLY LINE PRESSURE.

P.O. NO: M-001

FUNCTION: TRANSMITS SIGNAL TO PIS-55-1N658H FOR LOW STEAM LINE PRESSURE ISOLATION SIGNAL.
HPCI STEAM SUPPLY LINE BREAK.

SUBMERGENCE: N/A

CHEMICAL SPRAY: N/A

PARAMETER	ENVIRONMENT		DOCUMENTATION REFERENCE		QUALIFICATION	OUTSTANDING ITEMS	INTERFACES:
	SPECIFICATION	QUALIFICATION	SPECIFICATION	QUALIFICATION	METHOD		
OPERATING TIME	1 HR.	27 HRS.	78	800	TEST		
TEMPERATURE (F)	120	212	85	800	TEST		MAINTENANCE REQUIREMENTS: REF. 800; SECT. 4.
PRESSURE (PSIA)	14.7	14.7	85	800	TEST		
RELATIVE HUMIDITY (%)	90	100	85	800	TEST		
RADIATION	2.58 E4	2.00 E6	85	800	TEST		REMARKS:
AGING	40 YRS.	9 YRS.	N/A	800	ANALYSIS		

DEFICIENCY RESOLUTION:

PREPARED BY: DJT DATE: 01/30/84 REVISION DATE: 01/30/84

FACILITY: LGS UNIT: 1 DOCKET: 50-352 EQRR: P601

REVIEWED BY: WJB DATE: 02/07/84

SYSTEM: MSIV-LEAKAGE CONTROL SYSTEM

ACCY: SPEC: +/- 2% FS (NOTE 1)
DEMON: 6% W/XMTR
REF: 805

LOCATION: ROOM 402

PLANT ID: FE-40-1N006B

RACK/PANEL: LOC-000

COMPONENT: FLOW ELEMENT
ASSOC COMP: N/A
ASSOC COMP: N/A

MODEL NO.: 20-9651-8550
ASSOC M/N: N/A
ASSOC M/N: N/A

ASSOC. DWG: LOC: M-0714
P&ID: M-40
CCP: 28,56

MANUFACTU: AMETEK
ASSOC MANF: N/A
ASSOC MANF: N/A

SERIAL NO: N/A
ASSOC S/N: N/A
ASSOC S/N: N/A

PPD: 163C1107P001
GEK: VOL. V, PART 2
MPL: E32

SERVICE: MSIV-LCS (A).

P.O. NO: M-061

FUNCTION: SENSES PROCESS FLOW AND TRANSMITS SIGNAL TO FT-40-1N053B FOR VALVE AND BLOWER CONTROL, POST-LOCA.

SUBMERGENCE: N/A

CHEMICAL SPRAY: N/A

PARAMETER	ENVIRONMENT		DOCUMENTATION REFERENCE		QUALIFICATION	OUTSTANDING ITEMS
	SPECIFICATION	QUALIFICATION	SPECIFICATION	QUALIFICATION	METHOD	
OPERATING TIME	180 DAYS	180 DAYS	78	805	TEST & ANAL.	
TEMPERATURE (F)	120	150	85	805	TEST & ANAL.	
PRESSURE (PSIA)	14.7	14.7	85	805	TEST & ANAL.	
RELATIVE HUMIDITY (%)	90	90	85	805	TEST & ANAL.	
RADIATION	8.95 E5	1.00E6	85	805	TEST & ANAL.	
AGING	40 YRS.	10 YRS.	N/A	805	TEST & ANAL.	

INTERFACES:

MAINTENANCE REQUIREMENTS:
REF. 805

REMARKS:
1. TEFLON WASHER MUST BE REPLACED WITH METALLIC.
2. SET POINT MUST BE ADJUSTED TO CONCUR WITH E32-N053.
3. ACCY. SPEC. IS FOR 10 TO 100% FLOW.

DEFICIENCY RESOLUTION: NOTE 1: THE ACCURACY DISCREPANCY WILL BE RESOLVED BY 7/1/84.

PREPARED BY: DJT DATE: 01/30/84 REVISION DATE: 01/30/84

FACILITY: LGS UNIT: 1 DOCKET: 50-352 EQRR: P602

REVIEWED BY: WJB DATE: 02/07/84

SYSTEM: MSIV-LEAKAGE CONTROL SYSTEM

ACCY: SPEC: +/- 2% FS (NOTE 1)
DEMON: 6% W/XMTR
REF: 805

LOCATION: ROOM 402

PLANT ID: FE-40-1N006F

RACK/PANEL: LOC-000

COMPONENT: FLOW ELEMENT
ASSOC COMP: N/A
ASSOC COMP: N/A

MODEL NO.: 20-9651-8550
ASSOC M/N: N/A
ASSOC M/N: N/A

ASSOC. DWG: LOC: M-0714
P&ID: M-40
CCP: 28,56

MANUFACTU: AMETEK
ASSOC MANF: N/A
ASSOC MANF: N/A

SERIAL NO: N/A
ASSOC S/N: N/A
ASSOC S/N: N/A

PFD: 163C1107P001
GEK: VOL. V, PART 2
MPL: E32

SERVICE: MSIV-LCS (B).

P.O. NO: M-001

FUNCTION: SENSES PROCESS FLOW AND TRANSMITS SIGNAL TO FT-40-1N053F FOR FOR VALVE AND BLOWER CONTROL, POST-LOCA.

SUBMERGENCE: N/A

CHEMICAL SPRAY: N/A

PARAMETER	ENVIRONMENT		DOCUMENTATION REFERENCE		QUALIFICATION	OUTSTANDING ITEMS
	SPECIFICATION	QUALIFICATION	SPECIFICATION	QUALIFICATION	METHOD	
OPERATING TIME	180 DAYS	180 DAYS	78	805	TEST & ANAL.	
TEMPERATURE (F)	120	150	85	805	TEST & ANAL.	
PRESSURE (PSIA)	14.7	14.7	85	805	TEST & ANAL.	
RELATIVE HUMIDITY (%)	90	90	85	805	TEST & ANAL.	
RADIATION	8.95 E5	1.00 E6	85	805	TEST & ANAL.	
AGING	40 YRS.	10 YRS.	N/A	805	TEST & ANAL.	

INTERFACES:

MAINTENANCE REQUIREMENTS:
REF. 805

REMARKS:
1. TEFLON WASHER MUST BE REPLACED WITH METALLIC.
2. SET POINT MUST BE ADJUSTED TO CONCUR WITH E32-N053.
3. ACCY. SPEC. IS FOR 10 TO 100% FLOW.

DEFICIENCY RESOLUTION: NOTE 1: THE ACCURACY DISCREPANCY WILL BE RESOLVED BY 7/1/84.

PREPARED BY: DJT DATE: 01/30/84 REVISION DATE: 01/30/84

FACILITY: LGS UNIT: 1 DOCKET: 50-352 EQRR: P603

REVIEWED BY: WJB DATE: 02/07/84

SYSTEM: MSIV-LEAKAGE CONTROL SYSTEM

ACCY: SPEC: +/- 2% FS (NOTE 1)
DEMON: 6% W/XMTR
REF: 805

LOCATION: ROOM 402

PLANT ID: FE-40-1N006K

RACK/PANEL: LOC-000

COMPONENT: FLOW ELEMENT
ASSOC COMP: N/A
ASSOC COMP: N/A

MODEL NO.: 20-9651-8550
ASSOC M/N: N/A
ASSOC M/N: N/A

ASSOC. DWG: LOC: M-0714
P&ID: M-40
CCP: 28,56

MANUFACTU: AMETEK
ASSOC MANF: N/A
ASSOC MANF: N/A

SERIAL NO: N/A
ASSOC S/N: N/A
ASSOC S/N: N/A

PPD: 163C1107P001
GEK: VOL. V, PART 2
MPL: E32

SERVICE: MSIV-LCS (C).

P.O. NO: M-001

FUNCTION: SENSES PROCESS FLOW AND TRANSMITS SIGNAL TO FT-40-1N053K FOR FOR VALVE AND BLOWER CONTROL, POST-LOCA.

SUBMERGENCE: N/A

CHEMICAL SPRAY: N/A

PARAMETER	ENVIRONMENT		DOCUMENTATION REFERENCE		QUALIFICATION	OUTSTANDING ITEMS	INTERFACES:
	SPECIFICATION	QUALIFICATION	SPECIFICATION	QUALIFICATION	METHOD		
OPERATING TIME	180 DAYS	180 DAYS	78	805	TEST & ANAL.		
TEMPERATURE (F)	120	150	85	805	TEST & ANAL.		MAINTENANCE REQUIREMENTS: REF. 805
PRESSURE (PSIA)	14.7	14.7	85	805	TEST & ANAL.		
RELATIVE HUMIDITY (%)	90	90	85	805	TEST & ANAL.		
RADIATION	8.95 E5	1.00 E6	85	805	TEST & ANAL.		REMARKS: 1. TEFLON WASHER MUST BE REPLACED WITH METALLIC. SET POINT MUST BE ADJUSTED TO CONCUR WITH E32-N053. 3. ACCY. SPEC. IS FOR 10 TO 100% FLOW.
AGING	40 YRS.	10 YRS.	N/A	805	TEST & ANAL.		

DEFICIENCY RESOLUTION: NOTE 1: THE ACCURACY DISCREPANCY WILL BE RESOLVED BY 7/1/84.

PREPARED BY: DJT DATE: 01/30/84 REVISION DATE: 01/30/84

FACILITY: LGS UNIT: 1 DOCKET: 50-352 EQRR: P604

REVIEWED BY: WJB DATE: 02/07/84

SYSTEM: MSIV-LEAKAGE CONTROL SYSTEM

ACCY: SPEC: +/- 2% FS (NOTE 1)
DEMON: 6% W/XMTR
REF: 805

LOCATION: ROOM 402

PLANT ID: FE-40-1N006P

RACK/PANEL: LOC-000

COMPONENT: FLOW ELEMENT
ASSOC COMP: N/A
ASSOC COMP: N/A

MODEL NO.: 20-9651-8550
ASSOC M/N: N/A
ASSOC M/N: N/A

ASSOC. DWG: LOC: M-0714
P&ID: M-40
CCP: 28,56
FPD: 163C1107P001
GEK: VOL. V, PART 2
MPL: E32

MANUFACTU: AMETEK
ASSOC MANF: N/A
ASSOC MANF: N/A

SERIAL NO: N/A
ASSOC S/N: N/A
ASSOC S/N: N/A

SERVICE: MSIV-LCS (D).

P.O. NO: M-001

FUNCTION: SENSES PROCESS FLOW AND TRANSMITS SIGNAL TO FT-40-1N053P FOR FOR VALVE AND BLOWER CONTROL, POST-LOCA.

SUBMERGENCE: N/A

CHEMICAL SPRAY: N/A

PARAMETER	ENVIRONMENT		DOCUMENTATION REFERENCE		QUALIFICATION	OUTSTANDING ITEMS	INTERFACES:
	SPECIFICATION	QUALIFICATION	SPECIFICATION	QUALIFICATION	METHOD		
OPERATING TIME	180 DAYS	180 DAYS	78	805	TEST & ANAL.		
TEMPERATURE (F)	120	150	85	805	TEST & ANAL.		MAINTENANCE REQUIREMENTS: REF. 805
PRESSURE (PSIA)	14.7	14.7	85	805	TEST & ANAL.		
RELATIVE HUMIDITY (%)	90	90	85	805	TEST & ANAL.		
RADIATION	8.95 E5	1.00 E6	85	805	TEST & ANAL.		REMARKS: 1. TEFLON WASHER MUST BE REPLACED WITH METALLIC.
AGING	40 YRS.	10 YRS.	N/A	805	TEST & ANAL.		SET POINT MUST BE ADJUSTED TO CONCUR WITH E32-N053.

DEFICIENCY RESOLUTION: NOTE 1: THE ACCURACY DISCREPANCY WILL BE RESOLVED BY 7/1/84.

3. ACCY. SPEC. IS FOR 10 TO 100% FLOW.

PREPARED BY: DJT DATE: 01/30/84 REVISION DATE: 02/24/84

FACILITY: LGS UNIT: 1 DOCKET: 50-352 EQRR: P701

REVIEWED BY: WJB DATE: 04/12/84

SYSTEM: MSIV-LEAKAGE CONTROL SYSTEM

ACCY: SPEC: +/- 2% FS (NOTE 1)
DEMON: +- 6% FS
REF: 806

LOCATION: ROOM 402

PLANT ID: FT-40-1N053B

RACK/PANEL: 10C074

COMPONENT: FLOW TRANSMITTER
ASSOC COMP: N/A
ASSOC COMP: N/A

MODEL NO.: 91X-16
ASSOC M/N: N/A
ASSOC M/N: N/A

ASSOC. DWG: LOC: M-0714
P&ID: M-40
PFD: 163C1158P002
G.E. EL : 851E708TN, SHT.8
GEK: VOL.V, PART 2
CCP: 28,64
MPL: E32

MANUFACTU: AMETEK
ASSOC MANF: N/A
ASSOC MANF: N/A

SERIAL NO: 71532-20
ASSOC S/N: N/A
ASSOC S/N: N/A

SERVICE: MSIV-LCS (A).

P.O. NO: M-001

FUNCTION: TRANSMITS SIGNAL FROM FE-40-1N006B TO FIS-40-1N653B FOR VALVE AND BLOWER COTNROL, POST-LOCA.

SUBMERGENCE: N/A

CHEMICAL SPRAY: N/A

PARAMETER	ENVIRONMENT		DOCUMENTATION REFERENCE		QUALIFICATION	OUTSTANDING ITEMS	INTERFACES:
	SPECIFICATION	QUALIFICATION	SPECIFICATION	QUALIFICATION	METHOD		
OPERATING TIME	180 DAYS	180 DAYS	78	806	TEST & ANAL.		
TEMPERATURE (F)	120	150	85	806	TEST & ANAL.		MAINTENANCE REQUIREMENTS: REF. 806
PRESSURE (PSIA)	14.7	14.7	85	806	TEST & ANAL.		
RELATIVE HUMIDITY (%)	90	90	85	806	TEST & ANAL.		
RADIATION	4.49 E5	1.00 E6	85 (TABLE 2)	806	TEST & ANAL.		REMARKS:
AGING	40 YRS.	10 YRS.	N/A	806	TEST & ANAL.		

DEFICIENCY RESOLUTION: NOTE 1: THE ACCURACY DISCREPANCY WILL BE RESOLVED BY 7/1/84.

PREPARED BY: DJT DATE: 01/30/84 REVISION DATE: 02/24/84

FACILITY: LGS UNIT: 1 DOCKET: 50-352 EQRR: P702

REVIEWED BY: WJB DATE: 04/12/84

SYSTEM: MSIV-LEAKAGE CONTROL SYSTEM

ACCY: SPEC: +/- 2% FS (NOTE 1)
DEMON: +/- 6% FS
REF: 806

LOCATION: ROOM 402

PLANT ID: FT-40-1N053F

RACK/PANEL: 10C074

COMPONENT: FLOW TRANSMITTER
ASSOC COMP: N/A
ASSOC COMP: N/A

MODEL NO.: 91X-16-4-20
ASSOC M/N: N/A
ASSOC M/N: N/A

ASSOC. DWG: LOC: M-0714
P&ID: M-40
PFD: 163C1158P002
G.E. EL.: 851E708TN, SHT.8
GEK: VOL. V, PART 2
CCP: 28,64
MPL: E32

MANUFACTU: AMETEK
ASSOC MANF: N/A
ASSOC MANF: N/A

SERIAL NO: 71532-15
ASSOC S/N: N/A
ASSOC S/N: N/A

SERVICE: MSIV-LCS (B).

P.O. NO: M-001

FUNCTION: TRANSMITS SIGNAL FROM FE-40-1N006F TO FIS-40-1N653F FOR FOR VALVE AND BLOWER CONTROL, POST-LOCA.

SUBMERGENCE: N/A

CHEMICAL SPRAY: N/A

PARAMETER	ENVIRONMENT		DOCUMENTATION REFERENCE		QUALIFICATION	OUTSTANDING ITEMS	INTERFACES:
	SPECIFICATION	QUALIFICATION	SPECIFICATION	QUALIFICATION	METHOD		
OPERATING TIME	180 DAYS	180 DAYS	78	806	TEST & ANAL.		
TEMPERATURE (F)	120	150	85	806	TEST & ANAL.		MAINTENANCE REQUIREMENTS: REF. 806
PRESSURE (PSIA)	14.7	14.7	85	806	TEST & ANAL.		
RELATIVE HUMIDITY (%)	90	90	85	806	TEST & ANAL.		
RADIATION	4.49 E5	1.00 E6	85 (TABLE 2)	806	TEST & ANAL.		REMARKS:
AGING	40 YRS.	10 YRS.	N/A	806	TEST & ANAL.		

DEFICIENCY RESOLUTION: NOTE 1: THE ACCURACY DISCREPANCY WILL BE RESOLVED BY 7/1/84.

PREPARED BY: DJT DATE: 01/30/84 REVISION DATE: 02/24/84

FACILITY: LGS UNIT: 1 DOCKET: 50-352 EQRR: P703

REVIEWED BY: WJB DATE: 04/12/84

SYSTEM: MSIV-LEAKAGE CONTROL SYSTEM

ACCY: SPEC: +/- 2% FS (NOTE 1)
DEMON: +/- 6% FS
REF: 806

LOCATION: ROOM 402

PLANT ID: FT-40-1N053K

RACK/PANEL: 10C074

COMPONENT: FLOW TRANSMITTER
ASSOC COMP: N/A
ASSOC COMP: N/A

MODEL NO.: 91X-16-4-20
ASSOC M/N: N/A
ASSOC M/N: N/A

ASSOC. DWG: LOC: M-0714
P&ID: M-40
PFD: 163C1158P002
G.E. EL.: 851E708TN, SHT. 8
GEK: VOL.V, PART 2
CCP: 28,64
MPL: E32

MANUFACTU: AMETEK
ASSOC MANF: N/A
ASSOC MANF: N/A

SERIAL NO:
ASSOC S/N: N/A
ASSOC S/N: N/A

SERVICE: MSIV-LCS (C).

P.O. NO: M-001

FUNCTION: TRANSMITS SIGNAL FROM FE-40-1N006K TO FIS-40-1N653K FOR VALVE AND BLOWER CONTROL, POST-LOCA.

SUBMERGENCE: N/A

CHEMICAL SPRAY: N/A

PARAMETER	ENVIRONMENT		DOCUMENTATION REFERENCE		QUALIFICATION	OUTSTANDING ITEMS	INTERFACES:
	SPECIFICATION	QUALIFICATION	SPECIFICATION	QUALIFICATION	METHOD		
OPERATING TIME	180 DAYS	180 DAYS	78	806	TEST & ANAL.		
TEMPERATURE (F)	120	150	85	806	TEST & ANAL.		MAINTENANCE REQUIREMENTS: REF. 806
PRESSURE (PSIA)	14.7	14.7	85	806	TEST & ANAL.		
RELATIVE HUMIDITY (%)	90	90	85	806	TEST & ANAL.		
RADIATION	4.49 E5	1.00 E6	85 (TABLE 2)	806	TEST & ANAL.		REMARKS:
AGING	40 YRS.	10 YRS.	N/A	806	TEST & ANAL.		

DEFICIENCY RESOLUTION: NOTE 1: THE ACCURACY DISCREPANCY WILL BE RESOLVED BY 7/1/84.

PREPARED BY: DJT DATE: 01/30/84 REVISION DATE: 02/24/84

FACILITY: LGS UNIT: 1 DOCKET: 50-352 EQRR: P704

REVIEWED BY: WJB DATE: 04/12/84

SYSTEM: MSIV-LEAKAGE CONTROL SYSTEM

ACCY: SPEC: +/- 2% FS (NOTE 1)
DEMON: +/- 6% FS
REF: 806

LOCATION: ROOM 402

PLANT ID: FT-40-1N053P

RACK/PANEL: 10C074

COMPONENT: FLOW TRANSMITTER
ASSOC COMP: N/A
ASSOC COMP: N/A

MODEL NO.: 91X-16
ASSOC M/N: N/A
ASSOC M/N: N/A

ASSOC. DWG: LOC: M-0714
P&ID: M-40
PPD: 163C1158P002
G.E. EL.: 851E708TN, SHT.8
GEK: VOL.V, PART 2
CCP: 28,64
MPL: E32

MANUFACTU: AMETEK
ASSOC MANF: N/A
ASSOC MANF: N/A

SERIAL NO: 71532-11
ASSOC S/N: N/A
ASSOC S/N: N/A

SERVICE: MSIV-LCS (D).

P.O. NO: M-001

FUNCTION: TRANSMITS SIGNAL FROM FE-40-1N006P TO FIS-40-1N653P FOR FOR VALVE AND BLOWER CONTROL, POST-LOCA.

SUBMERGENCE: N/A

CHEMICAL SPRAY: N/A

PARAMETER	ENVIRONMENT		DOCUMENTATION REFERENCE		QUALIFICATION	OUTSTANDING ITEMS	INTERFACES:
	SPECIFICATION	QUALIFICATION	SPECIFICATION	QUALIFICATION	METHOD		
OPERATING TIME	180 DAYS	180 DAYS	78	806	TEST & ANAL.		
TEMPERATURE (F)	120	150	85	806	TEST & ANAL.		MAINTENANCE REQUIREMENTS: REF. 806
PRESSURE (PSIA)	14.7	14.7	85	806	TEST & ANAL.		
RELATIVE HUMIDITY (%)	90	90	85	806	TEST & ANAL.		
RADIATION	4.49 E5	1.00 E6	85 (TABLE 2)	806	TEST & ANAL.		REMARKS:
AGING	40 YRS.	10 YRS.	N/A	806	TEST & ANAL.		

DEFICIENCY RESOLUTION: NOTE 1: THE ACCURACY DISCREPANCY WILL BE RESOLVED BY 7/1/84.

PRINTED 04/24/84

PREPARED BY: RDC DATE: 09/27/83 REVISION DATE: 09/27/83

REVIEWED BY: FMV DATE: 09/27/83

FACILITY: LGS UNIT: 1 DOCKET: 50-352 EQRR: 123

SYSTEM: MSIV-LEAKAGE CONTROL SYSTEM

PLANT ID: HV-40-1F001B

COMPONENT: MOTOR OPERATOR
ASSOC COMP: VALVE
ASSOC COMP: N/A

MANUFACTU: LIMITORQUE
ASSOC MANF: N/A
ASSOC MANF: N/A

SERVICE: MSIV LEAKAGE CONTROL. NORMALLY CLOSED.

FUNCTION: OPENS UPON ACCIDENT SIGNAL TO PROVIDE SUCTION PATH FOR MSIV LEAKAGE CONTROL SYSTEM TO TREAT EXCESS LEAKAGE. REQUIRED FOR LOCA.

ACCY: SPEC: N/A
DEMON: N/A
REF: N/A

MODEL NO.: SMB-000-5
ASSOC M/N: N/A
ASSOC M/N: N/A

SERIAL NO: N/A
ASSOC S/N: N/A
ASSOC S/N: N/A

LOCATION: ROOM 407

RACK/PANEL: N/A

ASSOC. DWG: LOC: M-225
P&ID: M-40

P.O. NO: P-114A

SUBMERGENCE: N/A

CHEMICAL SPRAY: N/A

PARAMETER	ENVIRONMENT		DOCUMENTATION REFERENCE		QUALIFICATION METHOD	OUTSTANDING ITEMS
	SPECIFICATION	QUALIFICATION	SPECIFICATION	QUALIFICATION		
OPERATING TIME	180 DAYS	180 DAYS	78	58,55,612	TEST & ANAL.	
TEMPERATURE (F)	120	340	85	58,55	TEST	
PRESSURE (PSIA)	14.7	119.7	85	58,55	TEST	
RELATIVE HUMIDITY (%)	90	100	85	58,55	TEST	
RADIATION	5.91 E6	2.04 E8	85	58,55	TEST	
AGING	40 YRS.	40 YRS.	N/A	58,55,614	TEST & ANAL.	

INTERFACES:
LUGS: EQRR 171
CABLE: EQRR 22

MAINTENANCE REQUIREMENTS:
REF. 130, PARA. 5.0
AND APPENDIX B

REMARKS:

DEFICIENCY RESOLUTION:

PREPARED BY: RDC DATE: 09/27/83 REVISION DATE: 09/27/83

FACILITY: LGS UNIT: 1 DOCKET: 50-352 EQRR: 123

REVIEWED BY: FMV DATE: 09/27/83

SYSTEM: MSIV-LEAKAGE CONTROL SYSTEM

ACCY: SPEC: N/A
DEMON: N/A
REF: N/A

LOCATION: ROOM 407

PLANT ID: HV-40-1F001F

RACK/PANEL: N/A

COMPONENT: MOTOR OPERATOR
ASSOC COMP: VALVE
ASSOC COMP: N/A

MODEL NO.: SMB-000-5
ASSOC M/N: N/A
ASSOC M/N: N/A

ASSOC. DWG: LOC: M-225
P&ID: M-40

MANUFACTU: LIMITORQUE
ASSOC MANF: N/A
ASSOC MANF: N/A

SERIAL NO: N/A
ASSOC S/N: N/A
ASSOC S/N: N/A

SERVICE: MSIV LEAKAGE CONTROL. NORMALLY CLOSED.

P.O. NO: P-114A

FUNCTION: OPENS UPON ACCIDENT SIGNAL TO PROVIDE SUCTION PATH FOR MSIV LEAKAGE CONTROL SYSTEM TO TREAT EXCESS LEAKAGE. REQUIRED FOR LOCA.

SUBMERGENCE: N/A

CHEMICAL SPRAY: N/A

PARAMETER	ENVIRONMENT		DOCUMENTATION REFERENCE		QUALIFICATION	OUTSTANDING ITEMS	INTERFACES:
	SPECIFICATION	QUALIFICATION	SPECIFICATION	QUALIFICATION	METHOD		LUGS: EQRR 171 CABLE: EQRR 22
OPERATING TIME	180 DAYS	180 DAYS	78	58,55,612	TEST & ANAL.		
TEMPERATURE (F)	120	340	85	58,55	TEST		MAINTENANCE REQUIREMENTS: REF. 130, PARA. 5.0
PRESSURE (PSIA)	14.7	119.7	85	58,55	TEST		AND APPENDIX B
RELATIVE HUMIDITY (%)	90	100	85	58,55	TEST		
RADIATION	5.91 E6	2.04 E8	85	58,55	TEST		REMARKS:
AGING	40 YRS.	40 YRS.	N/A	58,55,614	TEST & ANAL.		

DEFICIENCY RESOLUTION:

PREPARED BY: RDC DATE: 09/27/83 REVISION DATE: 09/27/83

FACILITY: LGS UNIT: 1 DOCKET: 50-352 EQRR: 123

REVIEWED BY: FMV DATE: 09/27/83

SYSTEM: MSIV-LEAKAGE CONTROL SYSTEM

ACCY: SPEC: N/A
DEMON: N/A
REF: N/A

LOCATION: ROOM 407

PLANT ID: HV-40-1F001K

RACK/PANEL: N/A

COMPONENT: MOTOR OPERATOR
ASSOC COMP: VALVE
ASSOC COMP: N/A

MODEL NO.: SMB-000-5
ASSOC M/N: N/A
ASSOC M/N: N/A

ASSOC. DWG: LOC: M-225
P&ID: M-40

MANUFACTU: LIMITORQUE
ASSOC MANF: N/A
ASSOC MANF: N/A

SERIAL NO: N/A
ASSOC S/N: N/A
ASSOC S/N: N/A

SERVICE: MSIV LEAKAGE CONTROL. NORMALLY CLOSED.

P.O. NO: P-114A

FUNCTION: OPENS UPON ACCIDENT SIGNAL TO PROVIDE SUCTION PATH FOR MSIV LEAKAGE CONTROL SYSTEM TO TREAT EXCESS LEAKAGE. REQUIRED FOR LOCA.

SUBMERGENCE: N/A

CHEMICAL SPRAY: N/A

PARAMETER	ENVIRONMENT		DOCUMENTATION REFERENCE		QUALIFICATION	OUTSTANDING ITEMS	INTERFACES:
	SPECIFICATION	QUALIFICATION	SPECIFICATION	QUALIFICATION	METHOD		LUGS: EQRR 171 CABLE: EQRR 22
OPERATING TIME	180 DAYS	180 DAYS	78	58,55,612	TEST & ANAL.		
TEMPERATURE (F)	120	340	85	58,55	TEST		MAINTENANCE REQUIREMENTS: REF. 130, PARA. 5.0 AND APPENDIX B
PRESSURE (PSIA)	14.7	119.7	85	58,55	TEST		
RELATIVE HUMIDITY (%)	90	100	85	58,55	TEST		
RADIATION	5.91 E6	2.04 E8	85	58,55	TEST		REMARKS:
AGING	40 YRS.	40 YRS.	N/A	58,55,614	TEST & ANAL.		

DEFICIENCY RESOLUTION:

PREPARED BY: RDC DATE: 09/27/83 REVISION DATE: 09/27/83

FACILITY: LGS UNIT: 1 DOCKET: 50-352 EQRR: 123

REVIEWED BY: FMV DATE: 09/27/83

SYSTEM: MSIV-LEAKAGE CONTROL SYSTEM

ACCY: SPEC: N/A
DEMON: N/A
REF: N/A

LOCATION: ROOM 407

PLANT ID: HV-40-1F001P

RACK/PANEL: N/A

COMPONENT: MOTOR OPERATOR
ASSOC COMP: VALVE
ASSOC COMP: N/A

MODEL NO.: SMB-000-5
ASSOC M/N: N/A
ASSOC M/N: N/A

ASSOC. DWG: LOC: M-225
P&ID: M-40

MANUFACTU: LIMITORQUE
ASSOC MANF: N/A
ASSOC MANF: N/A

SERIAL NO: N/A
ASSOC S/N: N/A
ASSOC S/N: N/A

SERVICE: MSIV LEAKAGE CONTROL. NORMALLY CLOSED.

P.O. NO: P-114A

FUNCTION: OPENS UPON ACCIDENT SIGNAL TO PROVIDE SUCTION PATH FOR MSIV LEAKAGE CONTROL SYSTEM TO TREAT EXCESS LEAKAGE. REQUIRED FOR LOCA.

SUBMERGENCE: N/A

CHEMICAL SPRAY: N/A

PARAMETER	ENVIRONMENT		DOCUMENTATION REFERENCE		QUALIFICATION	OUTSTANDING ITEMS	INTERFACES:
	SPECIFICATION	QUALIFICATION	SPECIFICATION	QUALIFICATION	METHOD		LUGS: EQRR 171 CABLE: EQRR 22
OPERATING TIME	180 DAYS	180 DAYS	78	58,55,612	TEST & ANAL.		
TEMPERATURE (F)	120	340	85	58,55	TEST		MAINTENANCE REQUIREMENTS: REF. 130, PARA. 5.0 AND APPENDIX B
PRESSURE (PSIA)	14.7	119.7	85	58,55	TEST		
RELATIVE HUMIDITY (%)	90	100	85	58,55	TEST		
RADIATION	5.91 E6	2.04 E8	85	58,55	TEST		REMARKS:
AGING	40 YRS.	40 YRS.	N/A	58,55,614	TEST & ANAL.		

DEFICIENCY RESOLUTION:

PREPARED BY: RDC DATE: 09/27/83 REVISION DATE: 09/27/83

FACILITY: LGS UNIT: 1 DOCKET: 50-352 EQRR: 123

REVIEWED BY: FMV DATE: 09/27/83

SYSTEM: MSIV-LEAKAGE CONTROL SYSTEM

ACCY: SPEC: N/A
DEMON: N/A
REF: N/A

LOCATION: ROOM 407

PLANT ID: HV-40-1F002B

RACK/PANEL: N/A

COMPONENT: MOTOR OPERATOR
ASSOC COMP: VALVE
ASSOC COMP: N/A

MODEL NO.: SMB-000-5
ASSOC M/N: N/A
ASSOC M/N: N/A

ASSOC. DWG: LOC: M-225
P&ID: M-40

MANUFACTU: LIMITORQUE
ASSOC MANF: N/A
ASSOC MANF: N/A

SERIAL NO: N/A
ASSOC S/N: N/A
ASSOC S/N: N/A

SERVICE: MSIV LEAKAGE CONTROL. NORMALLY CLOSED.

P.O. NO: P-114A

FUNCTION: OPENS UPON ACCIDENT SIGNAL TO PROVIDE SUCTION PATH FOR MSIV LEAKAGE CONTROL SYSTEM TO TREAT EXCESS LEAKAGE. REQUIRED FOR LOCA.

SUBMERGENCE: N/A

CHEMICAL SPRAY: N/A

PARAMETER	ENVIRONMENT		DOCUMENTATION REFERENCE		QUALIFICATION	OUTSTANDING ITEMS	INTERFACES:
	SPECIFICATION	QUALIFICATION	SPECIFICATION	QUALIFICATION	METHOD		LUGS: EQRR 171 CABLE: EQRR 22
OPERATING TIME	180 DAYS	180 DAYS	78	58,55,612	TEST & ANAL.		
TEMPERATURE (F)	120	340	85	58,55	TEST		MAINTENANCE REQUIREMENTS: REF. 130, PARA. 5.0 AND APPENDIX B
PRESSURE (PSIA)	14.7	119.7	85	58,55	TEST		
RELATIVE HUMIDITY (%)	90	100	85	58,55	TEST		
RADIATION	5.91 E6	2.04 E8	85	58,55	TEST		REMARKS:
AGING	40 YRS.	40 YRS.	N/A	58,55,614	TEST & ANAL.		

DEFICIENCY RESOLUTION:

PREPARED BY: RDC DATE: 09/27/83 REVISION DATE: 09/27/83

FACILITY: LGS UNIT: 1 DOCKET: 50-352 EQRR: 123

REVIEWED BY: FMV DATE: 09/27/83

SYSTEM: MSIV-LEAKAGE CONTROL SYSTEM

ACCY: SPEC: N/A
DEMON: N/A
REF: N/A

LOCATION: ROOM 407

PLANT ID: HV-40-1F001K

RACK/PANEL: N/A

COMPONENT: MOTOR OPERATOR
ASSOC COMP: VALVE
ASSOC COMP: N/A

MODEL NO.: SMB-000-5
ASSOC M/N: N/A
ASSOC M/N: N/A

ASSOC. DWG: LOC: M-225
P&ID: M-40

MANUFACTU: LIMITORQUE
ASSOC MANF: N/A
ASSOC MANF: N/A

SERIAL NO: N/A
ASSOC S/N: N/A
ASSOC S/N: N/A

SERVICE: MSIV LEAKAGE CONTROL. NORMALLY CLOSED.

P.O. NO: P-114A

FUNCTION: OPENS UPON ACCIDENT SIGNAL TO PROVIDE SUCTION PATH FOR MSIV LEAKAGE CONTROL SYSTEM TO TREAT EXCESS LEAKAGE. REQUIRED FOR LOCA.

SUBMERGENCE: N/A

CHEMICAL SPRAY: N/A

PARAMETER	ENVIRONMENT		DOCUMENTATION REFERENCE		QUALIFICATION	OUTSTANDING ITEMS	INTERFACES:
	SPECIFICATION	QUALIFICATION	SPECIFICATION	QUALIFICATION	METHOD		LUGS: EQRR 171 CABLE: EQRR 22
OPERATING TIME	180 DAYS	180 DAYS	78	58,55,612	TEST & ANAL.		
TEMPERATURE (F)	120	340	85	58,55	TEST		MAINTENANCE REQUIREMENTS: REF. 130, PARA. 5.0 AND APPENDIX B
PRESSURE (PSIA)	14.7	119.7	85	58,55	TEST		
RELATIVE HUMIDITY (%)	90	100	85	58,55	TEST		
RADIATION	5.91 E6	2.04 E8	85	58,55	TEST		REMARKS:
AGING	40 YRS.	40 YRS.	N/A	58,55,614	TEST & ANAL.		

DEFICIENCY RESOLUTION:

PREPARED BY: RDC DATE: 09/27/83 REVISION DATE: 09/27/83

FACILITY: LGS UNIT: 1 DOCKET: 50-352 EQRR: 123

REVIEWED BY: FMV DATE: 09/27/83

SYSTEM: MSIV-LEAKAGE CONTROL SYSTEM

ACCY: SPEC: N/A
DEMON: N/A
REF: N/A

LOCATION: ROOM 407

PLANT ID: HV-40-1F001P

RACK/PANEL: N/A

COMPONENT: MOTOR OPERATOR
ASSOC COMP: VALVE
ASSOC COMP: N/A

MODEL NO.: SMB-000-5
ASSOC M/N: N/A
ASSOC M/N: N/A

ASSOC. DWG: LOC: M-225
P&ID: M-40

MANUFACTU: LIMITORQUE
ASSOC MANF: N/A
ASSOC MANF: N/A

SERIAL NO: N/A
ASSOC S/N: N/A
ASSOC S/N: N/A

SERVICE: MSIV LEAKAGE CONTROL. NORMALLY CLOSED.

P.O. NO: P-114A

FUNCTION: OPENS UPON ACCIDENT SIGNAL TO PROVIDE SUCTION PATH FOR MSIV LEAKAGE CONTROL SYSTEM TO TREAT EXCESS LEAKAGE. REQUIRED FOR LOCA.

SUBMERGENCE: N/A

CHEMICAL SPRAY: N/A

PARAMETER	ENVIRONMENT		DOCUMENTATION REFERENCE		QUALIFICATION	OUTSTANDING ITEMS	INTERFACES:
	SPECIFICATION	QUALIFICATION	SPECIFICATION	QUALIFICATION	METHOD		LUGS: EQRR 171 CABLE: EQRR 22
OPERATING TIME	180 DAYS	180 DAYS	78	58,55,612	TEST & ANAL.		
TEMPERATURE (F)	120	340	85	58,55	TEST		MAINTENANCE REQUIREMENTS: REF. 130, PARA. 5.0 AND APPENDIX B
PRESSURE (PSIA)	14.7	119.7	85	58,55	TEST		
RELATIVE HUMIDITY (%)	90	100	85	58,55	TEST		
RADIATION	5.91 E6	2.04 E8	85	58,55	TEST		REMARKS:
AGING	40 YRS.	40 YRS.	N/A	58,55,614	TEST & ANAL.		

DEFICIENCY RESOLUTION:

PREPARED BY: RDC DATE: 09/27/83 REVISION DATE: 09/27/83

FACILITY: LGS UNIT: 1 DOCKET: 50-352 EQRR: 123

REVIEWED BY: FMV DATE: 09/27/83

SYSTEM: MSIV-LEAKAGE CONTROL SYSTEM

ACCY: SPEC: N/A
DEMON: N/A
REF: N/A

LOCATION: ROOM 407

PLANT ID: HV-40-1F002B

RACK/PANEL: N/A

COMPONENT: MOTOR OPERATOR
ASSOC COMP: VALVE
ASSOC COMP: N/A

MODEL NO.: SMB-000-5
ASSOC M/N: N/A
ASSOC M/N: N/A

ASSOC. DWG: LOC: M-225
P&ID: M-40

MANUFACTU: LIMITORQUE
ASSOC MANF: N/A
ASSOC MANF: N/A

SERIAL NO: N/A
ASSOC S/N: N/A
ASSOC S/N: N/A

SERVICE: MSIV LEAKAGE CONTROL. NORMALLY CLOSED.

P.O. NO: P-114A

FUNCTION: OPENS UPON ACCIDENT SIGNAL TO PROVIDE SUCTION PATH FOR MSIV LEAKAGE CONTROL SYSTEM TO TREAT EXCESS LEAKAGE. REQUIRED FOR LOCA.

SUBMERGENCE: N/A

CHEMICAL SPRAY: N/A

PARAMETER	ENVIRONMENT		DOCUMENTATION REFERENCE		QUALIFICATION	OUTSTANDING ITEMS	INTERFACES:
	SPECIFICATION	QUALIFICATION	SPECIFICATION	QUALIFICATION	METHOD		LUGS: EQRR 171 CABLE: EQRR 22
OPERATING TIME	180 DAYS	180 DAYS	78	58,55,612	TEST & ANAL.		
TEMPERATURE (F)	120	340	85	58,55	TEST		MAINTENANCE REQUIREMENTS: REF. 130, PARA. 5.0 AND APPENDIX B
PRESSURE (PSIA)	14.7	119.7	85	58,55	TEST		
RELATIVE HUMIDITY (%)	90	100	85	58,55	TEST		
RADIATION	5.91 E6	2.04 E8	85	58,55	TEST		REMARKS:
AGING	40 YRS.	40 YRS.	N/A	58,55,614	TEST & ANAL.		

DEFICIENCY RESOLUTION:

PREPARED BY: RDC DATE: 09/27/83 REVISION DATE: 09/27/83

FACILITY: LGS UNIT: 1 DOCKET: 50-352 EQRR: 123

REVIEWED BY: FMV DATE: 09/27/83

SYSTEM: MSIV-LEAKAGE CONTROL SYSTEM

ACCY: SPEC: N/A
DEMON: N/A
REF: N/A

LOCATION: ROOM 407

PLANT ID: HV-40-1F002F

RACK/PANEL: N/A

COMPONENT: MOTOR OPERATOR
ASSOC COMP: VALVE
ASSOC COMP: N/A

MODEL NO.: SMB-000-5
ASSOC M/N: N/A
ASSOC M/N: N/A

ASSOC. DWG: LOC: M-225
P&ID: M-40

MANUFACTU: LIMITORQUE
ASSOC MANF: N/A
ASSOC MANF: N/A

SERIAL NO: N/A
ASSOC S/N: N/A
ASSOC S/N: N/A

SERVICE: MSIV LEAKAGE CONTROL. NORMALLY CLOSED.

P.O. NO: P-114A

FUNCTION: OPENS UPON ACCIDENT SIGNAL TO PROVIDE SUCTION PATH FOR MSIV LEAKAGE CONTROL SYSTEM TO TREAT EXCESS LEAKAGE. REQUIRED FOR LOCA.

SUBMERGENCE: N/A

CHEMICAL SPRAY: N/A

PARAMETER	ENVIRONMENT		DOCUMENTATION REFERENCE		QUALIFICATION	OUTSTANDING ITEMS	INTERFACES:
	SPECIFICATION	QUALIFICATION	SPECIFICATION	QUALIFICATION	METHOD		LUGS: EQRR 171 CABLE: EQRR 22
OPERATING TIME	180 DAYS	180 DAYS	78	58,55,612	TEST & ANAL.		
TEMPERATURE (F)	120	340	85	58,55	TEST		MAINTENANCE REQUIREMENTS: REF. 130, PARA. 5.0 AND APPENDIX B
PRESSURE (PSIA)	14.7	119.7	85	58,55	TEST		
RELATIVE HUMIDITY (%)	90	100	85	58,55	TEST		
RADIATION	5.91 E6	2.04 E8	85	58,55	TEST		REMARKS:
AGING	40 YRS.	40 YRS.	N/A	58,55,614	TEST & ANAL.		

DEFICIENCY RESOLUTION:

PREPARED BY: RDC DATE: 09/27/83 REVISION DATE: 09/27/83

FACILITY: LGS UNIT: 1 DOCKET: 50-352 EQRR: 123

REVIEWED BY: FMV DATE: 09/27/83

SYSTEM: MSIV-LEAKAGE CONTROL SYSTEM

ACCY: SPEC: N/A
DEMON: N/A
REF: N/A

LOCATION: ROOM 407

PLANT ID: HV-40-1F002K

RACK/PANEL: N/A

COMPONENT: MOTOR OPERATOR
ASSOC COMP: VALVE
ASSOC COMP: N/A

MODEL NO.: SMB-000-5
ASSOC M/N: N/A
ASSOC M/N: N/A

ASSOC. DWG: LOC: M-225
P&ID: M-40

MANUFACTU: LIMITORQUE
ASSOC MANF: N/A
ASSOC MANF: N/A

SERIAL NO: N/A
ASSOC S/N: N/A
ASSOC S/N: N/A

SERVICE: MSIV LEAKAGE CONTROL. NORMALLY CLOSED.

P.O. NO: P-114A

FUNCTION: OPENS UPON ACCIDENT SIGNAL TO PROVIDE SUCTION PATH FOR MSIV LEAKAGE CONTROL SYSTEM TO TREAT EXCESS LEAKAGE. REQUIRED FOR LOCA.

SUBMERGENCE: N/A

CHEMICAL SPRAY: N/A

PARAMETER	ENVIRONMENT		DOCUMENTATION REFERENCE		QUALIFICATION	OUTSTANDING ITEMS	INTERFACES:
	SPECIFICATION	QUALIFICATION	SPECIFICATION	QUALIFICATION	METHOD		LUGS: EQRR 171 CABLE: EQRR 22
OPERATING TIME	180 DAYS	180 DAYS	78	58,55,612	TEST & ANAL.		
TEMPERATURE (F)	120	340	85	58,55	TEST		MAINTENANCE REQUIREMENTS: REF. 130, PARA. 5.0
PRESSURE (PSIA)	14.7	119.7	85	58,55	TEST		AND APPENDIX B.
RELATIVE HUMIDITY (%)	90	100	85	58,55	TEST		
RADIATION	5.91 E6	2.04 E8	85	58,55	TEST		REMARKS:
AGING	40 YRS.	40 YRS.	N/A	58,55,614	TEST & ANAL.		

DEFICIENCY RESOLUTION:

PREPARED BY: RDC DATE: 09/27/83 REVISION DATE: 09/27/83

FACILITY: LGS UNIT: 1 DOCKET: 50-352 EQRR: 123

REVIEWED BY: FMV DATE: 09/27/83

SYSTEM: MSIV-LEAKAGE CONTROL SYSTEM

ACCY: SPEC: N/A
DEMON: N/A
REF: N/A

LOCATION: ROOM 407

PLANT ID: HV-40-1F002P

RACK/PANEL: N/A

COMPONENT: MOTOR OPERATOR
ASSOC COMP: VALVE
ASSOC COMP: N/A

MODEL NO.: SMB-000-5
ASSOC M/N: N/A
ASSOC M/N: N/A

ASSOC. DWG: LOC: M-225
P&ID: M-40

MANUFACTU: LIMITORQUE
ASSOC MANF: N/A
ASSOC MANF: N/A

SERIAL NO: N/A
ASSOC S/N: N/A
ASSOC S/N: N/A

SERVICE: MSIV LEAKAGE CONTROL. NORMALLY CLOSED.

P.O. NO: P-114A

FUNCTION: OPENS UPON ACCIDENT SIGNAL TO PROVIDE SUCTION PATH FOR MSIV LEAKAGE CONTROL SYSTEM TO TREAT EXCESS LEAKAGE. REQUIRED FOR LOCA.

SUBMERGENCE: N/A

CHEMICAL SPRAY: N/A

PARAMETER	ENVIRONMENT		DOCUMENTATION REFERENCE		QUALIFICATION	OUTSTANDING ITEMS	INTERFACES:
	SPECIFICATION	QUALIFICATION	SPECIFICATION	QUALIFICATION	METHOD		LUGS: EQRR 171 CABLE: EQRR 22
OPERATING TIME	180 DAYS	180 DAYS	78	58,55,612	TEST & ANAL.		
TEMPERATURE (F)	120	340	85	58,55	TEST		MAINTENANCE REQUIREMENTS: REF. 130, PARA. 5.0 AND APPENDIX B.
PRESSURE (PSIA)	14.7	119.7	85	58,55	TEST		
RELATIVE HUMIDITY (%)	90	100	85	58,55	TEST		
RADIATION	5.91 E6	2.04 E8	85	58,55	TEST		REMARKS:
AGING	40 YRS.	40 YRS.	N/A	58,55,614	TEST & ANAL.		

DEFICIENCY RESOLUTION:

PREPARED BY: RDC DATE: 09/27/83 REVISION DATE: 09/27/83

FACILITY: LGS UNIT: 1 DOCKET: 50-352 EQRR: 123

REVIEWED BY: FMV DATE: 09/27/83

SYSTEM: MSIV-LEAKAGE CONTROL SYSTEM

ACCY: SPEC: N/A
DEMON: N/A
REF: N/A

LOCATION: ROOM 407

PLANT ID: HV-40-1F003B

RACK/PANEL: N/A

COMPONENT: MOTOR OPERATOR
ASSOC COMP: VALVE
ASSOC COMP: N/A

MODEL NO.: SMB-000-5
ASSOC M/N: N/A
ASSOC M/N: N/A

ASSOC. DWG: LOC: M-225
P&ID: M-40

MANUFACTU: LIMITORQUE
ASSOC MANF: N/A
ASSOC MANF: N/A

SERIAL NO: N/A
ASSOC S/N: N/A
ASSOC S/N: N/A

SERVICE: MSIV LEAKAGE CONTROL. NORMALLY CLOSED.

P.O. NO: P-114A

FUNCTION: OPENS UPON ACCIDENT SIGNAL TO PROVIDE SUCTION PATH FOR MSIV LEAKAGE CONTROL SYSTEM TO TREAT EXCESS LEAKAGE. REQUIRED FOR LOCA.

SUBMERGENCE: N/A

CHEMICAL SPRAY: N/A

PARAMETER	ENVIRONMENT		DOCUMENTATION REFERENCE		QUALIFICATION	OUTSTANDING ITEMS	INTERFACES:
	SPECIFICATION	QUALIFICATION	SPECIFICATION	QUALIFICATION	METHOD		LUGS: EQRR 171 CABLE: EQRR 22
OPERATING TIME	180 DAYS	180 DAYS	78	58,55,612	TEST & ANAL.		
TEMPERATURE (F)	120	340	85	58,55	TEST		MAINTENANCE REQUIREMENTS: REF. 130, PARA. 5.0
PRESSURE (PSIA)	14.7	119.7	85	58,55	TEST		AND APPENDIX B.
RELATIVE HUMIDITY (Z)	90	100	85	58,55	TEST		
RADIATION	5.91 E6	2.04 E8	85	58,55	TEST		REMARKS:
AGING	40 YRS.	40 YRS.	N/A	58,55,614	TEST & ANAL.		

DEFICIENCY RESOLUTION:

PREPARED BY: RDC DATE: 09/27/83 REVISION DATE: 09/27/83

FACILITY: LGS UNIT: 1 DOCKET: 50-352 EQRR: 123

REVIEWED BY: FMV DATE: 09/27/83

SYSTEM: MSIV-LEAKAGE CONTROL SYSTEM

ACCY: SPEC: N/A
DEMON: N/A
REF: N/A

LOCATION: ROOM 407

PLANT ID: HV-40-1F003F

RACK/PANEL: N/A

COMPONENT: MOTOR OPERATOR
ASSOC COMP: VALVE
ASSOC COMP: N/A

MODEL NO.: SMB-000-5
ASSOC M/N: N/A
ASSOC M/N: N/A

ASSOC. DWG: LOC: M-225
P&ID: M-40

MANUFACTU: LIMITORQUE
ASSOC MANF: N/A
ASSOC MANF: N/A

SERIAL NO: N/A
ASSOC S/N: N/A
ASSOC S/N: N/A

SERVICE: MSIV LEAKAGE CONTROL. NORMALLY CLOSED.

P.O. NO: P-114A

FUNCTION: OPENS UPON ACCIDENT SIGNAL TO PROVIDE SUCTION PATH FOR MSIV LEAKAGE CONTROL SYSTEM TO TREAT EXCESS LEAKAGE. REQUIRED FOR LOCA.

SUBMERGENCE: N/A

CHEMICAL SPRAY: N/A

PARAMETER	ENVIRONMENT		DOCUMENTATION REFERENCE		QUALIFICATION	OUTSTANDING ITEMS	INTERFACES:
	SPECIFICATION	QUALIFICATION	SPECIFICATION	QUALIFICATION	METHOD		LUGS: EQRR 171 CABLE: EQRR 22
OPERATING TIME	180 DAYS	180 DAYS	78	58,55,612	TEST & ANAL.		
TEMPERATURE (F)	120	340	85	58,55	TEST		MAINTENANCE REQUIREMENTS: REF. 130, PARA. 5.0 AND APPENDIX B.
PRESSURE (PSIA)	14.7	119.7	85	58,55	TEST		
RELATIVE HUMIDITY (Z)	90	100	85	58,55	TEST		
RADIATION	5.91 E6	2.04 E8	85	58,55	TEST		REMARKS:
AGING	40 YRS.	40 YRS.	N/A	58,55,614	TEST & ANAL.		

DEFICIENCY RESOLUTION:

PREPARED BY: RDC DATE: 09/27/83 REVISION DATE: 09/27/83

FACILITY: LGS UNIT: 1 DOCKET: 50-352 EQRR: 123

REVIEWED BY: FMV DATE: 09/27/83

SYSTEM: MSIV-LEAKAGE CONTROL SYSTEM
ACCY:SPEC: N/A
DEMON: N/A
REF: N/A
LOCATION: ROOM 407

PLANT ID: HV-40-1F003K
RACK/PANEL: N/A

COMPONENT: MOTOR OPERATOR
MODEL NO.: SMB-000-5

ASSOC COMP: VALVE
ASSOC M/N: N/A
ASSOC DWG: LOC: M-225
P&ID: M-40

ASSOC COMP: N/A
ASSOC M/N: N/A

MANUFACTU: LIMITORQUE
SERIAL NO: N/A

ASSOC MANF: N/A
ASSOC S/N: N/A

ASSOC MANF: N/A
ASSOC S/N: N/A

SERVICE: MSIV LEAKAGE CONTROL. NORMALLY CLOSED.

P.O. NO: P-114A

FUNCTION: OPENS UPON ACCIDENT SIGNAL TO PROVIDE SUCTION PATH FOR MSIV LEAKAGE CONTROL SYSTEM TO TREAT EXCESS LEAKAGE. REQUIRED FOR LOCA.

SUBMERGENCE: N/A

CHEMICAL SPRAY: N/A

PARAMETER	ENVIRONMENT		DOCUMENTATION REFERENCE		QUALIFICATION	OUTSTANDING ITEMS	INTERFACES:
	SPECIFICATION	QUALIFICATION	SPECIFICATION	QUALIFICATION	METHOD		LUGS: EQRR 171 CABLE: EQRR 22
OPERATING TIME	180 DAYS	180 DAYS	78	58,55,612	TEST & ANAL.		
TEMPERATURE (F)	120	340	85	58,55	TEST		MAINTENANCE REQUIREMENTS: REF. 130, PARA. 5.0 AND APPENDIX B.
PRESSURE (PSIA)	14.7	119.7	85	58,55	TEST		
RELATIVE HUMIDITY (%)	90	100	85	58,55	TEST		
RADIATION	5.91 E6	2.04 E8	85	58,55	TEST		REMARKS:
AGING	40 YRS.	40 YRS.	N/A	58,55,614	TEST & ANAL.		

DEFICIENCY RESOLUTION:

PREPARED BY: RDC DATE: 09/27/83 REVISION DATE: 09/27/83

FACILITY: LGS UNIT: 1 DOCKET: 50-352 EQRR: 123

REVIEWED BY: FMV DATE: 09/27/83

SYSTEM: MSIV-LEAKAGE CONTROL SYSTEM

ACCY: SPEC: N/A
DEMON: N/A
REF: N/A

LOCATION: ROOM 407

PLANT ID: HV-40-1F003P

RACK/PANEL: N/A

COMPONENT: MOTOR OPERATOR
ASSOC COMP: VALVE
ASSOC COMP: N/A

MODEL NO.: SMB-000-5
ASSOC M/N: N/A
ASSOC M/N: N/A

ASSOC. DWG: LOC: M-225
P&ID: M-40

MANUFACTU: LIMITORQUE
ASSOC MANF: N/A
ASSOC MANF: N/A

SERIAL NO: N/A
ASSOC S/N: N/A
ASSOC S/N: N/A

SERVICE: MSIV LEAKAGE CONTROL. NORMALLY CLOSED.

P.O. NO: P-114A

FUNCTION: OPENS UPON ACCIDENT SIGNAL TO PROVIDE SUCTION PATH FOR MSIV LEAKAGE CONTROL SYSTEM TO TREAT EXCESS LEAKAGE. REQUIRED FOR LOCA.

SUBMERGENCE: N/A

CHEMICAL SPRAY: N/A

PARAMETER	ENVIRONMENT		DOCUMENTATION REFERENCE		QUALIFICATION	OUTSTANDING ITEMS	INTERFACES:
	SPECIFICATION	QUALIFICATION	SPECIFICATION	QUALIFICATION	METHOD		LUGS: EQRR 171 CABLE: EQRR 22
OPERATING TIME	180 DAYS	180 DAYS	78	58,55,612	TEST & ANAL.		
TEMPERATURE (F)	120	340	85	58,55	TEST		MAINTENANCE REQUIREMENTS: REF. 130, PARA. 5.0 AND APPENDIX B.
PRESSURE (PSIA)	14.7	119.7	85	58,55	TEST		
RELATIVE HUMIDITY (%)	70	100	85	58,55	TEST		
RADIATION	5.91 E6	2.04 E8	85	58,55	TEST		REMARKS:
AGING	40 YRS.	40 YRS.	N/A	58,55,614	TEST & ANAL.		

DEFICIENCY RESOLUTION:

PREPARED BY: RDC DATE: 09/27/83 REVISION DATE: 09/27/83

FACILITY: LGS UNIT: 1 DOCKET: 50-352 EQRR: 123

REVIEWED BY: FMV DATE: 09/27/83

SYSTEM: MSIV-LEAKAGE CONTROL SYSTEM

ACCY: SPEC: N/A
DEMON: N/A
REF: N/A

LOCATION: ROOM 407

PLANT ID: HV-40-1F006

RACK/PANEL: N/A

COMPONENT: MOTOR OPERATOR
ASSOC COMP: VALVE
ASSOC COMP: N/A

MODEL NO.: SMB-000-5
ASSOC M/N: N/A
ASSOC M/N: N/A

ASSOC. DWG: LOC: M-225
P&ID: M-40

MANUFACTU: LIMITORQUE
ASSOC MANF: N/A
ASSOC MANF: N/A

SERIAL NO: N/A
ASSOC S/N: N/A
ASSOC S/N: N/A

SERVICE: MSIV LEAKAGE CONTROL. NORMALLY CLOSED.

P.O. NO: P-114A

FUNCTION: OPENS UPON ACCIDENT SIGNAL TO PROVIDE SUCTION PATH FOR MSIV LEAKAGE CONTROL SYSTEM TO TREAT EXCESS LEAKAGE. REQUIRED FOR LOCA.

SUBMERGENCE: N/A

CHEMICAL SPRAY: N/A

PARAMETER	ENVIRONMENT		DOCUMENTATION REFERENCE		QUALIFICATION	OUTSTANDING ITEMS	INTERFACES:
	SPECIFICATION	QUALIFICATION	SPECIFICATION	QUALIFICATION	METHOD		LUGS: EQRR 171 CABLE: EQRR 22
OPERATING TIME	180 DAYS	180 DAYS	78	58,55,612	TEST & ANAL.		
TEMPERATURE (F)	120	340	85	58,55	TEST		MAINTENANCE REQUIREMENTS: REF. 130, PARA. 5.0 AND APPENDIX B.
PRESSURE (PSIA)	14.7	119.7	85	58,55	TEST		
RELATIVE HUMIDITY (%)	90	100	85	58,55	TEST		
RADIATION	5.91 E6	2.04 E8	85	58,55	TEST		REMARKS:
AGING	40 YRS.	40 YRS.	N/A	58,55,614	TEST & ANAL.		

DEFICIENCY RESOLUTION:

PREPARED BY: RDC DATE: 09/27/83 REVISION DATE: 09/27/83

FACILITY: LGS UNIT: 1 DOCKET: 50-352 EQRR: 123

REVIEWED BY: FMV DATE: 10/03/83

SYSTEM: MSIV-LEAKAGE CONTROL SYSTEM ACCY:SPEC: N/A LOCATION: ROOM 407
DEMON: N/A
PLANT ID: HV-40-1F007 REF: N/A RACK/PANEL: N/A

COMPONENT: MOTOR OPERATOR MODEL NO.: SMB-000-5
ASSOC COMP: VALVE ASSOC M/N: N/A ASSOC. DWG: LOC: M-225
ASSOC COMP: N/A ASSOC M/N: N/A P&ID: M-40

MANUFACTU: LIMITORQUE SERIAL NO: N/A
ASSOC MANF: N/A ASSOC S/N: N/A
ASSOC MANF: N/A ASSOC S/N: N/A

SERVICE: MSIV LEAKAGE CONTROL. NORMALLY CLOSED.
P.O. NO: P-114A

FUNCTION: OPENS UPON ACCIDENT SIGNAL TO PROVIDE SUCTION PATH FOR MSIV LEAKAGE CONTROL SYSTEM TO TREAT EXCESS LEAKAGE. REQUIRED FOR LOCA.
SUBMERGENCE: N/A

CHEMICAL SPRAY: N/A

PARAMETER	ENVIRONMENT		DOCUMENTATION REFERENCE		QUALIFICATION	OUTSTANDING ITEMS	INTERFACES: LUGS: EQRR 171 CABLE: EQRR 22
	SPECIFICATION	QUALIFICATION	SPECIFICATION	QUALIFICATION	METHOD		
OPERATING TIME	180 DAYS	160 DAYS	78	58,55,612	TEST & ANAL.		
TEMPERATURE (F)	120	340	85	58,55	TEST		MAINTENANCE REQUIREMENTS: REF. 130, PARA. 5.0 AND APPENDIX B.
PRESSURE (PSIA)	14.7	119.7	85	58,55	TEST		
RELATIVE HUMIDITY (%)	90	100	85	58,55	TEST		
RADIATION	5.91 E6	2.04 E8	85	58,55	TEST		REMARKS:
AGING	40 YRS.	40 YRS.	N/A	58,55,614	TEST & ANAL.		

DEFICIENCY RESOLUTION:

PREPARED BY: RDC DATE: 09/27/83 REVISION DATE: 09/27/83

FACILITY: LGS UNIT: 1 DOCKET: 50-352 EQRR: 123

REVIEWED BY: FMV DATE: 09/27/83

SYSTEM: MSIV-LEAKAGE CONTROL SYSTEM

ACCY: SPEC: N/A
DEMON: N/A
REF: N/A

LOCATION: ROOM 407

PLANT ID: HV-40-1F008

RACK/PANEL: N/A

COMPONENT: MOTOR OPERATOR
ASSOC COMP: VALVE
ASSOC COMP: N/A

MODEL NO.: SMB-000-5
ASSOC M/N: N/A
ASSOC M/N: N/A

ASSOC. DWG: LOC: M-225
P&ID: M-40

MANUFACTU: LIMITORQUE
ASSOC MANF: N/A
ASSOC MANF: N/A

SERIAL NO: N/A
ASSOC S/N: N/A
ASSOC S/N: N/A

SERVICE: MSIV LEAKAGE CONTROL. NORMALLY CLOSED.

P.O. NO: P-114A

FUNCTION: OPENS UPON ACCIDENT SIGNAL TO PROVIDE SUCTION PATH FOR MSIV LEAKAGE CONTROL SYSTEM TO TREAT EXCESS LEAKAGE. REQUIRED FOR LOCA.

SUBMERGENCE: N/A

CHEMICAL SPRAY: N/A

PARAMETER	ENVIRONMENT		DOCUMENTATION REFERENCE		QUALIFICATION	OUTSTANDING ITEMS	INTERFACES:
	SPECIFICATION	QUALIFICATION	SPECIFICATION	QUALIFICATION	METHOD		LUGS: EQRR 171 CABLE: EQRR 22
OPERATING TIME	180 DAYS	180 DAYS	78	58,55,612	TEST & ANAL.		
TEMPERATURE (F)	120	340	85	58,55	TEST		MAINTENANCE REQUIREMENTS: REF. 130, PARA. 5.0 AND APPENDIX B.
PRESSURE (PSIA)	14.7	119.7	85	58,55	TEST		
RELATIVE HUMIDITY (%)	90	100	85	58,55	TEST		
RADIATION	5.91 E6	2.04 E8	85	58,55	TEST		REMARKS:
AGING	40 YRS.	40 YRS.	N/A	58,55,614	TEST & ANAL.		

DEFICIENCY RESOLUTION:

PREPARED BY: RDC DATE: 09/27/83 REVISION DATE: 09/27/83

FACILITY: LGS UNIT: 1 DOCKET: 50-352 EQRR: 123

REVIEWED BY: FMV DATE: 09/27/83

SYSTEM: MSIV-LEAKAGE CONTROL SYSTEM

ACCY: SPEC: N/A
DEMON: N/A
REF: N/A

LOCATION: ROOM 407

PLANT ID: HV-40-1F009

RACK/PANEL: N/A

COMPONENT: MOTOR OPERATOR
ASSOC COMP: VALVE
ASSOC COMP: N/A

MODEL NO.: SMB-000-5
ASSOC M/N: N/A
ASSOC M/N: N/A

ASSOC. DWG: LOC: M-225
P&ID: M-40

MANUFACTU: LIMITORQUE
ASSOC MANF: N/A
ASSOC MANF: N/A

SERIAL NO: N/A
ASSOC S/N: N/A
ASSOC S/N: N/A

SERVICE: MSIV LEAKAGE CONTROL. NORMALLY CLOSED.

P.O. NO: P-114A

FUNCTION: OPENS UPON ACCIDENT SIGNAL TO PROVIDE SUCTION PATH FOR MSIV LEAKAGE CONTROL SYSTEM TO TREAT EXCESS LEAKAGE. REQUIRED FOR LOCA.

SUBMERGENCE: N/A

CHEMICAL SPRAY: N/A

PARAMETER	ENVIRONMENT		DOCUMENTATION REFERENCE		QUALIFICATION	OUTSTANDING ITEMS	INTERFACES:
	SPECIFICATION	QUALIFICATION	SPECIFICATION	QUALIFICATION	METHOD		LUGS: EQRR 171 CABLE: EQRR 22
OPERATING TIME	180 DAYS	180 DAYS	78	58,55,612	TEST & ANAL.		
TEMPERATURE (F)	120	340	85	58,55	TEST		MAINTENANCE REQUIREMENTS: REF. 130, PARA. 5.0 AND APPENDIX B.
PRESSURE (PSIA)	14.7	119.7	85	58,55	TEST		
RELATIVE HUMIDITY (%)	90	100	85	58,55	TEST		
RADIATION	5.91 E6	2.04 E8	85	58,55	TEST		REMARKS:
AGING	40 YRS.	40 YRS.	N/A	58,55,614	TEST & ANAL.		

DEFICIENCY RESOLUTION:

PREPARED BY: DJT DATE: 03/13/84 REVISION DATE: 04/12/84

FACILITY: LGS UNIT: 1 DOCKET: 50-352 EQRR: P109

REVIEWED BY: WJB DATE: 04/12/84

SYSTEM: MSIV-LEAKAGE CONTROL SYSTEM

ACCY: SPEC: +/-3 IN W/TU
DEMON: +/- 0.42% FS
REF: 800

LOCATION: ROOM 402

PLANT ID: PDT-40-1N054

RACK/PANEL: LOC-000

COMPONENT: DIFFERENTIAL PRESSURE TRANSMITTER

MODEL NO.: 1151DP4A22M8GE2

ASSOC COMP: N/A

ASSOC M/N: N/A

ASSOC. DWG: LOC: M-0714
P&ID: M-40
PPD: 163C1560P412203

ASSOC COMP: N/A

ASSOC M/N: N/A

MANUFACTU: ROSEMOUNT

SERIAL NO: 54549

ASSOC MANF: N/A

ASSOC S/N: N/A

G.E.EL.: 851E708TN,SHT.8
GEK: VOL. V, PART 2
CCP: 28,121
MPL: E32

ASSOC MANF: N/A

ASSOC S/N: N/A

SERVICE: MSIV-LCS.

P.O. NO: M-001

FUNCTION: TRANSMITS DP ACROSS VALVE 1F012 TO PDIS-40-1N654
FOR SYSTEM CONTROL, POST-LOCA.

SUBMERGENCE: N/A

CHEMICAL SPRAY: N/A

PARAMETER	ENVIRONMENT		DOCUMENTATION REFERENCE		QUALIFICATION	OUTSTANDING ITEMS	INTERFACES:
	SPECIFICATION	QUALIFICATION	SPECIFICATION	QUALIFICATION	METHOD		
OPERATING TIME	180 DAYS	180 DAYS	78	800	ANALYSIS		
TEMPERATURE (F)	120	212	85	800	TEST		MAINTENANCE REQUIREMENTS: REF. 800; SECT. 4
PRESSURE (PSIA)	14.7	14.7	85	800	TEST		
RELATIVE HUMIDITY (%)	90	100	85	800	TEST		
RADIATION	8.95 E5	2.00 E6	85 (TABLE 2)	800	TEST		REMARKS:
AGING	40 YRS.	9 YRS.	N/A	800	ANALYSIS		

DEFICIENCY RESOLUTION:

NOTE1: AN ANALYSIS WILL BE PERFORMED BY 3/1/84.

PREPARED BY: DJT DATE: 03/06/84 REVISION DATE: 03/06/84

FACILITY: LGS UNIT: 1 DOCKET: 50-352 EQRR: P101

REVIEWED BY: WJB DATE: 04/12/84

SYSTEM: MSIV-LEAKAGE CONTROL SYSTEM

ACCY: SPEC: +/-2 PSI W/TU
DEMON: +/- 0.42% FS
REF: 800

LOCATION: ROOM 402

PLANT ID: PT-40-1N050

RACK/PANEL: 10C027

COMPONENT: PRESSURE TRANSMITTER
ASSOC COMP: N/A
ASSOC COMP: N/A

MODEL NO.: 1151GP6A22MBGE3
ASSOC M/N: N/A
ASSOC M/N: N/A

ASSOC. DWG: LOC: M-0726
P&ID: M-40
PFD: 163C1564P612203
G.E. EL.: 851E708TN, SHT.8
GEK: VOL.V., PART 2
CCP: 28,133
MPL: E32

MANUFACTU: ROSEMOUNT
ASSOC MANF: N/A
ASSOC MANF: N/A

SERIAL NO: 54598
ASSOC S/N: N/A
ASSOC S/N: N/A

SERVICE: MSIV-LCS.

P.O. NO: M-001

FUNCTION: TRANSMITS RPV PRESSURE SIGNAL TO PIS-40-1N650 FOR PERMISSIVE SYSTEM INITIATION, POST-LOCA.

SUBMERGENCE: N/A

CHEMICAL SPRAY: N/A

PARAMETER	ENVIRONMENT		DOCUMENTATION REFERENCE		QUALIFICATION	OUTSTANDING ITEMS	INTERFACES:
	SPECIFICATION	QUALIFICATION	SPECIFICATION	QUALIFICATION	METHOD		
OPERATING TIME	1 HR.	27 HRS.	78	800	TEST		
TEMPERATURE (F)	115	212	85	800	TEST		MAINTENANCE REQUIREMENTS: REF. 800; SECT. 4.
PRESSURE (PSIA)	14.7	14.7	85	800	TEST		
RELATIVE HUMIDITY (%)	90	100	85	800	TEST		
RADIATION	1.35 E5	2.00 E6	85	800	TEST		REMARKS:
AGING	40 YRS.	9 YRS.	N/A	800	ANALYSIS		

DEFICIENCY RESOLUTION:

PREPARED BY: FMV DATE: 03/08/84 REVISION DATE: 03/08/84

FACILITY: LGS UNIT: 1 DOCKET: 50-352 EQRR: 1

REVIEWED BY: WJB DATE: 03/08/84

SYSTEM: MSIV-LEAKAGE CONTROL SYSTEM

ACCY: SPEC: +-0.5% OF SPAN
DEMON: +-0.11% OF SPAN
REF: 114;REP10826,SEC8.1,TBL3

LOCATION: ROOM 402

PLANT ID: PT-40-1N051B

RACK/PANEL: 10C074

COMPONENT: PRESSURE TRANSMITTER

MODEL NO.: 1153 SERIES B

ASSOC COMP: N/A

ASSOC M/N: N/A

ASSOC. DWG: LOC: M-0714

ASSOC COMP: N/A

ASSOC M/N: N/A

P&ID: M-40

MANUFACTU: ROSEMOUNT

SERIAL NO: N/A

G.E. EL.: 851E708TN, SHT.8

ASSOC MANF: N/A

ASSOC S/N: N/A

GEK: VOL.V, PART 2

ASSOC MANF: N/A

ASSOC S/N: N/A

CCP: 28,134

MPL: E32

SERVICE: MSIV-LCS (A).

P.O. NO: M-206

FUNCTION: TRANSMITS STEAM LINE PRESSURE SIGNAL TO PIS-40-1N651B FOR SYSTEM VALVE CONTROL, POST-LOCA.

SUBMERGENCE: N/A

CHEMICAL SPRAY: N/A

PARAMETER	ENVIRONMENT		DOCUMENTATION REFERENCE		QUALIFICATION	OUTSTANDING ITEMS	INTERFACES:
	SPECIFICATION	QUALIFICATION	SPECIFICATION	QUALIFICATION	METHOD		CABLE: EQRR 22
OPERATING TIME	180 DAYS	180 DAYS	78	114	TEST & ANAL.		
TEMPERATURE (F)	120	318	85	114	TEST		MAINTENANCE REQUIREMENTS: REFERENCE 540,114
PRESSURE (PSIA)	14.7	67.7	85	114	TEST		
RELATIVE HUMIDITY (%)	90	100	85	114	TEST		
RADIATION	4.19 E6	2.44 E7	85	114	TEST		REMARKS:
AGING	40 YRS.	20 YRS.	N/A	114	TEST & ANAL.		

DEFICIENCY RESOLUTION:

PREPARED BY: FMV DATE: 03/08/84 REVISION DATE: 03/08/84

FACILITY: LGS UNIT: 1 DOCKET: 50-352 EQRR: 1

REVIEWED BY: WJB DATE: 03/08/84

SYSTEM: MSIV-LEAKAGE CONTROL SYSTEM

ACCY: SPEC: +-0.5% OF SPAN
DEMON: +-0.11% OF SPAN
REF: 114;REP10826,SEC8.1.TBL3

LOCATION: ROOM 402

PLANT ID: PT-40-1N051F

RACK/PANEL: 10C074

COMPONENT: PRESSURE TRANSMITTER
ASSOC COMP: N/A
ASSOC COMP: N/A

MODEL NO.: 1153 SERIES B
ASSOC M/N: N/A
ASSOC M/N: N/A

ASSOC. DWG: LOC: M-0714
P&ID: M-40

MANUFACTU: ROSEMOUNT
ASSOC MANF: N/A
ASSOC MANF: N/A

SERIAL NO: N/A
ASSOC S/N: N/A
ASSOC S/N: N/A

G.E. EL.: 851E708TN, SHT.8
GEK: VOL.V, PART2
CCP: 28,134
MPL: E32

SERVICE: MSIV-LCS (B).

P.O. NO: M-206

FUNCTION: TRANSMITS STEAM LINE PRESSURE SIGNAL TO PIS-40-1N651F FOR SYSTEM VALVE CONTROL, POST-LOCA.

SUBMERGENCE: N/A

CHEMICAL SPRAY: N/A

PARAMETER	ENVIRONMENT		DOCUMENTATION REFERENCE		QUALIFICATION	OUTSTANDING ITEMS	INTERFACES:
	SPECIFICATION	QUALIFICATION	SPECIFICATION	QUALIFICATION	METHOD		CABLE: EQRR 22
OPERATING TIME	180 DAYS	180 DAYS	78	114	TEST & ANAL.		
TEMPERATURE (F)	120	318	85	114	TEST		MAINTENANCE REQUIREMENTS: REFERENCE 540,114
PRESSURE (PSIA)	14.7	87.7	85	114	TEST		
RELATIVE HUMIDITY (%)	90	100	85	114	TEST		
RADIATION	4.19 E6	2.44 E7	85	114	TEST		REMARKS:
AGING	40 YRS.	20 YRS.	N/A	114,604	TEST & ANAL.		

DEFICIENCY RESOLUTION:

PREPARED BY: FMV DATE: 03/08/84 REVISION DATE: 03/08/84

FACILITY: LGS UNIT: 1 DOCKET: 50-352 EQRR: 1

REVIEWED BY: WJB DATE: 03/08/84

SYSTEM: MSIV-LEAKAGE CONTROL SYSTEM

ACCY: SPEC: +/- .5% SPAN
DEMON: +/- .11% SPAN
REF: 114;REP10826,SEC8.1,TBL3

LOCATION: ROOM 402

PLANT ID: PT-40-1N051K

RACK/PANEL: 10C074

COMPONENT: PRESSURE TRANSMITTER
ASSOC COMP: N/A
ASSOC COMP: N/A

MODEL NO.: 1153 SERIES B
ASSOC M/N: N/A
ASSOC M/N: N/A

ASSOC. DWG: LOC: M-0714
P&ID: M-40

MANUFACTU: ROSEMOUNT
ASSOC MANF: N/A
ASSOC MANF: N/A

SERIAL NO: N/A
ASSOC S/N: N/A
ASSOC S/N: N/A

G.E. EL.: 851E708TN, SHT.8
GEK: VOL.V, PART 2
CCP: 28,134
MPL: E32

SERVICE: MSIV-LCS (C).

P.O. NO: M-206

FUNCTION: TRANSMITS STEAM LINE PRESSURE SIGNAL TO PIS-40-1N651K FOR SYSTEM CONTROL, POST-LOCA.

SUBMERGENCE: N/A

CHEMICAL SPRAY: N/A

PARAMETER	ENVIRONMENT		DOCUMENTATION REFERENCE		QUALIFICATION	OUTSTANDING ITEMS	INTERFACES:
	SPECIFICATION	QUALIFICATION	SPECIFICATION	QUALIFICATION	METHOD		CABLE: EQRR 22
OPERATING TIME	180 DAYS	180 DAYS	78	114	TEST & ANAL.		
TEMPERATURE (F)	120	318	85	114	TEST		MAINTENANCE REQUIREMENTS: REFERENCE 540,114
PRESSURE (PSIA)	14.7	87.7	85	114	TEST		
RELATIVE HUMIDITY (%)	90	100	85	114	TEST		
RADIATION	4.19 E6	2.44 E7	85	TEST	TEST		REMARKS:
AGING	40 YRS.	20 YRS.	N/A	114,604	TEST & ANAL.		

DEFICIENCY RESOLUTION:

PREPARED BY: FMV DATE: 03/08/84 REVISION DATE: 03/08/84

FACILITY: LGS UNIT: 1 DOCKET: 50-352 EQRR: 1

REVIEWED BY: WJB DATE: 03/08/84

SYSTEM: MSIV-LEAKAGE CONTROL SYSTEM

ACCY: SPEC: +-0.5% OF SPAN
DEMON: +-0.11% OF SPAN
REF: 114;REP10826,SEC8.1,TBL3

LOCATION: ROOM 402

PLANT ID: PT-40-1N051P

RACK/PANEL: 10C074

COMPONENT: PRESSURE TRANSMITTER

MODEL NO.: 1153 SERIES B

ASSOC COMP: N/A

ASSOC M/N: N/A

ASSOC. DWG: LOC: M-0714

ASSOC COMP: N/A

ASSOC M/N: N/A

P&ID: M-40

MANUFACTU: ROSEMOUNT

SERIAL NO: N/A

G.E. EL.: 851E708TN, SHT.8

ASSOC MANF: N/A

ASSOC S/N: N/A

GEK: VOL.V, PART 2

ASSOC MANF: N/A

ASSOC S/N: N/A

CCP: 28,134

MPL: E32

SERVICE: MSIV-LCS (D).

P.O. NO: M-206

FUNCTION: TRANSMITS STEAM LINE PRESSURE SIGNAL TO PIS-40-1N651P FOR SYSTEM CONTROL, POST-LOCA.

SUBMERGENCE: N/A

CHEMICAL SPRAY: N/A

PARAMETER	ENVIRONMENT		DOCUMENTATION REFERENCE		QUALIFICATION	OUTSTANDING ITEMS	INTERFACES: CABLE: EQRR 22
	SPECIFICATION	QUALIFICATION	SPECIFICATION	QUALIFICATION	METHOD		
OPERATING TIME	180 DAYS	180 DAYS	78	114	TEST & ANAL.		
TEMPERATURE (F)	120	318	85	114	TEST		MAINTENANCE REQUIREMENTS: REFERENCE 540,114
PRESSURE (PSIA)	14.7	87.7	85	114	TEST		
RELATIVE HUMIDITY (%)	90	100	85	114	TEST		
RADIATION	4.19 E6	2.44 E7	85	114	TEST		REMARKS:
AGING	40 YRS.	20 YRS.	N/A	114,604	TEST & ANAL.		

DEFICIENCY RESOLUTION:

PREPARED BY: DJT DATE: 03/13/84 REVISION DATE: 03/13/84

FACILITY: LGS UNIT: 1 DOCKET: 50-352 EQRR: P102

REVIEWED BY: DATE: 04/12/84

SYSTEM: MSIV-LEAKAGE CONTROL SYSTEM

ACCY: SPEC: +/-2 PSI N/TU
DEMON: +/- 0.42% FS
REF: 800

LOCATION: ROOM 402

PLANT ID: PT-40-1N055

RACK/PANEL: 10C073

COMPONENT: PRESSURE TRANSMITTER

MODEL NO.: 1151

ASSOC COMP: N/A

ASSOC M/N: N/A

ASSOC. DWG: LOC: M-0714

ASSOC COMP: N/A

ASSOC M/N: N/A

P&ID: M-40

P&D: 163C1564P612203

MANUFACTU: ROSEMOUNT

SERIAL NO:

G.E. EL.: 851E708TN, SHT. 8

ASSOC MANF: N/A

ASSOC S/N: N/A

GEK: VOL. V, PART 2

ASSOC MANF: N/A

ASSOC S/N: N/A

CCP: 28,135

MPL: E32

SERVICE: MSIV-LCS.

P.O. NO: M-001

FUNCTION: TRANSMITS STEAM LINE PRESSURE SIGNAL FROM DOWNSTREAM OF HV-41-1F028A,B,C, AND D TO PIS-40-1N655 FOR SYSTEM CONTROL, POST-LOCA.

SUBMERGENCE: N/A

CHEMICAL SPRAY: N/A

PARAMETER	ENVIRONMENT		DOCUMENTATION REFERENCE		QUALIFICATION	OUTSTANDING ITEMS	INTERFACES:
	SPECIFICATION	QUALIFICATION	SPECIFICATION	QUALIFICATION	METHOD		
OPERATING TIME	180 DAYS	180 DAYS	78	800	ANALYSIS		
TEMPERATURE (F)	120	212	85	800	TEST		MAINTENANCE REQUIREMENTS: REF. 800; SECT. 4.
PRESSURE (PSIA)	14.7	14.7	85	800	TEST		
RELATIVE HUMIDITY (%)	90	100	85	800	TEST		
RADIATION	6.34 E5	2.00 E6	800	800	TEST		REMARKS:
AGING	40 YRS.	9 YRS.	N/A	800	ANALYSIS		

DEFICIENCY RESOLUTION:

PREPARED BY: FMV DATE: 03/08/84 REVISION DATE: 03/08/84

FACILITY: LGS UNIT: 1 DOCKET: 50-352 EQRR: 1

REVIEWED BY: WJB DATE: 03/08/84

SYSTEM: MSIV-LEAKAGE CONTROL SYSTEM

PLANT ID: PT-40-1N056

COMPONENT: PRESSURE TRANSMITTER
ASSOC COMP: N/A
ASSOC COMP: N/A

MANUFACTU: ROSEMOUNT
ASSOC MANF: N/A
ASSOC MANF: N/A

SERVICE: MSIV-LVS.

FUNCTION: TRANSMITS STEAM LINE PRESSURE SIGNAL FROM DOWNSTREAM OF OUTSIDE MSIV TO PIS-40-1N656 FOR SYSTEM CONTROL, POST-LOCA.

ACCY: SPEC: +-0.5% CAL. SPAN
DENOM: +-0.23% CAL. SPAN
REF: 151, SEC. III-28

MODEL NO.: 1153D
ASSOC M/N: N/A
ASSOC M/N: N/A

SERIAL NO: 55952
ASSOC S/N: N/A
ASSOC S/N: N/A

LOCATION: ROOM 402

RACK/PANEL: 10C073

ASSOC. DWG: LOC: M-0714
P&ID: M-40
PPD: 163C1558P512203
G.E. EL.: 851E708TN, SHT. 8
GEK: VOL. V, PART 2
CCP: 28,135
MPL: E32

P.O. NO: M-206

SUBMERGENCE: N/A

CHEMICAL SPRAY: N/A

PARAMETER	ENVIRONMENT		DOCUMENTATION REFERENCE		QUALIFICATION	OUTSTANDING ITEMS	INTERFACES:
	SPECIFICATION	QUALIFICATION	SPECIFICATION	QUALIFICATION	METHOD		
OPERATING TIME	180 DAYS	365 DAYS	1	151	TEST & ANAL.		
TEMPERATURE (F)	164	350	1	151	TEST		MAINTENANCE REQUIREMENTS: REFERENCE 540,114
PRESSURE (PSIA)	14.7	99.7	1	151	TEST		
RELATIVE HUMIDITY (%)	100	100	1	151	TEST		
RADIATION	4.18 E6	5.19 E7	1	151	TEST		REMARKS:
AGING	40 YRS.	20 YRS.	N/A	800	TEST		

DEFICIENCY RESOLUTION:

PREPARED BY: DJT DATE: 03/06/84 REVISION DATE: 03/06/84

FACILITY: LGS UNIT: 1 DOCKET: 50-352 EQRR: P103

REVIEWED BY: WJB DATE: 04/12/84

SYSTEM: MSIV-LEAKAGE CONTROL SYSTEM

ACCY: SPEC: +/-2 PSI W/TU
DEMON: +/- 0.42% FS
REF: 800

LOCATION: ROOM 402

PLANT ID: PT-40-1N058

RACK/PANEL: 10C004

COMPONENT: PRESSURE TRANSMITTER
ASSOC COMP: N/A
ASSOC COMP: N/A

MODEL NO.: 1151GP6A22MBGE3
ASSOC M/N: N/A
ASSOC M/N: N/A

ASSOC. DWG: LOC: M-0708
P&ID: M-40
PPD: 163C1564P612203
GEK: VOL V, PART 2
CCP: 28,136
MPL: E32

MANUFACTU: ROSEMOUNT
ASSOC MANF: N/A
ASSOC MANF: N/A

SERIAL NO: 48847
ASSOC S/N: N/A
ASSOC S/N: N/A

SERVICE: MSIV-LCS.

P.O. NO: M-001

FUNCTION: TRANSMITS RPV PRESSURE SIGNAL TO PIS-40-1N658 FOR PERMISSIVE SYSTEM INITIATION, POST-LOCA.

SUBMERGENCE: N/A

CHEMICAL SPRAY: N/A

PARAMETER	ENVIRONMENT		DOCUMENTATION REFERENCE		QUALIFICATION	OUTSTANDING ITEMS	INTERFACES:
	SPECIFICATION	QUALIFICATION	SPECIFICATION	QUALIFICATION	METHOD		
OPERATING TIME	1 HR.	27 HRS.	78	800	TEST		
TEMPERATURE (F)	115	212	85	800	TEST		MAINTENANCE REQUIREMENTS: REF. 800; SECT. 4.
PRESSURE (PSIA)	14.7	14.7	85	800	TEST		
RELATIVE HUMIDITY (%)	90	100	85	800	TEST		
RADIATION	1.35 E5	2.00 E6	85	800	TEST		REMARKS:
AGING	40 YRS.	9 YRS.	N/A	800	ANALYSIS		

DEFICIENCY RESOLUTION:

PREPARED BY: DJT DATE: 03/06/84 REVISION DATE: 03/06/84

FACILITY: LGS UNIT: 1 DOCKET: 50-352 EQRR: P104

REVIEWED BY: WJB DATE: 04/12/84

SYSTEM: MSIV-LEAKAGE CONTROL SYSTEM

ACCY: SPEC: +/-2 PSI W/TU
DEMON: +/- 0.42% FS
REF: 800

LOCATION: ROOM 402

PLANT ID: PT-40-1N060

RACK/PANEL: 10C027

COMPONENT: PRESSURE TRANSMITTER
ASSOC COMP: N/A
ASSOC COMP: N/A

MODEL NO.: 1151GP6A22M8QE3
ASSOC M/N: N/A
ASSOC M/N: N/A

ASSOC. DWG: LOC: M-0726
P&ID: M-40
PFD: 163C1564P612203
G.E. EL.: 851E707TN, SHT. 8
GEK: VOL. V, PART 2
CCP: 28,133
MPL: E32

MANUFACTU: ROSEMOUNT
ASSOC MANF: N/A
ASSOC MANF: N/A

SERIAL NO: 48601
ASSOC S/N: N/A
ASSOC S/N: N/A

SERVICE: MSIV-LCS.

P.O. NO: M-001

FUNCTION: TRANSMITS RPV PRESSURE SIGNAL TO PIS-40-1N660 FOR PERMISSIVE SYSTEM INITIATION, POST-LOCA.

SUBMERGENCE: N/A

CHEMICAL SPRAY: N/A

PARAMETER	ENVIRONMENT		DOCUMENTATION REFERENCE		QUALIFICATION	OUTSTANDING ITEMS	INTERFACES:
	SPECIFICATION	QUALIFICATION	SPECIFICATION	QUALIFICATION	METHOD		
OPERATING TIME	1 HR.	27 HRS.	78	800	TEST		
TEMPERATURE (F)	115	212	85	800	TEST		MAINTENANCE REQUIREMENTS: REF. 800; SECT. 4.
PRESSURE (PSIA)	14.7	14.7	85	800	TEST		
RELATIVE HUMIDITY (%)	90	100	85	800	TEST		
RADIATION	1.35 E5	2.00 E6	85	800	TEST		REMARKS:
AGING	40 YRS.	9 YRS.	N/A	800	ANALYSIS		

DEFICIENCY RESOLUTION:

PREPARED BY: DJT DATE: 03/13/84 REVISION DATE: 03/13/84

FACILITY: LGS UNIT: 1 DOCKET: 50-352 EQRR: P111

REVIEWED BY: WJB DATE: 04/12/84

SYSTEM: MSIV-LEAKAGE CONTROL SYSTEM

ACCY: SPEC: +/-2 PSI W/TU
DEMON: +/- 0.42% FS
REF: 800

LOCATION: ROOM 402

PLANT ID: PT-40-1N061B

RACK/PANEL: 10C074

COMPONENT: PRESSURE TRANSMITTER
ASSOC COMP: N/A
ASSOC COMP: N/A

MODEL NO.: 1151GP6A22T0003PB
ASSOC M/N: N/A
ASSOC M/N: N/A

ASSOC. DWG: LOC: M-0714
P&ID: M-40
PPD: 163C1564P612203
G.E. EL.: 851E708TN, SHT.8
GEK: VOL.V, PART 2
CCP: 28,137
MPL: E32

MANUFACTU: ROSEMOUNT
ASSOC MANF: N/A
ASSOC MANF: N/A

SERIAL NO: 101989
ASSOC S/N: N/A
ASSOC S/N: N/A

SERVICE: MSIV-LCS (A).

P.O. NO: M-001

FUNCTION: TRANSMITS STEAM LINE PRESSURE SIGNAL TO PIS-40-1N661B FOR SYSTEM CONTROL, POST-LOCA.

SUBMERGENCE: N/A

CHEMICAL SPRAY: N/A

PARAMETER	ENVIRONMENT		DOCUMENTATION REFERENCE		QUALIFICATION	OUTSTANDING ITEMS	INTERFACES:
	SPECIFICATION	QUALIFICATION	SPECIFICATION	QUALIFICATION	METHOD		
OPERATING TIME	180 DAYS	180 DAYS	78	800	ANALYSIS		
TEMPERATURE (F)	120	212	85	800	TEST		MAINTENANCE REQUIREMENTS: REF. 800; SECT. 4.
PRESSURE (PSIA)	14.7	14.7	85	800	TEST		
RELATIVE HUMIDITY (%)	90	100	85	800	TEST		
RADIATION	4.49 E5	2.00 E6	800	800	TEST		REMARKS:
AGING	40 YRS.	9 YRS.	N/A	800	ANALYSIS		

DEFICIENCY RESOLUTION:

PREPARED BY: DJT DATE: 03/13/84 REVISION DATE: 03/13/84

FACILITY: LGS UNIT: 1 DOCKET: 50-352 EQRR: P112

REVIEWED BY: WJB DATE: 04/12/84

SYSTEM: MSIV-LEAKAGE CONTROL SYSTEM

ACCY: SPEC: +/-2 PSI W/TU
DEMON: +/- 0.42% FS
REF: 800

LOCATION: ROOM 402

PLANT ID: PT-40-1N061F

RACK/PANEL: 10C074

COMPONENT: PRESSURE TRANSMITTER
ASSOC COMP: N/A
ASSOC COMP: N/A

MODEL NO.: 1151GP6A22T0003PB
ASSOC M/N: N/A
ASSOC M/N: N/A

ASSOC. DWG: LOC: M-0714
P&ID: M-40
PPD: 163C1564P612203
G.E.EL.: 851E708TN,SHT.8
GEK: VOL. V, PART 2
CCP: 28,137
MPL: E32

MANUFACTU: ROSEMOUNT
ASSOC MANF: N/A
ASSOC MANF: N/A

SERIAL NO: 101985
ASSOC S/N: N/A
ASSOC S/N: N/A

SERVICE: MSIV-LCS (B).

P.O. NO: M-001

FUNCTION: TRANSMITS STEAM LINE PRESSURE SIGNAL TO PIS-40-1N661F FOR SYSTEM CONTROL, POST-LOCA.

SUBMERGENCE: N/A

CHEMICAL SPRAY: N/A

PARAMETER	ENVIRONMENT		DOCUMENTATION REFERENCE		QUALIFICATION	OUTSTANDING ITEMS	INTERFACES:
	SPECIFICATION	QUALIFICATION	SPECIFICATION	QUALIFICATION	METHOD		
OPERATING TIME	180 DAYS	180 DAYS	78	800	ANALYSIS		
TEMPERATURE (F)	120	212	85	800	TEST		MAINTENANCE REQUIREMENTS: REF. 800; SECT. 4.
PRESSURE (PSIA)	14.7	14.7	85	800	TEST		
RELATIVE HUMIDITY (%)	90	100	85	800	TEST		
RADIATION	4.49 E5	2.00 E6	800	800	TEST		REMARKS:
AGING	40 YRS.	9 YRS.	N/A	800	ANALYSIS		

DEFICIENCY RESOLUTION:

PREPARED BY: DJT DATE: 03/13/84 REVISION DATE: 03/13/84

FACILITY: LGS UNIT: 1 DOCKET: 50-352 EQRR: P150

REVIEWED BY: WJB DATE: 04/12/84

SYSTEM: MSIV-LEAKAGE CONTROL SYSTEM

PLANT ID: PT-40-1N061K

ACCY: SPEC: NOTE 1
DEMON: +/- 0.42% FS
REF: 800

LOCATION: ROOM 402

RACK/PANEL: 10C074

COMPONENT: PRESSURE TRANSMITTER
ASSOC COMP: N/A
ASSOC COMP: N/A

MODEL NO.: 1151GPA22T0003FB
ASSOC M/N: N/A
ASSOC M/N: N/A

ASSOC. DWG: LOC: M-0714
P&ID: M-40
PFD: 163C1564P612203
G.E.EL.: 851E708TN,SHT.8
GEK: VOL. V, PART 2
CCP: 28,137
MPL: E32

MANUFACTU: ROSEMOUNT
ASSOC MANF: N/A
ASSOC MANF: N/A

SERIAL NO: 86857
ASSOC S/N: N/A
ASSOC S/N: N/A

SERVICE: MSIV-LCS (C).

P.O. NO: M-001

FUNCTION: TRANSMITS STEAM LINE PRESSURE SIGNAL TO PIS-40-1N661K FOR SYSTEM VALVE CONTROL, LOCA.

SUBMERGENCE: N/A

CHEMICAL SPRAY: N/A

PARAMETER	ENVIRONMENT		DOCUMENTATION REFERENCE		QUALIFICATION	OUTSTANDING ITEMS	INTERFACES:
	SPECIFICATION	QUALIFICATION	SPECIFICATION	QUALIFICATION	METHOD		
OPERATING TIME	180 DAYS	180 DAYS	78	800	ANALYSIS		
TEMPERATURE (F)	120	212	85	800	TEST		MAINTENANCE REQUIREMENTS: REF. 800; SECT. 4.
PRESSURE (PSIA)	14.7	14.7	85	800	TEST		
RELATIVE HUMIDITY (%)	90	100	85	800	TEST		
RADIATION	4.49 E5	2.00 E6	85	800	TEST		REMARKS:
AGING	40 YRS.	9 YRS.	N/A	800	ANALYSIS		

DEFICIENCY RESOLUTION: NOTE 1: INST. ACC'Y WILL BE SUPPLIED BY 6/1/84.

PREPARED BY: DJT DATE: 03/13/84 REVISION DATE: 03/13/84

FACILITY: LGS UNIT: 1 DOCKET: 50-352 EQRR: P113

REVIEWED BY: WJB DATE: 04/12/84

SYSTEM: MSIV-LEAKAGE CONTROL SYSTEM

ACCY: SPEC: +/-2 PSI W/TU
DEMON: +/- 0.42% FS
REF: 800

LOCATION: ROOM 402

PLANT ID: PT-40-1N061P

RACK/PANEL: 10C074

COMPONENT: PRESSURE TRANSMITTER
ASSOC COMP: N/A
ASSOC COMP: N/A

MODEL NO.: 1151GPA22T0003PB
ASSOC M/N: N/A
ASSOC M/N: N/A

ASSOC. DWG: LOC: M-0714
P&ID: M-40
PPD: 163C1564P612203
G.E.EL.: 851E708TN,SHT.8
GEK: VOL. V, PART 2
CCP: 28,137
MPL: E32

MANUFACTU: ROSEMOUNT
ASSOC MANF: N/A
ASSOC MANF: N/A

SERIAL NO: 86859
ASSOC S/N: N/A
ASSOC S/N: N/A

SERVICE: MSIV-LCS (D).

P.O. NO: M-001

FUNCTION: TRANSMITS STEAM LINE PRESSURE SIGNAL TO PIS-40-1N661P FOR SYSTEM CONTROL, POST-LOCA.

SUBMERGENCE: N/A

CHEMICAL SPRAY: N/A

PARAMETER	ENVIRONMENT		DOCUMENTATION REFERENCE		QUALIFICATION	OUTSTANDING ITEMS	INTERFACES:
	SPECIFICATION	QUALIFICATION	SPECIFICATION	QUALIFICATION	METHOD		
OPERATING TIME	180 DAYS	180 DAYS	78	800	ANALYSIS		
TEMPERATURE (F)	120	212	85	800	TEST		MAINTENANCE REQUIREMENTS: REF. 800; SECT. 4.
PRESSURE (PSIA)	14.7	14.7	85	800	TEST		
RELATIVE HUMIDITY (%)	90	100	85	800	TEST		
RADIATION	4.49 E5	2.00 E6	800	800	TEST		REMARKS:
AGING	40 YRS.	9 YRS.	N/A	800	ANALYSIS		

DEFICIENCY RESOLUTION:

PREPARED BY: DJT DATE: 02/08/84 REVISION DATE: 02/08/84

FACILITY: LGS UNIT: 1 DOCKET: 50-352 EQRR: PA02

REVIEWED BY: WJB DATE: 02/10/84

SYSTEM: MSIV-LEAKAGE CONTROL SYSTEM

ACCY: SPEC: N/A
DEMON: N/A
REF: N/A

LOCATION: ROOM 402

PLANT ID: 40-1AK209

RACK/PANEL: LOC-000

COMPONENT: BLOWER MOTOR
ASSOC COMP: N/A
ASSOC COMP: N/A

MODEL NO.: 2CH6-041-1U
ASSOC M/N: 47B518664
ASSOC M/N: N/A

ASSOC. DWG: LOC: M-0221
P&ID: M-40
PFD: 21A3762P1
GEK: VOL. V, PART 2
CCP: 28,50
MPL: E32-C002

MANUFACTU: SEIMEN
ASSOC MANF: GENERAL ELECTRIC COMPANY
ASSOC MANF: N/A

SERIAL NO: BMA0004
ASSOC S/N: N/A
ASSOC S/N: N/A

SERVICE: MSIV-LCS

P.O. NO: M-001

FUNCTION: PROVIDES MOTIVE FORCE FOR 1AK209 TO REMOVE LEAKAGE FROM OUTSIDE MSIV, POST-LOCA.

SUBMERGENCE: N/A

CHEMICAL SPRAY: N/A

PARAMETER	ENVIRONMENT		DOCUMENTATION REFERENCE		QUALIFICATION	OUTSTANDING ITEMS	INTERFACES:
	SPECIFICATION	QUALIFICATION	SPECIFICATION	QUALIFICATION	METHOD		
OPERATING TIME	100 DAYS	100 DAYS	809	809	TEST		
TEMPERATURE (F)	120	150	85	809	TEST		MAINTENANCE REQUIREMENTS: REPLACE NON-METALLICS EVERY 5 YRS.
PRESSURE (PSIA)	14.7	14.7	85	809	TEST		
RELATIVE HUMIDITY (%)	90	97	85	809	TEST		
RADIATION	8.95 E5	5.0 E6	85	809	ANALYSIS		REMARKS:
AGING	40 YRS.	40 YRS.	N/A	809	ANALYSIS		

DEFICIENCY RESOLUTION:

PREPARED BY: DJT DATE: 02/08/84 REVISION DATE: 04/12/84

FACILITY: LGS UNIT: 1 DOCKET: 50-352 EQRR: P901

REVIEWED BY: WJB DATE: 04/12/84

SYSTEM: MSIV-LEAKAGE CONTROL SYSTEM

ACCY: SPEC: N/A
DEMON: N/A
REF: N/A

LOCATION: ROOM 402

PLANT ID: 40-1BE284

RACK/PANEL: LOC-000

COMPONENT: HEATER
ASSOC COMP: N/A
ASSOC COMP: N/A

MODEL NO.: 47D518673
ASSOC M/N: N/A
ASSOC M/N: N/A

ASSOC. DWG: LOC: M-0714
P&ID: M-40
CCP: 28,46

MANUFACTU: GENERAL ELECTRIC COMPANY
ASSOC MANF: N/A
ASSOC MANF: N/A

SERIAL NO: N/A
ASSOC S/N: N/A
ASSOC S/N: N/A

GEK: VOL. V, PART 2
MPL: E32-B001

SERVICE: MSIV-LCS (A).

P.O. NO: M-001

FUNCTION: REMOVES CONDENSATION BEFORE STEAM REACHES BLOWER, POST-LOCA.

SUBMERGENCE: N/A

CHEMICAL SPRAY: N/A

PARAMETER	ENVIRONMENT		DOCUMENTATION REFERENCE		QUALIFICATION	OUTSTANDING ITEMS	INTERFACES:
	SPECIFICATION	QUALIFICATION	SPECIFICATION	QUALIFICATION	METHOD		
OPERATING TIME	100 DAYS	124 DAYS	78	808	TEST		
TEMPERATURE (F)	120	140	85	808	TEST		MAINTENANCE REQUIREMENTS:
PRESSURE (PSIA)	14.7	14.7	85	808	TEST		
RELATIVE HUMIDITY (%)	90	90	85	808	TEST		
RADIATION	8.95 E5	2.0 E7	85 (TABLE 2)	808	ANALYSIS		REMARKS:
AGING	40 YRS.	40 YRS.	N/A	808	ANALYSIS		

DEFICIENCY RESOLUTION:

PREPARED BY: DJT DATE: 02/08/84 REVISION DATE: 02/08/84

FACILITY: LGS UNIT: 1 DOCKET: 50-352 EQRR: PA03

REVIEWED BY: WJB DATE: 02/10/84

SYSTEM: MSIV-LEAKAGE CONTROL SYSTEM

ACCY: SPEC: N/A
DEMON: N/A
REF: N/A

LOCATION: ROOM 402

PLANT ID: 40-1EK209

RACK/PANEL: LOC-000

COMPONENT: BLOWER MOTOR
ASSOC COMP: N/A
ASSOC COMP: N/A

MODEL NO.: 2CH6-041-1U
ASSOC M/N: 478518664
ASSOC M/N: N/A

ASSOC. DWG: LOC: M-0221
P&ID: M-40
PPD: 21A3762P1
GEK: VOL. V, PART 2
CCP: 28,50
MPL: E32-C002

MANUFACTU: SEIMEN
ASSOC MANF: GENERAL ELECTRIC COMPANY
ASSOC MANF: N/A

SERIAL NO: BMA0005
ASSOC S/N: N/A
ASSOC S/N: N/A

SERVICE: MSIV-LCS.

P.O. NO: M-001

FUNCTION: PROVIDES MOTIVE FORCE FOR 1EK209 TO REMOVE LEAKAGE FROM OUTSIDE MSIV, POST-LOCA.

SUBMERGENCE: N/A

CHEMICAL SPRAY: N/A

PARAMETER	ENVIRONMENT		DOCUMENTATION REFERENCE		QUALIFICATION	OUTSTANDING ITEMS	INTERFACES:
	SPECIFICATION	QUALIFICATION	SPECIFICATION	QUALIFICATION	METHOD		
OPERATING TIME	100 DAYS	100 DAYS	809	809	TEST		
TEMPERATURE (F)	120	150	85	809	TEST		MAINTENANCE REQUIREMENTS: REPLACE NON-METALLICS EVERY 5 YRS.
PRESSURE (PSIA)	14.7	14.7	85	809	TEST		
RELATIVE HUMIDITY (%)	90	97	85	809	TEST		
RADIATION	3.95 E5	5.0 E6	85	809	ANALYSIS		REMARKS:
AGING	40 YRS.	40 YRS.	N/A	809	ANALYSIS		

DEFICIENCY RESOLUTION:

PREPARED BY: DJT DATE: 02/08/84 REVISION DATE: 04/12/84

FACILITY: LGS UNIT: 1 DOCKET: 50-352 EQRR: P902

REVIEWED BY: WJB DATE: 04/12/84

SYSTEM: MSIV-LEAKAGE CONTROL SYSTEM

ACCY: SPEC: N/A
DEMON: N/A
REF: N/A

LOCATION: ROOM 402

PLANT ID: 40-1FE284

RACK/PANEL: LOC-000

COMPONENT: HEATER
ASSOC COMP: N/A
ASSOC COMP: N/A

MODEL NO.: 47D518673
ASSOC M/N: N/A
ASSOC M/N: N/A

ASSOC. DWG: LOC: M-0714
P&ID: M-40
CCP: 28,46
GEK: VOL. V, PART 2
MPL: E32-B001

MANUFACTU: GENERAL ELECTRIC COMPANY
ASSOC MANF: N/A
ASSOC MANF: N/A

SERIAL NO: N/A
ASSOC S/N: N/A
ASSOC S/N: N/A

SERVICE: MSIV-LCS (B).

P.O. NO: M-001

FUNCTION: REMOVES CONDENSATION BEFORE STEAM REACHES BLOWER, POST-LOCA.

SUBMERGENCE: N/A

CHEMICAL SPRAY: N/A

PARAMETER	ENVIRONMENT		DOCUMENTATION REFERENCE		QUALIFICATION	OUTSTANDING ITEMS	INTERFACES:
	SPECIFICATION	QUALIFICATION	SPECIFICATION	QUALIFICATION	METHOD		
OPERATING TIME	100 DAYS	124 DAYS	78	808	TEST		
TEMPERATURE (F)	120	140	85	808	TEST		MAINTENANCE REQUIREMENTS:
PRESSURE (PSIA)	14.7	14.7	85	808	TEST		
RELATIVE HUMIDITY (%)	90	90	85	808	TEST		
RADIATION	8.95 E5	2.0 E7	85 (TABLE 2)	808	ANALYSIS		REMARKS:
AGING	40 YRS.	40 YRS.	N/A	808	ANALYSIS		

DEFICIENCY RESOLUTION:

PREPARED BY: DJT DATE: 02/08/84 REVISION DATE: 04/12/84

FACILITY: LGS UNIT: 1 DOCKET: 50-352 EQRR: P903

REVIEWED BY: WJB DATE: 04/12/84

SYSTEM: MSIV-LEAKAGE CONTROL SYSTEM

ACCY: SPEC: N/A
DEMON: N/A
REF: N/A

LOCATION: ROOM 402

PLANT ID: 40-1KE284

RACK/PANEL: LOC-000

COMPONENT: HEATER
ASSOC COMP: N/A
ASSOC COMP: N/A

MODEL NO.: 47D518673
ASSOC M/N: N/A
ASSOC M/N: N/A

ASSOC. DWG: LOC: M-0714
P&ID: M-40
CCP: 28,46

MANUFACTU: GENERAL ELECTRIC COMPANY
ASSOC MANF: N/A
ASSOC MANF: N/A

SERIAL NO: N/A
ASSOC S/N: N/A
ASSOC S/N: N/A

GEK: VOL. V, PART 2
MPL: E32-B001

SERVICE: MSIV-LCS (C).

P.O. NO: M-001

FUNCTION: REMOVES CONDENSATION BEFORE STEAM REACHES BLOWER, POST-LOCA.

SUBMERGENCE: N/A

CHEMICAL SPRAY: N/A

PARAMETER	ENVIRONMENT		DOCUMENTATION REFERENCE		QUALIFICATION	OUTSTANDING ITEMS	INTERFACES:
	SPECIFICATION	QUALIFICATION	SPECIFICATION	QUALIFICATION	METHOD		
OPERATING TIME	100 DAYS	124 DAYS	78	808	TEST		
TEMPERATURE (F)	120	140	85	808	TEST		MAINTENANCE REQUIREMENTS:
PRESSURE (PSIA)	14.7	14.7	85	808	TEST		
RELATIVE HUMIDITY (%)	90	90	85	808	TEST		
RADIATION	8.95 E5	2.0 E7	85 (TABLE 2)	808	ANALYSIS		REMARKS:
AGING	40 YRS.	40 YRS.	N/A	808	ANALYSIS		

DEFICIENCY RESOLUTION:

PREPARED BY: DJT DATE: 02/08/84 REVISION DATE: 04/12/84

FACILITY: LGS UNIT: 1 DOCKET: 50-352 EGRR: P904

REVIEWED BY: WJB DATE: 04/12/84

SYSTEM: MSIV-LEAKAGE CONTROL SYSTEM

ACCY: SPEC: N/A
DEMON: N/A
REF: N/A

LOCATION: ROOM 402

PLANT ID: 40-1PE284

RACK/PANEL: LOC-000

COMPONENT: HEATER

MODEL NO.: 47D518673

ASSOC COMP: N/A

ASSOC M/N: N/A

ASSOC. DWG: LOC: M-0714
P&ID: M-40
CCP: 28,46

ASSOC COMP: N/A

ASSOC M/N: N/A

MANUFACTU: GENERAL ELECTRIC COMPANY

SERIAL NO: N/A

GEK: VOL. V, PART 2

ASSOC MANF: N/A

ASSOC S/N: N/A

MPL: E32-B001

ASSOC MANF: N/A

ASSOC S/N: N/A

SERVICE: MSIV-LCS (D).

P.O. NO: M-001

FUNCTION: REMOVES CONDENSATION BEFORE STEAM REACHES BLOWER, POST-LOCA.

SUBMERGENCE: N/A

CHEMICAL SPRAY: N/A

PARAMETER	ENVIRONMENT		DOCUMENTATION REFERENCE		QUALIFICATION	OUTSTANDING ITEMS	INTERFACES:
	SPECIFICATION	QUALIFICATION	SPECIFICATION	QUALIFICATION	METHOD		
OPERATING TIME	100 DAYS	124 DAYS	78	808	TEST		
TEMPERATURE (F)	120	140	85	808	TEST		MAINTENANCE REQUIREMENTS:
PRESSURE (PSIA)	14.7	14.7	85	808	TEST		
RELATIVE HUMIDITY (%)	90	90	85	808	TEST		
RADIATION	8.95 E5	2.0 E7	85 (TABLE 2)	808	ANALYSIS		REMARKS:
AGING	40 YRS.	40 YRS.	N/A	808	ANALYSIS		

DEFICIENCY RESOLUTION:

PREPARED BY: DJT DATE: 02/08/84 REVISION DATE: 01/30/84

FACILITY: LGS UNIT: 1 DOCKET: 50-352 EQRR: PA01

REVIEWED BY: WJB DATE: 02/10/84

SYSTEM: MSIV-LEAKAGE CONTROL SYSTEM

PLANT ID: 40-10K208

ACCY: SPEC: N/A
DEMON: N/A
REF: N/A

LOCATION: ROOM 402

RACK/PANEL: LOC-000

COMPONENT: BLOWER MOTOR
ASSOC COMP: N/A
ASSOC COMP: N/A

MODEL NO.: 2CH6-041-1U
ASSOC M/N: 47B518664
ASSOC M/N: N/A

ASSOC. DWG: LOC: M-0221
P&ID: M-40
PPD: 21A3767P1
GEK: VOL. V, PART 2
CCP: 28,48
MPL: E32-C001

MANUFACTU: SEIMEN
ASSOC MANF: GENERAL ELECTRIC COMPANY
ASSOC MANF: N/A

SERIAL NO: BMA0003
ASSOC S/N: N/A
ASSOC S/N: N/A

SERVICE: MSIV-LCS.

P.O. NO: M-001

FUNCTION: PROVIDES MOTIVE FORCE FOR 10K208 TO REMOVE LEAKAGE FROM OUTSIDE MSIV, POST-LOCA.

SUBMERGENCE: N/A

CHEMICAL SPRAY: N/A

PARAMETER	ENVIRONMENT		DOCUMENTATION REFERENCE		QUALIFICATION	OUTSTANDING ITEMS	INTERFACES:
	SPECIFICATION	QUALIFICATION	SPECIFICATION	QUALIFICATION	METHOD		
OPERATING TIME	100 DAYS	100 DAYS	809	809	TEST		
TEMPERATURE (F)	120	150	85	809	TEST		MAINTENANCE REQUIREMENTS: REPLACE NON-METALLICS EVERY 5 YRS.
PRESSURE (PSIA)	14.7	14.7	85	809	TEST		
RELATIVE HUMIDITY (%)	90	97	85	809	TEST		
RADIATION	8.95 E5	5.0 E6	85	809	ANALYSIS		REMARKS:
AGING	40 YRS.	40 YRS.	N/A	809	ANALYSIS		

DEFICIENCY RESOLUTION:

PREPARED BY: RDC DATE: 05/05/83 REVISION DATE: 05/20/83

FACILITY: LGS UNIT: 1 DOCKET: 50-352 EQRR: 56

REVIEWED BY: FMV DATE: 05/20/83

SYSTEM: NUCLEAR BOILER SYSTEM
ACCY:SPEC: N/A
DEMON: N/A
REF: N/A
LOCATION: ROOM 407

PLANT ID: HV-C-41-1F020
RACK/PANEL: N/A

COMPONENT: MOTOR OPERATOR
MODEL NO.: SMB-0

ASSOC COMP: VALVE
ASSOC M/N: 90-20771
ASSOC. DWG: LOC: M-225
P&ID: M-41

ASSOC COMP: N/A
ASSOC M/N: N/A

MANUFACTU: LIMITORQUE
SERIAL NO: N/A

ASSOC MANF: MASONEILAN, INC.
ASSOC S/N: N/A

ASSOC MANF: N/A
ASSOC S/N: N/A

SERVICE: STEAM LINES DRAIN. PERMITS DRAINAGE OF CONDENSATE FROM THE MAIN STEAM LINES A,B,C & D TO THE CONDENSER. BYPASS LEAKAGE BARRIER BLOCK VALVE. NORMALLY OPEN.

P.O. NO: M-250A

FUNCTION: CLOSED REMOTELY FROM THE CONTROL ROOM WITHIN THE FIRST HOUR AFTER A BREAK IN THE 3" LINE DOWNSTREAM OF THE VALVE. VALVE MUST REMAIN CLOSED FOR 180 DAYS. NOT REQUIRED FOR HELB.

SUBMERGENCE: N/A

CHEMICAL SPRAY: N/A

PARAMETER	ENVIRONMENT		DOCUMENTATION REFERENCE		QUALIFICATION	OUTSTANDING ITEMS	INTERFACES:
	SPECIFICATION	QUALIFICATION	SPECIFICATION	QUALIFICATION	METHOD		LUGS: EQRR 171 CABLE: EQRR 21 & 22
OPERATING TIME	1 HR.	30 DAYS	507	55,58	TEST		
TEMPERATURE (F)	120	340	85	55,58	TEST		MAINTENANCE REQUIREMENTS: PER REFERENCE 55,PARA 5.0, AND APPENDIX B
PRESSURE (PSIA)	14.7	119.7	85	55,58	TEST		
RELATIVE HUMIDITY (%)	90	100	85	55,58	TEST		
RADIATION	1.46 E6	2.04 E8	85	55,58	TEST		REMARKS: SPECIFIED ENVIRONMENTAL PARAMETERS ARE FOR LOCA.
AGING	40 YRS.	40 YRS.	N/A	55,58,614	TEST & ANAL		

DEFICIENCY RESOLUTION:

PREPARED BY: RDC DATE: 05/05/83 REVISION DATE: 05/20/83

FACILITY: LGS UNIT: 1 DOCKET: 50-352 EQRR: 105

REVIEWED BY: FMV DATE: 05/20/83

SYSTEM: NUCLEAR BOILER SYSTEM

ACCY: SPEC: N/A
DEMON: N/A
REF: N/A

LOCATION: ROOM 439

PLANT ID: HV-01-108

RACK/PANEL: N/A

COMPONENT: MOTOR OPERATOR
ASSOC COMP: VALVE
ASSOC COMP: N/A

MODEL NO.: SMB-0-15
ASSOC M/N: N/A
ASSOC M/N: N/A

ASSOC. DWG: LOC: M-186
P&ID: M-01

MANUFACTU: LIMITORQUE
ASSOC MANF: VELAN
ASSOC MANF: N/A

SERIAL NO: N/A
ASSOC S/N: N/A
ASSOC S/N: N/A

SERVICE: MAIN STEAM LINE "B". ISOLATES STEAM LINE "B" FROM GASEOUS RADWASTE AND RFP TURBINE HP STEAM SUPPLY FLOW. CLOSED BY CONTROL ROOM REMOTE MANUAL SWITCH. NORMALLY OPEN.

P.O. NO: P-104B

FUNCTION: PRESSURE BOUNDARY ONLY.

SUBMERGENCE: N/A

CHEMICAL SPRAY: N/A

PARAMETER	ENVIRONMENT		DOCUMENTATION REFERENCE		QUALIFICATION	OUTSTANDING ITEMS	INTERFACES:
	SPECIFICATION	QUALIFICATION	SPECIFICATION	QUALIFICATION	METHOD		LUGS: EQRR 171 CABLE: EQRR 21 & 22
OPERATING TIME	1 HR.	30 DAYS	78	55,58	TEST		
TEMPERATURE (F)	138	340	85	55,58	TEST		MAINTENANCE REQUIREMENTS:
PRESSURE (PSIA)	14.7	119.7	85	55,58	TEST		REFERENCE 130, PARA 5.0 AND APPENDIX B
RELATIVE HUMIDITY (%)	90	100	85	55,58	TEST		
RADIATION	5.00 E5	2.04 E8	85	55,58	TEST		REMARKS:
AGING	40 YRS.	40 YRS.	N/A	55,58,614	TEST & ANAL		

DEFICIENCY RESOLUTION:

PREPARED BY: RDC DATE: 05/05/83 REVISION DATE: 05/20/83

FACILITY: LGS UNIT: 1 DOCKET: 50-352 EQRR: 105

REVIEWED BY: FMV DATE: 05/20/83

SYSTEM: NUCLEAR BOILER SYSTEM

ACCY: SPEC: N/A
DEMON: N/A
REF: N/A

LOCATION: ROOM 332

PLANT ID: HV-01-109

RACK/PANEL: N/A

COMPONENT: MOTOR OPERATOR
ASSOC COMP: VALVE
ASSOC COMP: N/A

MODEL NO.: SMB-0-15
ASSOC M/N: N/A
ASSOC M/N: N/A

ASSOC. DWG: LOC: M-151
P&ID: M-01

MANUFACTU: LIMITORQUE
ASSOC MANF: VELAN
ASSOC MANF: N/A

SERIAL NO: N/A
ASSOC S/N: N/A
ASSOC S/N: N/A

SERVICE: MAIN STEAM LINE C AND D. NORMALLY CLOSED. ISOLATES STEAM LINES C AND D FROM CONDENSER HOT WELL STEAM SPARGERS FLOW. STAYS CLOSED DURING ACCIDENT. CAN BE OPENED BY CONTROL ROOM MANUAL SWITCH.

P.O. NO: P-104B

FUNCTION: PRESSURE BOUNDARY ONLY.

SUBMERGENCE: N/A

CHEMICAL SPRAY: N/A

PARAMETER	ENVIRONMENT		DOCUMENTATION REFERENCE		QUALIFICATION	OUTSTANDING ITEMS	INTERFACES:
	SPECIFICATION	QUALIFICATION	SPECIFICATION	QUALIFICATION	METHOD		LUGS: EQRR 171 CABLE: EQRR 21 & 22
OPERATING TIME	1 HR.	30 DAYS	78	55,58	TEST		
TEMPERATURE (F)	138	340	85	55,58	TEST		MAINTENANCE REQUIREMENTS:
PRESSURE (PSIA)	14.7	119.7	85	55,58	TEST		REFERENCE 130, PARA 5.0 AND APPENDIX B
RELATIVE HUMIDITY (%)	90	100	85	55,58	TEST		
RADIATION	2.50 E6	2.04 E8	85	55,58	TEST		REMARKS:
AGING	40 YRS.	40 YRS.	N/A	55,58,614	TEST & ANAL		

DEFICIENCY RESOLUTION:

PREPARED BY: RDC DATE: 05/05/83 REVISION DATE: 05/20/83

FACILITY: LGS UNIT: 1 DOCKET: 50-352 EQRR: 105

REVIEWED BY: FMV DATE: 05/20/83

SYSTEM: NUCLEAR BOILER SYSTEM

ACCY: SPEC: N/A
DEMON: N/A
REF: N/A

LOCATION: ROOM 332

PLANT ID: HV-01-111

RACK/PANEL: N/A

COMPONENT: MOTOR OPERATOR
ASSOC COMP: VALVE
ASSOC COMP: N/A

MODEL NO.: SMB-1-40
ASSOC M/N: N/A
ASSOC M/N: N/A

ASSOC. DWG: LOC: M-151
P&ID: M-01

MANUFACTU: LIMITORQUE
ASSOC MANF: VELAN
ASSOC MANF: N/A

SERIAL NO: N/A
ASSOC S/N: N/A
ASSOC S/N: N/A

SERVICE: MAIN STEAM LINE C. ISOLATES STEAM LINE C FROM STEAM SEAL EVAPORATOR FLOW. CLOSED BY CONTROL ROOM REMOTE MANUAL SWITCH DURING ACCIDENT. NORMALLY OPEN.

P.O. NO: P-104B

FUNCTION: PRESSURE BOUNDARY ONLY.

SUBMERGENCE: N/A

CHEMICAL SPRAY: N/A

PARAMETER	ENVIRONMENT		DOCUMENTATION REFERENCE		QUALIFICATION	OUTSTANDING ITEMS	INTERFACES:
	SPECIFICATION	QUALIFICATION	SPECIFICATION	QUALIFICATION	METHOD		LUGS: EQRR 171 CABLE: EQRR 21 & 22
OPERATING TIME	1 HR.	30 DAYS	78	55,58	TEST		
TEMPERATURE (F)	138	340	85	55,58	TEST		MAINTENANCE REQUIREMENTS: REFERENCE 130, PARA. 5.0, AND APPENDIX B.
PRESSURE (PSIA)	14.7	119.7	85	55,58	TEST		
RELATIVE HUMIDITY (%)	90	100	85	55,58	TEST		
RADIATION	2.50 E6	2.04 E8	85	55,58	TEST		REMARKS:
AGING	40 YRS.	40 YRS.	N/A	55,58,614	TEST & ANAL		

DEFICIENCY RESOLUTION:

PREPARED BY: RDC DATE: 05/05/83 REVISION DATE: 05/20/83

FACILITY: LGS UNIT: 1 DOCKET: 50-352 EQRR: 99

REVIEWED BY: FMV DATE: 05/20/83

SYSTEM: NUCLEAR BOILER SYSTEM
ACCY: SPEC: N/A
DEMON: N/A
REF: N/A
LOCATION: ROOM 439

PLANT ID: HV-01-150
RACK/PANEL: N/A

COMPONENT: MOTOR OPERATOR
MODEL NO.: SMB-0-15

ASSOC COMP: VALVE
ASSOC M/N: N/A
ASSOC. DWG: LOC: M-185
P&ID: M-01

ASSOC COMP: N/A
ASSOC M/N: N/A

MANUFACTU: LIMITORQUE
SERIAL NO: N/A

ASSOC MANF: ANCHOR - DARLING
ASSOC S/N: N/A

ASSOC MANF: N/A
ASSOC S/N: N/A

SERVICE: MAIN STEAM LINE C. ISOLATES STEAM LINE C TO SJAE FLOW. SUPPLIES STEAM TO AIR EJECTORS. CLOSED BY REMOTE MANUAL SWITCH IN CONTROL ROOM. VALVES FAILS SAFE PAST 30 DAYS. NORMALLY OPEN.

P.O. NO: P-104B

FUNCTION: PRESSURE BOUNDARY ONLY.

SUBMERGENCE: N/A

CHEMICAL SPRAY: N/A

PARAMETER	ENVIRONMENT		DOCUMENTATION REFERENCE		QUALIFICATION	OUTSTANDING ITEMS	INTERFACES: LUGS: EQRR 171 CABLE: EQRR 21 & 22
	SPECIFICATION	QUALIFICATION	SPECIFICATION	QUALIFICATION	METHOD		
OPERATING TIME	1 HR.	30 DAYS	78	55,58	TEST		
TEMPERATURE (F)	138	340	85	55,58	TEST		MAINTENANCE REQUIREMENTS:
PRESSURE (PSIA)	14.7	119.7	85	55,58	TEST		REFERENCE 130, PARA 5.0 AND APPENDIX B
RELATIVE HUMIDITY (%)	90	100	85	55,58	TEST		
RADIATION	5.00 E5	2.04 E8	85	55,58	TEST		REMARKS:
AGING	40 YRS.	40 YRS.	N/A	55,58,614	TEST & ANAL		

DEFICIENCY RESOLUTION:

PREPARED BY: DJT DATE: 01/20/84 REVISION DATE: 04/12/84

FACILITY: LGS UNIT: 1 DOCKET: 50-352 EQRR: 123

REVIEWED BY: WJB DATE: 04/12/84

SYSTEM: NUCLEAR BOILER SYSTEM
ACCY: SPEC: N/A
DEMON: N/A
REF: N/A
LOCATION: PRI CONT

PLANT ID: HV-41-1F001
RACK/PANEL: N/A
N/A

COMPONENT: VALVE ACTUATOR
MODEL NO.: SMB-000-5

ASSOC COMP: GLOBE VALVE
ASSOC M/N: N/A
ASSOC. DWG: M-215

ASSOC COMP: N/A
ASSOC M/N: N/A

MANUFACTU: LIMITORQUE
SERIAL NO:

ASSOC MANF: ROCKWELL
ASSOC S/N:

ASSOC MANF: N/A
ASSOC S/N:

SERVICE: REACTOR VENT

P.O. NO: P-114A

FUNCTION: THE VALVE IS NORMALLY CLOSED. PROVIDES AN ALTERNATE VENT PATH FOR NONCONDENSIBLE GASES FROM THE REACTOR VESSEL TO THE DRYWELL EQUIPMENT DRAIN TANK.

SUBMERGENCE: N/A

CHEMICAL SPRAY: DEMINERALIZED WATER

PARAMETER	ENVIRONMENT		DOCUMENTATION REFERENCE		QUALIFICATION	OUTSTANDING ITEMS	INTERFACES:
	SPECIFICATION	QUALIFICATION	SPECIFICATION	QUALIFICATION	METHOD		LUG: EQRR 171 CABLE: EQRR 22 IN LINE PLUG CONNECTOR:
OPERATING TIME	180 DAYS	180 DAYS	85	58,551	TEST & ANAL.		EQRR 44
TEMPERATURE (F)	330	340	85	55,58	TEST		MAINTENANCE REQUIREMENTS:
PRESSURE (PSIA)	58.7	119.7	85	55,58	TEST		
RELATIVE HUMIDITY (%)	100	100	85	55,58	TEST		
RADIATION	6.39 E7	2.04 E8	85	55,58	TEST		REMARKS:
AGING	40 YRS.	32 YRS.	N/A	58,551	TEST & ANAL.		

DEFICIENCY RESOLUTION:

PREPARED BY: DJT DATE: 01/20/84 REVISION DATE: 04/12/84

FACILITY: LGS UNIT: 1 DOCKET: 50-352 EQRR: 123

REVIEWED BY: WJB DATE: 04/12/84

SYSTEM: NUCLEAR BOILER SYSTEM

ACCY: SPEC: N/A
DEMON: N/A
REF: N/A

LOCATION: PRI CONT

PLANT ID: HV-41-1F002

RACK/PANEL: N/A
N/A

COMPONENT: VALVE ACTUATOR
ASSOC COMP: GLOBE VALVE
ASSOC COMP: N/A

MODEL NO.: SMB-000-5
ASSOC M/N: N/A
ASSOC M/N: N/A

ASSOC. DWG: M-215

MANUFACTU: LIMITORQUE
ASSOC MANF: ROCKWELL
ASSOC MANF: N/A

SERIAL NO: N/A
ASSOC S/N: N/A
ASSOC S/N: N/A

SERVICE:

P.O. NO: P-114A

FUNCTION: THE VALVE IS NORMALLY CLOSED. PROVIDES AN ALTERNATE VENT PATH FOR NONCONDENSIBLE GASES FROM THE REACTOR VESSEL TO THE DRYWELL EQUIPMENT DRAIN TANK.

SUBMERGENCE: N/A

CHEMICAL SPRAY: DEMINERALIZED WATER

PARAMETER	ENVIRONMENT		DOCUMENTATION REFERENCE		QUALIFICATION	OUTSTANDING ITEMS	INTERFACES:
	SPECIFICATION	QUALIFICATION	SPECIFICATION	QUALIFICATION	METHOD		LUG: EQRR 171 CABLE: EQRR 22 IN LINE PLUG CONNECTOR: EQRR 44
OPERATING TIME	180 DAYS	180 DAYS	85	58,551	TEST & ANAL.		
TEMPERATURE (F)	330	340	85	55,58	TEST		MAINTENANCE REQUIREMENTS:
PRESSURE (PSIA)	58.7	119.7	85	55,58	TEST		
RELATIVE HUMIDITY (%)	100	100	85	55,58	TEST		
RADIATION	6.39 E7	2.04 E8	85	55,58	TEST		REMARKS:
AGING	40 YRS.	32 YRS.	N/A	58,551	TEST & ANAL.		

DEFICIENCY RESOLUTION:

PREPARED BY: DJT DATE: 05/05/83 REVISION DATE: 04/12/84

FACILITY: LGS UNIT: 1 DOCKET: 50-352 EQRR: 103

REVIEWED BY: WJB DATE: 04/12/84

SYSTEM: NUCLEAR BOILER SYSTEM
ACCY: SPEC: N/A
DEMON: N/A
REF: N/A
LOCATION: PRI CONT/ZONE 2

PLANT ID: HV-41-1F011A
RACK/PANEL: N/A

COMPONENT: MOTOR OPERATOR
MODEL NO.: SMB-3-150

ASSOC COMP: VALVE (X-9A)
ASSOC M/N: N/A
ASSOC. DWG: LOC: M-222
P&ID: M-41

ASSOC COMP: N/A
ASSOC M/N: N/A

MANUFACTU: LIMITORQUE
SERIAL NO: N/A

ASSOC MANF: ANCHOR - DARLING
ASSOC S/N: N/A

ASSOC MANF: N/A
ASSOC S/N: N/A

SERVICE: MAIN FEEDWATER INJECTION LINE A. NORMALLY OPEN, CAN BE CLOSED ON POST HPCI OPERATION BY CONTROL ROOM REMOTE SWITCH, BUT IS NOT A PRIMARY CONTAINMENT ISOLATION VALVE.

P.O. NO: P-105A

FUNCTION: ISOLATES RV FROM FEEDWATER INJECTION LINE FOR MAINTENANCE OF HPCI OR RCIC LINE. REQUIRED TO STAY OPEN FOR LOCA AND ALL HELBS, PERFORMS NO ACTIVE S/R FUNCTION. FED FROM CLASS 1E POWER.

SUBMERGENCE: N/A

CHEMICAL SPRAY: YES

PARAMETER	ENVIRONMENT		DOCUMENTATION REFERENCE		QUALIFICATION	OUTSTANDING ITEMS	INTERFACES:
	SPECIFICATION	QUALIFICATION	SPECIFICATION	QUALIFICATION	METHOD		LUGS: EQRR 171 CABLE: EQRR 21 & 22 PLUG CONNECTORS: EQRR 44
OPERATING TIME	1 HR.	30 DAYS	52	55,58	TEST		
TEMPERATURE (F)	330	340	85	55,58	TEST		MAINTENANCE REQUIREMENTS:
PRESSURE (PSIA)	58.7	119.7	85	55,58	TEST		REFERENCE 130, PARA 5.0 AND APPENDIX B
RELATIVE HUMIDITY (%)	100	100	85	55,58	TEST		
RADIATION	2.27 E7	2.04 E8	85	55,58	TEST		REMARKS:
AGING	40 YRS.	32 YRS.	N/A	55,58,613	TEST & ANAL		

DEFICIENCY RESOLUTION:

PREPARED BY: DJT DATE: 05/05/83 REVISION DATE: 04/12/84

FACILITY: LGS UNIT: 1 DOCKET: 50-352 EQRR: 103

REVIEWED BY: WJB DATE: 04/12/84

SYSTEM: NUCLEAR BOILER SYSTEM

ACCY: SPEC: N/A
DEMON: N/A
REF: N/A

LOCATION: PRI CONT/ZONE 2

PLANT ID: HV-41-1F011B

RACK/PANEL: N/A

COMPONENT: MOTOR OPERATOR
ASSOC COMP: VALVE
ASSOC COMP: N/A

MODEL NO.: SMB-3-150
ASSOC M/N: N/A
ASSOC M/N: N/A

ASSOC. DWG: LOC: M-210
P&ID: M-41

MANUFACTU: LIMITORQUE
ASSOC MANF: ANCHOR - DARLING
ASSOC MANF: N/A

SERIAL NO: N/A
ASSOC S/N: N/A
ASSOC S/N: N/A

SERVICE: MAIN FEEDWATER INJECTION LINE B. NORMALLY OPEN, CAN BE CLOSED ON POST RCIC OPERATION BY CONTROL ROOM REMOTE SWITCH, BUT IS NOT A PRIMARY CONTAINMENT ISOLATION VALVE.

P.O. NO: P-105A

FUNCTION: ISOLATES RV FROM FEEDWATER INJECTION LINE FOR MAINTENANCE OF HPCI OR RCIC LINE. REQUIRED TO BE OPEN FOR LOCA AND ALL HELBS, PERFORMS NO ACTIVE S/R FUNCTION. FED FROM CLASS 1E POWER.

SUBMERGENCE: N/A

CHEMICAL SPRAY: YES

PARAMETER	ENVIRONMENT		DOCUMENTATION REFERENCE		QUALIFICATION	OUTSTANDING ITEMS	INTERFACES:
	SPECIFICATION	QUALIFICATION	SPECIFICATION	QUALIFICATION	METHOD		LUGS: EQRR 171 CABLE: EQRR 21 & 22 PLUG CONNECTORS: EQRR 44
OPERATING TIME	1 HR.	30 DAYS	52	55,58	TEST		
TEMPERATURE (F)	330	340	85	55,58	TEST		MAINTENANCE REQUIREMENTS:
PRESSURE (PSIA)	58.7	119.7	85	55,58	TEST		REFERENCE 130, PARA 5.0 AND APPENDIX B
RELATIVE HUMIDITY (%)	100	100	85	55,58	TEST		
RADIATION	2.27 E7	2.04 E8	85	55,58	TEST		REMARKS:
AGING	40 YRS.	32 YRS.	N/A	55,58,613	TEST & ANAL		

DEFICIENCY RESOLUTION:

PREPARED BY: RDC DATE: 05/05/83 REVISION DATE: 05/20/83

FACILITY: LGS UNIT: 1 DOCKET: 50-352 EQRR: 104

REVIEWED BY: FMV DATE: 05/20/83

SYSTEM: NUCLEAR BOILER SYSTEM
ACCY:SPEC: N/A
DEMON: N/A
REF: N/A
LOCATION: PRI CONT/ZONE 5

PLANT ID: HV-41-1F016
RACK/PANEL: N/A

COMPONENT: MOTOR OPERATOR
MODEL NO.: SMB-0-7.5

ASSOC COMP: VALVE (X-8)
ASSOC M/N: N/A
ASSOC. DWG: LOC: M-221

ASSOC COMP: N/A
ASSOC M/N: N/A
P&ID: M-41

MANUFACTU: LIMITORQUE
SERIAL NO: N/A

ASSOC MANF: VELAN
ASSOC S/N: N/A

ASSOC MANF: N/A
ASSOC S/N: N/A

SERVICE: MSIV DRAIN LINE (INBOARD CONTAINMENT ISOLATION VALVE).
NORMALLY CLOSED, OPENED ON UNIT SHUTDOWN.
P.O. NO: P-1048

FUNCTION: ISOLATES UPON RV LEVEL 2 TRIP, HIGH RAD IN MAIN STEAM LINE, HIGH MAIN STEAM LINE FLOW, HIGH TEMP IN STEAM TUNNEL, OR STEAM LINES IN TURBINE BUILDING, LOW STEAM LINE PRESSURE AT TURBINE INLET, OR LOW CONDENSER VACUUM. REQUIRED FOR LOCA AND ALL HELBS.
SUBMERGENCE: N/A
CHEMICAL SPRAY: YES

PARAMETER	ENVIRONMENT		DOCUMENTATION REFERENCE		QUALIFICATION	OUTSTANDING ITEMS	INTERFACES:
	SPECIFICATION	QUALIFICATION	SPECIFICATION	QUALIFICATION	METHOD		LUGS: EQRR 171 CABLE: EQRR 21 & 22 PLUG CONNECTORS: EQRR 44
OPERATING TIME	1 HR.	30 DAYS	52	55,58	TEST		
TEMPERATURE (F)	330	340	85	55,58	TEST		MAINTENANCE REQUIREMENTS:
PRESSURE (PSIA)	58.7	119.7	85	55,58	TEST		REFERENCE 130, PARA 5.0 AND APPENDIX B
RELATIVE HUMIDITY (%)	100	100	85	55,58	TEST		
RADIATION	1.35 E7	2.04 E8	85	55,58	TEST		REMARKS:
AGING	40 YRS.	32 YRS.	N/A	55,58,613	TEST & ANAL		

DEFICIENCY RESOLUTION:

PREPARED BY: RDC DATE: 05/05/83 REVISION DATE: 05/20/83

FACILITY: LGS UNIT: 1 DOCKET: 50-352 EQRR: 104

REVIEWED BY: FMV DATE: 05/20/83

SYSTEM: NUCLEAR BOILER SYSTEM

ACCY: SPEC: N/A
DEMON: N/A
REF: N/A

LOCATION: ROOM 407

PLANT ID: HV-41-1F019

RACK/PANEL: N/A

COMPONENT: MOTOR OPERATOR
ASSOC COMP: VALVE (X-8)
ASSOC COMP: N/A

MODEL NO.: SMB-0-10
ASSOC M/N: N/A
ASSOC M/N: N/A

ASSOC. DWG: LOC: M-209
P&ID: M-41

MANUFACTU: LIMITORQUE
ASSOC MANF: VELAN
ASSOC MANF: N/A

SERIAL NO: N/A
ASSOC S/N: N/A
ASSOC S/N: N/A

SERVICE: MSIV DRAIN LINE (OUTBOARD VALVE) NORMALLY CLOSED, OPENED ON UNIT SHUTDOWN.

P.O. NO: P-104B

FUNCTION: ISOLATES UPON RV LEVEL 2 TRIP, HIGH RAD IN MAIN STEAM LINE, HIGH MAIN STEAM LINE FLOW, HIGH TEMP IN STEAM TUNNEL, OR STEAM LINES IN TURBINE BUILDING, LOW STEAM LINE PRESSURE AT TURBINE INLET, OR LOW CONDENSER VACUUM. REQUIRED FOR LOCA AND ALL HELBS.

SUBMERGENCE: N/A

CHEMICAL SPRAY: N/A

PARAMETER	ENVIRONMENT		DOCUMENTATION REFERENCE		QUALIFICATION	OUTSTANDING ITEMS	INTERFACES: LUGS: EQRR 171 CABLE: EQRR 21 & 22
	SPECIFICATION	QUALIFICATION	SPECIFICATION	QUALIFICATION	METHOD		
OPERATING TIME	1 HR.	30 DAYS	52	55,58	TEST		
TEMPERATURE (F)	311 (H)	340	85	55,58	TEST		MAINTENANCE REQUIREMENTS:
PRESSURE (PSIA)	24.6 (H)	119.7	85	55,58	TEST		REFERENCE 130, PARA 5.0 AND APPENDIX B
RELATIVE HUMIDITY (%)	100 (H)	100	85	55,58	TEST		
RADIATION	1.46 E6	2.04 E8	85	55,58	TEST		REMARKS:
AGING	40 YRS.	40 YRS.	N/A	55,58,614	TEST & ANAL		

DEFICIENCY RESOLUTION:

PREPARED BY: DJT DATE: 01/30/84 REVISION DATE: 01/30/84

FACILITY: LGS UNIT: 1 DOCKET: 50-352 EQRR: P801

REVIEWED BY: WJB DATE: 02/07/84

SYSTEM: NUCLEAR BOILER SYSTEM

PLANT ID: HV-41-1F022A

COMPONENT: AIR MAINIFOLD PILOT SOLENOID VALVE
ASSOC COMP: AIR OPERATOR
ASSOC COMP: N/A

MANUFACTU: AUTOMATIC VALVE CORP.
ASSOC MANF: ATWOOD & MORRILL
ASSOC MANF: N/A

SERVICE: MAIN STEAM LINE A ISOLATION VALVE.

FUNCTION: SOLENOID DE-ENERGIZES TO ISOLATE MAIN STEAM LINE, LOCA & MSLB.

ACCY: SPEC: N/A
DEMON: N/A
REF: N/A

MODEL NO.: C-5140
ASSOC M/N: N/A
ASSOC M/N: N/A

SERIAL NO: B-67222
ASSOC S/N: N/A
ASSOC S/N: N/A

LOCATION: PRI CONT

RACK/PANEL: LOC-000

ASSOC. DWG: LOC: S-0226
P&ID: M-41
PFD: 723E150RP
MPL: B21-F022A
CCP: 26,51

P.O. NO: M-001

SUBMERGENCE: N/A

CHEMICAL SPRAY: YES

PARAMETER	ENVIRONMENT		DOCUMENTATION REFERENCE		QUALIFICATION	OUTSTANDING ITEMS	INTERFACES:
	SPECIFICATION	QUALIFICATION	SPECIFICATION	QUALIFICATION	METHOD		
OPERATING TIME	1 HR.	2 HRS.	78	807	TEST		
TEMPERATURE (F)	339	340	85	807	TEST		MAINTENANCE REQUIREMENTS: REF. 807
PRESSURE (PSIA)	58.7	76.7	85	807	TEST		
RELATIVE HUMIDITY (%)	100	STEAM	85	807	TEST		
RADIATION	2.27 E7	3.00 E7	85	807	TEST		REMARKS:
AGING	40 YRS.	5 YRS.	N/A	807	ANALYSIS		

DEFICIENCY RESOLUTION:

PRINTED 04/24/84

FACILITY: LGS UNIT: 1 DOCKET: 50-352 EQRR: P802

PREPARED BY: DJT DATE: 01/30/84 REVISION DATE: 01/30/84

REVIEWED BY: WJB DATE: 02/07/84

SYSTEM: NUCLEAR BOILER SYSTEM

PLANT ID: HV-41-1F022B

COMPONENT: AIR MANIFOLD PILOT SOLENOID VALVE
ASSOC COMP: AIR OPERATOR
ASSOC COMP: N/A

MANUFACTU: AUTOMATIC VALVE CORP.
ASSOC MANF: ATWOOD & MORRILL
ASSOC MANF: N/A

SERVICE: MAIN STEAM LINE
ISOLATION VALVE.

FUNCTION: SOLENOID DE-ENERGIZES TO ISOLATE MAIN STEAM LINE, LOCA & MSLB.

ACCY: SPEC: N/A
DENON: N/A
REF: N/A

MODEL NO.: C-5140
ASSOC M/N: N/A
ASSOC M/N: N/A

SERIAL NO: B-67225
ASSOC S/N: N/A
ASSOC S/N: N/A

LOCATION: PRI CONT

RACK/PANEL: LOC-000

ASSOC. DWG: LOC: S-0226
P&ID: M-41
PPD: 732E150RP
MPL: B21-F022B
CCP: 26,51

P.O. NO: M-001

SUBMERGENCE: N/A

CHEMICAL SPRAY: YES

PARAMETER	ENVIRONMENT		DOCUMENTATION REFERENCE		QUALIFICATION	OUTSTANDING ITEMS
	SPECIFICATION	QUALIFICATION	SPECIFICATION	QUALIFICATION	METHOD	
OPERATING TIME	1 HR.	2 HRS.	78	807	TEST	
TEMPERATURE (F)	330	340	85	807	TEST	
PRESSURE (PSIA)	58.7	76.7	85	807	TEST	
RELATIVE HUMIDITY (%)	100	STEAM	85	807	TEST	
RADIATION	2.27 E7	3.00 E7	85	807	TEST	
AGING	40 YRS.	5 YRS.	N/A	807	ANALYSIS	

DEFICIENCY RESOLUTION:

INTERFACES:

MAINTENANCE REQUIREMENTS:
REF. 807

REMARKS:

PREPARED BY: DJT DATE: 01/30/84 REVISION DATE: 01/30/84

FACILITY: LGS UNIT: 1 DOCKET: 50-352 EQRR: P803

REVIEWED BY: WJB DATE: 02/07/84

SYSTEM: NUCLEAR BOILER SYSTEM

ACCY: SPEC: N/A
DEMON: N/A
REF: N/A

LOCATION: PRI CONT

PLANT ID: HV-41-1F022C

RACK/PANEL: LOC-000

COMPONENT: AIR MANIFOLD PILOT SOLENOID VALVE
ASSOC COMP: AIR OPERATOR
ASSOC COMP: N/A

MODEL NO.: C-5140
ASSOC M/N: 2-683
ASSOC M/N: N/A

ASSOC. DWG: LOC: S-0226
P&ID: M-41
PPD: 732E150RP
CCP: 26,51
MPL: B21-F022C

MANUFACTU: AUTOMATIC VALVE CORP.
ASSOC MANF: ATWOOD & MORRILL
ASSOC MANF: N/A

SERIAL NO: 67220
ASSOC S/N: N/A
ASSOC S/N: N/A

SERVICE: MAIN STEAM LINE C INSIDE ISOLATION VALVE.

P.O. NO: M-001

FUNCTION: SOLENOID DE-ENERGIZES TO ISOLATE MAIN STEAM LINE C, LOCA & MSLB.

SUBMERGENCE: N/A

CHEMICAL SPRAY: YES

PARAMETER	ENVIRONMENT		DOCUMENTATION REFERENCE		QUALIFICATION	OUTSTANDING ITEMS	INTERFACES:
	SPECIFICATION	QUALIFICATION	SPECIFICATION	QUALIFICATION	METHOD		
OPERATING TIME	1 HR.	2 HRS.	78	807	TEST		
TEMPERATURE (F)	330	340	85	807	TEST		MAINTENANCE REQUIREMENTS: REF. 807
PRESSURE (PSIA)	58.7	76.7	85	807	TEST		
RELATIVE HUMIDITY (%)	100	STEAM	85	807	TEST		
RADIATION	2.27 E7	3.00 E7	85	807	TEST		REMARKS:
AGING	40 YRS.	5 YRS.	N/A	807	ANALYSIS		

DEFICIENCY RESOLUTION:

PREPARED BY: DJT DATE: 01/30/84 REVISION DATE: 01/30/84

FACILITY: LGS UNIT: 1 DOCKET # 50-352 EQRR: P804

REVIEWED BY: WJB DATE: 02/07/84

SYSTEM: NUCLEAR BOILER SYSTEM

PLANT ID: HV-41-1F022D

COMPONENT: AIR MANIFOLD PILOT SOLENOID VALVE
ASSOC COMP: AIR OPERATOR
ASSOC COMP: N/A

MANUFACTU: AUTOMATIC VALVE CORP.
ASSOC MANF: ATWOOD & MORRILL
ASSOC MANF: N/A

SERVICE: MAIN STEAM LINE D ISOLATION VALVE.

FUNCTION: SOLENOID DE-ENERGIZES TO ISOLATE MAIN STEAM LINE, LOCA & MSLB.

ACCY: SPEC: N/A
DEMON: N/A
REF: N/A

MODEL NO.: C-5140
ASSOC M/N: N/A
ASSOC M/N: N/A

SERIAL NO: B-67221
ASSOC S/N: N/A
ASSOC S/N: N/A

LOCATION: PRI CONT

RACK/PANEL: LOC-000

ASSOC. DWG: LOC: S-0226
P&ID: M-41
PPD: 732E150RP
MPL: B21-F022D
CCP: 26,51

P.O. NO: M-001

SUBMERGENCE: N/A

CHEMICAL SPRAY: YES

PARAMETER	ENVIRONMENT		DOCUMENTATION REFERENCE		QUALIFICATION	OUTSTANDING ITEMS	INTERFACES:
	SPECIFICATION	QUALIFICATION	SPECIFICATION	QUALIFICATION	METHOD		
OPERATING TIME	1 HR.	2 HRS.	78	807	TEST		
TEMPERATURE (F)	330	340	85	807	TEST		MAINTENANCE REQUIREMENTS: REF. 807
PRESSURE (PSIA)	58.7	76.7	85	807	TEST		
RELATIVE HUMIDITY (%)	100	STEAM	85	807	TEST		
RADIATION	2.27 E7	3.00 E7		807	TEST		REMARKS:
AGING	40 YRS.	5 YRS.	N/A	807	ANALYSIS		

DEFICIENCY RESOLUTION:

FACILITY: LGS UNIT: 1 DOCKET: 50-352 EQRR: P805

PREPARED BY: DJT DATE: 01/30/84 REVISION DATE: 02/07/84

REVIEWED BY: WJB DATE: 02/07/84

SYSTEM: NUCLEAR BOILER SYSTEM

PLANT ID: HV-41-1F028A

COMPONENT: AIR MANIFOLD PILOT SOLENOID VALVE
ASSOC COMP: AIR OPERATOR
ASSOC COMP: N/A

MANUFACTU: AUTOMATIC VALVE CORP.
ASSOC MANF: ATWOOD & MORRILL
ASSOC MANF: N/A

SERVICE: MAIN STEAM LINE A ISOLATION VALVE.

FUNCTION: SOLENOID DE-ENERGIZES TO ISOLATE MAIN STEAM LINE, LOCA & MSLB.

ACCY: SPEC: N/A
DEMON: N/A
REF: N/A

MODEL NO.: C-5140
ASSOC M/N: N/A
ASSOC M/N: N/A

SERIAL NO: B-67219
ASSOC S/N: N/A
ASSOC S/N: N/A

LOCATION: ROOM 518

RACK/PANEL: LOC-000

ASSOC. DWG: LOC: M-0226
P&ID: M-41
PPD: 732E150RP
MPL: B21-F028A
CCP: 26,53

P.O. NO: M-001

SUBMERGENCE: N/A

CHEMICAL SPRAY: YES

PARAMETER	ENVIRONMENT		DOCUMENTATION REFERENCE		QUALIFICATION	OUTSTANDING ITEMS	INTERFACES:
	SPECIFICATION	QUALIFICATION	SPECIFICATION	QUALIFICATION	METHOD		
OPERATING TIME	1 HR.	2 HRS.	78	807	TEST		
TEMPERATURE (F)	311 (H)	340	85	807	TEST		MAINTENANCE REQUIREMENTS: REF. 807
PRESSURE (PSIA)	24.6 (H)	76.7	85	807	TEST		
RELATIVE HUMIDITY (%)	100 (H)	STEAM	85	807	TEST		
RADIATION	1.46 E6	3.00 E7	85	807	TEST		REMARKS:
AGING	40 YRS.	10 YRS.	N/A	807	ANALYSIS		

DEFICIENCY RESOLUTION:

PREPARED BY: DJT DATE: 01/30/84 REVISION DATE: 02/07/84

FACILITY: LGS UNIT: 1 DOCKET: 50-352 EQRR: P806

REVIEWED BY: WJB DATE: 02/07/84

SYSTEM: NUCLEAR BOILER SYSTEM

ACCY: SPEC: N/A
DEMON: N/A
REF: N/A

LOCATION: ROOM 518

PLANT ID: HV-41-1F028B

RACK/PANEL: LOC-000

COMPONENT: AIR MANIFOLD PILOT SOLENOID VALVE
ASSOC COMP: AIR OPERATOR
ASSOC COMP: N/A

MODEL NO.: C-5140
ASSOC M/N: N/A
ASSOC M/N: N/A

ASSOC. DWG: LOC: M-0226
P&ID: M-41
PPD: 732E150RP
MPL: B21-F028B
CCP: 26,53

MANUFACTU: AUTOMATIC VALVE CORP.
ASSOC MANF: ATWOOD & MORRILL
ASSOC MANF: N/A

SERIAL NO: B-67223
ASSOC S/N: N/A
ASSOC S/N: N/A

SERVICE: MAIN STEAM LINE B ISOLATION VALVE.

P.O. NO: M-001

FUNCTION: SOLENOID DE-ENERGIZES TO ISOLATE MAIN STEAM LINE, LOCA & MSLB.

SUBMERGENCE: N/A

CHEMICAL SPRAY: YES

PARAMETER	ENVIRONMENT		DOCUMENTATION REFERENCE		QUALIFICATION	OUTSTANDING ITEMS	INTERFACES:
	SPECIFICATION	QUALIFICATION	SPECIFICATION	QUALIFICATION	METHOD		
OPERATING TIME	1 HR.	2 HRS.	78	807	TEST		
TEMPERATURE (F)	311 (H)	340	85	807	TEST		MAINTENANCE REQUIREMENTS: REF. 807
PRESSURE (PSIA)	24.6 (H)	76.7	85	807	TEST		
RELATIVE HUMIDITY (%)	100 (H)	STEAM	85	807	TEST		
RADIATION	1.46 E6	3.00 E7	85	807	TEST		REMARKS:
AGING	40 YRS.	10 YRS.	N/A	807	ANALYSIS		

DEFICIENCY RESOLUTION:

PREPARED BY: DJT DATE: 01/30/84 REVISION DATE: 02/07/84

FACILITY: LGS UNIT: 1 DOCKET: 50-352 EQRR: P807

REVIEWED BY: WJB DATE: 02/07/84

SYSTEM: NUCLEAR BOILER SYSTEM

ACCY: SPEC: N/A
DEMON: N/A
REF: N/A

LOCATION: ROOM 518

PLANT ID: HV-41-1F028C

RACK/PANEL: LOC-000

COMPONENT: AIR MANIFOLD PILOT SOLENOID VALVE
ASSOC COMP: VALVE
ASSOC COMP: N/A

MODEL NO.: C-5140
ASSOC M/N: N/A
ASSOC M/N: N/A

ASSOC. DWG: LOC: M-0226
P&ID: M-41
PPD: 732E150RP
MPL: B21-F028C
CCP: 26,53

MANUFACTU: AUTOMATIC VALVE CORP.
ASSOC MANF: ATWOOD & MORRILL
ASSOC MANF: N/A

SERIAL NO: N/A
ASSOC S/N: N/A
ASSOC S/N: N/A

SERVICE: MAIN STEAM LINE C ISOLATION VALVE.

P.O. NO: M-001

FUNCTION: SOLENOID DE-ENERGIZES TO ISOLATE MAIN STEAM LINE, LOCA & MSLB.

SUBMERGENCE: N/A

CHEMICAL SPRAY: N/A

PARAMETER	ENVIRONMENT		DOCUMENTATION REFERENCE		QUALIFICATION	OUTSTANDING ITEMS	INTERFACES:
	SPECIFICATION	QUALIFICATION	SPECIFICATION	QUALIFICATION	METHOD		
OPERATING TIME	1 HR.	2 HRS.	78	807	TEST		
TEMPERATURE (F)	311 (H)	340	85	807	TEST		MAINTENANCE REQUIREMENTS: REF. 807
PRESSURE (PSIA)	24.6 (H)	76.7	85	807	TEST		
RELATIVE HUMIDITY (%)	100 (H)	STEAM	85	807	TEST		
RADIATION	1.46 E6	3.00 E7	85	807	TEST		REMARKS:
AGING	40 YRS.	10 YRS.	N/A	807	ANALYSIS		

DEFICIENCY RESOLUTION:

PREPARED BY: DJT DATE: 01/30/84 REVISION DATE: 02/07/84

FACILITY: LGS UNIT: 1 DOCKET: 50-352 EQRR: P808

REVIEWED BY: WJB DATE: 02/07/84

SYSTEM: NUCLEAR BOILER SYSTEM

PLANT ID: HV-41-1F028D

COMPONENT: AIR MANIFOLD PILOT SOLENOID VALVE
ASSOC COMP: VALVE
ASSOC COMP: N/A

MANUFACTU: AUTOMATIC VALVE CORP.
ASSOC MANF: ATWOOD & MORRILL
ASSOC MANF: N/A

SERVICE: MAIN STEAM LINE D ISOLATION VALVE.

FUNCTION: SOLENOID DE-ENERGIZES TO ISOLATE MAIN STEAM LINE, LOCA & MSLB.

ACCY: SPEC: N/A
DEMON: N/A
REF: N/A

MODEL NO.: C-5140
ASSOC M/N: N/A
ASSOC M/N: N/A

SERIAL NO: B-67226
ASSOC S/N: N/A
ASSOC S/N: N/A

LOCATION: ROOM 518

RACK/PANEL: LOC-000

ASSOC. DWG: LOC: M-0226
P&ID: M-41
PPD: 732E150RP
MPL: B21-F028D
CCP: 26,53

P.O. NO: M-001

SUBMERGENCE: N/A

CHEMICAL SPRAY: N/A

PARAMETER	ENVIRONMENT		DOCUMENTATION REFERENCE		QUALIFICATION	OUTSTANDING ITEMS	INTERFACES:
	SPECIFICATION	QUALIFICATION	SPECIFICATION	QUALIFICATION	METHOD		
OPERATING TIME	1 HR.	2 HRS.	78	807	TEST		
TEMPERATURE (F)	311 (H)	340	85	807	TEST		MAINTENANCE REQUIREMENTS: REF. 807
PRESSURE (PSIA)	24.6 (H)	76.7	85	807	TEST		
RELATIVE HUMIDITY (%)	100 (H)	STEAM	85	807	TEST		
RADIATION	1.46 E6	3.00 E7	85	807	TEST		REMARKS:
AGING	40 YRS.	10 YRS.	N/A	807	ANALYSIS		

DEFICIENCY RESOLUTION:

PREPARED BY: RDC DATE: 05/06/83 REVISION DATE: 05/20/83

FACILITY: LGS UNIT: 1 DOCKET: 50-352 EQRR: 116

REVIEWED BY: FMV DATE: 05/20/83

SYSTEM: NUCLEAR BOILER SYSTEM

ACCY: SPEC: N/A
DEMON: N/A
REF: N/A

LOCATION: ROOM 518

PLANT ID: HV-41-1F032A

RACK/PANEL: N/A

COMPONENT: MOTOR OPERATOR
ASSOC COMP: VALVE
ASSOC COMP: N/A

MODEL NO.: SMB-0-10
ASSOC M/N: N/A
ASSOC M/N: N/A

ASSOC. DWG: LOC: M-234
P&ID: M-41

MANUFACTU: LIMITORQUE
ASSOC MANF: ATWOOD & MORRILL
ASSOC MANF: N/A

SERIAL NO: N/A
ASSOC S/N: N/A
ASSOC S/N: N/A

SERVICE: MAIN FEEDWATER INJECTION LINE. NORMALLY OPEN.

P.O. NO: P-104A

FUNCTION: PREVENTS BACKFLOW OF REACTOR COOLANT TO FEEDWATER SYSTEM. CLOSED BY OPERATOR WITHIN ONE HOUR OF ACCIDENT. NOT REQUIRED FOR LOCA OR HELB. FED FROM CLASS 1E POWER.

SUBMERGENCE: N/A

CHEMICAL SPRAY: N/A

PARAMETER	ENVIRONMENT		DOCUMENTATION REFERENCE		QUALIFICATION	OUTSTANDING ITEMS	INTERFACES: LUGS: EQRR 171 CABLES: EQRR 22
	SPECIFICATION	QUALIFICATION	SPECIFICATION	QUALIFICATION	METHOD		
OPERATING TIME	1 HR.	30 DAYS	508	55,58	TEST		
TEMPERATURE (F)	120	340	85	55,58	TEST		MAINTENANCE REQUIREMENTS:
PRESSURE (PSIA)	14.7	119.7	85	55,58	TEST		REFERENCE 130, PARA 5.0 AND APPENDIX B
RELATIVE HUMIDITY (%)	90	100	85	55,58	TEST		
RADIATION	1.46 E6	2.04 E8	85	55,58	TEST		REMARKS: SPECIFIED ENVIRONMENTAL PARAMETERS ARE FOR LOCA.
AGING	40 YRS.	40 YRS.	N/A	55,58,614	TEST & ANAL		

DEFICIENCY RESOLUTION:

PREPARED BY: RDC DATE: 05/06/83 REVISION DATE: 05/20/83

FACILITY: LGS UNIT: 1 DOCKET: 50-352 EQRR: 116

REVIEWED BY: FMV DATE: 05/20/83

SYSTEM: NUCLEAR BOILER SYSTEM

ACCY: SPEC: N/A
DEMON: N/A
REF: N/A

LOCATION: ROOM 518

PLANT ID: HV-41-1F032B

RACK/PANEL: N/A

COMPONENT: MOTOR OPERATOR
ASSOC COMP: VALVE
ASSOC COMP: N/A

MODEL NO.: SMB-0-10
ASSOC M/N: N/A
ASSOC M/N: N/A

ASSOC. DWG: LOC: M-234
P&ID: M-41

MANUFACTU: LIMITORQUE
ASSOC MANF: ATWOOD & MORRILL
ASSOC MANF: N/A

SERIAL NO: N/A
ASSOC S/N: N/A
ASSOC S/N: N/A

SERVICE: MAIN FEEDWATER INJECTION LINE. NORMALLY OPEN.

P.O. NO: P-104A

FUNCTION: PREVENTS BACKFLOW OF REACTOR COOLANT TO FEEDWATER SYSTEM. CLOSED BY OPERATOR WITHIN ONE HOUR OF ACCIDENT. NOT REQUIRED FOR LOCA OR HELB. FED FROM CLASS 1E POWER.

SUBMERGENCE: N/A

CHEMICAL SPRAY: N/A

PARAMETER	ENVIRONMENT		DOCUMENTATION REFERENCE		QUALIFICATION	OUTSTANDING ITEMS	INTERFACES:
	SPECIFICATION	QUALIFICATION	SPECIFICATION	QUALIFICATION	METHOD		LUGS: EQRR 171 CABLES: EQRR 22
OPERATING TIME	1 HR.	30 DAYS	508	55,58	TEST		
TEMPERATURE (F)	120	340	120	55,58	TEST		MAINTENANCE REQUIREMENTS:
PRESSURE (PSIA)	14.7	119.7	85	55,58	TEST		REFERENCE 130, PARA 5.0 AND APPENDIX B
RELATIVE HUMIDITY (%)	90	100	85	55,58	TEST		
RADIATION	1.46 E6	2.04 E8	85	55,58	TEST		REMARKS: SPECIFIED ENVIRONMENTAL PARAMETERS ARE FOR LOCA.
AGING	40 YRS.	40 YRS.	N/A	55,58,614	TEST & ANAL		

DEFICIENCY RESOLUTION:

PREPARED BY: RDC DATE: 06/27/83 REVISION DATE: 09/12/83

FACILITY: LGS UNIT: 1 DOCKET: 50-352 EQRR: 124

REVIEWED BY: FMV DATE: 09/12/83

SYSTEM: NUCLEAR BOILER SYSTEM
ACCY: SPEC: N/A
DEMON: N/A
REF: N/A
LOCATION: PRI CONT/ZONE 2

PLANT ID: HV-41-1F084
RACK/PANEL: N/A

COMPONENT: PILOT SOLENOID VALVE
MODEL NO.: NP8320A185E

ASSOC COMP: AIR OPERATOR (X-438)
ASSOC M/N: N/A
ASSOC. DWG: LOC: M-0210

ASSOC COMP: N/A
ASSOC M/N: N/A
P&ID: M-41

MANUFACTU: AUTOMATIC SWITCH COMPANY
SERIAL NO:

ASSOC MANF: FISHER VALVES
ASSOC S/N: N/A

ASSOC MANF: N/A
ASSOC S/N: N/A

SERVICE: INBOARD ISOLATION VALVE FOR MAIN STEAM LINE SAMPLE LINE.
NORMALLY DE-ENERGIZED CLOSED, FAILS CLOSED.

P.O. NO: F-59145

FUNCTION: ISOLATES UPON RV LEVEL 2 TRIP AND HIGH RADIATION IN MAIN STEAM LINES (AND VICINITY) SIGNALS. REQUIRED FOR LOCA AND ALL HELBS.

SUBMERGENCE: N/A

CHEMICAL SPRAY: YES

PARAMETER	ENVIRONMENT		DOCUMENTATION REFERENCE		QUALIFICATION	OUTSTANDING ITEMS	INTERFACES:
	SPECIFICATION	QUALIFICATION	SPECIFICATION	QUALIFICATION	METHOD		CABLE: EQRR 22
OPERATING TIME	1 HR.	30 DAYS	78	119	TEST		
TEMPERATURE (F)	340	450	85	119	TEST		MAINTENANCE REQUIREMENTS: REFERENCE 119, APPENDIX C.
PRESSURE (PSIA)	58.7	60.7	85	119	TEST		
RELATIVE HUMIDITY (%)	100	100	85	119	TEST		
RADIATION	2.27 E7	2.05 E8	85	119	TEST		REMARKS:
AGING	40 YRS.	40 YRS.	N/A	119	TEST & ANAL.		

DEFICIENCY RESOLUTION:

PREPARED BY: RDC DATE: 06/27/83 REVISION DATE: 09/12/83

FACILITY: LGS UNIT: 1 DOCKET: 50-352 EQRR: 124

REVIEWED BY: FMV DATE: 09/12/83

SYSTEM: NUCLEAR BOILER SYSTEM
ACCY: SPEC: N/A
DEMON: N/A
REF: N/A
LOCATION: ROOM 522

PLANT ID: HV-41-1F085
RACK/PANEL: N/A

COMPONENT: PILOT SOLENOID VALVE
ASSOC COMP: AIR OPERATOR (X-43B)
ASSOC COMP: N/A
MODEL NO.: NP8320A185E
ASSOC M/N: N/A
ASSOC M/N: N/A
ASSOC. DWG: LOC: M-0210
P&ID: M-41

MANUFACTU: AUTOMATIC SWITCH COMPANY
ASSOC MANF: FISHER VALVES
ASSOC MANF: N/A
SERIAL NO:
ASSOC S/N: N/A
ASSOC S/N: N/A

SERVICE: OUTBOARD ISOLATION VALVE FOR MAIN STEAM LINE SAMPLE LINE.
NORMALLY DE-ENERGIZED CLOSED, FAILS CLOSED.
P.O. NO: F-59145

FUNCTION: ISOLATES UPON RV LEVEL 2 TRIP AND HIGH RADIATION IN MAIN STEAM LINES (AND VICINITY) SIGNALS.
REQUIRED FOR LOCA AND ALL HELBS.
SUBMERGENCE: N/A
CHEMICAL SPRAY: N/A

PARAMETER	ENVIRONMENT		DOCUMENTATION REFERENCE		QUALIFICATION	OUTSTANDING ITEMS	INTERFACES:
	SPECIFICATION	QUALIFICATION	SPECIFICATION	QUALIFICATION	METHOD		CABLE: EQRR 22
OPERATING TIME	1 HR.	30 DAYS	78	119	TEST		
TEMPERATURE (F)	210 (F)	450	85	119	TEST		MAINTENANCE REQUIREMENTS: REFERENCE 119, APPENDIX C.
PRESSURE (PSIA)	17.4 (G)	60.7	85	119	TEST		
RELATIVE HUMIDITY (%)	100 (G)	100	85	119	TEST		
RADIATION	1.36 E6	2.05 E8	85	119	TEST		REMARKS:
AGING	40 YRS.	40 YRS.	N/A	119	TEST & ANAL.		

DEFICIENCY RESOLUTION:

PREPARED BY: RDC DATE: 05/05/83 REVISION DATE: 05/20/83

FACILITY: LGS UNIT: 1 DOCKET: 50-352 EQRR: 106

REVIEWED BY: FMV DATE: 05/20/83

SYSTEM: NUCLEAR BOILER SYSTEM
ACCY: SPEC: N/A
DEMON: N/A
REF: N/A
LOCATION: ROOM 407

PLANT ID: HV-41-109A
RACK/PANEL: N/A

COMPONENT: MOTOR OPERATOR
MODEL NO.: SMB-2-60

ASSOC COMP: VALVE
ASSOC M/N: N/A
ASSOC. DWG: LOC: M-226

ASSOC COMP: N/A
ASSOC M/N: N/A
P&ID: M-41

MANUFACTU: LIMITORQUE
SERIAL NO: N/A

ASSOC MANF: VELAN
ASSOC S/N: N/A

ASSOC MANF: N/A
ASSOC S/N: N/A

SERVICE: FEEDWATER FLUSHING LINE. NORMALLY CLOSED.

P.O. NO: P-104B

FUNCTION: CONTROLS FEEDWATER LINE FLUSHING AND PROVIDES REMOTE-MANUAL MAIN FEED LINE FLUSHING CAPABILITY PRIOR TO START-UP. MUST REMAIN CLOSED TO PREVENT HPCI DRAINAGE TO CONDENSATE. REQUIRED TO STAY CLOSED FOR LOCA AND ALL HELBS, NO ACTIVE S/R FUNCTION. FED FROM CLASS 1E POWER.

SUBMERGENCE: N/A

CHEMICAL SPRAY: N/A

PARAMETER	ENVIRONMENT		DOCUMENTATION REFERENCE		QUALIFICATION	OUTSTANDING ITEMS	INTERFACES:
	SPECIFICATION	QUALIFICATION	SPECIFICATION	QUALIFICATION	METHOD		LUGS: EQRR 171 CABLE: EQRR 21 & 22
OPERATING TIME	1 HR.	30 DAYS	525	55,58	TEST		
TEMPERATURE (F)	311 (H)	340	85	55,58	TEST		MAINTENANCE REQUIREMENTS:
PRESSURE (PSIA)	24.6 (H)	119.7	85	55,58	TEST		REFERENCE 130, PARA 5.0 AND APPENDIX B
RELATIVE HUMIDITY (%)	100 (H)	100	85	55,58	TEST		
RADIATION	1.46 E6	2.04 E8	85	55,58	TEST		REMARKS:
AGING	40 YRS.	40 YRS.	N/A	55,58,614	TEST & ANAL		

DEFICIENCY RESOLUTION:

PREPARED BY: RDC DATE: 05/05/83 REVISION DATE: 05/20/83

FACILITY: LGS UNIT: 1 DOCKET: 50-352 EQRR: 106

REVIEWED BY: FMV DATE: 05/20/83

SYSTEM: NUCLEAR BOILER SYSTEM ACCY: SPEC: N/A LOCATION: ROOM 407
DEMON: N/A
PLANT ID: HV-41-109B REF: N/A RACK/PANEL: N/A

COMPONENT: MOTOR OPERATOR MODEL NO.: SMB-2-60
ASSOC COMP: VALVE ASSOC M/N: N/A ASSOC. DWG: LOC: M-226
ASSOC COMP: N/A ASSOC M/N: N/A P&ID: M-41

MANUFACTU: LIMITORQUE SERIAL NO: N/A
ASSOC MANF: VELAN ASSOC S/N: N/A
ASSOC MANF: N/A ASSOC S/N: N/A

SERVICE: FEEDWATER FLUSHING LINE. NORMALLY CLOSED.
P.O. NO: P-104B

FUNCTION: CONTROLS FEEDWATER LINE FLUSHING AND PROMOTES REMOTE-MANUAL MAIN FEED LINE FLUSHING CAPABILITY PRIOR TO START-UP. MUST REMAIN CLOSED TO PREVENT HPCI DRAINAGE TO CONDENSATE. REQUIRED TO STAY CLOSED FOR LOCA AND ALL HELBS, NO ACTIVE S/R FUNCTION. FED FROM CLASS 1E POWER.
SUBMERGENCE: N/A
CHEMICAL SPRAY: N/A

PARAMETER	ENVIRONMENT		DOCUMENTATION REFERENCE		QUALIFICATION	OUTSTANDING ITEMS	INTERFACES:
	SPECIFICATION	QUALIFICATION	SPECIFICATION	QUALIFICATION	METHOD		LUGS: EQRR 171 CABLE: EQRR 21 & 22
OPERATING TIME	1 HR.	30 DAYS	526	55,58	TEST		
TEMPERATURE (F)	311 (H)	340	85	55,58	TEST		MAINTENANCE REQUIREMENTS:
PRESSURE (PSIA)	24.6 (H)	119.7	85	55,58	TEST		REFERENCE 130, PARA 5.0 AND APPENDIX B
RELATIVE HUMIDITY (%)	100(H)	100	85	55,58	TEST		
RADIATION	1.46 E6	2.04 E8	85	55,58	TEST		REMARKS:
AGING	40 YRS.	40 YRS.	N/A	55,58,614	TEST & ANAL		

DEFICIENCY RESOLUTION:

PREPARED BY: RDC DATE: 05/05/83 REVISION DATE: 09/28/83

FACILITY: LGS UNIT: 1 DOCKET: 50-352 EQRR: 123

REVIEWED BY: FMV DATE: 09/28/83

SYSTEM: NUCLEAR BOILER SYSTEM

ACCY: SPEC: N/A
DEMON: N/A
REF: N/A

LOCATION: ROOM 407

PLANT ID: HV-41-140

RACK/PANEL: N/A

COMPONENT: MOTOR OPERATOR
ASSOC COMP: VALVE
ASSOC COMP: N/A

MODEL NO.: SMB-000-2
ASSOC M/N: N/A
ASSOC M/N: N/A

ASSOC. DWG: LOC: E-1162
P&ID: M-41

MANUFACTU: LIMITORQUE
ASSOC MANF: ROCKWELL
ASSOC MANF: N/A

SERIAL NO: N/A
ASSOC S/N: N/A
ASSOC S/N: N/A

SERVICE: MAIN STEAM LINE BLEED DRAIN LINE. VENTS BYPASS LEAKAGE FROM CONTAINMENT ISOLATION VALVE HV-41-1F019. NORMALLY CLOSED.

P.O. NO: P-114A

FUNCTION: VALVE OPENED MANUALLY FROM CONTROL ROOM WITHIN THE FIRST HOUR POST-LOCA. REMAINS OPEN FOR 180 DAYS. NOT REQUIRED FOR HELB.

SUBMERGENCE: N/A

CHEMICAL SPRAY: N/A

PARAMETER	ENVIRONMENT		DOCUMENTATION REFERENCE		QUALIFICATION	OUTSTANDING ITEMS	INTERFACES:
	SPECIFICATION	QUALIFICATION	SPECIFICATION	QUALIFICATION	METHOD		LUGS: EQRR 171 CABLE: EQRR 21 & 22
OPERATING TIME	1 HR.	16 DAYS	507	56,104	TEST		
TEMPERATURE (F)	115	250	85	56,104	TEST		MAINTENANCE REQUIREMENTS:
PRESSURE (PSIA)	14.7	39.7	85	56,104	TEST		REFERENCE 128, PARA. 4.1, 7.0, AND APPENDIX A.
RELATIVE HUMIDITY (%)	90	100	85	56,104	TEST		
RADIATION	1.46 E6	2.00 E7	85	56,104	TEST		REMARKS:
AGING	40 YRS.	40 YRS.	N/A	56,104,616	TEST & ANAL		

DEFICIENCY RESOLUTION:

FACILITY: LGS UNIT: 1 DOCKET: 50-352 EQRR: 123

PREPARED BY: RDC DATE: 05/05/83 REVISION DATE: 05/12/83

REVIEWED BY: FMV DATE: 05/12/83

SYSTEM: NUCLEAR BOILER SYSTEM

PLANT ID: HV-41-141

ACCY: SPEC: N/A
DEMON: N/A
REF: N/A

LOCATION: ROOM 407

RACK/PANEL: N/A

COMPONENT: MOTOR OPERATOR
ASSOC COMP: VALVE
ASSOC COMP: N/A

MODEL NO.: SMB-000-2
ASSOC M/N: N/A
ASSOC M/N: N/A

ASSOC. DWG: LOC: E-1162
P&ID: M-41

MANUFACTU: LIMITORQUE
ASSOC MANF: ROCKWELL
ASSOC MANF: N/A

SERIAL NO: N/A
ASSOC S/N: N/A
ASSOC S/N: N/A

SERVICE: MAIN STEAM LINE BLEED DRAIN LINE. VENTS BYPASS LEAKAGE FROM CONTAINMENT ISOLATION VALVE HV-41-1F019, NORMALLY CLOSED.

P.O. NO: P-114A

FUNCTION: VALVE OPENED MANUALLY FROM THE CONTROL ROOM WITHIN THE FIRST HOUR POST-LOCA. REMAINS OPEN FOR 180 DAYS. NOT REQUIRED FOR HELB.

SUBMERGENCE: N/A

CHEMICAL SPRAY: N/A

PARAMETER	ENVIRONMENT		DOCUMENTATION REFERENCE		QUALIFICATION	OUTSTANDING ITEMS	INTERFACES: LUGS: EQRR 171 CABLE: EQRR 21 & 22
	SPECIFICATION	QUALIFICATION	SPECIFICATION	QUALIFICATION	METHOD		
OPERATING TIME	1 HR.	16 DAYS	507	56,104	TEST		
TEMPERATURE (F)	115	250	85	56,104	TEST		MAINTENANCE REQUIREMENTS:
PRESSURE (PSIA)	14.7	39.7	85	56,104	TEST		REFERENCE 128, PARA. 4.1, 7.0, AND APPENDIX A.
RELATIVE HUMIDITY (%)	90	100	85	56,104	TEST		
RADIATION	1.46 E6	2.00 E7	85	56,104	TEST		REMARKS:
AGING	40 YRS.	40 YRS.	N/A	55,56,616	TEST & ANAL		

DEFICIENCY RESOLUTION:

FACILITY: LGS UNIT: 1 DOCKET: 50-352 EQRR: 104

PREPARED BY: RDC DATE: 05/26/83 REVISION DATE: 09/28/83

REVIEWED BY: FMV DATE: 09/28/83

SYSTEM: NUCLEAR BOILER SYSTEM

ACCY: SPEC: N/A
DEMON: N/A
REF: N/A

LOCATION: ROOM 407

PLANT ID: HV-41-142

RACK/PANEL: N/A

COMPONENT: MOTOR OPERATOR
ASSOC COMP: VALVE
ASSOC COMP: N/A

MODEL NO.: SMB-00-10
ASSOC M/N: N/A
ASSOC M/N: N/A

ASSOC. DWG: LOC: M-221
P&ID: M-41

MANUFACTU: LIMITORQUE
ASSOC MANF: VELAN
ASSOC MANF: N/A

SERIAL NO: N/A
ASSOC S/N: N/A
ASSOC S/N: N/A

SERVICE: BYPASS LEAKAGE BARRIER BLOCK VALVE. NORMALLY OPEN.

P.O. NO: P-104B

FUNCTION: ISOLATES UPON RV LEVEL 2 TRIP SIGNAL OR HIGH DRYWELL PRESSURE SIGNAL. REQUIRED FOR LOCA.

SUBMERGENCE: N/A

CHEMICAL SPRAY: N/A

PARAMETER	ENVIRONMENT		DOCUMENTATION REFERENCE		QUALIFICATION	OUTSTANDING ITEMS	INTERFACES:
	SPECIFICATION	QUALIFICATION	SPECIFICATION	QUALIFICATION	METHOD		LUGS: EQRR 171 CABLE: EQRR 21 & 22
OPERATING TIME	1 HR.	16 DAYS	507	56,104	TEST		
TEMPERATURE (F)	120	250	85	56,104	TEST		MAINTENANCE REQUIREMENTS: REFERENCE 128,PARA 7.0, AND APPENDIX A.
PRESSURE (PSIA)	14.7	39.7	85	56,104	TEST		
RELATIVE HUMIDITY (%)	90	100	85	56,104	TEST		
RADIATION	1.46 E6	2.00 E7	85	56,104	TEST		REMARKS: SPECIFIED ENVIRONMENTAL PARAMETERS ARE FOR LOCA.
AGING	40 YRS.	40 YRS.	N/A	56,104,616	TEST & ANAL.		

DEFICIENCY RESOLUTION:

PREPARED BY: RDC DATE: 05/05/83 REVISION DATE: 09/28/83

FACILITY: LGS UNIT: 1 DOCKET: 50-352 EQRR: 104

REVIEWED BY: FMV DATE: 09/28/83

SYSTEM: NUCLEAR BOILER SYSTEM
ACCY: SPEC: N/A
DEMON: N/A
REF: N/A
LOCATION: ROOM 407

PLANT ID: HV-41-143
RACK/PANEL: N/A

COMPONENT: MOTOR OPERATOR
MODEL NO.: SMB-00-10

ASSOC COMP: VALVE
ASSOC M/N: N/A
ASSOC DWG: LOC: M-221

ASSOC COMP: N/A
ASSOC M/N: N/A
P&ID: M-41

MANUFACTU: LIMITORQUE
SERIAL NO: N/A

ASSOC MANF: VELAN
ASSOC S/N: N/A

ASSOC MANF: N/A
ASSOC S/N: N/A

SERVICE: BYPASS LEAKAGE BARRIER BLOCK VALVE. NORMALLY OPEN.

P.O. NO: P-104B

FUNCTION: ISOLATES UPON RV LEVEL 2 TRIP SIGNAL OR HIGH DRYWELL PRESSURE SIGNAL. REQUIRED FOR LOCA.

SUBMERGENCE: N/A

CHEMICAL SPRAY: N/A

PARAMETER	ENVIRONMENT		DOCUMENTATION REFERENCE		QUALIFICATION	OUTSTANDING ITEMS	INTERFACES:
	SPECIFICATION	QUALIFICATION	SPECIFICATION	QUALIFICATION	METHOD		LUGS: EQRR 171 CABLE: EQRR 21 & 22
OPERATING TIME	1 HR.	16 DAYS	507	56,104	TEST		
TEMPERATURE (F)	120	250	85	56,104	TEST		MAINTENANCE REQUIREMENTS:
PRESSURE (PSIA)	14.7	39.7	85	56,104	TEST		REFERENCE 128, PARA 4.1, 7.0 AND APPENDIX A.
RELATIVE HUMIDITY (%)	90	100	85	56,104	TEST		
RADIATION	1.46 E6	2.00 E7	85	56,104	TEST		REMARKS:
AGING	40 YRS.	40 YRS.	N/A	56,104,616	TEST & ANAL		SPECIFIED ENVIRONMENTAL PARAMETERS ARE FOR LOCA.

DEFICIENCY RESOLUTION:

PREPARED BY: RDC DATE: 07/06/83 REVISION DATE: 09/12/83

FACILITY: LGS UNIT: 1 DOCKET: 50-352 EQRR: 124

REVIEWED BY: FMV DATE: 09/12/83

SYSTEM: NUCLEAR BOILER SYSTEM
ACCY: SPEC: N/A
DEMON: N/A
REF: N/A
LOCATION: PRI CONT/ZONE 2

PLANT ID: LS-HV-41-1F084
RACK/PANEL: N/A

COMPONENT: LIMIT SWITCH
MODEL NO.: EA180-XX302
ASSOC COMP: AIR OPERATOR
ASSOC M/N: N/A
ASSOC. DWG: N/A
ASSOC COMP: N/A
ASSOC M/N: N/A

MANUFACTU: NAMCO
SERIAL NO:
ASSOC MANF: FISHER VALVES
ASSOC S/N: N/A
ASSOC MANF: N/A
ASSOC S/N: N/A

SERVICE: VALVE HV-41-1F084.

P.O. NO: F-59026

FUNCTION: PROVIDES INDICATION OF VALVE POSITION.
REQUIRED FOR LOCA AND ALL HELBS.

SUBMERGENCE: N/A

CHEMICAL SPRAY: YES

PARAMETER	ENVIRONMENT		DOCUMENTATION REFERENCE		QUALIFICATION	OUTSTANDING ITEMS	INTERFACES:
	SPECIFICATION	QUALIFICATION	SPECIFICATION	QUALIFICATION	METHOD		CABLE: EQRR 22
OPERATING TIME	1 HR.	30 DAYS	78	127	TEST		
TEMPERATURE (F)	340	346	85	127	TEST		MAINTENANCE REQUIREMENTS: REFERENCE 127 SECTION 4.6
PRESSURE (PSIA)	58.7	84.7	85	127	TEST		
RELATIVE HUMIDITY (%)	100	100	85	127	TEST		
RADIATION	2.27 E7	2.04 E8	85	127	TEST		REMARKS:
AGING	40 YRS.	40 YRS.	N/A	127	TEST & ANAL.		

DEFICIENCY RESOLUTION:

PREPARED BY: RDC DATE: 07/06/83 REVISION DATE: 09/12/83

FACILITY: LGS UNIT: 1 DOCKET: 50-352 EQRR: 124

REVIEWED BY: FMV DATE: 09/12/83

SYSTEM: NUCLEAR BOILER SYSTEM

ACCY:SPEC: N/A
DEMON: N/A
REF: N/A

LOCATION: ROOM 522

PLANT ID: LS-HV-41-1F085

RACK/PANEL: N/A

COMPONENT: LIMIT SWITCH
ASSOC COMP: AIR OPERATOR
ASSOC COMP: N/A

MODEL NO.: EA180-XX302
ASSOC M/N: N/A
ASSOC M/N: N/A

ASSOC. DWG: N/A

MANUFACTU: NAMCO
ASSOC MANF: FISHER VALVES
ASSOC MANF: N/A

SERIAL NO:
ASSOC S/N: N/A
ASSOC S/N: N/A

SERVICE: VALVE HV-41-1F085.

P.O. NO: F-59026

FUNCTION: PROVIDES INDICATION OF VALVE POSITION.
REQUIRED FOR LOCA AND ALL HELBS.

SUBMERGENCE: N/A

CHEMICAL SPRAY: N/A

PARAMETER	ENVIRONMENT		DOCUMENTATION REFERENCE		QUALIFICATION	OUTSTANDING ITEMS	INTERFACES: CABLE: EQRR 22
	SPECIFICATION	QUALIFICATION	SPECIFICATION	QUALIFICATION	METHOD		
OPERATING TIME	1 HR.	30 DAYS	78	127	TEST		
TEMPERATURE (F)	210 (F)	346	85	127	TEST		MAINTENANCE REQUIREMENTS: REFERENCE 127 SECTION 4.0
PRESSURE (PSIA)	17.4 (G)	84.7	85	127	TEST		
RELATIVE HUMIDITY (%)	100 (G)	100	85	127	TEST		
RADIATION	1.36 E6	2.04 E8	85	127	TEST		REMARKS:
AGING	40 YRS.	40 YRS.	N/A	127	TEST & ANAL.		

DEFICIENCY RESOLUTION:

PREPARED BY: DJT DATE: 01/09/84 REVISION DATE: 01/09/84

FACILITY: LGS UNIT: 1 DOCKET: 50-352 EQRR: P114

REVIEWED BY: WJB DATE: 01/09/84

SYSTEM: NUCLEAR BOILER SYSTEM

ACCY: SPEC: +/- 3 PSIG OF SET PT.
DENOM: +/- 0.42% FS
REF: 800

LOCATION: ROOM 304

PLANT ID: PDT-41-1N086A

RACK/PANEL: 10C041

COMPONENT: DIFFERENTIAL PRESSURE TRANSMITTER

MODEL NO.: 1151DP7D22M8GE3

ASSOC COMP: N/A
ASSOC COMP: N/A

ASSOC M/N: N/A
ASSOC M/N: N/A

ASSOC. DWG: LOC: M-0713
P&ID: M-41
PFD: 163C1561P742203
MPL: B21-N086A
CCP: 26,72

MANUFACTU: ROSEMOUNT

SERIAL NO: 48444

ASSOC MANF: N/A
ASSOC MANF: N/A

ASSOC S/N: N/A
ASSOC S/N: N/A

SERVICE: MAIN STEAM LINE A.
FLOW.

P.O. NO: M-001

FUNCTION: TRANSMITS DP SIGNAL FROM MAIN STEAM LINE A VENTURI TO PDIS-42-1N686A, MAIN STEAM LINE BREAK DETECTION.

SUBMERGENCE: N/A

CHEMICAL SPRAY: N/A

PARAMETER	ENVIRONMENT		DOCUMENTATION REFERENCE		QUALIFICATION	OUTSTANDING ITEMS	INTERFACES:
	SPECIFICATION	QUALIFICATION	SPECIFICATION	QUALIFICATION	METHOD		
OPERATING TIME	1 HR.	27 HRS.	78	800	TEST		
TEMPERATURE (F)	115	212	85	800	TEST		MAINTENANCE REQUIREMENTS: REF. 800; SECT. 4.
PRESSURE (PSIA)	14.7	14.7	85	800	TEST		
RELATIVE HUMIDITY (%)	90	100	85	800	TEST		
RADIATION	2.58 E4	2.00 E6	85	800	TEST		REMARKS:
AGING	40 YRS.	9 YRS.	N/A	800	ANALYSIS		

DEFICIENCY RESOLUTION:

PREPARED BY: DJT DATE: 01/09/84 REVISION DATE: 01/09/84

FACILITY: LGS UNIT: 1 DOCKET: 50-352 EQRR: P115

REVIEWED BY: WJB DATE: 01/09/84

SYSTEM: NUCLEAR BOILER SYSTEM

ACCY: SPEC: +/- 3 PSIG OF SET PT.
DEMON: +/- 0.42% FS
REF: 800

LOCATION: ROOM 304

PLANT ID: FDT-41-1N086B

RACK/PANEL: 10C041

COMPONENT: DIFFERENTIAL PRESSURE TRANSMITTER

MODEL NO.: 1151DP/D22MBGE3

ASSOC COMP: N/A

ASSOC M/N: N/A

ASSOC. DWG: LOC: M-0713

ASSOC COMP: N/A

ASSOC M/N: N/A

P&ID: M-41

PFD: 163C1561P742203

MANUFACTU: ROSEMOUNT

SERIAL NO: 48625

MPL: B21-N086B

ASSOC MANF: N/A

ASSOC S/N: N/A

CCP: 26,72

ASSOC MANF: N/A

ASSOC S/N: N/A

SERVICE: MAIN STEAM LINE A.
FLOW.

P.O. NO: M-001

FUNCTION: TRANSMITS DP SIGNAL FROM MAIN STEAM LINE A VENTURI TO FDIS-42-1N686B, MAIN STEAM LINE BREAK DETECTION.

SUBMERGENCE: N/A

CHEMICAL SPRAY: N/A

PARAMETER	ENVIRONMENT		DOCUMENTATION REFERENCE		QUALIFICATION	OUTSTANDING ITEMS	INTERFACES:
	SPECIFICATION	QUALIFICATION	SPECIFICATION	QUALIFICATION	METHOD		
OPERATING TIME	1 HR.	27 HRS.	78	800	TEST		
TEMPERATURE (F)	115	212	85	800	TEST		MAINTENANCE REQUIREMENTS: REF. 800; SECT. 4.
PRESSURE (PSIA)	14.7	14.7	85	800	TEST		
RELATIVE HUMIDITY (%)	90	100	85	800	TEST		
RADIATION	2.58 E4	2.00 E6	85	800	TEST		REMARKS:
AGING	40 YRS.	9 YRS.	N/A	800	ANALYSIS		

DEFICIENCY RESOLUTION:

FACILITY: LGS UNIT: 1 DOCKET: 50-352 EQRR: P116

PREPARED BY: DJT DATE: 01/09/84 REVISION DATE: 01/09/84

REVIEWED BY: WJB DATE: 01/09/84

SYSTEM: NUCLEAR BOILER SYSTEM

PLANT ID: PDT-41-1N086C

COMPONENT: DIFFERENTIAL PRESSURE TRANSMITTER
ASSOC COMP: N/A
ASSOC COMP: N/A

MANUFACTU: ROSEMOUNT
ASSOC MANF: N/A
ASSOC MANF: N/A

SERVICE: MAIN STEAM LINE A. FLOW.

FUNCTION: TRANSMITS DP SIGNAL FROM MAIN STEAM LINE A VENTURI TO PDIS-42-1N686C, MAIN STEAM LINE BREAK DETECTION.

ACCY: SPEC: +/- 3 PSIG OF SET PT.
DEMON: +/- 0.42% FS
REF: 800

MODEL NO.: 1151DP7D22M8QE3
ASSOC M/N: N/A
ASSOC M/N: N/A

SERIAL NO: 48441
ASSOC S/N: N/A
ASSOC S/N: N/A

LOCATION: ROOM 304

RACK/PANEL: 10C042

ASSOC. DWG: LOC: M-0713
P&ID: M-41
PPD: 163C1561P742203
MPL: B21-N086C
CCP: 26,72

P.O. NO: M-001

SUBMERGENCE: N/A

CHEMICAL SPRAY: N/A

PARAMETER	ENVIRONMENT		DOCUMENTATION REFERENCE		QUALIFICATION	OUTSTANDING ITEMS	INTERFACES:
	SPECIFICATION	QUALIFICATION	SPECIFICATION	QUALIFICATION	METHOD		
OPERATING TIME	1 HR.	27 HRS.	78	800	TEST		
TEMPERATURE (F)	115	212	85	800	TEST		MAINTENANCE REQUIREMENTS: REF. 800; SECT. 4.
PRESSURE (PSIA)	14.7	14.7	85	800	TEST		
RELATIVE HUMIDITY (%)	90	100	85	800	TEST		
RADIATION	2.58 E4	2.00 E6	85	800	TEST		REMARKS:
AGING	40 YRS.	9 YRS.	N/A	800	ANALYSIS		

DEFICIENCY RESOLUTION:

PREPARED BY: DJT DATE: 01/09/84 REVISION DATE: 01/09/84

FACILITY: LGS UNIT: 1 DOCKET: 50-352 EQRR: P117

REVIEWED BY: WJB DATE: 01/09/84

SYSTEM: NUCLEAR BOILER SYSTEM

ACCY: SPEC: +/- 3 PSIG OF SET PT.
DEMON: +/- 0.42% FS
REF: 800

LOCATION: ROOM 304

PLANT ID: PDT-41-1N086D

RACK/PANEL: 10C042

COMPONENT: DIFFERENTIAL PRESSURE TRANSMITTER

MODEL NO.: 1151DP7D22M8GE3

ASSOC COMP: N/A

ASSOC M/N: N/A

ASSOC. DWG: LOC: M-0713
P&ID: M-41
PFD: 163C1561P742203

ASSOC COMP: N/A

ASSOC M/N: N/A

MANUFACTU: ROSEMOUNT

SERIAL NO: 48442

MPL: B21-N086D

ASSOC MANF: N/A

ASSOC S/N: N/A

CCP: 26,72

ASSOC MANF: N/A

ASSOC S/N: N/A

SERVICE: MAIN STEAM LINE A.
FLOW.

P.O. NO: M-001

FUNCTION: TRANSMITS DP SIGNAL FROM MAIN STEAM LINE A VENTURI TO PDIS-42-1N686D, MAIN STEAM LINE BREAK DETECTION.

SUBMERGENCE: N/A

CHEMICAL SPRAY: N/A

PARAMETER	ENVIRONMENT		DOCUMENTATION REFERENCE		QUALIFICATION	OUTSTANDING ITEMS	INTERFACES:
	SPECIFICATION	QUALIFICATION	SPECIFICATION	QUALIFICATION	METHOD		
OPERATING TIME	1 HR.	27 HRS.	78	800	TEST		
TEMPERATURE (F)	115	212	85	800	TEST		MAINTENANCE REQUIREMENTS: REF 800; SECT. 4.
PRESSURE (PSIA)	14.7	14.7	85	800	TEST		
RELATIVE HUMIDITY (%)	90	100	85	800	TEST		
RADIATION	2.58 E4	2.00 E6	85	800	TEST		REMARKS:
AGING	40 YRS.	9 YRS.	N/A	800	ANALYSIS		

DEFICIENCY RESOLUTION:

PREPARED BY: DJT DATE: 01/09/84 REVISION DATE: 01/09/84

FACILITY: LGS UNIT: 1 DOCKET: 50-352 EQRR: P118

REVIEWED BY: WJB DATE: 01/09/84

SYSTEM: NUCLEAR BOILER SYSTEM

ACCY: SPEC: +/- 3 PSIG OF SET PT.
DEMON: +/- 0.42% FS
REF: 800

LOCATION: ROOM 304

PLANT ID: PDT-41-1N087A

RACK/PANEL: 10C041

COMPONENT: DIFFERENTIAL PRESSURE TRANSMITTER
ASSOC COMP: N/A
ASSOC COMP: N/A

MODEL NO.: 1151DP7D22M8GE3
ASSOC M/N: N/A
ASSOC M/N: N/A

ASSOC. DWG: LOC: M-0713
P&ID: M-41
PPD: 163C1561P742203

MANUFACTU: ROSEMOUNT
ASSOC MANF: N/A
ASSOC MANF: N/A

SERIAL NO: 48445
ASSOC S/N: N/A
ASSOC S/N: N/A

MPL: B21-N087A
CCP: 26,73

SERVICE: MAIN STEAM LINE B. FLOW.

P.O. NO: M-001

FUNCTION: TRANSMITS DP SIGNAL FROM MAIN STEAM LINE B VENTURI PDIS-41-1N687A, MAIN STEAM LINE BREAK DETECTION.

SUBMERGENCE: N/A

CHEMICAL SPRAY: N/A

PARAMETER	ENVIRONMENT		DOCUMENTATION REFERENCE		QUALIFICATION	OUTSTANDING ITEMS	INTERFACES:
	SPECIFICATION	QUALIFICATION	SPECIFICATION	QUALIFICATION	METHOD		
OPERATING TIME	1 HR.	27 HRS.	78	800	TEST		
TEMPERATURE (F)	115	212	85	800	TEST		MAINTENANCE REQUIREMENTS: REF. 800; SECT. 4.
PRESSURE (PSIA)	14.7	14.7	85	800	TEST		
RELATIVE HUMIDITY (%)	90	100	85	800	TEST		
RADIATION	2.58 E4	2.00 E6	85	800	TEST		REMARKS:
AGING	40 YRS.	9 YRS.	N/A	800	ANALYSIS		

DEFICIENCY RESOLUTION:

PREPARED BY: DJT DATE: 01/09/84 REVISION DATE: 01/09/84

FACILITY: LGS UNIT: 1 DOCKET: 50-352 EQRR: P119

REVIEWED BY: WJB DATE: 01/09/84

SYSTEM: NUCLEAR BOILER SYSTEM

ACCY: SPEC: +/- 3 PSIG OF SET PT.
DEMON: +/- 0.42% FS
REF: 800

LOCATION: ROOM 304

PLANT ID: PDT-41-1N087B

RACK/PANEL: 10C041

COMPONENT: DIFFERENTIAL PRESSURE TRANSMITTER
ASSOC COMP: N/A
ASSOC COMP: N/A

MODEL NO.: 1151DP7D22M8GE3
ASSOC M/N: N/A
ASSOC M/N: N/A

ASSOC. DWG: LOC: M-0713
P&ID: M-41
PFD: 163C1561P742203
MPL: B21-N087B
CCP: 26,73

MANUFACTU: ROSEMOUNT
ASSOC MANF: N/A
ASSOC MANF: N/A

SERIAL NO: 49032
ASSOC S/N: N/A
ASSOC S/N: N/A

SERVICE: MAIN STEAM LINE B.
FLOW.

P.O. NO: M-001

FUNCTION: TRANSMITS DP SIGNAL FROM MAIN STEAM LINE B VENTURI
PDIS-41-1N687B, MAIN STEAM LINE BREAK DETECTION.

SUBMERGENCE: N/A

CHEMICAL SPRAY: N/A

PARAMETER	ENVIRONMENT		DOCUMENTATION REFERENCE		QUALIFICATION	OUTSTANDING ITEMS	INTERFACES:
	SPECIFICATION	QUALIFICATION	SPECIFICATION	QUALIFICATION	METHOD		
OPERATING TIME	1 HR.	27 HRS.	78	800	TEST		
TEMPERATURE (F)	115	212	85	800	TEST		MAINTENANCE REQUIREMENTS: REF. 800; SECT. 4.
PRESSURE (PSIA)	14.7	14.7	85	800	TEST		
RELATIVE HUMIDITY (%)	90	100	85	800	TEST		
RADIATION	2.58 E4	2.00 E6	85	800	TEST		REMARKS:
AGING	40 YRS.	9 YRS.	N/A	800	ANALYSIS		

DEFICIENCY RESOLUTION:

PREPARED BY: DJT DATE: 01/09/84 REVISION DATE: 01/09/84

FACILITY: LGS UNIT: 1 DOCKET: 50-352 EQRR: P120

REVIEWED BY: WJB DATE: 01/09/84

SYSTEM: NUCLEAR BOILER SYSTEM

ACCY: SPEC: +/- 3 PSIG OF SET PT.
DEMON: +/- 0.42% FS
REF: 800

LOCATION: ROOM 304

PLANT ID: PDT-41-1N087C

RACK/PANEL: 10C042

COMPONENT: DIFFERENTIAL PRESSURE TRANSMITTER
ASSOC COMP: N/A
ASSOC COMP: N/A

MODEL NO.: 1151DP7D22M8GE3
ASSOC M/N: N/A
ASSOC M/N: N/A

ASSOC. DWG: LOC: M-0713
P&ID: M-41
PPD: 163C1561P742203

MANUFACTU: ROSEMOUNT
ASSOC MANF: N/A
ASSOC MANF: N/A

SERIAL NO: 49030
ASSOC S/N: N/A
ASSOC S/N: N/A

MPL: B21-N087C
CCP: 26,73

SERVICE: MAIN STEAM LINE B.
FLOW.

P.O. NO: M-001

FUNCTION: TRANSMITS DP SIGNAL FROM MAIN STEAM LINE B VENTURI
PDIS-41-1N687C, MAIN STEAM LINE BREAK DETECTION.

SUBMERGENCE: N/A

CHEMICAL SPRAY: N/A

PARAMETER	ENVIRONMENT		DOCUMENTATION REFERENCE		QUALIFICATION	OUTSTANDING ITEMS	INTERFACES:
	SPECIFICATION	QUALIFICATION	SPECIFICATION	QUALIFICATION	METHOD		
OPERATING TIME	1 HR.	27 HRS.	78	800	TEST		
TEMPERATURE (F)	115	212	85	800	TEST		MAINTENANCE REQUIREMENTS: REF 800; SECT. 4.
PRESSURE (PSIA)	14.7	14.7	85	800	TEST		
RELATIVE HUMIDITY (%)	90	100	85	800	TEST		
RADIATION	2.58 E4	2.00 E6	85	800	TEST		REMARKS:
AGING	40 YRS.	9 YRS.	N/A	800	ANALYSYS		

DEFICIENCY RESOLUTION:

PREPARED BY: DJT DATE: 01/09/84 REVISION DATE: 01/09/84

FACILITY: LGS UNIT: 1 DOCKET: 50-352 EQRR: P121

REVIEWED BY: WJB DATE: 01/09/84

SYSTEM: NUCLEAR BOILER SYSTEM

PLANT ID: PDT-41-1N087D

ACCY: SPEC: +/- 3 PSIG OF SET PT.
DEMON: +/- 0.42% FS
REF: 800

LOCATION: ROOM 304

RACK/PANEL: 10C042

COMPONENT: DIFFERENTIAL PRESSURE TRANSMITTER
ASSOC COMP: N/A
ASSOC COMP: N/A

MODEL NO.: 1151DP7D22MBGE3
ASSOC M/N: N/A
ASSOC M/N: N/A

ASSOC. DWG: LOC: M-0713
P&ID: M-41
PPD: 163C1561P742203
CCP: 26,73
MPL: B21-1N087D

MANUFACTU: ROSEMOUNT
ASSOC MANF: N/A
ASSOC MANF: N/A

SERIAL NO: 48626
ASSOC S/N: N/A
ASSOC S/N: N/A

SERVICE: MAIN STEAM LINE B. FLOW.

P.O. NO: M-001

FUNCTION: TRANSMITS DP SIGNAL FROM MAIN LINE B VENTURI PDIS-41-1N687D, MAIN STEAM LINE BREAK DETECTION.

SUBMERGENCE: N/A

CHEMICAL SPRAY: N/A

PARAMETER	ENVIRONMENT		DOCUMENTATION REFERENCE		QUALIFICATION	OUTSTANDING ITEMS	INTERFACES:
	SPECIFICATION	QUALIFICATION	SPECIFICATION	QUALIFICATION	METHOD		
OPERATING TIME	1 HR.	27 HRS.	78	800	TEST		
TEMPERATURE (F)	115	212	85	800	TEST		MAINTENANCE REQUIREMENTS: REF. 800; SECT. 4.
PRESSURE (PSIA)	14.7	14.7	85	800	TEST		
RELATIVE HUMIDITY (%)	90	100	85	800	TEST		
RADIATION	2.58 E4	2.00 E6	85.	800	TEST		REMARKS:
AGING	40 YRS.	9 YRS.	N/A	800	ANALYSIS		

DEFICIENCY RESOLUTION:

PREPARED BY: DJT DATE: 01/09/84 REVISION DATE: 01/09/84

FACILITY: LGS UNIT: 1 DOCKET: 50-352 EQRR: P122

REVIEWED BY: WJB DATE: 01/09/84

SYSTEM: NUCLEAR BOILER SYSTEM

ACCY: SPEC: +/- 3 PSIG OF SET PT.
DEMON: +/- 0.42% FS
REF: 800

LOCATION: ROOM 304

PLANT ID: PDT-41-1N088A

RACK/PANEL: 10C015

COMPONENT: DIFFERENTIAL PRESSURE TRANSMITTER
ASSOC COMP: N/A
ASSOC COMP: N/A

MODEL NO.: 1151DP7D22M8GE3
ASSOC M/N: N/A
ASSOC M/N: N/A

ASSOC. DWG: LOC: M-0719
P&ID: M-41
PFD: 163C1561P742203

MANUFACTU: ROSEMOUNT
ASSOC MANF: N/A
ASSOC MANF: N/A

SERIAL NO: 48448
ASSOC S/N: N/A
ASSOC S/N: N/A

CCP: 26,74
MPL: B21-N088A

SERVICE: MAIN STEAM LINE C.
FLOW.

P.O. NO: M-001

FUNCTION: TRASMITS DP SIGNAL FROM MAIN LINE C VENTURI
PDIS-41-1N688A, MAIN STEAM LINE BREAK DETECTION.

SUBMERGENCE: N/A

CHEMICAL SPRAY: N/A

PARAMETER	ENVIRONMENT		DOCUMENTATION REFERENCE		QUALIFICATION	OUTSTANDING ITEMS	INTERFACES:
	SPECIFICATION	QUALIFICATION	SPECIFICATION	QUALIFICATION	METHOD		
OPERATING TIME	1 HR.	27 HRS.	78	800	TEST		
TEMPERATURE (F)	115	212	85	800	TEST		MAINTENANCE REQUIREMENTS: REF. 800; SECT. 4.
PRESSURE (PSIA)	14.7	14.7	85	800	TEST		
RELATIVE HUMIDITY (%)	90	100	85	800	TEST		
RADIATION	2.58 E4	2.00 E6	85	800	TEST		REMARKS:
AGING	40 YRS.	9 YRS.	N/A	800	ANALYSIS		

DEFICIENCY RESOLUTION:

PREPARED BY: DJT DATE: 01/09/84 REVISION DATE: 01/09/84

FACILITY: LGS UNIT: 1 DOCKET: 50-352 EQRR: P123

REVIEWED BY: WJB DATE: 01/09/84

SYSTEM: NUCLEAR BOILER SYSTEM

ACCY: SPEC: +/- 3 PSIG OF SET PT.
DEMON: +/- 0.42% FS
REF: 800

LOCATION: ROOM 304

PLANT ID: PDT 41-1N088B

RACK/PANEL: 10C015

COMPONENT: DIFFERENTIAL PRESSURE TRANSMITTER
ASSOC COMP: N/A
ASSOC COMP: N/A

MODEL NO.: 1151DP7D22M8GE3
ASSOC M/N: N/A
ASSOC M/N: N/A

ASSOC. DWG: LOC: M-0719
P&ID: M-41
PFD: 163C1561P742203
CCP: 26,74
MPL: B21-N088B

MANUFACTU: ROSEMOUNT
ASSOC MANF: N/A
ASSOC MANF: N/A

SERIAL NO: 49029
ASSOC S/N: N/A
ASSOC S/N: N/A

SERVICE: MAIN STEAM LINE C.
FLOW.

P.O. NO: M-001

FUNCTION: TRANSMITS DP SIGNAL FROM MAIN STEAM LINE VENTURI TO PDIS-41-1N688B, MAIN STEAM LINE BREAK DETECTION.

SUBMERGENCE: N/A

CHEMICAL SPRAY: N/A

PARAMETER	ENVIRONMENT		DOCUMENTATION REFERENCE		QUALIFICATION	OUTSTANDING ITEMS	INTERFACES:
	SPECIFICATION	QUALIFICATION	SPECIFICATION	QUALIFICATION	METHOD		
OPERATING TIME	1 HR.	27 HRS.	78	800	TEST		
TEMPERATURE (F)	115	212	85	800	TEST		MAINTENANCE REQUIREMENTS: REF. 800; SECT. 4.
PRESSURE (PSIA)	14.7	14.7	85	800	TEST		
RELATIVE HUMIDITY (%)	90	100	85	800	TEST		
RADIATION	2.58 E4	2.00 E6	85	800	TEST		REMARKS:
AGING	40 YRS.	9 YRS.	N/A	800	ANALYSIS		

DEFICIENCY RESOLUTION:

PREPARED BY: DJT DATE: 01/30/84 REVISION DATE: 02/27/84

FACILITY: LGS UNIT: 1 DOCKET: 50-352 EQRR: P1D4

REVIEWED BY: WJB DATE: 04/12/84

SYSTEM: NUCLEAR BOILER SYSTEM

ACCY: SPEC: +/- 3 PSIG OF SETPT
DEMON: +/- 0.42% FS
REF: 800

LOCATION: ROOM 306

PLANT ID: PDT-41-1N088C

RACK/PANEL: 10C205

COMPONENT: DIFFERENTIAL PRESSURE TRANSMITTER

MODEL NO.: 1151DP7D22M0GE3

ASSOC COMP: N/A

ASSOC M/N: N/A

ASSOC. DWG: LOC: M-0707

ASSOC COMP: N/A

ASSOC M/N: N/A

P&ID: M-41

PPD: 163C1561P742203

MANUFACTU: ROSEMOUNT

SERIAL NO: 48443

CCP: 26,74

ASSOC MANF: N/A

ASSOC S/N: N/A

MPL: B21-N088C

ASSOC MANF: N/A

ASSOC S/N: N/A

SERVICE: MAIN STEAM LINE C.
FLOW.

P.O. NO: M-001

FUNCTION: TRANSMITS DP SIGNAL FROM MAIN STEAM LINE C VENTURI TO PDIS-41-1N688C, MAIN STEAM LINE BREAK DETECTION.

SUBMERGENCE: N/A

CHEMICAL SPRAY: N/A

PARAMETER	ENVIRONMENT		DOCUMENTATION REFERENCE		QUALIFICATION	OUTSTANDING ITEMS	INTERFACES:
	SPECIFICATION	QUALIFICATION	SPECIFICATION	QUALIFICATION	METHOD		
OPERATING TIME	1 HR.	27 HRS.	78	800	TEST		
TEMPERATURE (F)	120	212	85	800	TEST		MAINTENANCE REQUIREMENTS: REF. 800; SECT. 4
PRESSURE (PSIA)	14.7	14.7	85	800	TEST		
RELATIVE HUMIDITY (%)	90	100	85	800	TEST		
RADIATION	9.57 E5	2.00 E6	85	800	TEST		REMARKS:
AGING	40 YRS.	9 YRS.	N/A	800	ANALYSIS		

DEFICIENCY RESOLUTION:

PREPARED BY: DJT DATE: 01/09/84 REVISION DATE: 02/27/84

FACILITY: LGS UNIT: 1 DOCKET: 50-352 EQRR: P124

REVIEWED BY: WJB DATE: 04/12/84

SYSTEM: NUCLEAR BOILER SYSTEM

ACCY: SPEC: +/- 3 PSIG OF SET PT.
DEMON: +/- 0.42% FS
REF: 800

LOCATION: ROOM 306

PLANT ID: PDT-41-1N088D

RACK/PANEL: 10C025

COMPONENT: DIFFERENTIAL PRESSURE TRANSMITTER

MODEL NO.: 1151DP7D22M8GE3

ASSOC COMP: N/A

ASSOC M/N: N/A

ASSOC. DWG: LOC: M-0707

ASSOC COMP: N/A

ASSOC M/N: N/A

P&ID: M-41

PPD: 163C1561P742203

MANUFACTU: ROSEMOUNT

SERIAL NO: 49028

MPL: B21-N088D

ASSOC MANF: N/A

ASSOC S/N: N/A

CCP: 26,74

ASSOC MANF: N/A

ASSOC S/N: N/A

SERVICE: MAIN STEAM LINE C. FLOW.

P.O. NO: M-001

FUNCTION: TRANSMITS DP SIGNAL FROM MAIN STEAM LINE C VENTURI TO PDIS-41-1N688D, MAIN STEAM LINE BREAK DETECTION.

SUBMERGENCE: N/A

CHEMICAL SPRAY: N/A

PARAMETER	ENVIRONMENT		DOCUMENTATION REFERENCE		QUALIFICATION	OUTSTANDING ITEMS	INTERFACES:
	SPECIFICATION	QUALIFICATION	SPECIFICATION	QUALIFICATION	METHOD		
OPERATING TIME	1 HR.	27 HRS.	78	800	TEST		
TEMPERATURE (F)	120	212	85	800	TEST		MAINTENANCE REQUIREMENTS: REF. 800; SECT 4.
PRESSURE (PSIA)	14.7	14.7	85	800	TEST		
RELATIVE HUMIDITY (%)	90	100	85	800	TEST		
RADIATION	9.57 E5	2.00 E6	85	800	TEST		REMARKS:
AGING	40 YRS.	9 YRS.	N/A	800	ANALYSIS		

DEFICIENCY RESOLUTION:

PREPARED BY: DJT DATE: 01/09/84 REVISION DATE: 01/09/84

FACILITY: LGS UNIT: 1 DOCKET: 50-352 EQRR: P125

REVIEWED BY: WJB DATE: 01/09/84

SYSTEM: NUCLEAR BOILER SYSTEM

ACCY: SPEC: +/- 3 PSIG OF SET PT.
DEMON: +/- 0.42% FS
REF: 800

LOCATION: ROOM 304

PLANT ID: PDT-41-1N089A

RACK/PANEL: 10C015

COMPONENT: DIFFERENTIAL PRESSURE TRANSMITTER

MODEL NO.: 1151DP6D22M8GE3

ASSOC COMP: N/A

ASSOC M/N: N/A

ASSOC. DWG: LOC: M-0719
P&ID: M-41
PPD: 163C1561P742203
MPL: B21-N089A
CCP: 26,75

ASSOC COMP: N/A

ASSOC M/N: N/A

MANUFACTU: ROSEMOUNT

SERIAL NO: 48610

ASSOC MANF: N/A

ASSOC S/N: N/A

ASSOC MANF: N/A

ASSOC S/N: N/A

SERVICE: MAIN STEAM LINE D.
FLOW.

P.O. NO: M-001

FUNCTION: TRANSMITS DP SIGNAL FROM MAIN STEAM LINE D VENTURI TO PDIS-41-1N689A, MAIN STEAM LINE BREAK DETECTION.

SUBMERGENCE: N/A

CHEMICAL SPRAY: N/A

PARAMETER	ENVIRONMENT		DOCUMENTATION REFERENCE		QUALIFICATION	OUTSTANDING ITEMS	INTERFACES:
	SPECIFICATION	QUALIFICATION	SPECIFICATION	QUALIFICATION	METHOD		
OPERATING TIME	1 HR.	27 HRS.	78	800	TEST		
TEMPERATURE (F)	115	212	85	800	TEST		MAINTENANCE REQUIREMENTS: REF. 800; SECT. 4.
PRESSURE (PSIA)	14.7	14.7	85	800	TEST		
RELATIVE HUMIDITY (%)	90	100	85	800	TEST		
RADIATION	2.58 E4	2.00 E6	85	800	TEST		REMARKS:
AGING	40 YRS.	9 YRS.	N/A	800	ANALYSIS		

DEFICIENCY RESOLUTION:

PREPARED BY: DJT DATE: 01/09/84 REVISION DATE: 01/09/84

FACILITY: LGS UNIT: 1 DOCKET: 50-352 EQRR: P126

REVIEWED BY: WJB DATE: 01/09/84

SYSTEM: NUCLEAR BOILER SYSTEM

ACCY: SPEC: +/- 3 PSIG OF SET PT.
DEMON: +/- 0.42% FS
REF: 800

LOCATION: ROOM 304

PLANT ID: PDT-41-1N089B

RACK/PANEL: 10C015

COMPONENT: DIFFERENTIAL PRESSURE TRANSMITTER

MODEL NO.: 1151DP7D22M8GE3

ASSOC COMP: N/A

ASSOC M/N: N/A

ASSOC. DWG: LOC: M-0719
P&ID: M-41
PFD: 163C1561P742203

ASSOC COMP: N/A

ASSOC M/N: N/A

MANUFACTU: ROSEMOUNT

SERIAL NO: 49033

MPL: B21-N089B

ASSOC MANF: N/A

ASSOC S/N: N/A

CCP: 26,75

ASSOC MANF: N/A

ASSOC S/N: N/A

SERVICE: MAIN STEAM LINE D.
FLOW.

P.O. NO: M-001

FUNCTION: TRANSMITS DP SIGNAL FROM MAIN STEAM LINE D VENTURI TO PDIS-41-1N689B, MAIN STEAM LINE BREAK DETECTION.

SUBMERGENCE: N/A

CHEMICAL SPRAY: N/A

PARAMETER	ENVIRONMENT		DOCUMENTATION REFERENCE		QUALIFICATION	OUTSTANDING ITEMS	INTERFACES:
	SPECIFICATION	QUALIFICATION	SPECIFICATION	QUALIFICATION	METHOD		
OPERATING TIME	1 HR.	27 HRS.	78	800	TEST		
TEMPERATURE (F)	115	212	85	800	TEST		MAINTENANCE REQUIREMENTS: REF. 800; SECT. 4.
PRESSURE (PSIA)	14.7	14.7	85	800	TEST		
RELATIVE HUMIDITY (%)	90	100	85	800	TEST		
RADIATION	2.58 E4	2.00 E6	85	800	TEST		REMARKS:
AGING	40 YRS.	9 YRS.	N/A	800	ANALYSIS		

DEFICIENCY RESOLUTION:

PREPARED BY: DJT DATE: 01/09/84 REVISION DATE: 02/27/84

FACILITY: LGS UNIT: 1 DOCKET: 50-352 EQRR: P127

REVIEWED BY: WJB DATE: 04/12/84

SYSTEM: NUCLEAR BOILER SYSTEM

ACCY: SPEC: +/- 3 PSIG OF SET PT.
DEMON: +/- 0.42% FS
REF: 800

LOCATION: ROOM 306

PLANT ID: PDT-41-1N089C

RACK/PANEL: 10C025

COMPONENT: DIFFERENTIAL PRESSURE TRANSMITTER

MODEL NO.: 1151DP7D22M8GE3

ASSOC COMP: N/A

ASSOC M/N: N/A

ASSOC. DWG: LOC: M-0707
P&ID: M-41
PFD: 163C1561P742203

ASSOC COMP: N/A

ASSOC M/N: N/A

MANUFACTU: ROSEMOUNT

SERIAL NO: 48446

MPL: B21-N089C

ASSOC MANF: N/A

ASSOC S/N: N/A

CCP: 26,75

ASSOC MANF: N/A

ASSOC S/N: N/A

SERVICE: MAIN STEAM LINE D.
FLOW.

P.O. NO: M-001

FUNCTION: TRANSMITS DP SIGNAL FROM MAIN STEAM LINE D VENTURI TO PDIS-41-1N689C, MAIN STEAM LINE BREAK DETECTION.

SUBMERGENCE: N/A

CHEMICAL SPRAY: N/A

PARAMETER	ENVIRONMENT		DOCUMENTATION REFERENCE		QUALIFICATION	OUTSTANDING ITEMS	INTERFACES:
	SPECIFICATION	QUALIFICATION	SPECIFICATION	QUALIFICATION	METHOD		
OPERATING TIME	1 HR.	27 HRS.	78	800	TEST		
TEMPERATURE (F)	120	212	85	800	TEST		MAINTENANCE REQUIREMENTS: REF. 800; SECT. 4.
PRESSURE (PSIA)	14.7	14.7	85	800	TEST		
RELATIVE HUMIDITY (%)	90	100	85	800	TEST		
RADIATION	9.57 E5	2.00 E6	85	800	TEST		REMARKS:
AGING	40 YRS.	9 YRS.	N/A	800	ANALYSIS		

DEFICIENCY RESOLUTION:

PREPARED BY: DJT DATE: 01/09/84 REVISION DATE: 02/27/84

FACILITY: LGS UNIT: 1 DOCKET: 50-352 EQRR: P128

REVIEWED BY: WJB DATE: 04/12/84

SYSTEM: NUCLEAR BOILER SYSTEM

ACCY: SPEC: +/- 3 PSIG OF SET PT.
DEMON: +/- 0.42% FS
REF: 800

LOCATION: ROOM 306

PLANT ID: PDT-41-1N089D

RACK/PANEL: 10C025

COMPONENT: DIFFERENTIAL PRESSURE TRANSMITTER
ASSOC COMP: N/A
ASSOC COMP: N/A

MODEL NO.: 1151DP7D22M8GE3
ASSOC M/N: N/A
ASSOC M/N: N/A

ASSOC. DWG: LOC: M-0707
P&ID: M-41
PPD: 163C1561P742203

MANUFACTU: ROSEMOUNT
ASSOC MANF: N/A
ASSOC MANF: N/A

SERIAL NO: 49034
ASSOC S/N: N/A
ASSOC S/N: N/A

MPL: B21-N089D
CCP: 26,75

SERVICE: MAIN STEAM LINE D. FLOW.

P.O. NO: M-001

FUNCTION: TRANSMITS DP SIGNAL FROM MAIN STEAM LINE D VENTURI TO PDIS-41-1N689D, MAIN STEAM LINE BREAK DETECTION.

SUBMERGENCE: N/A

CHEMICAL SPRAY: N/A

PARAMETER	ENVIRONMENT		DOCUMENTATION REFERENCE		QUALIFICATION	OUTSTANDING ITEMS	INTERFACES:
	SPECIFICATION	QUALIFICATION	SPECIFICATION	QUALIFICATION	METHOD		
OPERATING TIME	1 HR.	27 HRS.	78	800	TEST		
TEMPERATURE (F)	120	212	85	800	TEST		MAINTENANCE REQUIREMENTS: REF. 800; SECT. 4.
PRESSURE (PSIA)	14.7	14.7	85	800	TEST		
RELATIVE HUMIDITY (%)	90	100	85	800	TEST		
RADIATION	9.57 E5	2.00 E6	85	800	TEST		REMARKS:
AGING	40 YRS.	9 YRS.	N/A	800	ANALYSIS		

DEFICIENCY RESOLUTION:

PREPARED BY: DJT DATE: 01/11/84 REVISION DATE: 01/11/84

FACILITY: LGS UNIT: 1 DOCKET: 50-352 EQRR: P201

REVIEWED BY: WJB DATE: 01/11/84

SYSTEM: NUCLEAR BOILER SYSTEM

ACCY: SPEC: N/A
DEMON: N/A
REF: N/A

LOCATION: PRI CONT

PLANT ID: PSV-41-1F013A

RACK/PANEL: LOC-000

COMPONENT: PILOT SOLENOID VALVE
ASSOC COMP: AIR OPERATOR
ASSOC COMP: N/A

MODEL NO.: 1/2-SMS-A-01
ASSOC M/N: 7567F
ASSOC M/N: N/A

ASSOC. DWG: LOC: S-0234
P&ID: M-41

MANUFACTU: TARGET ROCK CORP.
ASSOC MANF: N/A
ASSOC MANF: N/A

SERIAL NO: IB-42, 0B-12
ASSOC S/N: 501
ASSOC S/N: N/A

CCP: 2[illegible]35
MPL: B21-F013A

SERVICE: REACTOR PRESSURE RELIEF VALVES.

P.O. NO: M-001

FUNCTION: PILOT SOLENOID MUST OPEN WHEN ENERGIZED TO ALLOW RV TO OPEN, LOCA AND ALL LINE BREAKS.

SUBMERGENCE: N/A

CHEMICAL SPRAY: YES

PARAMETER	ENVIRONMENT		DOCUMENTATION REFERENCE		QUALIFICATION	OUTSTANDING ITEMS	INTERFACES:
	SPECIFICATION	QUALIFICATION	SPECIFICATION	QUALIFICATION	METHOD		CONDUIT SEAL REQUIRED. REF. 801.
OPERATING TIME	6 HRS.	92 HRS.	78	801	TEST		
TEMPERATURE (F)	330	347	85	801	TEST		MAINTENANCE REQUIREMENTS: REF. 801: SEE REPORTS #2025F AND #2063 AND DRAFT TECH. MANUAL.
PRESSURE (PSIA)	58.7	79.7	85	801	TEST		
RELATIVE HUMIDITY (%)	100	100	85	801	TEST		
RADIATION	3.17 E7	3.26 E7	85	801	TEST		REMARKS: RAD. DOSE IS FOR 8 HOURS IN THE WORST ZONE
AGING	40 YRS.	7.5 YRS.	N/A	801	TEST & ANAL.		

DEFICIENCY RESOLUTION:

PREPARED BY: DJT DATE: 01/11/84 REVISION DATE: 01/11/84

FACILITY: LGS UNIT: 1 DOCKET: 50-352 EQRR: P202

REVIEWED BY: WJB DATE: 01/11/84

SYSTEM: NUCLEAR BOILER SYSTEM

PLANT ID: PSV-41-1F013B

COMPONENT: PILOT SOLENOID VALVE
ASSOC COMP: AIR OPERATOR
ASSOC COMP: N/A

MANUFACTU: TARGET ROCK CORP.
ASSOC MANF: N/A
ASSOC MANF: N/A

SERVICE: REACTOR PRESSURE RELIEF VALVES.

FUNCTION: PILOT SOLENOID MUST OPEN WHEN ENERGIZED TO ALLOW RV TO OPEN, LOCA AND ALL LINE BREAKS.

ACCY: SPEC: N/A
DEMON: N/A
REF: N/A

MODEL NO.: 1/2-SMS-A-01
ASSOC M/N: 7567F
ASSOC M/N: N/A

SERIAL NO:
ASSOC S/N: N/A
ASSOC S/N: N/A

LOCATION: PRI CONT

RACK/PANEL: LOC-000

ASSOC. DNG: LOC: S-0234
P&ID: M-41

CCP: 26,85
MPL: B21-F013B

P.O. NO: M-001

SUBMERGENCE: N/A

CHEMICAL SPRAY: YES

PARAMETER	ENVIRONMENT		DOCUMENTATION REFERENCE		QUALIFICATION	OUTSTANDING ITEMS	INTERFACES:
	SPECIFICATION	QUALIFICATION	SPECIFICATION	QUALIFICATION	METHOD		CONDUIT SEAL REQUIRED. REF. 801.
OPERATING TIME	6 HRS.	92 HRS.	78	801	TEST		
TEMPERATURE (F)	330	347	85	801	TEST		MAINTENANCE REQUIREMENTS: REF. 801: SEE REPORTS #2025F AND #2063 AND DRAFT TECH. MANUAL.
PRESSURE (PSIA)	58.7	79.7	85	801	TEST		
RELATIVE HUMIDITY (%)	100	100	85	801	TEST		
RADIATION	3.17 E7	3.26 E7	85	801	TEST		REMARKS: RAD. DOSE IS FOR 8 HOURS IN THE WORST ZONE.
AGING	40 YRS.	7.5 YRS.	N/A	801	TEST & ANAL.		

DEFICIENCY RESOLUTION:

PREPARED BY: DJT DATE: 01/11/84 REVISION DATE: 01/11/84

FACILITY: LGS UNIT: 1 DOCKET: 50-352 EQNR: P243

REVIEWED BY: WJB DATE: 01/11/84

SYSTEM: NUCLEAR BOILER SYSTEM

PLANT ID: PSV-41-1F013C

COMPONENT: PIL[illegible] SOLENOID VALVE
ASSOC COMP: AIR OPERATOR
ASSOC COMP: N/A

MANUFACTU: TARGET ROCK CORP.
ASSOC MANF: N/A
ASSOC MANF: N/A

SERVICE: REACTOR PRESSURE RELIEF VALVES.

FUNCTION: PILOT SOLENOID MUST OPEN WHEN ENERGIZED TO ALLOW RV TO OPEN, LOCA AND ALL LINE BREAKS.

ACCY: SPEC: N/A
DEMON: N/A
REF: N/A

MODEL NO.: 1/2-SMS-A-01
ASSOC M/N: 7567F
ASSOC M/N: N/A

SERIAL NO: N/A
ASSOC S/N: N/A
ASSOC S/N: N/A

LOCATION: PRI CONT

RACK/PANEL: LOC-000

ASSOC. DWG: LOC: S-0234
P&ID: M-41
MPL: B21-F013C
CCP: 26,

P.O. NO: M-001

SUBMERGENCE: N/A

CHEMICAL SPRAY: YES

PARAMETER	ENVIRONMENT		DOCUMENTATION REFERENCE		QUALIFICATION	OUTSTANDING ITEMS	INTERFACES:
	SPECIFICATION	QUALIFICATION	SPECIFICATION	QUALIFICATION	METHOD		CONDUIT SEAL REQUIRED. REF. 801.
OPERATING TIME	6 HRS.	92 HRS.	78	801	TEST		
TEMPERATURE (F)	330	347	85	801	TEST		MAINTENANCE REQUIREMENTS: REF. 801: SILICONE RUBBER PARTS HAVE A 5 YR. LIFE. MUST FOLLOW MAINTENANCE
PRESSURE (PSIA)	58.7	79.7	85	801	TEST		
RELATIVE HUMIDITY (%)	100	100	85	801	TEST		
RADIATION	3.17 E7	3.26 E7	85	801	TEST		REMARKS: RAD. DOSE IS FOR 8 HOURS IN THE WORST ZONE.
AGING	40 YRS.	7.5 YRS.	N/A	801	TEST & ANAL.		

DEFICIENCY RESOLUTION:

PREPARED BY: DJT DATE: 01/11/84 REVISION DATE: 01/11/84

FACILITY: LGS UNIT: 1 DOCKET: 50-352 EQRR: P203

REVIEWED BY: WJB DATE: 01/11/84

SYSTEM: NUCLEAR BOILER SYSTEM

PLANT ID: PSV-41-1F013D

COMPONENT: PILOT SOLENOID VALVE
ASSOC COMP: AIR OPERATOR
ASSOC COMP: N/A

MANUFACTU: TARGET ROCK CORP.
ASSOC MANF: N/A
ASSOC MANF: N/A

SERVICE: REACTOR PRESSURE RELIEF VALVES.

FUNCTION: PILOT SOLENOID MUST OPEN WHEN ENERGIZED TO ALLOW RV TO OPEN, LOCA AND ALL LINE BREAKS.

ACCY:SPEC: N/A
DEMON: N/A
REF: N/A

MODEL NO.: 1/2-SMS-A-01
ASSOC M/N: 7567F
ASSOC M/N: N/A

SERIAL NO: IB-9,08-300
ASSOC S/N: 504
ASSOC S/N: N/A

LOCATION: PRI CONT

RACK/PANEL: LOC-000

ASSOC. DWG: LOC: S-0234
P&ID: M-41

MPL: B21-F013D
CCP: 26,

P.O. NO: M-001

SUBMERGENCE: N/A

CHEMICAL SPRAY: YES

PARAMETER	ENVIRONMENT		DOCUMENTATION REFERENCE		QUALIFICATION	OUTSTANDING ITEMS
	SPECIFICATION	QUALIFICATION	SPECIFICATION	QUALIFICATION	METHOD	
OPERATING TIME	6 HRS.	92 HRS.	78	801	TEST	
TEMPERATURE (F)	330	347	85	801	TEST	
PRESSURE (PSIA)	58.7	79.7	85	801	TEST	
RELATIVE HUMIDITY (%)	100	100	85	801	TEST	
RADIATION	3.17 E7	3.26 E7	85	801	TEST	
AGING	40 YRS.	7.5 YRS.	N/A	801	TEST & ANAL.	

INTERFACES:
CONDUIT SEAL REQUIRED.
REF. 801.

MAINTENANCE REQUIREMENTS:
REF. 801: SEE REPORTS #2025F AND #2063 AND DRAFT TECH. MANUAL.

REMARKS:
RAD. DOSE IS FOR 8 HOURS IN THE WORST ZONE.

DEFICIENCY RESOLUTION:

PREPARED BY: DJT DATE: 03/05/84 REVISION DATE: 04/12/84

FACILITY: LGS UNIT: 1 DOCKET: 50-352 EQRR: P204

REVIEWED BY: WJB DATE: 04/12/84

SYSTEM: NUCLEAR BOILER SYSTEM

ACCY: SPEC: N/A
DEMON: N/A
REF: N/A

LOCATION: PRI CONT

PLANT ID: PSV-41-1F013E

RACK/PANEL: LOC-000

COMPONENT: PILOT SOLENOID VALVE
ASSOC COMP: AIR OPERATOR
ASSOC COMP: N/A

MODEL NO.: 1/2-SMS-A-01
ASSOC M/N: 7567F
ASSOC M/N: N/A

ASSOC. DWG: LOC: S-0234
P&ID: M-41

MANUFACTU: TARGET ROCK CORP.
ASSOC MANF: N/A
ASSOC MANF: N/A

SERIAL NO: IB-301,OB-299
ASSOC S/N: 505
ASSOC S/N: N/A

MPL: B21-F013E
CCP: 26

SERVICE: REACTOR PRESSURE RELIEF VALVES. (ADS)

P.O. NO: M-001

FUNCTION: PILOT SOLENOID MUST OPEN WHEN ENERGIZED TO ALLOW SRV TO OPEN, LOCA AND ALL LINE BREAKS.

SUBMERGENCE: N/A

CHEMICAL SPRAY: YES

PARAMETER	ENVIRONMENT		DOCUMENTATION REFERENCE		QUALIFICATION	OUTSTANDING ITEMS	INTERFACES:
	SPECIFICATION	QUALIFICATION	SPECIFICATION	QUALIFICATION	METHOD		CONDUIT SEAL REQUIRED. REF. 801.
OPERATING TIME	180 DAYS	180 DAYS	78	801	TEST & ANAL.		
TEMPERATURE (F)	330	347	85	801	TEST		MAINTENANCE REQUIREMENTS: REF. 801: SEE REPORTS #2025F AND #2063 AND DRAFT TECH. MANUAL.
PRESSURE (PSIA)	58.7	79.7	85	801	TEST		
RELATIVE HUMIDITY (%)	100	100	85	801	TEST		
RADIATION	2.45 E7	3.26 E7	85	801	TEST		REMARKS:
AGING	40 YRS.	7.5 YRS.	N/A	801	TEST & ANAL.		

DEFICIENCY RESOLUTION:

PREPARED BY: DJT DATE: 01/11/84 REVISION DATE: 01/11/84

FACILITY: LGS UNIT: 1 DOCKET: 50-352 EQRR: P205

REVIEWED BY: WJB DATE: 01/11/84

SYSTEM: NUCLEAR BOILER SYSTEM

ACCY: SPEC: N/A
DEMON: N/A
REF: N/A

LOCATION: PRI CONT.

PLANT ID: PSV-41-1F013F

RACK/PANEL:

COMPONENT: PILOT SOLENOID VALVE
ASSOC COMP: AIR OPERATOR
ASSOC COMP: N/A

MODEL NO.: 1/2-SMS-A-01
ASSOC M/N: 7567F
ASSOC M/N: N/A

ASSOC. DWG: LOC: S-0234
P&ID: M-41

MANUFACTU: TARGET ROCK CORP.
ASSOC MANF: N/A
ASSOC MANF: N/A

SERIAL NO: IB-418, OB-417
ASSOC S/N: N/A
ASSOC S/N: N/A

CCP: 26,91
MPL: B21-F013F

SERVICE: REACTOR PRESSURE RELIEF VALVE.

P.O. NO: M-001

FUNCTION: PILOT SOLENOID MUST OPEN WHEN ENERGIZED TO ALLOW RV TO OPEN, LOCA AND ALL LINE BREAKS.

SUBMERGENCE: N/A

CHEMICAL SPRAY: YES

PARAMETER	ENVIRONMENT		DOCUMENTATION REFERENCE		QUALIFICATION	OUTSTANDING ITEMS	INTERFACES:
	SPECIFICATION	QUALIFICATION	SPECIFICATION	QUALIFICATION	METHOD		CONDUIT SEAL REQUIRED. REF. 801.
OPERATING TIME	6 HRS.	92 HRS.	78	801	TEST		
TEMPERATURE (F)	330	347	85	801	TEST		MAINTENANCE REQUIREMENTS: REF. 801: SEE REPORTS #2025F AND #2063 AND DRAFT TECH. MANUAL.
PRESSURE (PSIA)	58.7	79.7	85	801	TEST		
RELATIVE HUMIDITY (%)	100	100	85	801	TEST		
RADIATION	3.17 E7	3.26 E7	85	801	TEST		REMARKS: RAD. DOSE IS FOR 8 HOURS IN THE WORST ZONE.
AGING	40 YRS.	7.5 YRS.	N/A	801	TEST & ANAL.		

DEFICIENCY RESOLUTION:

PREPARED BY: DJT DATE: 01/11/84 REVISION DATE: 01/11/84

FACILITY: LGS UNIT: 1 DOCKET: 50-352 EQRR: P206

REVIEWED BY: WJB DATE: 01/11/84

SYSTEM: NUCLEAR BOILER SYSTEM

ACCY: SPEC: N/A
DEMON: N/A
REF: N/A

LOCATION: PRI CONT.

PLANT ID: PSV-41-1F013G

RACK/PANEL: LOC-000

COMPONENT: PILOT SOLENOID VALVE
ASSOC COMP: AIR OPERATOR
ASSOC COMP: N/A

MODEL NO.: 1/2-SMS-A-01
ASSOC M/N: 7567F
ASSOC M/N: N/A

ASSOC. DWG: LOC: S-234
P&ID: M-41

MANUFACTU: TARGET ROCK CORP.
ASSOC MANF: N/A
ASSOC MANF: N/A

SERIAL NO: IB-5, 0B-21
ASSOC S/N: N/A
ASSOC S/N: N/A

CCP: 26,91
MPL: B21-F013G

SERVICE: REACTOR PRESSURE RELIEF VALVES.

P.O. NO: M-001

FUNCTION: PILOT SOLENOID MUST OPEN WHEN ENERGIZED TO ALLOW RV TO OPEN, LOCA AND ALL LINE BREAKS.

SUBMERGENCE: N/A

CHEMICAL SPRAY: YES

PARAMETER	ENVIRONMENT		DOCUMENTATION REFERENCE		QUALIFICATION	OUTSTANDING ITEMS	INTERFACES:
	SPECIFICATION	QUALIFICATION	SPECIFICATION	QUALIFICATION	METHOD		CONDUIT SEAL REQUIRED. REF. 801.
OPERATING TIME	6 HRS.	92 HRS.	78	801	TEST		
TEMPERATURE (F)	330	347	85	801	TEST		MAINTENANCE REQUIREMENTS: REF. 801: SEE REPORTS #2025F
PRESSURE (PSIA)	58.7	79.7	85	801	TEST		AND #2063 AND DRAFT TECH. MANUAL.
RELATIVE HUMIDITY (%)	100	100	85	801	TEST		
RADIATION	3.17 E7	3.26 E7	85	801	TEST		REMARKS: RAD. DOSE IS FOR 8 HOURS IN THE
AGING	40 YRS.	7.5 YRS.	N/A	801	TEST & ANAL.		WORST ZONE.

DEFICIENCY RESOLUTION:

PREPARED BY: DJT DATE: 03/05/84 REVISION DATE: 04/12/84

FACILITY: LGS UNIT: 1 DOCKET: 50-352 EQRR: P207

REVIEWED BY: WJB DATE: 04/12/84

SYSTEM: NUCLEAR BOILER SYSTEM

PLANT ID: PSV-41-1F013H

ACCY: SPEC: N/A
DEMON: N/A
REF: N/A

LOCATION: PRI CONT

RACK/PANEL: LOC-000

COMPONENT: PILOT SOLENOID VALVE
ASSOC COMP: AIR OPERATOR
ASSOC COMP: N/A

MODEL NO.: 1/2-SMS-A-01
ASSOC M/N: 7567F
ASSOC M/N: N/A

ASSOC. DWG: LOC: M-234
P&ID: M-41
CCP: 26,91

MANUFACTU: TARGET ROCK CORP.
ASSOC MANF: N/A
ASSOC MANF: N/A

SERIAL NO: N/A
ASSOC S/N: N/A
ASSOC S/N: N/A

SERVICE: REACTOR PRESSURE RELIEF VALVES. (ADS)

P.O. NO: M-001

FUNCTION: PILOT SOLENOID MUST OPEN WHEN ENERGIZED TO ALLOW SRV TO OPEN, LOCA AND ALL LINE BREAKS.

SUBMERGENCE: N/A

CHEMICAL SPRAY: YES

PARAMETER	ENVIRONMENT		DOCUMENTATION REFERENCE		QUALIFICATION	OUTSTANDING ITEMS	INTERFACES:
	SPECIFICATION	QUALIFICATION	SPECIFICATION	QUALIFICATION	METHOD		CONDUIT SEAL REQUIRED. REF. 801.
OPERATING TIME	180 DAYS	180 DAYS	78	801	TEST & ANAL		
TEMPERATURE (F)	330	347	85	801	TEST		MAINTENANCE REQUIREMENTS: REF. 801: SEE REPORTS #2025F AND #2063 AND DRAFT TECH. MANUAL.
PRESSURE (PSIA)	58.7	79.7	85	801	TEST		
RELATIVE HUMIDITY (%)	100	100	85	801	TEST		
RADIATION	2.45 E7	3.26 E7	85	801	TEST		REMARKS:
AGING	40 YRS.	7.5 YRS.	N/A	801	TEST & ANAL.		

DEFICIENCY RESOLUTION:

PREPARED BY: DJT DATE: 01/11/84 REVISION DATE: 01/11/84

FACILITY: LGS UNIT: 1 DOCKET: 50-352 EQRR: P208

REVIEWED BY: WJB DATE: 01/11/84

SYSTEM: NUCLEAR BOILER SYSTEM

PLANT ID: PSV-41-1F013J

COMPONENT: PILOT SOLENOID VALVE
ASSOC COMP: AIR OPERATOR
ASSOC COMP: N/A

MANUFACTU: TARGET ROCK CORP.
ASSOC MANF: N/A
ASSOC MANF: N/A

SERVICE: REACTOR PRESSURE RELIEF VALVES.

FUNCTION: PILOT SOLENOID MUST OPEN WHEN ENERGIZED TO ALLOW RV TO OPEN, LOCA AND ALL LINE BREAKS.

ACCY: SPEC: N/A
DEMON: N/A
REF: N/A

MODEL NO.: 1/2-SMS-A-01
ASSOC M/N: 7567F
ASSOC M/N: N/A

SERIAL NO: IB-303, OB-302
ASSOC S/N: N/A
ASSOC S/N: N/A

LOCATION: PRI CONT ZONE 5

RACK/PANEL: LOC-000

ASSOC. DWG: LOC: M-0226
P&ID: M-41

CCP: 26,91
MPL: B21-F013J

P.O. NO: M-001

SUBMERGENCE: N/A

CHEMICAL SPRAY: YES

PARAMETER	ENVIRONMENT		DOCUMENTATION REFERENCE		QUALIFICATION	OUTSTANDING ITEMS	INTERFACES:
	SPECIFICATION	QUALIFICATION	SPECIFICATION	QUALIFICATION	METHOD		CONDUIT SEAL REQUIRED. REF. 801.
OPERATING TIME	6 HRS.	92 HRS.	78	801	TEST		
TEMPERATURE (F)	330	347	85	801	TEST		MAINTENANCE REQUIREMENTS: REF. 801: SEE REPORTS #2025F AND #2063 AND DRAFT TECH. MANUAL.
PRESSURE (PSIA)	58.7	79.7	85	801	TEST		
RELATIVE HUMIDITY (%)	100	100	85	801	TEST		
RADIATION	3.17 E7	3.26 E7	85	801	TEST		REMARKS: RAD. DOSE IS FOR 8 HOURS IN THE WORST ZONE.
AGING	40 YRS.	7.5 YRS.	N/A	801	TEST & ANAL.		

DEFICIENCY RESOLUTION:

PREPARED BY: DJT DATE: 03/05/84 REVISION DATE: 04/12/84

FACILITY: LGS UNIT: 1 DOCKET: 50-352 EQRR: P209

REVIEWED BY: WJB DATE: 04/12/84

SYSTEM: NUCLEAR BOILER SYSTEM

PLANT ID: PSV-41-1F013K

COMPONENT: PILOT SOLENOID VALVE
ASSOC COMP: AIR OPERATOR
ASSOC COMP: N/A

MANUFACTU: TARGET ROCK CORP.
ASSOC MANF: N/A
ASSOC MANF: N/A

SERVICE: REACTOR PRESSURE RELIEF VALVES. (ADS)

FUNCTION: PILOT SOLENOID MUST OPEN WHEN ENERGIZED TO ALLOW SRV TO OPEN, LOCA AND ALL LINE BREAKS.

ACCY: SPEC: N/A
DEMON: N/A
REF: N/A

MODEL NO.: 1/2-SMS-A-01
ASSOC M/N: 7567F
ASSOC M/N: N/A

SERIAL NO: N/A
ASSOC S/N: N/A
ASSOC S/N: N/A

LOCATION: PRI CONT

RACK/PANEL: LOC-000

ASSOC. DWG: LOC: M-0234
P&ID: M-41
MPL: B21-F013K
CCP: 26,

P.O. NO: M-001

SUBMERGENCE: N/A

CHEMICAL SPRAY: YES

PARAMETER	ENVIRONMENT		DOCUMENTATION REFERENCE		QUALIFICATION	OUTSTANDING ITEMS	INTERFACES:
	SPECIFICATION	QUALIFICATION	SPECIFICATION	QUALIFICATION	METHOD		CONDUIT SEAL REQUIRED. REF. 801.
OPERATING TIME	180 DAYS	180 DAYS	78	801	TEST & ANAL.		
TEMPERATURE (F)	330	347	85	801	TEST		MAINTENANCE REQUIREMENTS: REF. 801: SEE REPORTS #2025F AND #2063 AND DRAFT TECH. MANUAL.
PRESSURE (PSIA)	58.7	79.7	85	801	TEST		
RELATIVE HUMIDITY (%)	100	100	85	801	TEST		
RADIATION	2.45 E7	3.26 E7	85	801	TEST		REMARKS:
AGING	40 YRS.	7.5 YRS.	N/A	801	TEST & ANAL.		

DEFICIENCY RESOLUTION:

PREPARED BY: DJT DATE: 01/30/84 REVISION DATE: 01/30/84

FACILITY: LGS UNIT: 1 DOCKET: 50-352 EQRR: P210

REVIEWED BY: WJB DATE: 02/07/84

SYSTEM: NUCLEAR BOILER SYSTEM
ACCY: SPEC: N/A
DEMON: N/A
REF: N/A
LOCATION: PRI CONT

PLANT ID: PSV-41-1F013L
RACK/PANEL: LOC-090

COMPONENT: PILOT SOLENOID VALVE
MODEL NO.: 1/2-SMS-A-01

ASSOC COMP: AIR OPERATOR
ASSOC M/N: 7567F
ASSOC. DWG: LOC: M-0226
P&ID: M-41

ASSOC COMP: N/A
ASSOC M/N: N/A

MANUFACTU: TARGET ROCK CORP.
SERIAL NO: IB-34, OB-241
CCP: 26,90

ASSOC MANF: N/A
ASSOC S/N: N/A
MPL: B21-F013L

ASSOC MANF: N/A
ASSOC S/N: N/A

SERVICE: REACTOR PRESSURE RELIEF VALVE.

P.O. NO: M-001

FUNCTION: PILOT SOLENOID MUST OPEN WHEN SIGNALS. REQUIRED FOR LOCA AND ALL HELBS EXCEPT HPCILB. LOCA AND ALL LINE BREAKS.

SUBMERGENCE: N/A

CHEMICAL SPRAY: YES

PARAMETER	ENVIRONMENT		DOCUMENTATION REFERENCE		QUALIFICATION	OUTSTANDING ITEMS	INTERFACES:
	SPECIFICATION	QUALIFICATION	SPECIFICATION	QUALIFICATION	METHOD		CONDUIT SEAL REQUIRED. REF. 801.
OPERATING TIME	6 HRS.	92 HRS.	78	801	TEST		
TEMPERATURE (F)	115	347	85	801	TEST		MAINTENANCE REQUIREMENTS: REF. 801: SEE REPORTS #2025F AND #2063 AND DRAFT TECH. MANUAL.
PRESSURE (PSIA)	14.7	79.7	85	801	TEST		
RELATIVE HUMIDITY (%)	90	100	85	801	TEST		
RADIATION	3.17 E7	3.26 E7	85	801	TEST		REMARKS: RAD. DOSE IS FOR 8 HOURS IN THE WORST ZONE.
AGING	40 YRS.	7.5 YRS.	N/A	801	TEST & ANAL.		

DEFICIENCY RESOLUTION:

PREPARED BY: DJT DATE: 03/05/84 REVISION DATE: 04/12/84

FACILITY: LGS UNIT: 1 DOCKET: 50-352 EQRR: P211

REVIEWED BY: WJB DATE: 04/12/84

SYSTEM: NUCLEAR BOILER SYSTEM

ACCY: SPEC: N/A
DEMON: N/A
REF: N/A

LOCATION: PRI CONT

PLANT ID: PSV-41-1F013M

RACK/PANEL: LOC-000

COMPONENT: PILOT SOLENOID VALVE
ASSOC COMP: AIR OPERATOR
ASSOC COMP: N/A

MODEL NO.: 1/2-SMS-A-01
ASSOC M/N: 7567F
ASSOC M/N: N/A

ASSOC. DWG: LOC: M-0234
P&ID: M-47

MANUFACTU: TARGET ROCK CORP.
ASSOC MANF: N/A
ASSOC MANF: N/A

SERIAL NO: IB-22,0B-10
ASSOC S/N: 512
ASSOC S/N: N/A

MPL: B21-F013M
CCP: 26,

SERVICE: REACTOR PRESSURE RELIEF VALVES. (ADS)

P.O. NO: M-001

FUNCTION: PILOT SOLENOID MUST OPEN WHEN ENERGIZED TO ALLOW SRV TO OPEN, LOCA AND ALL LINE BREAKS.

SUBMERGENCE: N/A

CHEMICAL SPRAY: YES

PARAMETER	ENVIRONMENT		DOCUMENTATION REFERENCE		QUALIFICATION	OUTSTANDING ITEMS	INTERFACES:
	SPECIFICATION	QUALIFICATION	SPECIFICATION	QUALIFICATION	METHOD		CONDUIT SEAL REQUIRED. REF. 801.
OPERATING TIME	180 DAYS	180 DAYS	78	801	TEST & ANAL.		
TEMPERATURE (F)	330	347	85	801	TEST		MAINTENANCE REQUIREMENTS: REF. 801: SEE REPORTS #2025F AND #2063 AND DRAFT TECH. MANUAL.
PRESSURE (PSIA)	58.7	79.7	85	801	TEST		
RELATIVE HUMIDITY (%)	100	100	85	801	TEST		
RADIATION	2.45 E7	3.26 E7	85	801	TEST		REMARKS:
AGING	40 YRS.	7.5 YRS.	N/A	801	TEST & ANAL.		

DEFICIENCY RESOLUTION:

PREPARED BY: DJT DATE: 01/11/84 REVISION DATE: 01/11/84

FACILITY: LGS UNIT: 1 DOCKET: 50-352 EQRR: P212

REVIEWED BY: WJB DATE: 01/11/84

SYSTEM: NUCLEAR BOILER SYSTEM

PLANT ID: PSV-41-1F013N

COMPONENT: PILOT SOLENOID VALVE
ASSOC COMP: AIR OPERATOR
ASSOC COMP: N/A

MANUFACTU: TARGET ROCK CORP.
ASSOC MANF: N/A
ASSOC MANF: N/A

SERVICE: REACTOR PRESSURE RELIEF VALVES.

FUNCTION: PILOT SOLENOID MUST OPEN WHEN ENERGIZED TO ALLOW RV TO OPEN, LOCA AND ALL LINE BREAKS.

ACCY: SPEC: N/A
DEMON: N/A
REF: N/A

MODEL NO.: 1/2-SMS-A-01
ASSOC M/N: 7567F
ASSOC M/N: N/A

SERIAL NO: IB-305, OB-304
ASSOC S/N: N/A
ASSOC S/N: N/A

LOCATION: PRI CONT

RACK/PANEL: LOC-000

ASSOC. DWG: LOC: M-0226
P&ID: M-41
MPL: B21-F013N

CCP: 25,94

P.O. NO: M-001

SUBMERGENCE: N/A

CHEMICAL SPRAY: YES

PARAMETER	ENVIRONMENT		DOCUMENTATION REFERENCE		QUALIFICATION	OUTSTANDING ITEMS	INTERFACES:
	SPECIFICATION	QUALIFICATION	SPECIFICATION	QUALIFICATION	METHOD		CONDUIT SEAL REQUIRED. REF. 801.
OPERATING TIME	6 HRS.	92 HRS.	78	801	TEST		
TEMPERATURE (F)	330	347	85	801	TEST		MAINTENANCE REQUIREMENTS: REF. 801: SEE REPORTS #2025F AND #2063 AND DRAFT TECH. MANUAL.
PRESSURE (PSIA)	58.7	79.7	85	801	TEST		
RELATIVE HUMIDITY (%)	100	100	85	801	TEST		
RADIATION	3.17 E7	3.26 E7	85	801	TEST		REMARKS: RAD. DOSE IS FOR 8 HOURS IN THE WORST ZONE.
AGING	40 YRS.	7.5 YRS.	N/A	801	TEST & ANAL.		

DEFICIENCY RESOLUTION:

FACILITY: LGS UNIT: 1 DOCKET: 50-352 EQRR: P213

PREPARED BY: DJT DATE: 03/05/84 REVISION DATE: 04/12/84

REVIEWED BY: WJB DATE: 04/12/84

SYSTEM: NUCLEAR BOILER SYSTEM

ACCY: SPEC: N/A
DEMON: N/A
REF: N/A

LOCATION: PRI CONT

PLANT ID: PSV-41-1F013S

RACK/PANEL: LOC-000

COMPONENT: PILOT SOLENOID VALVE
ASSOC COMP: AIR OPERATOR
ASSOC COMP: N/A

MODEL NO.: 1/2-SMS-A-01
ASSOC M/N: N/A
ASSOC M/N:

ASSOC. DWG: LOC: M-0226
P&ID: M-41

MANUFACTU: TARGET ROCK CORP.
ASSOC MANF: N/A
ASSOC MANF: N/A

SERIAL NO: IB-27,OB-15
ASSOC S/N: 514
ASSOC S/N: N/A

MPL: B21-F013S
CCP: 25,98

SERVICE: REACTOR PRESSURE RELIEF VALVES. (ADS)

P.O. NO: M-001

FUNCTION: PILOT SOLENOID MUST OPEN WHEN ENERGIZED TO ALLOR SRV TO OPEN, LOCA AND ALL LINE BREAKS.

SUBMERGENCE: N/A

CHEMICAL SPRAY: YES

PARAMETER	ENVIRONMENT		DOCUMENTATION REFERENCE		QUALIFICATION	OUTSTANDING ITEMS	INTERFACES:
	SPECIFICATION	QUALIFICATION	SPECIFICATION	QUALIFICATION	METHOD		CONDUIT SEAL REQUIRED. REF. 801.
OPERATING TIME	180 DAYS	180 DAYS	78	801	TEST & ANAL.		
TEMPERATURE (F)	330	347	85	801	TEST		MAINTENANCE REQUIREMENTS: REF. 801: SEE REPORTS #2025F AND #2063 AND DRAFT TECH. MANUAL.
PRESSURE (PSIA)	58.7	79.7	85	801	TEST		
RELATIVE HUMIDITY (%)	100	100	85	801	TEST		
RADIATION	2.45 E7	3.26 E7	85	801	TEST		REMARKS:
AGING	40 YRS.	7.5 YRS.	N/A	801	TEST & ANAL.		

DEFICIENCY RESOLUTION:

PREPARED BY: FMV DATE: 03/08/84 REVISION DATE: 03/08/84

FACILITY: LGS UNIT: 1 DOCKET: 50-352 EQRR: 1

REVIEWED BY: WJB DATE: 03/08/84

SYSTEM: NUCLEAR BOILER SYSTEM

ACCY: SPEC: +-0.5% OF SPAN
DEMON: +-0.11% OF SPAN
REF: 114;REP10826,SEC8.1,TBL3

LOCATION: ROOM 402

PLANT ID: PT-41-125A

RACK/PANEL: N/A

COMPONENT: PRESSURE TRANSMITTER
ASSOC COMP: N/A
ASSOC COMP: N/A

MODEL NO.: 1153 SERIES B
ASSOC M/N: N/A
ASSOC M/N: N/A

ASSOC. DWG: LOC: M-0708
P&ID: M-41

MANUFACTU: ROSEMOUNT
ASSOC MANF: N/A
ASSOC MANF: N/A

SERIAL NO:
ASSOC S/N: N/A
ASSOC S/N: N/A

SERVICE: FEEDWATER LINE PRESSURE.

P.O. NO: M-206

FUNCTION: TRANSMITS SIGNAL TO PI-41-125A INDICATING CONDITION OF WATER SEAL ON HV-41-1F074A (FEEDWATER OUTBOARD ISOL VALVE). REQUIRED FOR POST-LOCA SYSTEM VALVE AND BLOWER CONTROL.

SUBMERGENCE: N/A

CHEMICAL SPRAY: N/A

PARAMETER	ENVIRONMENT		DOCUMENTATION REFERENCE		QUALIFICATION	OUTSTANDING ITEMS	INTERFACES:
	SPECIFICATION	QUALIFICATION	SPECIFICATION	QUALIFICATION	METHOD		CABLE: EQRR 22
OPERATING TIME	180 DAYS	180 DAYS	78,508	114	TEST & ANAL.		
TEMPERATURE (F)	120	318	79	114	TEST		MAINTENANCE REQUIREMENTS: REFERENCE 540,114
PRESSURE (PSIA)	14.7	87.7	79	114	TEST		
RELATIVE HUMIDITY (%)	90	100	79	114	TEST		
RADIATION	4.18 E6	2.44 E7	79	114	TEST		REMARKS:
AGING	40 YRS.	20 YRS.	N/A	114	TEST & ANAL.		

DEFICIENCY RESOLUTION:

PREPARED BY: FMV DATE: 03/08/84 REVISION DATE: 03/08/84

FACILITY: LGS UNIT: 1 DOCKET: 50-352 EQRR: 1

REVIEWED BY: WJB DATE: 03/08/84

SYSTEM: NUCLEAR BOILER SYSTEM

ACCY: SPEC: +-0.5% OF SPAN
DEMON: +-0.11% OF SPAN
REF: 114;REP10826,SEC8.1,TBL3

LOCATION: ROOM 402

PLANT ID: PT-41-125B

RACK/PANEL: N/A

COMPONENT: PRESSURE TRANSMITTER
ASSOC COMP: N/A
ASSOC COMP: N/A

MODEL NO.: 1153 SERIES B
ASSOC M/N: N/A
ASSOC M/N: N/A

ASSOC. DWG: LOC: M-0708
P&ID: M-41

MANUFACTU: ROSEMOUNT
ASSOC MANF: N/A
ASSOC MANF: N/A

SERIAL NO:
ASSOC S/N: N/A
ASSOC S/N: N/A

SERVICE: FEEDWATER LINE PRESSURE.

P.O. NO: M-206

FUNCTION: TRANSMITS SIGNAL TO PI-41-125B INDICATING CONDITION OF WATER SEAL ON HV-41-1F074B (FEEDWATER OUTBOARD ISOL VALVE). REQUIRED FOR POST-LOCA SYSTEM VALVE AND BLOWER CONTROL.

SUBMERGENCE: N/A

CHEMICAL SPRAY: N/A

PARAMETER	ENVIRONMENT		DOCUMENTATION REFERENCE		QUALIFICATION	OUTSTANDING ITEMS	INTERFACES: CABLE: EQRR 22
	SPECIFICATION	QUALIFICATION	SPECIFICATION	QUALIFICATION	METHOD		
OPERATING TIME	180 DAYS	180 DAYS	78,508	114	TEST & ANAL.		
TEMPERATURE (F)	120	318	79	114	TEST		MAINTENANCE REQUIREMENTS: REFERENCE 540,114
PRESSURE (PSIA)	14.7	87.7	79	114	TEST		
RELATIVE HUMIDITY (%)	90	100	79	114	TEST		
RADIATION	4.18 E6	2.44 E7	79	114	TEST		REMARKS:
AGING	40 YRS.	20 YRS.	N/A	114	TEST & ANAL.		

DEFICIENCY RESOLUTION:

PREPARED BY: FMV DATE: 03/08/84 REVISION DATE: 03/08/84

FACILITY: LGS UNIT: 1 DOCKET: 50-352 EQRR: 1

REVIEWED BY: WJB DATE: 03/08/84

SYSTEM: NUCLEAR BOILER SYSTEM

ACCY: SPEC: +-0.5% OF SPAN
DEMON: +-0.11% OF SPAN
REF: 114;REP10826,SEC8.1,TBL3

LOCATION: ROOM 402

PLANT ID: PT-41-126A

RACK/PANEL: N/A

COMPONENT: PRESSURE TRANSMITTER

MODEL NO.: 1153 SERIES B

ASSOC COMP: N/A

ASSOC M/N: N/A

ASSOC. DWG: LOC: M-0708

ASSOC COMP: N/A

ASSOC M/N: N/A

P&ID: M-41

MANUFACTU: ROSEMOUNT

SERIAL NO:

ASSOC MANF: N/A

ASSOC S/N: N/A

ASSOC MANF: N/A

ASSOC S/N: N/A

SERVICE: FEEDWATER LINE PRESSURE.

P.O. NO: M-206

FUNCTION: TRANSMITS SIGNAL TO PI-41-126A INDICATING CONDITION OF WATER SEAL ON HV-41-1F074A (FEEDWATER OUTBOARD ISOL VALVE). REQUIRED FOR POST-LOCA SYSTEM VALVE AND BLOWER CONTROL.

SUBMERGENCE: N/A

CHEMICAL SPRAY: N/A

PARAMETER	ENVIRONMENT		DOCUMENTATION REFERENCE		QUALIFICATION	OUTSTANDING ITEMS	INTERFACES:
	SPECIFICATION	QUALIFICATION	SPECIFICATION	QUALIFICATION	METHOD		CABLE: EQRR 22
OPERATING TIME	180 DAYS	180 DAYS	78	114	TEST & ANAL.		
TEMPERATURE (F)	120	318	79	114	TEST		MAINTENANCE REQUIREMENTS: REFERENCE 540,114
PRESSURE (PSIA)	14.7	87.7	79	114	TEST		
RELATIVE HUMIDITY (%)	90	100	79	114	TEST		
RADIATION	4.18 E6	2.44 E7	79	114	TEST		REMARKS:
AGING	40 YRS.	20 YRS.	N/A	114	TEST & ANAL.		

DEFICIENCY RESOLUTION:

PREPARED BY: FMV DATE: 03/08/84 REVISION DATE: 03/08/84

FACILITY: LGS UNIT: 1 DOCKET: 50-352 EQRR: 1

REVIEWED BY: WJB DATE: 03/08/84

SYSTEM: NUCLEAR BOILER SYSTEM

ACCY: SPEC: +-0.5% OF SPAN
DEMON: +-0.11% OF SPAN
REF: 114;REP10826,SEC8.1,TBL3

LOCATION: ROOM 402

PLANT ID: PT-41-126B

RACK/PANEL: N/A

COMPONENT: PRESSURE TRANSMITTER
ASSOC COMP: N/A
ASSOC COMP: N/A

MODEL NO.: 1153 SERIES B
ASSOC M/N: N/A
ASSOC M/N: N/A

ASSOC. DWG: LOC: M-0708
P&ID: M-41

MANUFACTU: ROSEMOUNT
ASSOC MANF: N/A
ASSOC MANF: N/A

SERIAL NO:
ASSOC S/N: N/A
ASSOC S/N: N/A

SERVICE: FEEDWATER LINE PRESSURE.

P.O. NO: M-206

FUNCTION: TRANSMITS SIGNAL TO PI-41-126B INDICATING CONDITION OF WATER SEAL ON HV-41-1F074B (FEEDWATER OUTBOARD ISOL VALVE). REQUIRED FOR POST-LOCA SYSTEM VALVE AND BLOWER CONTROL.

SUBMERGENCE: N/A

CHEMICAL SPRAY: N/A

PARAMETER	ENVIRONMENT		DOCUMENTATION REFERENCE		QUALIFICATION	OUTSTANDING ITEMS	INTERFACES:
	SPECIFICATION	QUALIFICATION	SPECIFICATION	QUALIFICATION	METHOD		CABLE: EQRR 22
OPERATING TIME	180 DAYS	180 DAYS	78,508	114	TEST & ANAL.		
TEMPERATURE (F)	120	318	79	114	TEST		MAINTENANCE REQUIREMENTS: REFERENCE 540,114
PRESSURE (PSIA)	14.7	87.7	79	114	TEST		
RELATIVE HUMIDITY (%)	90	100	79	114	TEST		
RADIATION	4.18 E6	2.44 E7	79	114	TEST		REMARKS:
AGING	40 YRS.	20 YRS.	N/A	114	TEST & ANAL.		

DEFICIENCY RESOLUTION:

PREPARED BY: FMV DATE: 03/01/84 REVISION DATE: 03/01/84

FACILITY: LGS UNIT: 1 DOCKET: 50-352 EQRR: 179

REVIEWED BY: WJB DATE: 03/01/84

SYSTEM: NUCLEAR BOILER SYSTEM

PLANT ID: TE-41-101A

COMPONENT: TEMPERATURE ELEMENT
ASSOC COMP: N/A
ASSOC COMP: N/A

MANUFACTU: WEED INSTRUMENT COMPANY
ASSOC MANF: N/A
ASSOC MANF: N/A

SERVICE: SUPPRESSION POOL TEMPERATURE MONITORING SYSTEM.

FUNCTION: PROVIDES SIGNAL TO TIX-41-101 FOR CONTROL ROOM INDICATION. REQUIRED FOR LOCA AND ALL HELBS FOR OPERATOR INFORMATION TO INITIATE SUPPRESSION POOL COOLING.

ACCY: SPEC: +/- .5%
DEMON: +/-.5% ABOVE 100 DEG. F
REF: 122,APP. C/P.C-13

MODEL NO.: 611
ASSOC M/N: N/A
ASSOC M/N: N/A

SERIAL NO: N/A
ASSOC S/N: N/A
ASSOC S/N: N/A

LOCATION: PRI CONT/ZONE VI

RACK/PANEL: N/A

ASSOC. DWG: LOC: M-0850
P&ID: M-41

P.O. NO: M-267

SUBMERGENCE: N/A

CHEMICAL SPRAY: N/A

PARAMETER	ENVIRONMENT		DOCUMENTATION REFERENCE		QUALIFICATION	OUTSTANDING ITEMS
	SPECIFICATION	QUALIFICATION	SPECIFICATION	QUALIFICATION	METHOD	
OPERATING TIME	180 DAYS	180 DAYS	78	122	TEST & ANAL.	
TEMPERATURE (F)	330	485	85	122	TEST	
PRESSURE (PSIA)	58.7	84.7	85	122	TEST	
RELATIVE HUMIDITY (%)	100	100	85	122	TEST	
RADIATION	4.96 E6	3.03 E8	85	122	TEST	
AGING	40 YRS.	40 YRS.	N/A	122,601	TEST & ANAL.	

INTERFACES:
CABLE: EQRR 22

MAINTENANCE REQUIREMENTS:
NONE

REMARKS:

DEFICIENCY RESOLUTION:

PREPARED BY: FMV DATE: 03/01/84 REVISION DATE: 03/01/84

FACILITY: LGS UNIT: 1 DOCKET: 50-352 EQRR: 179

REVIEWED BY: WJB DATE: 03/01/84

SYSTEM: NUCLEAR BOILER SYSTEM

PLANT ID: TE-41-101B

ACCY: SPEC: +/- .5%
DEMON: +/-.5% ABOVE 100 DEG. F
REF: 122,APP. C/P.C-13

LOCATION: PRI CONT/ZONE VI

RACK/PANEL: N/A

COMPONENT: TEMPERATURE ELEMENT
ASSOC COMP: N/A
ASSOC COMP: N/A

MODEL NO.: 611
ASSOC M/N: N/A
ASSOC M/N: N/A

ASSOC. DWG: LOC: M-0850
P&ID: M-41

MANUFACTU: WEED INSTRUMENT COMPANY
ASSOC MANF: N/A
ASSOC MANF: N/A

SERIAL NO: N/A
ASSOC S/N: N/A
ASSOC S/N: N/A

SERVICE: SUPPRESSION POOL TEMPERATURE MONITORING SYSTEM.

P.O. NO: M-267

FUNCTION: PROVIDES SIGNAL TO TIX-41-101 FOR CONTROL ROOM INDICATION. REQUIRED FOR LOCA AND ALL HELBS FOR OPERATOR INFORMATION TO INITIATE SUPPRESSION POOL COOLING.

SUBMERGENCE: N/A

CHEMICAL SPRAY: N/A

PARAMETER	ENVIRONMENT		DOCUMENTATION REFERENCE		QUALIFICATION	OUTSTANDING ITEMS	INTERFACES:
	SPECIFICATION	QUALIFICATION	SPECIFICATION	QUALIFICATION	METHOD		CABLE: EQRR 22
OPERATING TIME	180 DAYS	180 DAYS	78	122	TEST & ANAL.		
TEMPERATURE (F)	330	485	85	122	TEST		MAINTENANCE REQUIREMENTS: NONE
PRESSURE (PSIA)	58.7	84.7	85	122	TEST		
RELATIVE HUMIDITY (%)	100	100	85	122	TEST		
RADIATION	4.96 E6	3.03 E8	85	122	TEST		REMARKS:
AGING	40 YRS.	40 YRS.	N/A	122,601	TEST & ANAL.		

DEFICIENCY RESOLUTION:

PREPARED BY: FMV DATE: 03/01/84 REVISION DATE: 03/01/84

FACILITY: LGS UNIT: 1 DOCKET: 50-352 EQRR: 179

REVIEWED BY: WJB DATE: 03/01/84

SYSTEM: NUCLEAR BOILER SYSTEM

PLANT ID: TE-41-101C

ACCY: SPEC: +/- .5%
DEMON: +/-.5% ABOVE 100 DEG. F
REF: 122,APP. C/P.C-13

LOCATION: PRI CONT/ZONE VI

RACK/PANEL: N/A

COMPONENT: TEMPERATURE ELEMENT
ASSOC COMP: N/A
ASSOC COMP: N/A

MODEL NO.: 611
ASSOC M/N: N/A
ASSOC M/N: N/A

ASSOC. DWG: LOC: M-0850
P&ID: M-41

MANUFACTU: WEED INSTRUMENT COMPANY
ASSOC MANF: N/A
ASSOC MANF: N/A

SERIAL NO: N/A
ASSOC S/N: N/A
ASSOC S/N: N/A

SERVICE: SUPPRESSION POOL TEMPERATURE MONITORING SYSTEM.

P.O. NO: M-267

FUNCTION: PROVIDES SIGNAL TO TIX-41-101 FOR CONTROL ROOM INDICATION. REQUIRED FOR LOCA AND ALL HELBS FOR OPERATOR INFORMATION TO INITIATE SUPPRESSION POOL COOLING.

SUBMERGENCE: N/A

CHEMICAL SPRAY: N/A

PARAMETER	ENVIRONMENT		DOCUMENTATION REFERENCE		QUALIFICATION	OUTSTANDING ITEMS	INTERFACES: CABLE: EQRR 22
	SPECIFICATION	QUALIFICATION	SPECIFICATION	QUALIFICATION	METHOD		
OPERATING TIME	180 DAYS	180 DAYS	78	122	TEST & ANAL.		
TEMPERATURE (F)	330	485	85	122	TEST		MAINTENANCE REQUIREMENTS: NONE
PRESSURE (PSIA)	58.7	84.7	85	122	TEST		
RELATIVE HUMIDITY (%)	100	100	85	122	TEST		
RADIATION	4.96 E6	3.03 E8	85	122	TEST		REMARKS:
AGING	40 YRS.	40 YRS.	N/A	122,601	TEST & ANAL.		

DEFICIENCY RESOLUTION:

PREPARED BY: FMV DATE: 03/01/84 REVISION DATE: 03/01/84

FACILITY: LGS UNIT: 1 DOCKET: 50-352 EQRR: 179

REVIEWED BY: WJB DATE: 03/01/84

SYSTEM: NUCLEAR BOILER SYSTEM

ACCY: SPEC: +/- .5%
DEMON: +/-.5% ABOVE 100 DEG. F
REF: 122,APP. C/P.C-13

LOCATION: PRI CONT/ZONE VI

PLANT ID: TE-41-101D

RACK/PANEL: N/A

COMPONENT: TEMPERATURE ELEMENT
ASSOC COMP: N/A
ASSOC COMP: N/A

MODEL NO.: 611
ASSOC M/N: N/A
ASSOC M/N: N/A

ASSOC. DWG: LOC: M-0850
P&ID: M-41

MANUFACTU: WEED INSTRUMENT COMPANY
ASSOC MANF: N/A
ASSOC MANF: N/A

SERIAL NO: N/A
ASSOC S/N: N/A
ASSOC S/N: N/A

SERVICE: SUPPRESSION POOL TEMPERATURE MONITORING SYSTEM.

P.O. NO: M-267

FUNCTION: PROVIDES SIGNAL TO TIX-41-101 FOR CONTROL ROOM INDICATION. REQUIRED FOR LOCA AND ALL HELBS FOR OPERATOR INFORMATION TO INITIATE SUPPRESSION POOL COOLING.

SUBMERGENCE: N/A

CHEMICAL SPRAY: N/A

PARAMETER	ENVIRONMENT		DOCUMENTATION REFERENCE		QUALIFICATION	OUTSTANDING ITEMS	INTERFACES: CABLE: EQRR 22
	SPECIFICATION	QUALIFICATION	SPECIFICATION	QUALIFICATION	METHOD		
OPERATING TIME	180 DAYS	180 DAYS	78	122	TEST & ANAL.		
TEMPERATURE (F)	330	485	85	122	TEST		MAINTENANCE REQUIREMENTS: NONE
PRESSURE (PSIA)	58.7	84.7	85	122	TEST		
RELATIVE HUMIDITY (%)	100	100	85	122	TEST		
RADIATION	4.96 E6	3.03 E8	85	122	TEST		REMARKS:
AGING	40 YRS.	40 YRS.	N/A	122,601	TEST & ANAL.		

DEFICIENCY RESOLUTION:

PREPARED BY: FMV DATE: 03/01/84 REVISION DATE: 03/01/84

FACILITY: LGS UNIT: 1 DOCKET: 50-352 EQRR: 179

REVIEWED BY: WJB DATE: 03/01/84

SYSTEM: NUCLEAR BOILER SYSTEM

ACCY: SPEC: +/- .5%
DEMON: +/-.5% ABOVE 100 DEG. F
REF: 122,APP. C/P.C-13

LOCATION: PRI CONT/ZONE VI

PLANT ID: TE-41-101E

RACK/PANEL: N/A

COMPONENT: TEMPERATURE ELEMENT
ASSOC COMP: N/A
ASSOC COMP: N/A

MODEL NO.: 611
ASSOC M/N: N/A
ASSOC M/N: N/A

ASSOC. DWG: LOC: M-0850
P&ID: M-41

MANUFACTU: WEED INSTRUMENT COMPANY
ASSOC MANF: N/A
ASSOC MANF: N/A

SERIAL NO: N/A
ASSOC S/N: N/A
ASSOC S/N: N/A

SERVICE: SUPPRESSION POOL TEMPERATURE MONITORING SYSTEM.

P.O. NO: M-267

FUNCTION: PROVIDES SIGNAL TO TIX-41-101 FOR CONTROL ROOM INDICATION. REQUIRED FOR LOCA AND ALL HELBS FOR OPERATOR INFORMATION TO INITIATE SUPPRESSION POOL COOLING.

SUBMERGENCE: N/A

CHEMICAL SPRAY: N/A

PARAMETER	ENVIRONMENT		DOCUMENTATION REFERENCE		QUALIFICATION	OUTSTANDING ITEMS	INTERFACES: CABLE: EQRR 22
	SPECIFICATION	QUALIFICATION	SPECIFICATION	QUALIFICATION	METHOD		
OPERATING TIME	180 DAYS	180 DAYS	78	122	TEST & ANAL.		
TEMPERATURE (F)	330	485	85	122	TEST		MAINTENANCE REQUIREMENTS: NONE
PRESSURE (PSIA)	58.7	84.7	85	122	TEST		
RELATIVE HUMIDITY (%)	100	100	85	122	TEST		
RADIATION	4.96 E6	3.03 E8	85	122	TEST		REMARKS:
AGING	40 YRS.	40 YRS.	N/A	122,601	TEST & ANAL.		

DEFICIENCY RESOLUTION:

PREPARED BY: FMV DATE: 03/01/84 REVISION DATE: 03/01/84

FACILITY: LGS UNIT: 1 DOCKET: 50-352 EQRR: 179

REVIEWED BY: WJB DATE: 03/01/84

SYSTEM: NUCLEAR BOILER SYSTEM

ACCY: SPEC: +/- .5%
DEMON: +/-.5% ABOVE 100 DEG. F
REF: 122,APP. C/P.C-13

LOCATION: PRI CONT/ZONE VI

PLANT ID: TE-41-101F

RACK/PANEL: N/A

COMPONENT: TEMPERATURE ELEMENT
ASSOC COMP: N/A
ASSOC COMP: N/A

MODEL NO.: 611
ASSOC M/N: N/A
ASSOC M/N: N/A

ASSOC. DWG: LOC: M-0850
P&ID: M-41

MANUFACTU: WEED INSTRUMENT COMPANY
ASSOC MANF: N/A
ASSOC MANF: N/A

SERIAL NO: N/A
ASSOC S/N: N/A
ASSOC S/N: N/A

SERVICE: SUPPRESSION POOL TEMPERATURE MONITORING SYSTEM.

P.O. NO: M-267

FUNCTION: PROVIDES SIGNAL TO TIX-41-101 FOR CONTROL ROOM INDICATION. REQUIRED FOR LOCA AND ALL HELBS FOR OPERATOR INFORMATION TO INITIATE SUPPRESSION POOL COOLING.

SUBMERGENCE: N/A

CHEMICAL SPRAY: N/A

PARAMETER	ENVIRONMENT		DOCUMENTATION REFERENCE		QUALIFICATION	OUTSTANDING ITEMS	INTERFACES: CABLE: EQRR 22
	SPECIFICATION	QUALIFICATION	SPECIFICATION	QUALIFICATION	METHOD		
OPERATING TIME	180 DAYS	180 DAYS	78	122	TEST & ANAL.		
TEMPERATURE (F)	330	485	85	122	TEST		MAINTENANCE REQUIREMENTS: NONE
PRESSURE (PSIA)	58.7	84.7	85	122	TEST		
RELATIVE HUMIDITY (%)	100	100	85	122	TEST		
RADIATION	4.96 E6	3.03 E8	85	122	TEST		REMARKS:
AGING	40 YRS.	40 YRS.	N/A	122,601	TEST & ANAL.		

DEFICIENCY RESOLUTION:

PREPARED BY: TMV DATE: 03/01/84 REVISION DATE: 03/01/84

FACILITY: LGS UNIT: 1 DOCKET: 50-352 EQRR: 179

REVIEWED BY: WJB DATE: 03/01/84

SYSTEM: NUCLEAR BOILER SYSTEM

ACCY: SPEC: +/- .5%
DEMON: +/-.5% ABOVE 100 DEG. F
REF: 122,APP. C/P.C-13

LOCATION: PRI CONT/ZONE VI

PLANT ID: TE-41-101G

RACK/PANEL: N/A

COMPONENT: TEMPERATURE ELEMENT
ASSOC COMP: N/A
ASSOC COMP: N/A

MODEL NO.: 611
ASSOC M/N: N/A
ASSOC M/N: N/A

ASSOC. DWG: LOC: M-0850
P&ID: M-41

MANUFACTU: WEED INSTRUMENT COMPANY
ASSOC MANF: N/A
ASSOC MANF: N/A

SERIAL NO: N/A
ASSOC S/N: N/A
ASSOC S/N: N/A

SERVICE: SUPPRESSION POOL TEMPERATURE MONITORING SYSTEM.

P.O. NO: M-267

FUNCTION: PROVIDES SIGNAL TO TIX-41-101 FOR CONTROL ROOM INDICATION. REQUIRED FOR LOCA AND ALL HELBS FOR OPERATOR INFORMATION TO INITIATE SUPPRESSION POOL COOLING.

SUBMERGENCE: N/A

CHEMICAL SPRAY: N/A

PARAMETER	ENVIRONMENT		DOCUMENTATION REFERENCE		QUALIFICATION	OUTSTANDING ITEMS	INTERFACES:
	SPECIFICATION	QUALIFICATION	SPECIFICATION	QUALIFICATION	METHOD		CABLE: EQRR 22
OPERATING TIME	180 DAYS	180 DAYS	78	122	TEST & ANAL.		
TEMPERATURE (F)	330	485	85	122	TEST		MAINTENANCE REQUIREMENTS: NONE
PRESSURE (PSIA)	58.7	84.7	85	122	TEST		
RELATIVE HUMIDITY (%)	100	100	85	122	TEST		
RADIATION	4.96 E6	3.03 E8	85	122	TEST		REMARKS:
AGING	40 YRS.	40 YRS.	N/A	122,601	TEST & ANAL.		

DEFICIENCY RESOLUTION:

PREPARED BY: FMV DATE: 03/01/84 REVISION DATE: 03/01/84

FACILITY: LGS UNIT: 1 DOCKET: 50-352 EQRR: 179

REVIEWED BY: WJB DATE: 03/01/84

SYSTEM: NUCLEAR BOILER SYSTEM

ACCY: SPEC: +/- .5%
DEMON: +/-.5% ABOVE 100 DEG. F
REF: 122,APP. C/P.C-13

LOCATION: PRI CONT/ZONE VI

PLANT ID: TE-41-101H

RACK/PANEL: N/A

COMPONENT: TEMPERATURE ELEMENT
ASSOC COMP: N/A
ASSOC COMP: N/A

MODEL NO.: 611
ASSOC M/N: N/A
ASSOC M/N: N/A

ASSOC. DWG: LOC: M-0850
P&ID: M-41

MANUFACTU: WEED INSTRUMENT COMPANY
ASSOC MANF: N/A
ASSOC MANF: N/A

SERIAL NO: N/A
ASSOC S/N: N/A
ASSOC S/N: N/A

SERVICE: SUPPRESSION POOL TEMPERATURE MONITORING SYSTEM.

P.O. NO: M-267

FUNCTION: PROVIDES SIGNAL TO TIX-41-101 FOR CONTROL ROOM INDICATION. REQUIRED FOR LOCA AND ALL HELBS FOR OPERATOR INFORMATION TO INITIATE SUPPRESSION POOL COOLING.

SUBMERGENCE: N/A

CHEMICAL SPRAY: N/A

PARAMETER	ENVIRONMENT		DOCUMENTATION REFERENCE		QUALIFICATION	OUTSTANDING ITEMS	INTERFACES: CABLE: EQRR 22
	SPECIFICATION	QUALIFICATION	SPECIFICATION	QUALIFICATION	METHOD		
OPERATING TIME	180 DAYS	180 DAYS	78	122	TEST & ANAL.		
TEMPERATURE (F)	330	485	85	122	TEST		MAINTENANCE REQUIREMENTS: NONE
PRESSURE (PSIA)	58.7	84.7	85	122	TEST		
RELATIVE HUMIDITY (%)	100	100	85	122	TEST		
RADIATION	4.96 E6	3.03 E8	85	122	TEST		REMARKS:
AGING	40 YRS.	40 YRS.	N/A	122,601	TEST & ANAL.		

DEFICIENCY RESOLUTION:

PREPARED BY: FMV DATE: 03/01/84 REVISION DATE: 03/01/84

FACILITY: LGS UNIT: 1 DOCKET: 50-352 EQRR: 179

REVIEWED BY: WJB DATE: 03/01/84

SYSTEM: NUCLEAR BOILER SYSTEM

ACCY: SPEC: +/- .5%
DEMON: +/-.5% ABOVE 100 DEG. F
REF: 122,APP. C/P.C-13

LOCATION: PRI CONT/ZONE VI

PLANT ID: TE-41-103A

RACK/PANEL: N/A

COMPONENT: TEMPERATURE ELEMENT
ASSOC COMP: N/A
ASSOC COMP: N/A

MODEL NO.: 611
ASSOC M/N: N/A
ASSOC M/N: N/A

ASSOC. DWG: LOC: M-0850
P&ID: M-41

MANUFACTU: WEED INSTRUMENT COMPANY
ASSOC MANF: N/A
ASSOC MANF: N/A

SERIAL NO: N/A
ASSOC S/N: N/A
ASSOC S/N: N/A

SERVICE: SUPPRESSION POOL TEMPERATURE MONITORING SYSTEM.

P.O. NO: M-267

FUNCTION: PROVIDES SIGNAL TO YIX-41-103 FOR CONTROL ROOM INDICATION. REQUIRED FOR LOCA AND ALL HELBS FOR OPERATOR INFORMATION TO INITIATE SUPPRESSION POOL COOLING.

SUBMERGENCE: N/A

CHEMICAL SPRAY: N/A

PARAMETER	ENVIRONMENT		DOCUMENTATION REFERENCE		QUALIFICATION	OUTSTANDING ITEMS	INTERFACES:
	SPECIFICATION	QUALIFICATION	SPECIFICATION	QUALIFICATION	METHOD		CABLE: EQRR 22
OPERATING TIME	180 DAYS	180 DAYS	78	122	TEST & ANAL.		
TEMPERATURE (F)	330	485	85	122	TEST		MAINTENANCE REQUIREMENTS: NONE
PRESSURE (PSIA)	58.7	84.7	85	122	TEST		
RELATIVE HUMIDITY (%)	100	100	85	122	TEST		
RADIATION	4.96 E6	3.03 E8	85	122	TEST		REMARKS:
AGING	40 YRS.	40 YRS.	N/A	122,601	TEST & ANAL.		

DEFICIENCY RESOLUTION:

PREPARED BY: FMV DATE: 03/01/84 REVISION DATE: 03/01/84

FACILITY: LGS UNIT: 1 DOCKET: 50-352 EQRR: 179

REVIEWED BY: WJB DATE: 03/01/84

SYSTEM: NUCLEAR BOILER SYSTEM

ACCY: SPEC: +/- .5%
DEMON: +/-.5% ABOVE 100 DEG. F
REF: 122,APP. C/P.C-13

LOCATION: PRI CONT/ZONE VI

PLANT ID: TE-41-103B

RACK/PANEL: N/A

COMPONENT: TEMPERATURE ELEMENT
ASSOC COMP: N/A
ASSOC COMP: N/A

MODEL NO.: 611
ASSOC M/N: N/A
ASSOC M/N: N/A

ASSOC. DWG: LOC: M-0850
P&ID: M-41

MANUFACTU: WEED INSTRUMENT COMPANY
ASSOC MANF: N/A
ASSOC MANF: N/A

SERIAL NO: N/A
ASSOC S/N: N/A
ASSOC S/N: N/A

SERVICE: SUPPRESSION POOL TEMPERATURE MONITORING SYSTEM.

P.O. NO: M-267

FUNCTION: PROVIDES SIGNAL TO TIX-41-103 FOR CONTROL ROOM INDICATION. REQUIRED FOR LOCA AND ALL HELBS FOR OPERATOR INFORMATION TO INITIATE SUPPRESSION POOL COOLING.

SUBMERGENCE: N/A

CHEMICAL SPRAY: N/A

PARAMETER	ENVIRONMENT		DOCUMENTATION REFERENCE		QUALIFICATION	OUTSTANDING ITEMS	INTERFACES: CABLE: EQRR 22
	SPECIFICATION	QUALIFICATION	SPECIFICATION	QUALIFICATION	METHOD		
OPERATING TIME	180 DAYS	180 DAYS	78	122	TEST & ANAL.		
TEMPERATURE (F)	330	485	85	122	TEST		MAINTENANCE REQUIREMENTS: NONE
PRESSURE (PSIA)	58.7	84.7	85	122	TEST		
RELATIVE HUMIDITY (%)	100	100	85	122	TEST		
RADIATION	4.96 E6	3.03 E8	85	122	TEST		REMARKS:
AGING	40 YRS.	40 YRS.	N/A	122,601	TEST & ANAL.		

DEFICIENCY RESOLUTION:

PREPARED BY: FMV DATE: 03/01/84 REVISION DATE: 03/01/84

FACILITY: LGS UNIT: 1 DOCKET: 50-352 EQRR: 179

REVIEWED BY: WJB DATE: 03/01/84

SYSTEM: NUCLEAR BOILER SYSTEM

ACCY: SPEC: +/- .5%
DEMON: +/-.5% ABOVE 100 DEG. F
REF: 122,APP. C/P.C-13

LOCATION: PRI CONT/ZONE VI

PLANT ID: TE-41-103C

RACK/PANEL: N/A

COMPONENT: TEMPERATURE ELEMENT

MODEL NO.: 611

ASSOC COMP: N/A

ASSOC M/N: N/A

ASSOC. DWG: LOC: M-0850
P&ID: M-41

ASSOC COMP: N/A

ASSOC M/N: N/A

MANUFACTU: WEED INSTRUMENT COMPANY

SERIAL NO: N/A

ASSOC MANF: N/A

ASSOC S/N: N/A

ASSOC MANF: N/A

ASSOC S/N: N/A

SERVICE: SUPPRESSION POOL TEMPERATURE MONITORING SYSTEM.

P.O. NO: M-267

FUNCTION: PROVIDES SIGNAL TO TIX-41-103 FOR CONTROL ROOM INDICATION. REQUIRED FOR LOCA AND ALL HELBS FOR OPERATOR INFORMATION TO INITIATE SUPPRESSION POOL COOLING.

SUBMERGENCE: N/A

CHEMICAL SPRAY: N/A

PARAMETER	ENVIRONMENT		DOCUMENTATION REFERENCE		QUALIFICATION	OUTSTANDING ITEMS	INTERFACES: CABLE: EQRR 22
	SPECIFICATION	QUALIFICATION	SPECIFICATION	QUALIFICATION	METHOD		
OPERATING TIME	180 DAYS	180 DAYS	78	122	TEST & ANAL.		
TEMPERATURE (F)	330	485	85	122	TEST		MAINTENANCE REQUIREMENTS: NONE
PRESSURE (PSIA)	58.7	84.7	85	122	TEST		
RELATIVE HUMIDITY (%)	100	100	85	122	TEST		
RADIATION	4.96 E6	3.03 E8	85	122	TEST		REMARKS:
AGING	40 YRS.	40 YRS.	N/A	122,601	TEST & ANAL.		

DEFICIENCY RESOLUTION:

PREPARED BY: FMV DATE: 03/01/84 REVISION DATE: 03/01/84

FACILITY: LGS UNIT: 1 DOCKET: 50-352 EQRR: 179

REVIEWED BY: WJB DATE: 03/01/84

SYSTEM: NUCLEAR BOILER SYSTEM

PLANT ID: TE-41-103D

COMPONENT: TEMPERATURE ELEMENT
ASSOC COMP: N/A
ASSOC COMP: N/A

MANUFACTU: WEED INSTRUMENT COMPANY
ASSOC MANF: N/A
ASSOC MANF: N/A

SERVICE: SUPPRESSION POOL TEMPERATURE MONITORING SYSTEM.

FUNCTION: PROVIDES SIGNAL TO TIX-41-103 FOR CONTROL ROOM INDICATION. REQUIRED FOR LOCA AND ALL HELBS FOR OPERATOR INFORMATION TO INITIATE SUPPRESSION POOL COOLING.

ACCY: SPEC: +/- .5%
DEMON: +/-.5% ABOVE 100 DEG. F
REF: 122,APP. C/P.C-13

MODEL NO.: 611
ASSOC M/N: N/A
ASSOC M/N: N/A

SERIAL NO: N/A
ASSOC S/N: N/A
ASSOC S/N: N/A

LOCATION: PRI CONT ZONE VI

RACK/PANEL: N/A

ASSOC. DWG: LOC: M-0850
P&ID: M-41

P.O. NO: M-267

SUBMERGENCE: N/A

CHEMICAL SPRAY: N/A

PARAMETER	ENVIRONMENT		DOCUMENTATION REFERENCE		QUALIFICATION		INTERFACES:
	SPECIFICATION	QUALIFICATION	SPECIFICATION	QUALIFICATION	METHOD	OUTSTANDING ITEMS	CABLE: EQRR 22
OPERATING TIME	180 DAYS	180 DAYS	78	122	TEST & ANAL.		
TEMPERATURE (F)	330	485	85	122	TEST		MAINTENANCE REQUIREMENTS: NONE
PPESSURE (PSIA)	58.7	84.7	85	122	TEST		
RELATIVE HUMIDITY (%)	100	100	85	122	TEST		
RADIATION	4.96 E6	3.03 E8	85	122	TEST		REMARKS:
AGING	40 YRS.	40 YRS.	N/A	122,601	TEST & ANAL.		

DEFICIENCY RESOLUTION:

PREPARED BY: FMV DATE: 03/01/84 REVISION DATE: 03/01/84

FACILITY: LGS UNIT: 1 DOCKET: 50-352 EQRR: 179

REVIEWED BY: WJB DATE: 03/01/84

SYSTEM: NUCLEAR BOILER SYSTEM

ACCY: SPEC: +/- .5%
DEMON: +/-.5% ABOVE 100 DEG. F
REF: 122,APP. C/P.C-13

LOCATION: PRI CONT/ZONE VI

PLANT ID: TE-41-103E

RACK/PANEL: N/A

COMPONENT: TEMPERATURE ELEMENT
ASSOC COMP: N/A
ASSOC COMP: N/A

MODEL NO.: 611
ASSOC M/N: N/A
ASSOC M/N: N/A

ASSOC. DWG: LOC: M-0850
P&ID: M-41

MANUFACTU: WEED INSTRUMENT COMPANY
ASSOC MANF: N/A
ASSOC MANF: N/A

SERIAL NO: N/A
ASSOC S/N: N/A
ASSOC S/N: N/A

SERVICE: SUPPRESSION POOL TEMPERATURE MONITORING SYSTEM.

P.O. NO: M-267

FUNCTION: PROVIDES SIGNAL TO TIX-41-103 FOR CONTROL ROOM INDICATION. REQUIRED FOR LOCA AND ALL HELBS FOR OPERATOR INFORMATION TO INITIATE SUPPRESSION POOL COOLING.

SUBMERGENCE: N/A

CHEMICAL SPRAY: N/A

PARAMETER	ENVIRONMENT		DOCUMENTATION REFERENCE		QUALIFICATION	OUTSTANDING ITEMS	INTERFACES:
	SPECIFICATION	QUALIFICATION	SPECIFICATION	QUALIFICATION	METHOD		CABLE: EQRR 22
OPERATING TIME	180 DAYS	180 DAYS	78	122	TEST & ANAL.		
TEMPERATURE (F)	330	485	85	122	TEST		MAINTENANCE REQUIREMENTS: NONE
PRESSURE (PSIA)	58.7	84.7	85	122	TEST		
RELATIVE HUMIDITY (%)	100	100	85	122	TEST		
RADIATION	4.96 E6	3.03 E8	85	122	TEST		REMARKS:
AGING	40 YRS.	40 YRS.	N/A	122,601	TEST & ANAL.		

DEFICIENCY RESOLUTION:

PREPARED BY: FMV DATE: 03/01/84 REVISION DATE: 03/01/84

FACILITY: LGS UNIT 1 DOCKET: 50-352 EQRR: 179

REVIEWED BY: WJB DATE: 03/01/84

SYSTEM: NUCLEAR BOILER SYSTEM

ACCY: SPEC: +/- .5%
DEMON: +/-.5% ABOVE 100 DEG. F
REF: 122,APP. C/P.C-13

LOCATION: PRI CONT/ZONE VI

PLANT ID: TE-41-103F

RACK/PANEL: N/A

COMPONENT: TEMPERATURE ELEMENT
ASSOC COMP: N/A
ASSOC COMP: N/A

MODEL NO.: 611
ASSOC M/N: N/A
ASSOC M/N: N/A

ASSOC. DWG: LOC: M-0850
P&ID: M-41

MANUFACTU: WEED INSTRUMENT COMPANY
ASSOC MANF: N/A
ASSOC MANF: N/A

SERIAL NO: N/A
ASSOC S/N: N/A
ASSOC S/N: N/A

SERVICE: SUPPRESSION POOL TEMPERATURE MONITORING SYSTEM.

P.O. NO: M-267

FUNCTION: PROVIDES SIGNAL TO TIX-41-103 FOR CONTROL ROOM INDICATION. REQUIRED FOR LOCA AND ALL HELBS FOR OPERATOR INFORMATION TO INITIATE SUPPRESSION POOL COOLING.

SUBMERGENCE: N/A

CHEMICAL SPRAY: N/A

PARAMETER	ENVIRONMENT		DOCUMENTATION REFERENCE		QUALIFICATION	OUTSTANDING ITEMS	INTERFACES:
	SPECIFICATION	QUALIFICATION	SPECIFICATION	QUALIFICATION	METHOD		CABLE: EQRR 22
OPERATING TIME	180 DAYS	180 DAYS	78	122	TEST & ANAL.		
TEMPERATURE (F)	330	485	85	122	TEST		MAINTENANCE REQUIREMENTS: NONE
PRESSURE (PSIA)	58.7	84.7	85	122	TEST		
RELATIVE HUMIDITY (%)	100	100	85	122	TEST		
RADIATION	4.96 E6	3.03 E8	85	122	TEST		REMARKS:
AGING	40 YRS.	40 YRS.	N/A	122,601	TEST & ANAL.		

DEFICIENCY RESOLUTION:

FACILITY: LGS UNIT: 1 DOCKET: 50-352 EQRR: 179

PREPARED BY: FMV DATE: 03/01/84 REVISION DATE: 03/01/84

REVIEWED BY: WJB DATE: 03/01/84

SYSTEM: NUCLEAR BOILER SYSTEM

ACCY: SPEC: +/- .5%
DEMON: +/-.5% ABOVE 100 DEG. F
REF: 122,APP. C/P.C-13

LOCATION: PRI CONT/ZONE VI

PLANT ID: TE-41-103G

RACK/PANEL: N/A

COMPONENT: TEMPERATURE ELEMENT
ASSOC COMP: N/A
ASSOC COMP: N/A

MODEL NO.: 611
ASSOC M/N: N/A
ASSOC M/N: N/A

ASSOC. DWG: LOC: M-0850
P&ID: M-41

MANUFACTU: WEED INSTRUMENT COMPANY
ASSOC MANF: N/A
ASSOC MANF: N/A

SERIAL NO: N/A
ASSOC S/N: N/A
ASSOC S/N: N/A

SERVICE: SUPPRESSION POOL TEMPERATURE MONITORING SYSTEM.

P.O. NO: M-267

FUNCTION: PROVIDES SIGNAL TO TIX-41-103 FOR CONTROL ROOM INDICATION. REQUIRED FOR LOCA AND ALL HELBS FOR OPERATOR INFORMATION TO INITIATE SUPPRESSION POOL COOLING.

SUBMERGENCE: N/A

CHEMICAL SPRAY: N/A

PARAMETER	ENVIRONMENT		DOCUMENTATION REFERENCE		QUALIFICATION	OUTSTANDING ITEMS	INTERFACES: CABLE: EQRR 22
	SPECIFICATION	QUALIFICATION	SPECIFICATION	QUALIFICATION	METHOD		
OPERATING TIME	180 DAYS	180 DAYS	78	122	TEST & ANAL.		
TEMPERATURE (F)	330	485	85	122	TEST		MAINTENANCE REQUIREMENTS: NONE
PRESSURE (PSIA)	58.7	84.7	85	122	TEST		
RELATIVE HUMIDITY (%)	100	100	85	122	TEST		
RADIATION	4.96 E6	3.03 E8	85	122	TEST		REMARKS:
AGING	40 YRS.	40 YRS.	N/A	122,601	TEST & ANAL.		

DEFICIENCY RESOLUTION:

PREPARED BY: FMV DATE: 03/01/84 REVISION DATE: 03/01/84

FACILITY: LGS UNIT: 1 DOCKET: 50-352 EQRR: 179

REVIEWED BY: WJB DATE: 03/01/84

SYSTEM: NUCLEAR BOILER SYSTEM

ACCY: SPEC: +/- .5%
DEMON: +/-.5% ABOVE 100 DEG. F
REF: 122,APP. C/P.C-13

LOCATION: PRI CONT/ZONE VI

PLANT ID: TE-41-103H

RACK/PANEL: N/A

COMPONENT: TEMPERATURE ELEMENT
ASSOC COMP: N/A
ASSOC COMP: N/A

MODEL NO.: 611
ASSOC M/N: N/A
ASSOC M/N: N/A

ASSOC. DWG: LOC: M-0850
P&ID: M-41

MANUFACTU: WEED INSTRUMENT COMPANY
ASSOC MANF: N/A
ASSOC MANF: N/A

SERIAL NO: N/A
ASSOC S/N: N/A
ASSOC S/N: N/A

SERVICE: SUPPRESSION POOL TEMPERATURE MONITORING SYSTEM.

P.O. NO: M-267

FUNCTION: PROVIDES SIGNAL TO TIX-41-103 FOR CONTROL ROOM INDICATION. REQUIRED FOR LOCA AND ALL HELBS FOR OPERATOR INFORMATION TO INITIATE SUPPRESSION POOL COOLING.

SUBMERGENCE: N/A

CHEMICAL SPRAY: N/A

PARAMETER	ENVIRONMENT		DOCUMENTATION REFERENCE		QUALIFICATION	OUTSTANDING ITEMS	INTERFACES: CABLE: EQRR 22
	SPECIFICATION	QUALIFICATION	SPECIFICATION	QUALIFICATION	METHOD		
OPERATING TIME	180 DAYS	180 DAYS	78	122	TEST & ANAL.		
TEMPERATURE (F)	330	485	85	122	TEST		MAINTENANCE REQUIREMENTS: NONE
PRESSURE (PSIA)	58.7	84.7	85	122	TEST		
RELATIVE HUMIDITY (%)	100	100	85	122	TEST		
RADIATION	4.96 E6	3.03 E8	85	122	TEST		REMARKS:
AGING	40 YRS.	40 YRS.	N/A	122,601	TEST & ANAL.		

DEFICIENCY RESOLUTION:

PREPARED BY: FMV DATE: 03/23/84 REVISION DATE: 03/23/84

FACILITY: LGS UNIT: 1 DOCKET: 50-352 EQRR: 220

REVIEWED BY: WJB DATE: 03/23/84

SYSTEM: NUCLEAR BOILER SYSTEM

ACCY: SPEC: N/A
DEMON: N/A
REF: N/A

LOCATION: PRI CONT/ZONE 5

PLANT ID: ZS-41-122A

RACK/PANEL: N/A

COMPONENT: LIMIT SWITCH
ASSOC COMP: N/A
ASSOC COMP: N/A

MODEL NO.: EA 740-50100
ASSOC M/N: N/A
ASSOC M/N: N/A

ASSOC. DWG: LOC: M-226
P&ID: M-41

MANUFACTU: NAMCO
ASSOC MANF: ATWOOD & MORRILL
ASSOC MANF: N/A

SERIAL NO: N/A
ASSOC S/N: N/A
ASSOC S/N: N/A

SERVICE: MSIV

P.O. NO: FLD PURCHASE

FUNCTION: INDICATE VALVE POSITIONS FOR MSIV HV-41-1F022A.
REQUIRED FOR LOCA AND ALL HELBS.

SUBMERGENCE: N/A

CHEMICAL SPRAY: DEMINERALIZED WATER

PARAMETER	ENVIRONMENT		DOCUMENTATION REFERENCE		QUALIFICATION	OUTSTANDING ITEMS	INTERFACES:
	SPECIFICATION	QUALIFICATION	SPECIFICATION	QUALIFICATION	METHOD		CABLE: EQRR 22
OPERATING TIME	180 DAYS	180 DAYS	78	134,623	TEST & ANAL.		
TEMPERATURE (F)	330	380	85	134	TEST		MAINTENANCE REQUIREMENTS: REF. 134, PGS. 4-3.2, AND 4-4.2.
PRESSURE (PSIA)	58.7	104.7	85	134	TEST		
RELATIVE HUMIDITY (%)	100	100	85	134	TEST		
RADIATION	5.47 E7	2.04 E8	85	134	TEST		REMARKS: *REPLACEMENT LIMIT SWITCH (TO BE INSTALLED BY 6/1/84).
AGING	40 YRS.	40 YRS.	N/A	134	TEST & ANAL.		

DEFICIENCY RESOLUTION:

PREPARED BY: FMV DATE: 03/23/84 REVISION DATE: 03/23/84

FACILITY: LGS UNIT: 1 DOCKET: 50-352 EQRR: 220

REVIEWED BY: WJB DATE: 03/23/84

SYSTEM: NUCLEAR BOILER SYSTEM

ACCY: SPEC: N/A
DEMON: N/A
REF: N/A

LOCATION: PRI CONT/ZONE 5

PLANT ID: ZS-41-122B

RACK/PANEL: N/A

COMPONENT: LIMIT SWITCH
ASSOC COMP: N/A
ASSOC COMP: N/A

MODEL NO.: EA 740-50100
ASSOC M/N: N/A
ASSOC M/N: N/A

ASSOC. DWG: LOC: M-226
P&ID: M-41

MANUFACTU: NAMCO
ASSOC MANF: ATWOOD & MORRILL
ASSOC MANF: N/A

SERIAL NO: N/A
ASSOC S/N: N/A
ASSOC S/N: N/A

SERVICE: MSIV

P.O. NO: FLD PURCHASE

FUNCTION: INDICATE VALVE POSITIONS FOR MSIV HV-41-1F022B.
REQUIRED FOR LOCA AND ALL HELBS.

SUBMERGENCE: N/A

CHEMICAL SPRAY: DEMINERALIZED WATER

PARAMETER	ENVIRONMENT		DOCUMENTATION REFERENCE		QUALIFICATION	OUTSTANDING ITEMS	INTERFACES:
	SPECIFICATION	QUALIFICATION	SPECIFICATION	QUALIFICATION	METHOD		CABLE: EQRR 22
OPERATING TIME	180 DAYS	180 DAYS	78	134,623	TEST & ANAL.		
TEMPERATURE (F)	330	380	85	134	TEST		MAINTENANCE REQUIREMENTS: REF. 134, PGS. 4-3.2, AND 4-4.2.
PRESSURE (PSIA)	58.7	104.7	85	134	TEST		
RELATIVE HUMIDITY (%)	100	100	85	134	TEST		
RADIATION	5.47 E7	2.04 E8	85	134	TEST		REMARKS: *REPLACEMENT LIMIT SWITCH (TO BE INSTALLED BY 6/1/84).
AGING	40 YRS.	40 YRS.	N/A	134	TEST & ANAL.		

DEFICIENCY RESOLUTION:

PREPARED BY: FMV DATE: 03/23/84 REVISION DATE: 03/23/84

FACILITY: LGS UNIT: 1 DOCKET: 50-352 EQRR: 220

REVIEWED BY: WJB DATE: 03/23/84

SYSTEM: NUCLEAR BOILER SYSTEM

PLANT ID: ZS-41-122C

ACCY: SPEC: N/A
DEMON: N/A
REF: N/A

LOCATION: PRI CONT/ZONE 5

RACK/PANEL: N/A

COMPONENT: LIMIT SWITCH
ASSOC COMP: N/A
ASSOC COMP: N/A

MODEL NO.: EA 740-50100
ASSOC M/N: N/A
ASSOC M/N: N/A

ASSOC. DWG: LOC: M-226
P&ID: M-41

MANUFACTU: NAMCO
ASSOC MANF: ATWOOD & MORRILL
ASSOC MANF: N/A

SERIAL NO: N/A
ASSOC S/N: N/A
ASSOC S/N: N/A

SERVICE: MSIV

P.O. NO: FLD PURCHASE

FUNCTION: INDICATE VALVE POSITIONS FOR MSIV HV-41-1F022C. REQUIRED FOR LOCA AND ALL HELBS.

SUBMERGENCE: N/A

CHEMICAL SPRAY: DEMINERALIZED WATER

PARAMETER	ENVIRONMENT		DOCUMENTATION REFERENCE		QUALIFICATION	OUTSTANDING ITEMS
	SPECIFICATION	QUALIFICATION	SPECIFICATION	QUALIFICATION	METHOD	
OPERATING TIME	180 DAYS	180 DAYS	78	134,623	TEST & ANAL.	
TEMPERATURE (F)	330	380	85	134	TEST	
PRESSURE (PSIA)	58.7	104.7	85	134	TEST	
RELATIVE HUMIDITY (%)	100	100	85	134	TEST	
RADIATION	5.47 E7	2.04 E8	85	134	TEST	
AGING	40 YRS.	40 YRS.	N/A	134	TEST & ANAL.	

INTERFACES:
CABLE: EQRR 22

MAINTENANCE REQUIREMENTS:
REF. 134, PGS. 4-3.2.
AND 4-4.2.

REMARKS:
*REPLACEMENT LIMIT SWITCH (TO BE REPLACED BY 6/1/84).

DEFICIENCY RESOLUTION:

PREPARED BY: FMV DATE: 03/23/84 REVISION DATE: 03/23/84

FACILITY: LGS UNIT: 1 DOCKET: 50-352 EQRR: 220

REVIEWED BY: WJB DATE: 03/23/84

SYSTEM: NUCLEAR BOILER SYSTEM

PLANT ID: ZS-41-122D

ACCY: SPEC: N/A
DEMON: N/A
REF: N/A

LOCATION: PRI CONT/ZONE 5

RACK/PANEL: N/A

COMPONENT: LIMIT SWITCH
ASSOC COMP: N/A
ASSOC COMP: N/A

MODEL NO.: EA 740-50100
ASSOC M/N: N/A
ASSOC M/N: N/A

ASSOC. DWG: LOC: M-226
P&ID: M-41

MANUFACTU: NAMCO
ASSOC MANF: ATWOOD & MORRILL
ASSOC MANF: N/A

SERIAL NO: N/A
ASSOC S/N: N/A
ASSOC S/N: N/A

SERVICE: MSIV

P.O. NO: FLD PURCHASE

FUNCTION: INDICATE VALVE POSITIONS FOR MSIV HV-41-1F022D.
REQUIRED FOR LOCA AND ALL HELBS.

SUBMERGENCE: N/A

CHEMICAL SPRAY: DEMINERALIZED WATER

PARAMETER	ENVIRONMENT		DOCUMENTATION REFERENCE		QUALIFICATION	OUTSTANDING ITEMS
	SPECIFICATION	QUALIFICATION	SPECIFICATION	QUALIFICATION	METHOD	
OPERATING TIME	180 DAYS	180 DAYS	78	134,623	TEST & ANAL.	
TEMPERATURE (F)	330	380	85	134	TEST	
PRESSURE (PSIA)	58.7	104.7	85	134	TEST	
RELATIVE HUMIDITY (%)	100	100	85	134	TEST	
RADIATION	5.47 E7	2.04 E8	85	134	TEST	
AGING	40 YRS.	40 YRS.	N/A	134	TEST & ANAL.	

INTERFACES:
CABLE: EQRR 22

MAINTENANCE REQUIREMENTS:
REF. 134, PGS. 4-3.2, AND 4-4.2.

REMARKS:
*REPLACEMENT LIMIT SWITCH (TO BE REPLACED BY 6/1/84).

DEFICIENCY RESOLUTION:

PREPARED BY: FMV DATE: 03/23/84 REVISION DATE: 03/23/84

FACILITY: LGS UNIT: 1 DOCKET: 50-352 EQRR: 220

REVIEWED BY: WJB DATE: 03/23/84

SYSTEM: NUCLEAR BOILER SYSTEM

ACCY: SPEC: N/A
DEMON: N/A
REF: N/A

LOCATION: ROOM 407

PLANT ID: ZS-41-128A

RACK/PANEL: N/A

COMPONENT: LIMIT SWITCH
ASSOC COMP: N/A
ASSOC COMP: N/A

MODEL NO.: EA 740-50100
ASSOC M/N: N/A
ASSOC M/N: N/A

ASSOC. DWG: LOC: M-226
P&ID: M-41

MANUFACTU: NAMCO
ASSOC MANF: ATWOOD & MORRILL
ASSOC MANF: N/A

SERIAL NO: N/A
ASSOC S/N: N/A
ASSOC S/N: N/A

SERVICE: MSIV

P.O. NO: FLD PURCHASE

FUNCTION: INDICATE VALVE POSITIONS FOR MSIV HV-41-1F028A.
REQUIRED FOR LOCA AND ALL HELBS.

SUBMERGENCE: N/A

CHEMICAL SPRAY: N/A

PARAMETER	ENVIRONMENT		DOCUMENTATION REFERENCE		QUALIFICATION	OUTSTANDING ITEMS	INTERFACES:
	SPECIFICATION	QUALIFICATION	SPECIFICATION	QUALIFICATION	METHOD		CABLE: EQRR 22
OPERATING TIME	180 DAYS	180 DAYS	78	134,623	TEST & ANAL.		
TEMPERATURE (F)	311	380	85	134	TEST		MAINTENANCE REQUIREMENTS: REF. 134, PGS. 4-3.2, AND 4-4.2.
PPESSURE (PSIA)	24.6	104.7	85	134	TEST		
RELATIVE HUMIDITY (%)	100	100	85	134	TEST		
RADIATION	5.91 E6	2.04 E8	85	134	TEST		REMARKS: *REPLACEMENT LIMIT SWITCH (TO BE INSTALLED BY 6/1/84).
AGING	40 YRS.	40 YRS.	N/A	34	TEST & ANAL.		

DEFICIENCY RESOLUTION:

PREPARED BY: FMV DATE: 03/23/84 REVISION DATE: 03/23/84

FACILITY: LGS UNIT: 1 DOCKET: 50-352 EQRR: 220

REVIEWED BY: WJB DATE: 03/23/84

SYSTEM: NUCLEAR BOILER SYSTEM

ACCY: SPEC: N/A
DEMON: N/A
REF: N/A

LOCATION: ROOM 407

PLANT ID: ZS-41-128B

RACK/PANEL: N/A

COMPONENT: LIMIT SWITCH
ASSOC COMP: N/A
ASSOC COMP: N/A

MODEL NO.: EA 740-50100
ASSOC M/N: N/A
ASSOC M/N: N/A

ASSOC. DWG: LOC: M-226
P&ID: M-41

MANUFACTU: NAMCO
ASSOC MANF: ATWOOD & MORRILL
ASSOC MANF: N/A

SERIAL NO: N/A
ASSOC S/N: N/A
ASSOC S/N: N/A

SERVICE: MSIV

P.O. NO: FLD PURCHASE

FUNCTION: INDICATE VALVE POSITIONS FOR MSIV HV-41-1F028B.
REQUIRED FOR LOCA AND ALL HELBS.

SUBMERGENCE: N/A

CHEMICAL SPRAY: N/A

PARAMETER	ENVIRONMENT		DOCUMENTATION REFERENCE		QUALIFICATION	OUTSTANDING ITEMS	INTERFACES:
	SPECIFICATION	QUALIFICATION	SPECIFICATION	QUALIFICATION	METHOD		CABLE: EQRR 22
OPERATING TIME	180 DAYS	180 DAYS	78	134,623	TEST & ANAL.		
TEMPERATURE (F)	311	380	85	134	TEST		MAINTENANCE REQUIREMENTS: REF. 134, PGS. 4-3.2, AND 4-4.2.
PRESSURE (PSIA)	24.6	104.7	85	134	TEST		
RELATIVE HUMIDITY (%)	100	100	85	134	TEST		
RADIATION	5.91 E6	2.04 E8	85	134	TEST		REMARKS: *REPLACEMENT LIMIT SWITCH (TO BE INSTALLED BY 6/1/84).
AGING	40 YRS.	40 YRS.	N/A	134	TEST & ANAL.		

DEFICIENCY RESOLUTION:

FACILITY: LGS UNIT: 1 DOCKET: 50-352 EQRR: 220

PREPARED BY: FMV DATE: 03/23/84 REVISION DATE: 03/23/84

REVIEWED BY: WJB DATE: 03/23/84

SYSTEM: NUCLEAR BOILER SYSTEM

PLANT ID: ZS-41-128C

ACCY: SPEC: N/A
DEMON: N/A
REF: N/A

LOCATION: ROOM 407

RACK/PANEL: N/A

COMPONENT: LIMIT SWITCH
ASSOC COMP: N/A
ASSOC COMP: N/A

MODEL NO.: EA 740-50100
ASSOC M/N: N/A
ASSOC M/N: N/A

ASSOC. DWG: LOC: M-226
P&ID: M-41

MANUFACTU: NAMCO
ASSOC MANF: ATWOOD & MORRILL
ASSOC MANF: N/A

SERIAL NO: N/A
ASSOC S/N: N/A
ASSOC S/N: N/A

SERVICE: MSIV

P.O. NO: FLD PURCHASE

FUNCTION: INDICATE VALVE POSITIONS FOR MSIV HV-41-1F028C. REQUIRED FOR LOCA AND ALL HELBS.

SUBMERGENCE: N/A

CHEMICAL SPRAY: N/A

PARAMETER	ENVIRONMENT		DOCUMENTATION REFERENCE		QUALIFICATION	OUTSTANDING ITEMS	INTERFACES: CABLE: EQRR 22
	SPECIFICATION	QUALIFICATION	SPECIFICATION	QUALIFICATION	METHOD		
OPERATING TIME	180 DAYS	180 DAYS	73	134,623	TEST & ANAL.		
TEMPERATURE (F)	311	380	85	134	TEST		MAINTENANCE REQUIREMENTS: REF. 134, PGS. 4-3.2, AND 4-4.2.
PRESSURE (PSIA)	24.6	104.7	85	134	TEST		
RELATIVE HUMIDITY (%)	100	100	85	134	TEST		
RADIATION	5.91 E6	2.04 E8	85	134	TEST		REMARKS: *REPLACEMENT LIMIT SWITCH (TO BE INSTALLED BY 6/1/84).
AGING	40 YRS.	40 YRS.	N/A	134	TEST & ANAL.		

DEFICIENCY RESOLUTION:

PREPARED BY: FMV DATE: 03/23/84 REVISION DATE: 03/23/84

FACILITY: LGS UNIT: 1 DOCKET: 50-352 EQRR: 220

REVIEWED BY: FMV DATE: 03/23/84

SYSTEM: NUCLEAR BOILER SYSTEM

ACCY: SPEC: N/A
DEMON: N/A
REF: N/A

LOCATION: ROOM 407

PLANT ID: ZS-41-128D

RACK/PANEL: N/A

COMPONENT: LIMIT SWITCH
ASSOC COMP: N/A
ASSOC COMP: N/A

MODEL NO.: EA 740-50100
ASSOC M/N: N/A
ASSOC M/N: N/A

ASSOC. DWG: LOC: M-226
P&ID: M-41

MANUFACTU: NAMCO
ASSOC MANF: ATWOOD & MORRILL
ASSOC MANF: N/A

SERIAL NO: N/A
ASSOC S/N: N/A
ASSOC S/N: N/A

SERVICE: MSIV

P.O. NO: FLD PURCHASE

FUNCTION: INDICATE VALVE POSITIONS FOR MSIV HV-41-1F028D.
REQUIRED FOR LOCA AND ALL HELBS.

SUBMERGENCE: N/A

CHEMICAL SPRAY: N/A

PARAMETER	ENVIRONMENT		DOCUMENTATION REFERENCE		QUALIFICATION	OUTSTANDING ITEMS	INTERFACES:
	SPECIFICATION	QUALIFICATION	SPECIFICATION	QUALIFICATION	METHOD		CABLE: EQRR 22
OPERATING TIME	180 DAYS	180 DAYS	78	134,623	TEST & ANAL.		
TEMPERATURE (F)	311	380	85	134	TEST		MAINTENANCE REQUIREMENTS: REF. 134, PGS. 4-3.2, AND 4-4.2.
PRESSURE (PSIA)	24.6	104.7	85	134	TEST		
RELATIVE HUMIDITY (%)	100	100	85	134	TEST		
RADIATION	5.91 E6	2.04 E8	85	134	TEST		REMARKS: *REPLACEMENT LIMIT SWITCH (TO BE INSTALLED BY 6/1/84)
AGING	40 YRS.	40 YRS.	N/A	134	TEST & ANAL.		

DEFICIENCY RESOLUTION:

PREPARED BY: RDC DATE: 05/05/83 REVISION DATE: 05/20/83

FACILITY: LGS UNIT: 1 DOCKET: 50-352 EQRR: 123

REVIEWED BY: FMV DATE: 05/20/83

SYSTEM: NUCLEAR BOILER VESSEL INSTRUMENTATION
ACCY: SPEC: N/A DEMON: N/A REF: N/A
LOCATION: ROOM 306

PLANT ID: HV-42-147A
RACK/PANEL: N/A

COMPONENT: MOTOR OPERATOR
ASSOC COMP: VALVE (X-30B)
ASSOC COMP: N/A
MODEL NO.: SMB-000-2
ASSOC M/N: N/A
ASSOC M/N: N/A
ASSOC. DWG: LOC: M-208 P&ID: M-42

MANUFACTU: LIMITORQUE
ASSOC MANF: ROCKWELL
ASSOC MANF: N/A
SERIAL NO: N/A
ASSOC S/N: N/A
ASSOC S/N: N/A

SERVICE: DRYWELL PRESSURE TRANSMITTER INSTRUMENT LINE. NORMALLY OPEN.

P.O. NO: P-114A

FUNCTION: ISOLATES INSTRUMENT LINE IF A BREAK OCCURS. REQUIRED ONLY FOR INSTRUMENT LINE BREAK. NOT REQUIRED FOR ANY ACTIVE POST-LOCA OR HELB FUNCTION.

SUBMERGENCE: N/A

CHEMICAL SPRAY: N/A

PARAMETER	ENVIRONMENT		DOCUMENTATION REFERENCE		QUALIFICATION	OUTSTANDING ITEMS	INTERFACES:
	SPECIFICATION	QUALIFICATION	SPECIFICATION	QUALIFICATION	METHOD		LUGS: EQRR 171 CABLE: EQRR 21 & 22
OPERATING TIME	1 HR.	30 DAYS	52	55,58	TEST		
TEMPERATURE (F)	120	340	85	55,58	TEST		MAINTENANCE REQUIREMENTS:
PRESSURE (PSIA)	14.7	119.7	85	55,58	TEST		REFERENCE 130, PARA 5.0 AND APPENDIX B
RELATIVE HUMIDITY (%)	90	100	85	55,58	TEST		
RADIATION	9.57 E5	2.04 E8	85	55,58	TEST		REMARKS: SPECIFIED ENVIRONMENTAL PARAMETERS ARE FOR LOCA.
AGING	40 YRS.	40 YRS.	N/A	55,58,614	TEST & ANAL		

DEFICIENCY RESOLUTION:

PREPARED BY: RDC DATE: 05/05/83 REVISION DATE: 05/20/83

FACILITY: LGS UNIT: 1 DOCKET: 50-352 EQRR: 123

REVIEWED BY: FMV DATE: 05/20/83

SYSTEM: NUCLEAR BOILER VESSEL INSTRUMENTATION

ACCY: SPEC: N/A
DEMON: N/A
REF: N/A

LOCATION: ROOM 307

PLANT ID: HV-42-147B

RACK/PANEL: N/A

COMPONENT: MOTOR OPERATOR
ASSOC COMP: VALVE (X-50A)
ASSOC COMP: N/A

MODEL NO.: SMB-000-2
ASSOC M/N: N/A
ASSOC M/N: N/A

ASSOC. DWG: LOC: M-220
P&ID: M-42

MANUFACTU: LIMITORQUE
ASSOC MANF: ROCKWELL
ASSOC MANF: N/A

SERIAL NO: N/A
ASSOC S/N: N/A
ASSOC S/N: N/A

SERVICE: DRYWELL PRESSURE TRANSMITTER INSTRUMENT LINE. NORMALLY OPEN.

P.O. NO: P-114A

FUNCTION: ISOLATES INSTRUMENT LINE IF A BREAK OCCURS. REQUIRED ONLY FOR INSTRUMENT LINE BREAK. NOT REQUIRED FOR ANY ACTIVE POST-LOCA OR HELB FUNCTION.

SUBMERGENCE: N/A

CHEMICAL SPRAY: N/A

PARAMETER	ENVIRONMENT		DOCUMENTATION REFERENCE		QUALIFICATION	OUTSTANDING ITEMS	INTERFACES:
	SPECIFICATION	QUALIFICATION	SPECIFICATION	QUALIFICATION	METHOD		LUGS: EQRR 171 CABLE: EQRR 21 & 22
OPERATING TIME	1 HR.	30 DAYS	52	55,58	TEST		
TEMPERATURE (F)	120	340	85	55,58	TEST		MAINTENANCE REQUIREMENTS:
PRESSURE (PSIA)	14.7	119.7	85	55,58	TEST		REFERENCE 130, PARA 5.0 AND APPENDIX B
RELATIVE HUMIDITY (%)	90	100	85	55,58	TEST		
RADIATION	9.57 E5	2.04 E8	85	55,58	TEST		REMARKS:
AGING	40 YRS.	40 YRS.	N/A	55,58,614	TEST & ANAL		SPECIFIED ENVIRONMENTAL PARAMETERS ARE FOR LOCA.

DEFICIENCY RESOLUTION:

PREPARED BY: RDC DATE: 05/05/83 REVISION DATE: 05/20/83

FACILITY: LGS UNIT: 1 DOCKET: 50-352 EQRR: 123

REVIEWED BY: FMV DATE: 05/20/83

SYSTEM: NUCLEAR BOILER VESSEL INSTRUMENTATION

PLANT ID: HV-42-147C

COMPONENT: MOTOR OPERATOR
ASSOC COMP: VALVE (X-22)
ASSOC COMP: N/A

MANUFACTU: LIMITORQUE
ASSOC MANF: ROCKWELL
ASSOC MANF: N/A

SERVICE: DRYWELL PRESSURE TRANSMITTER INSTRUMENT LINE. NORMALLY OPEN.

FUNCTION: ISOLATES INSTRUMENT LINE IF A BREAK OCCURS. REQUIRED ONLY FOR INSTRUMENT LINE BREAK. NOT REQUIRED FOR ANY ACTIVE POST-LOCA OR HELB FUNCTION.

ACCY: SPEC: N/A
DEMON: N/A
REF: N/A

MODEL NO.: SMB-000-2
ASSOC M/N: N/A
ASSOC M/N: N/A

SERIAL NO: N/A
ASSOC S/N: N/A
ASSOC S/N: N/A

LOCATION: ROOM 309

RACK/PANEL: N/A

ASSOC. DWG: LOC: M-229
P&ID: M-42

P.O. NO: P-114A

SUBMERGENCE: N/A

CHEMICAL SPRAY: N/A

PARAMETER	ENVIRONMENT		DOCUMENTATION REFERENCE		QUALIFICATION	OUTSTANDING ITEMS	INTERFACES:
	SPECIFICATION	QUALIFICATION	SPECIFICATION	QUALIFICATION	METHOD		LUGS: EQRR 171 CABLE: EQRR 21 & 22
OPERATING TIME	1 HR.	30 DAYS	52	55,58	TEST		
TEMPEPATURE (F)	120	340	85	55,58	TEST		MAINTENANCE REQUIREMENTS:
PRESSURE (PSIA)	14.7	119.7	85	55,58	TEST		REFERENCE 130, PARA 5.0 AND APPENDIX B
RELATIVE HUMIDITY (%)	90	100	85	55,58	TEST		
RADIATION	9.57 E5	2.04 E8	85	55,58	TEST		REMARKS: SPECIFIED ENVIRONMENTAL PARAMETERS ARE FOR LOCA.
AGING	40 YRS.	40 YRS.	N/A	55,58,614	TEST & ANAL		

DEFICIENCY RESOLUTION:

PREPARED BY: RDC DATE: 05/05/83 REVISION DATE: 05/20/83

FACILITY: LGS UNIT: 1 DOCKET: 50-352 EQRR: 123

REVIEWED BY: FMV DATE: 05/20/83

SYSTEM: NUCLEAR BOILER VESSEL INSTRUMENTATION

ACCY: SPEC: N/A
DEMON: N/A
REF: N/A

LOCATION: ROOM 307

PLANT ID: HV-42-147D

RACK/PANEL: N/A

COMPONENT: MOTOR OPERATOR
ASSOC COMP: VALVE (X-40E)
ASSOC COMP: N/A

MODEL NO.: SMB-000-2
ASSOC M/N: N/A
ASSOC M/N: N/A

ASSOC. DWG: LOC:M-239
P&ID: M-42

MANUFACTU: LIMITORQUE
ASSOC MANF: ROCKWELL
ASSOC MANF: N/A

SERIAL NO: N/A
ASSOC S/N: N/A
ASSOC S/N: N/A

SERVICE: DRYWELL PRESSURE TRANSMITTER INSTRUMENT LINE. NORMALLY OPEN.

P.O. NO: P-114A

FUNCTION: ISOLATES INSTRUMENT LINE IF A BREAK OCCURS. REQUIRED ONLY FOR INSTRUMENT LINE BREAK. NOT REQUIRED FOR ANY ACTIVE POST-LOCA OR HELB FUNCTION.

SUBMERGENCE: N/A

CHEMICAL SPRAY: N/A

PARAMETER	ENVIRONMENT		DOCUMENTATION REFERENCE		QUALIFICATION	OUTSTANDING ITEMS	INTERFACES:
	SPECIFICATION	QUALIFICATION	SPECIFICATION	QUALIFICATION	METHOD		LUGS: EQRR 171 CABLE: EQRR 21 & 22
OPERATING TIME	1 HR.	30 DAYS	52	55,58	TEST		
TEMPERATURE (F)	120	340	85	55,58	TEST		MAINTENANCE REQUIREMENTS:
PRESSURE (PSIA)	14.7	119.7	85	55,58	TEST		REFERENCE 130, PARA 5.0 AND APPENDIX B
RELATIVE HUMIDITY (%)	90	100	85	55,58	TEST		
RADIATION	9.57 E5	2.04 E6	85	55,58	TEST		REMARKS: SPECIFIED ENVIRONMENTAL PARAMETERS ARE FOR LOCA.
AGING	40 YRS.	40 YRS.	N/A	55,58,614	TEST & ANAL		

DEFICIENCY RESOLUTION:

PREPARED BY: DJT DATE: 01/09/84 REVISION DATE: 01/09/84

FACILITY: LGS UNIT: 1 DOCKET: 50-352 EQRR: P156

REVIEWED BY: WJB DATE: 01/09/84

SYSTEM: NUCLEAR BOILER VESSEL INSTRUMENTATION

ACCY: SPEC: +/- 1.5"
DEMON: +/- 0.42% FS
REF: 800

LOCATION: ROOM 402

PLANT ID: LT-42-1N080A

RACK/PANEL: 10C004

COMPONENT: LEVEL TRANSMITTER
ASSOC COMP: N/A
ASSOC COMP: N/A

MODEL NO.: 1151DP4A22T0175PB
ASSOC M/N: N/A
ASSOC M/N: N/A

ASSOC. DWG: LOC: M-0708
P&ID: M-42
PPD: 163C1561P412203
IPL: B21-N080A
CCP: 22,65

MANUFACTU: ROSEMOUNT
ASSOC MANF: N/A
ASSOC MANF: N/A

SERIAL NO:
ASSOC S/N: N/A
ASSOC S/N: N/A

SERVICE: REACTOR VESSEL WATER LEVEL.

P.O. NO: M-001

FUNCTION: TRANSMITS RPV WATER LEVEL SIGNAL TO LIS-42-1N680A FOR RPS AND NUCLEAR STEAM SUPPLY SHUTOFF SYSTEM INITIATION, LOCA AND ALL LINE BREAKS.

SUBMERGENCE: N/A

CHEMICAL SPRAY: N/A

PARAMETER	ENVIRONMENT		DOCUMENTATION REFERENCE		QUALIFICATION	OUTSTANDING ITEMS	INTERFACES:
	SPECIFICATION	QUALIFICATION	SPECIFICATION	QUALIFICATION	METHOD		
OPERATING TIME	1 HR.	27 HRS.	78	800	TEST		
TEMPERATURE (F)	115	212	85	800	TEST		MAINTENANCE REQUIREMENTS: REF. 800; SECT. 4,
PRESSURE (PSIA)	14.7	14.7	85	800	TEST		
RELATIVE HUMIDITY (%)	90	100	85	800	TEST		
RADIATION	1.35 E5	2.00 E6	85	800	TEST		REMARKS:
AGING	40 YRS.	9 YRS.	N/A	800	ANALYSIS		

DEFICIENCY RESOLUTION:

PREPARED BY: DJT DATE: 01/09/84 REVISION DATE: 01/09/84

FACILITY: LGS UNIT: 1 DOCKET: 50-352 EQRR: P157

REVIEWED BY: WJB DATE: 01/09/84

SYSTEM: NUCLEAR BOILER VESSEL INSTRUMENTATION

ACCY: SPEC: +/- 1.5"
DEMON: +/- 0.42% FS
REF: 800

LOCATION: ROOM 402

PLANT ID: LT-42-1N080B

RACK/PANEL: 10C027

COMPONENT: LEVEL TRANSMITTER
ASSOC COMP: N/A
ASSOC COMP: N/A

MODEL NO.: 1151DP4A22T0175PB
ASSOC M/N: N/A
ASSOC M/N: N/A

ASSOC. DWG: LOC: M-0726
P&ID: M-42
PPD: 163C15[illegible]1P412203
CCP: 22,65
MPL: B21-N080B

MANUFACTU: ROSEMOUNT
ASSOC MANF: N/A
ASSOC MANF: N/A

SERIAL NO: 60428
ASSOC S/N: N/A
ASSOC S/N: N/A

SERVICE: REACTOR VESSEL WATER LEVEL.

P.O. NO: M-001

FUNCTION: TRANSMITS RPV WATER LEVEL SIGNAL TO LIS-42-1N680B FOR RPS AND NUCLEAR STEAM SUPPLY SHUTOFF SYSTEM INITIATION, LOCA AND ALL LINE BREAKS.

SUBMERGENCE: N/A

CHEMICAL SPRAY: N/A

PARAMETER	ENVIRONMENT		DOCUMENTATION REFERENCE		QUALIFICATION	OUTSTANDING ITEMS	INTERFACES:
	SPECIFICATION	QUALIFICATION	SPECIFICATION	QUALIFICATION	METHOD		
OPERATING TIME	1 HR.	27 HRS.	78	800	TEST		
TEMPERATURE (F)	115	212	85	800	TEST		MAINTENANCE REQUIREMENTS: REF. 800; SECT 4,
PRESSURE (PSIA)	14.7	14.7	85	800	TEST		
RELATIVE HUMIDITY (%)	90	100	85	800	TEST		
RADIATION	1.35 E5	2.00 E6	85	800	TEST		REMARKS:
AGING	40 YRS.	9 YRS.	N/A	800	ANALYSIS		

DEFICIENCY RESOLUTION:

FACILITY: LGS UNIT: 1 DOCKET: 50-352 EQRR: P158

PREPARED BY: DJT DATE: 01/09/84 REVISION DATE: 01/09/84

REVIEWED BY: WJB DATE: 01/09/84

SYSTEM: NUCLEAR BOILER VESSEL INSTRUMENTATION

PLANT ID: LT-42-1N080C

COMPONENT: LEVEL TRANSMITTER
ASSOC COMP: N/A
ASSOC COMP: N/A

MANUFACTU: ROSEMOUNT
ASSOC MANF: N/A
ASSOC MANF: N/A

SERVICE: REACTOR VESSEL WATER LEVEL.

FUNCTION: TRANSMIT RPV WATER LEVEL SIGNAL TO LIS-42-1N680C FOR RPS AND NUCLEAR STEAM SUPPLY SHUTOFF SYSTEM INITIATION, LOCA AND ALL LINE BREAKS.

ACCY: SPEC: +/- 1.5"
DEMON: +/- 0.42% FS
REF: 800

MODEL NO.: 1151DP4A22T0175PB
ASSOC M/N: N/A
ASSOC M/N: N/A

SERIAL NO: 60427
ASSOC S/N: N/A
ASSOC S/N: N/A

LOCATION: ROOM 402

RACK/PANEL: 10C005

ASSOC. DWG: LOC: M-0720
P&ID: M-42
PFD: 163C1561P412203
CCP: 22,65
MPL: B21-N080C

P.O. NO: M-001

SUBMERGENCE: N/A

CHEMICAL SPRAY: N/A

PARAMETER	ENVIRONMENT		DOCUMENTATION REFERENCE		QUALIFICATION	OUTSTANDING ITEMS	INTERFACES:
	SPECIFICATION	QUALIFICATION	SPECIFICATION	QUALIFICATION	METHOD		
OPERATING TIME	1 HR.	27 HRS.	78	800	TEST		
TEMPERATURE (F)	115	212	85	800	TEST		MAINTENANCE REQUIREMENTS: REF. 800; SECT. 4.
PRESSURE (PSIA)	14.7	14.7	85	800	TEST		
RELATIVE HUMIDITY (%)	90	100	85	800	TEST		
RADIATION	1.35 E5	2.00 E6	85	800	TEST		REMARKS:
AGING	40 YRS.	9 YRS.	N/A	800	ANALYSIS		

DEFICIENCY RESOLUTION:

PREPARED BY: DJT DATE: 01/09/84 REVISION DATE: 01/09/84

FACILITY: LGS UNIT: 1 DOCKET: 50-352 EQRR: P159

REVIEWED BY: WJB DATE: 01/09/84

SYSTEM: NUCLEAR BOILER VESSEL INSTRUMENTATION

ACCY: SPEC: +/- 1.5"
DEMON: +/- 0.42% FS
REF: 800

LOCATION: ROOM 402

PLANT ID: LT-42-1N080D

RACK/PANEL: 10C026

COMPONENT: LEVEL TRANSMITTER
ASSOC COMP: N/A
ASSOC COMP: N/A

MODEL NO.: 1151IP4A22T0175PB
ASSOC M/N: N/A
ASSOC M/N: N/A

ASSOC. DWG: LOC: M-0726
P&ID: M-42
PPD: 163C1561P412203
CCP: 22,65
MPL: B21-N080D

MANUFACTU: ROSEMOUNT
ASSOC MANF: N/A
ASSOC MANF: N/A

SERIAL NO: 60423
ASSOC S/N: N/A
ASSOC S/N: N/A

SERVICE: REACTER VESSEL WATER LEVEL.

P.O. NO: M-001

FUNCTION: TRANSMITS RPV WATER LEVEL SIGNAL TO LIS-42-1N680D FOR RFS AND NUCLEAR STEAM SUPPLY SHUTOFF SYSTEM INITIATION, LOCA AND ALL LINE BREAKS.

SUBMERGENCE: N/A

CHEMICAL SPRAY: N/A

PARAMETER	ENVIRONMENT		DOCUMENTATION REFERENCE		QUALIFICATION	OUTSTANDING ITEMS	INTERFACES:
	SPECIFICATION	QUALIFICATION	SPECIFICATION	QUALIFICATION	METHOD		
OPERATING TIME	1 HR.	27 HRS.	78	800	TEST		
TEMPERATURE (F)	115	212	85	800	TEST		MAINTENANCE REQUIREMENTS: REF. 800; SECT. 4.
PRESSURE (PSIA)	14.7	14.7	85	800	TEST		
RELATIVE HUMIDITY (%)	90	100	85	800	TEST		
RADIATION	1.35 E5	2.00 E6	85	800	TEST		REMARKS:
AGING	40 YRS.	9 YRS.	N/A	800	ANALYSIS		

DEFICIENCY RESOLUTION:

PREPARED BY: DJT DATE: 01/09/84 REVISION DATE: 01/09/84

FACILITY: LGS UNIT: 1 DOCKET: 50-352 EQRR: P160

REVIEWED BY: WJB DATE: 01/09/84

SYSTEM: NUCLEAR BOILER VESSEL INSTRUMENTATION

ACCY: SPEC: +/- 6"
DEMON: +/- 0.42% FS
REF: 800

LOCATION: ROOM 402

PLANT ID: LT-42-1N081A

RACK/PANEL: 10-C004

COMPONENT: LEVEL TRANSMITTER
ASSOC COMP: N/A
ASSOC COMP: N/A

MODEL NO.: 1151DP5A22T0003PB
ASSOC M/N: N/A
ASSOC M/N: N/A

ASSOC. DWG: LOC: M-0708
P&ID: M-42
PFD: 163C1561P512203
CCP: 22,66
MPL: B21-N081A

MANUFACTU: ROSEMOUNT
ASSOC MANF: N/A
ASSOC MANF: N/A

SERIAL NO: 64264
ASSOC S/N: N/A
ASSOC S/N: N/A

SERVICE: REACTOR VESSEL WATER LEVEL.

P.O. NO: M-001

FUNCTION: TRANSMITS RPV WATER LEVEL SIGNAL TO LIS-42-1N681A FOR RPS AND NUCLEAR STEAM SUPPLY SHUTOFF SYSTEM INITIATION, LOCA AND ALL LINE BREAKS.

SUBMERGENCE: N/A

CHEMICAL SPRAY: N/A

PARAMETER	ENVIRONMENT		DOCUMENTATION REFERENCE		QUALIFICATION	OUTSTANDING ITEMS	INTERFACES:
	SPECIFICATION	QUALIFICATION	SPECIFICATION	QUALIFICATION	METHOD		
OPERATING TIME	1 HR.	27 HRS.	78	800	TEST		
TEMPERATURE (F)	115	212	85	800	TEST		MAINTENANCE REQUIREMENTS: REF. 800; SECT. 4.
PRESSURE (PSIA)	14.7	14.7	85	800	TEST		
RELATIVE HUMIDITY (%)	90	100	85	800	TEST		
RADIATION	1.35 E5	2.00 E6	85	800	TEST		REMARKS:
AGING	40 YRS.	9 YRS.	N/A	800	ANALYSIS		

DEFICIENCY RESOLUTION:

PREPARED BY: DJT DATE: 01/09/84 REVISION DATE: 01/09/84

FACILITY: LGS UNIT: 1 DOCKET: 50-352 EQRR: P161

REVIEWED BY: WJB DATE: 01/09/84

SYSTEM: NUCLEAR BOILER VESSEL INSTRUMENTATION

ACCY: SPEC: +/- 6"
DEMON: +/- 0.42% FS
REF: 800

LOCATION: ROOM 402

PLANT ID: LT-42-1N081B

RACK/PANEL: 10C027

COMPONENT: LEVEL TRANSMITTER
ASSOC COMP: N/A
ASSOC COMP: N/A

MODEL NO.: 1151DP5A22T0175FB
ASSOC M/N: N/A
ASSOC M/N: N/A

ASSOC. DWG: LCC: M-0726
P&ID: M-42
PFD: 163C1561P512203
CCP: 22,65
MPL: B21-N081B

MANUFACTU: ROSEMOUNT
ASSOC MANF: N/A
ASSOC MANF: N/A

SERIAL NO: 60451
ASSOC S/N: N/A
ASSOC S/N: N/A

SERVICE: REACTOR VESSEL WATER LEVEL.

P.O. NO: M-001

FUNCTION: TRANSMITS RPV WATER LEVEL SIGNAL TO LIS-42-1N681B FOR RPS AND NUCLEAR STEAM SUPPLY SHUTOFF SYSTEM INITIATION, LOCA AND ALL LINE BREAKS.

SUBMERGENCE: N/A

CHEMICAL SPRAY: N/A

PARAMETER	ENVIRONMENT		DOCUMENTATION REFERENCE		QUALIFICATION	OUTSTANDING ITEMS	INTERFACES:
	SPECIFICATION	QUALIFICATION	SPECIFICATION	QUALIFICATION	METHOD		
OPERATING TIME	1 HR.	27 HRS.	78	800	TEST		
TEMPERATURE (F)	115	212	85	800	TEST		MAINTENANCE REQUIREMENTS: REF. 800; SECT. 4.
PRESSURE (PSIA)	14.7	14.7	85	800	TEST		
RELATIVE HUMIDITY (%)	90	100	85	800	TEST		
RADIATION	1.35 E5	2.00 E6	85	800	TEST		REMARKS:
AGING	40 YRS.	9 YRS.	N/A	800	ANALYSIS		

DEFICIENCY RESOLUTION:

PREPARED BY: DJT DATE: 01/09/84 REVISION DATE: 01/09/84

FACILITY: LGS UNIT: 1 DOCKET: 50-352 EQRR: P162

REVIEWED BY: WJB DATE: 01/09/84

SYSTEM: NUCLEAR BOILER VESSEL INSTRUMENTATION

ACCY: SPEC: +/- 6"
DEMON: +/- 0.42% FS
REF: 800

LOCATION: ROOM 402

PLANT ID: LT-42-1N081C

RACK/PANEL: 10C005

COMPONENT: LEVEL TRANSMITTER
ASSOC COMP: N/A
ASSOC COMP: N/A

MODEL NO.: 1151DP5A22T0175PB
ASSOC M/N: N/A
ASSOC M/N: N/A

ASSOC. DWG: LOC: M-0720
P&ID: M-42
PFD: 163C1561P512203
CCP: 22,65
MPL: B21-N081C

MANUFACTU: ROSEMOUNT
ASSOC MANF: N/A
ASSOC MANF: N/A

SERIAL NO: 60440
ASSOC S/N: N/A
ASSOC S/N: N/A

SERVICE: REACTOR VESSEL WATER LEVEL.

P.O. NO: M-001

FUNCTION: TRANSMITS RPV WATER LEVEL SIGNAL TO LIS-42-1N681C AND LS-42-1N684C FOR NUCLEAR STEAM SUPPLY SHUTOFF SYSTEM INITIATION LOCA AND ALL LINE BREAKS.

SUBMERGENCE: N/A

CHEMICAL SPRAY: N/A

PARAMETER	ENVIRONMENT		DOCUMENTATION REFERENCE		QUALIFICATION	OUTSTANDING ITEMS	INTERFACES:
	SPECIFICATION	QUALIFICATION	SPECIFICATION	QUALIFICATION	METHOD		
OPERATING TIME	1 HR.	27 HRS.	78	800	TEST		
TEMPERATURE (F)	115	212	85	800	TEST		MAINTENANCE REQUIREMENTS: REF. 800; SECT. 4,
PRESSURE (PSIA)	14.7	14.7	85	800	TEST		
RELATIVE HUMIDITY (%)	90	100	85	800	TEST		
RADIATION	1.35 E5	2.00 E6	85	800	TEST		REMARKS:
AGING	40 YRS.	9 YRS.	N/A	800	ANALYSIS		

DEFICIENCY RESOLUTION:

PREPARED BY: DJT DATE: 01/09/84 REVISION DATE: 01/09/84

FACILITY: LGS UNIT: 1 DOCKET: 50-352 EQRR: P163

REVIEWED BY: WJB DATE: 01/09/84

SYSTEM: NUCLEAR BOILER VESSEL INSTRUMENTATION

ACCY: SPEC: +/- 6"
DEMON: +/- 0.42% FS
REF: 800

LOCATION: ROOM 402

PLANT ID: LT-42-1N081D

RACK/PANEL: 10C026

COMPONENT: LEVEL TRANSMITTER
ASSOC COMP: N/A
ASSOC COMP: N/A

MODEL NO.: 1151DP5A22T0175PB
ASSOC M/N: N/A
ASSOC M/N: N/A

ASSOC. DWG: LOC: M-0726
P&ID: M-42
PFD: 163C1561P512203

MANUFACTU: ROSEMOUNT
ASSOC MANF: N/A
ASSOC MANF: N/A

SERIAL NO: 67454
ASSOC S/N: N/A
ASSOC S/N: N/A

CCP: 22,65
MPL: B21-N081D

SERVICE: REACTOR VESSEL WATER LEVEL.

P.O. NO: M-001

FUNCTION: TRANSMITS RPV WATER LEVEL SIGNAL TO LIS-42-1N681D FOR NUCLEAR STEAM SUPPLY SHUTOFF SYSTEM INITIATION AND TO LS-42-1N684D. LOCA AND ALL LINE BREAKS.

SUBMERGENCE: N/A

CHEMICAL SPRAY: N/A

PARAMETER	ENVIRONMENT		DOCUMENTATION REFERENCE		QUALIFICATION	OUTSTANDING ITEMS	INTERFACES:
	SPECIFICATION	QUALIFICATION	SPECIFICATION	QUALIFICATION	METHOD		
OPERATING TIME	1 HR.	27 HRS.	78	800	TEST		
TEMPERATURE (F)	115	212	85	800	TEST		MAINTENANCE REQUIREMENTS: REF. 800; SECT. 4.
PRESSURE (PSIA)	14.7	4 HRS.	85	800	TEST		
RELATIVE HUMIDITY (%)	90	100	85	800	TEST		
RADIATION	1.35 E5	2.00 E6	85	800	TEST		REMARKS:
AGING	40 YRS.	9 YRS.	N/A	800	ANALYSIS		

DEFICIENCY RESOLUTION:

PREPARED BY: FMV DATE: 03/08/84 REVISION DATE: 03/08/84

FACILITY: LGS UNIT: 1 DOCKET: 50-352 EQRR: 1

REVIEWED BY: WJB DATE: 03/08/84

SYSTEM: NUCLEAR BOILER VESSEL INSTRUMENTATION

ACCY: SPEC: +-0.5% OF SPAN
DEMON: +-0.11% OF SPAN
REF: 114;REP10826,SEC8.1,TBL3

LOCATION: ROOM 304

PLANT ID: LT-42-1N085A

RACK/PANEL: 10C009
N/A

COMPONENT: LEVEL TRANSMITTER

MODEL NO.: 1153 SERIES B

ASSOC COMP: N/A

ASSOC M/N: N/A

ASSOC. DWG: 8031-M-719
P&ID: M-42

ASSOC COMP: N/A

ASSOC M/N: N/A

MANUFACTU: ROSEMOUNT

SERIAL NO: N/A

ASSOC MANF: N/A

ASSOC S/N: N/A

ASSOC MANF: N/A

ASSOC S/N: N/A

SERVICE: REACTOR LEVEL INDICATION

P.O. NO: 8031-M-206

FUNCTION: TRANSMITS SIGNAL TO THE LEVEL RECORDER.
1R-615 FOR REACTOR LEVEL "0" INDICATION.

SUBMERGENCE: N/A

CHEMICAL SPRAY: N/A
N/A

PARAMETER	ENVIRONMENT		DOCUMENTATION REFERENCE		QUALIFICATION	OUTSTANDING ITEMS	INTERFACES:
	SPECIFICATION	QUALIFICATION	SPECIFICATION	QUALIFICATION	METHOD		CABLE: EQRR 22
OPERATING TIME	180 DAYS	180 DAYS	78	114	TEST & ANAL.		
TEMPERATURE (F)	120	318	85	114	TEST		MAINTENANCE REQUIREMENTS: REFERENCE 540,114
PRESSURE (PSIA)	14.7	87.7	85	114	TEST		
RELATIVE HUMIDITY (Z)	90	100	85	114	TEST		
RADIATION	4.15 E6	2.44 E7	85	114	TEST		REMARKS:
AGING	40 YRS.	20 YRS.	N/A	114	TEST & ANAL.		

DEFICIENCY RESOLUTION:

PREPARED BY: FMV DATE: 03/08/84 REVISION DATE: 03/08/84

FACILITY: LGS UNIT: 1 DOCKET: 50-352 EQRR: 1

REVIEWED BY: WJB DATE: 03/08/84

SYSTEM: NUCLEAR BOILER VESSEL INSTRUMENTATION

ACCY: SPEC: +-0.5% OF SPAN
DEMON: +-0.11% OF SPAN
REF: 114;REP10826,SEC8.1,TBL3

LOCATION: ROOM 304

PLANT ID: LT-42-1N085B

RACK/PANEL: 10C010
N/A

COMPONENT: LEVEL TRANSMITTER
ASSOC COMP: N/A
ASSOC COMP: N/A

MODEL NO.: 1153 SERIES B
ASSOC M/N: N/A
ASSOC M/N: N/A

ASSOC. DWG: 8031-M-725
P&ID: M-42

MANUFACTU: ROSEMOUNT
ASSOC MANF: N/A
ASSOC MANF: N/A

SERIAL NO: N/A
ASSOC S/N: N/A
ASSOC S/N: N/A

SERVICE: REACTOR LEVEL INDICATION

P.O. NO: 8031-M-206

FUNCTION: TRANSMITS SIGNAL TO THE COMPUTER POINT E-1419 AND TO THE LEVEL RECORDER. 1R-610 FOR REACTOR LEVEL "0" INDICATION.

SUBMERGENCE: N/A

CHEMICAL SPRAY: N/A
N/A

PARAMETER	ENVIRONMENT		DOCUMENTATION REFERENCE		QUALIFICATION	OUTSTANDING ITEMS	INTERFACES: CABLE: EQRR 22
	SPECIFICATION	QUALIFICATION	SPECIFICATION	QUALIFICATION	METHOD		
OPERATING TIME	180 DAYS	180 DAYS	78	114	TEST & ANAL.		
TEMPERATURE (F)	120	318	85	114	TEST		MAINTENANCE REQUIREMENTS: REFERENCE 540,114
PRESSURE (PSIA)	14.7	87.7	85	114	TEST		
RELATIVE HUMIDITY (%)	90	100	85	114	TEST		
RADIATION	4.15 E6	2.44 E7	85	114	TEST		REMARKS:
AGING	40 YRS.	20 YRS.	N/A	114	TEST & ANAL.		

DEFICIENCY RESOLUTION:

PREPARED BY: DJT DATE: 01/09/84 REVISION DATE: 01/09/84

FACILITY: LGS UNIT: 1 DOCKET: 50-352 EQRR: P164

REVIEWED BY: WJB DATE: 01/09/84

SYSTEM: NUCLEAR BOILER VESSEL INSTRUMENTATION

ACCY: SPEC: +/- 6"
DEMON: +/- 0.42% FS
REF: 800

LOCATION: ROOM 402

PLANT ID: LT-42-1N091A

RACK/PANEL: 10C004

COMPONENT: LEVEL TRANSMITTER
ASSOC COMP: N/A
ASSOC COMP: N/A

MODEL NO.: 1151P5A22T003PB
ASSOC M/N: N/A
ASSOC M/N: N/A

ASSOC. DWG: LOC: M-0708
P&ID: M-42
PFD: 163C1561P512203
CCP: 22,68
MPL: B21-N091A

MANUFACTU: ROSEMOUNT
ASSOC MANF: N/A
ASSOC MANF: N/A

SERIAL NO: 64263
ASSOC S/N: N/A
ASSOC S/N: N/A

SERVICE: REACTOR VESSEL WATER LEVEL.

P.O. NO: M-001

FUNCTION: TRANSMITS RPV WATER LEVEL SIGNAL TO LIS-42-1N691A FOR CORE SPRAY (A), RHR (A), AND ADS (A) INITIATION; TO LS-42-1N692A FOR RCIC INITIATION; AND LS-42-1N693A FOR RCIC INITIATION. LOCA AND ALL LINE BREAKS.

SUBMERGENCE: N/A

CHEMICAL SPRAY: N/A

PARAMETER	ENVIRONMENT		DOCUMENTATION REFERENCE		QUALIFICATION	OUTSTANDING ITEMS	INTERFACES:
	SPECIFICATION	QUALIFICATION	SPECIFICATION	QUALIFICATION	METHOD		
OPERATING TIME	1 HR.	27 HRS.	78	800	TEST		
TEMPERATURE (F)	115	212	85	800	TEST		MAINTENANCE REQUIREMENTS: REF. 800; SECT. 4.
PRESSURE (PSIA)	14.7	14.7	85	800	TEST		
RELATIVE HUMIDITY (%)	90	100	85	800	TEST		
RADIATION	1.35 E5	2.00 E6	85	800	TEST		REMARKS:
AGING	40 YRS.	9 YRS.	N/A	800	ANALYSIS		

DEFICIENCY RESOLUTION:

PREPARED BY: DJT DATE: 01/09/84 REVISION DATE: 01/09/84

FACILITY: LGS UNIT: 1 DOCKET: 50-352 EQRR: P165

REVIEWED BY: WJB DATE: 01/09/84

SYSTEM: NUCLEAR BOILER VESSEL INSTRUMENTATION

ACCY: SPEC: +/- 6"
DEMON: +/- 0.42% FS
REF: 800

LOCATION: ROOM 402

PLANT ID: LT-42-1N091B

RACK/PANEL: 10C027

COMPONENT: LEVEL TRANSMITTER
ASSOC COMP: N/A
ASSOC COMP: N/A

MODEL NO.: 1151DP5A22T0175PB
ASSOC M/N: N/A
ASSOC M/N: N/A

ASSOC. DWG: LOC: M-0726
P&ID: M-42
PPD: 163C1561P512203

MANUFACTU: ROSEMOUNT
ASSOC MANF: N/A
ASSOC MANF: N/A

SERIAL NO: 60439
ASSOC S/N: N/A
ASSOC S/N: N/A

CCP: 22,68
MPL: B21-N091B

SERVICE: REACTOR VESSEL WATER LEVEL.

P.O. NO: M-001

FUNCTION: TRANSMITS RPV WATER LEVEL SIGNAL TO LIS-42-1N691B FOR CORE SPRAY (B), AND RHR (B) INITIATION; TO LS-42-1N692B FOR HPCI INITIATION; AND TO AND LS-42-1N693B FOR RCIC INITIATION. LOCA AND ALL LINE BREAKS.

SUBMERGENCE: N/A

CHEMICAL SPRAY: N/A

PARAMETER	ENVIRONMENT		DOCUMENTATION REFERENCE		QUALIFICATION	OUTSTANDING ITEMS	INTERFACES:
	SPECIFICATION	QUALIFICATION	SPECIFICATION	QUALIFICATION	METHOD		
OPERATING TIME	1 HR.	27 HRS.	78	800	TEST		
TEMPERATURE (F)	115	212	85	800	TEST		MAINTENANCE REQUIREMENTS: REF. 800; SECT. 4.
PRESSURE (PSIA)	14.7	14.7	85	800	TEST		
RELATIVE HUMIDITY (%)	90	100	85	800	TEST		
RADIATION	1.35 E5	2.00 E6	85	800	TEST		REMARKS:
AGING	40 YRS.	9 YRS.	N/A	800	ANALYSIS		

DEFICIENCY RESOLUTION:

PREPARED BY: DJT DATE: 01/09/84 REVISION DATE: 01/09/84

FACILITY: LGS UNIT: 1 DOCKET: 50-352 EQRR: P166

REVIEWED BY: WJB DATE: 01/09/84

SYSTEM: NUCLEAR BOILER VESSEL INSTRUMENTATION

ACCY: SPEC: +/- 6"
DEMON: +/- 0.42% FS
REF: 800

LOCATION: ROOM 402

PLANT ID: LT-42-1N091C

RACK/PANEL: 10C005

COMPONENT: LEVEL TRANSMITTER
ASSOC COMP: N/A
ASSOC COMP: N/A

MODEL NO.: 1151DP5A22T0175PB
ASSOC M/N: N/A
ASSOC M/N: N/A

ASSOC. DWG: LOC: M-0720
P&ID: M-42
PPD: 163C1561P512203

MANUFACTU: ROSEMOUNT
ASSOC MANF: N/A
ASSOC MANF: N/A

SERIAL NO: 60450
ASSOC S/N: N/A
ASSOC S/N: N/A

CCP: 22,68
MPL: B21-N091C

SERVICE: REACTOR VESSEL WATER LEVEL.

P.O. NO: M-001

FUNCTION: TRANSMITS RPV WATER LEVEL SIGNAL TO LIS-42-1N691C FOR CORE SPRAY (C), RHR (C), AND ADS (C) INITIATION. LOCA AND ALL LINE BREAKS.

SUBMERGENCE: N/A

CHEMICAL SPRAY: N/A

PARAMETER	ENVIRONMENT		DOCUMENTATION REFERENCE		QUALIFICATION	OUTSTANDING ITEMS	INTERFACES:
	SPECIFICATION	QUALIFICATION	SPECIFICATION	QUALIFICATION	METHOD		
OPERATING TIME	1 HR.	27 HRS.	78	800	TEST		
TEMPERATURE (F)	115	212	85	800	TEST		MAINTENANCE REQUIREMENTS: REF. 800; SECT. 4.
PRESSURE (PSIA)	14.7	14.7	85	800	TEST		
RELATIVE HUMIDITY (%)	90	100	85	800	TEST		
RADIATION	1.35 E5	2.00 E6	85	800	TEST		REMARKS:
AGING	40 YRS.	9 YRS.	N/A	800	ANALYSIS		

DEFICIENCY RESOLUTION:

PREPARED BY: DJT DATE: 01/09/84 REVISION DATE: 01/09/84

FACILITY: LGS UNIT: 1 DOCKET: 50-352 EQRR: P167

REVIEWED BY: WJB DATE: 01/09/84

SYSTEM: NUCLEAR BOILER VESSEL INSTRUMENTATION

ACCY: SPEC: +/- 6"
DEMON: +/- 0.42% FS
REF: 800

LOCATION: ROOM 402

PLANT ID: LT-42-1N691D

RACK/PANEL: 10C026

COMPONENT: LEVEL TRANSMITTER
ASSOC COMP: N/A
ASSOC COMP: N/A

MODEL NO.: 1151DP5A22T0175PB
ASSOC M/N: N/A
ASSOC M/N: N/A

ASSOC. DWG: LOC: M-0726
P&ID: M-42
FFD: 163C156IP512203
CCP: 22,68
MPL: B21-N091D

MANUFACTU: ROSEMOUNT
ASSOC MANF: N/A
ASSOC MANF: N/A

SERIAL NO: 60453
ASSOC S/N: N/A
ASSOC S/N: N/A

SERVICE: REACTOR VESSEL WATER LEVEL.

P.O. NO: M-001

FUNCTION: TRANSMITS RPV WATER LEVEL SIGNAL TO LIS-42-1N691D FOR CORE SPRAY (D), RHR (D), INITIATION. LOCA AND ALL LINE BREAKS. INITIATION.

SUBMERGENCE: N/A

CHEMICAL SPRAY: N/A

PARAMETER	ENVIRONMENT		DOCUMENTATION REFERENCE		QUALIFICATION	OUTSTANDING ITEMS	INTERFACES:
	SPECIFICATION	QUALIFICATION	SPECIFICATION	QUALIFICATION	METHOD		
OPERATING TIME	1 HR.	27 HRS.	78	800	TEST		
TEMPERATURE (F)	115	212	85	800	TEST		MAINTENANCE REQUIREMENTS: REF. 800; SECT. 4.
PRESSURE (PSIA)	14.7	14.7	85	800	TEST		
RELATIVE HUMIDITY (%)	90	100	85	800	TEST		
RADIATION	1.35 E5	2.00 E6	85	800	TEST		REMARKS:
AGING	40 YRS.	9 YRS.	N/A	800	ANALYSIS		

DEFICIENCY RESOLUTION:

FACILITY: LGS UNIT: 1 DOCKET: 50-352 EQRR: P168

PREPARED BY: DJT DATE: 01/09/84 REVISION DATE: 01/09/84

REVIEWED BY: WJB DATE: 01/09/84

SYSTEM: NUCLEAR BOILER VESSEL INSTRUMENTATION

PLANT ID: LT-42-1N091E

COMPONENT: LEVEL TRANSMITTER
ASSOC COMP: N/A
ASSOC COMP: N/A

MANUFACTU: ROSEMOUNT
ASSOC MANF: N/A
ASSOC MANF: N/A

SERVICE: REACTOR VESSEL WATER LEVEL.

FUNCTION: TRANSMITS RPV LEVEL SIGNAL TO LIS-42-1N691A FOR INITIATION. LOCA AND ALL LINE BREAKS. INITIATION.

ACCY: SPEC: +/- 6"
DEMON: +/- 0.42% FS
REF: 800

MODEL NO.: 1151P5A22T003PB
ASSOC M/N: N/A
ASSOC M/N: N/A

SERIAL NO: 64690
ASSOC S/N: N/A
ASSOC S/N: N/A

LOCATION: ROOM 402

RACK/PANEL: 10C004

ASSOC. DWG: LOC: M-0708
P&ID: M-42
PPD: 163C1561P512203
CCP: 22,69
MPL: B21-N091E

P.O. NO: M-001

SUBMERGENCE: N/A

CHEMICAL SPRAY: N/A

PARAMETER	ENVIRONMENT		DOCUMENTATION REFERENCE		QUALIFICATION	OUTSTANDING ITEMS	INTERFACES:
	SPECIFICATION	QUALIFICATION	SPECIFICATION	QUALIFICATION	METHOD		
OPERATING TIME	1 HR.	27 HRS.	78	800	TEST		
TEMPERATURE (F)	115	212	85	800	TEST		MAINTENANCE REQUIREMENTS: REF. 800; SECT. 4.
PRESSURE (PSIA)	14.7	14.7	85	800	TEST		
RELATIVE HUMIDITY (%)	90	100	85	800	TEST		
RADIATION	1.35 E5	2.00 E6	85	800	TEST		REMARKS:
AGING	40 YRS.	9 YRS.	N/A	800	ANALYSIS		

DEFICIENCY RESOLUTION:

PREPARED BY: DJT DATE: 01/09/84 REVISION DATE: 01/09/84

FACILITY: LGS UNIT: 1 DOCKET: 50-352 EQRR: P169

REVIEWED BY: WJB DATE: 01/09/84

SYSTEM: NUCLEAR BOILER VESSEL INSTRUMENTATION

ACCY: SPEC: +/- 6"
DEMON: +/- 0.42% FS
REF: 800

LOCATION: ROOM 402

PLANT ID: LT-42-1N091F

RACK/PANEL: 10C027

COMPONENT: LEVEL TRANSMITTER
ASSOC COMP: N/A
ASSOC COMP: N/A

MODEL NO.: 1151DP5A22T003PB
ASSOC M/N: N/A
ASSOC M/N: N/A

ASSOC. DWG: LOC: M-0726
P&ID: M-42
PPD: 163C1561P512203
CCP: 22,69
MPL: B21-N091F

MANUFACTU: ROSEMOUNT
ASSOC MANF: N/A
ASSOC MANF: N/A

SERIAL NO: 64690
ASSOC S/N: N/A
ASSOC S/N: N/A

SERVICE: REACTOR VESSEL WATER LEVEL.

P.O. NO: M-001

FUNCTION: TRANSMITS RPV WATER LEVEL SIGNAL TO LIS-42-1N691F FOR CORE SPRAY (B), LS-42-1N693F FOR HPCI INITIATION. LOCA AND ALL LINE BREAKS.

SUBMERGENCE: N/A

CHEMICAL SPRAY: N/A

PARAMETER	ENVIRONMENT		DOCUMENTATION REFERENCE		QUALIFICATION	OUTSTANDING ITEMS	INTERFACES:
	SPECIFICATION	QUALIFICATION	SPECIFICATION	QUALIFICATION	METHOD		
OPERATING TIME	1 HR.	27 HRS.	78	800	TEST		
TEMPERATURE (F)	115	212	85	800	TEST		MAINTENANCE REQUIREMENTS: REF. 800; SECT. 4.
PRESSURE (PSIA)	14.7	14.7	85	800	TEST		
RELATIVE HUMIDITY (%)	90	100	85	800	TEST		
RADIATION	1.35 E5	2.00 E6	35	800	TEST		REMARKS:
AGING	40 YRS.	9 YRS.	N/A	800	ANALYSIS		

DEFICIENCY RESOLUTION:

PREPARED BY: DJT DATE: 01/09/84 REVISION DATE: 01/09/84

FACILITY: LGS UNIT: 1 DOCKET: 50-352 EQRR: P170

REVIEWED BY: WJB DATE: 01/09/84

SYSTEM: NUCLEAR BOILER VESSEL INSTRUMENTATION

ACCY: SPEC: +/- 6"
DEMON: +/- 0.42% FS
REF: 800

LOCATION: ROOM 402

PLANT ID: LT-42-1N091G

RACK/PANEL: 10C005

COMPONENT: LEVEL TRANSMITTER
ASSOC COMP: N/A
ASSOC COMP: N/A

MODEL NO.: 1151DP5A22T0175PB
ASSOC M/N: N/A
ASSOC M/N: N/A

ASSOC. DWG: LOC: M-0720
P&ID: M-42
PFD: 163C1561P512203
CCP: 22,69
MPL: B21-N091G

MANUFACTU: ROSEMOUNT
ASSOC MANF: N/A
ASSOC MANF: N/A

SERIAL NO: 60452
ASSOC S/N: N/A
ASSOC S/N: N/A

SERVICE: REACTOR VESSEL WATER LEVEL.

P.O. NO: M-001

FUNCTION: TRANSMITS RPV WATER LEVEL SIGNAL TO LIS-42-1N691G FOR CORE SPRAY(C), RHR (C), AND ADS (C) INITIATION. LOCA AND ALL LINE BREAKS.

SUBMERGENCE: N/A

CHEMICAL SPRAY: N/A

PARAMETER	ENVIRONMENT		DOCUMENTATION REFERENCE		QUALIFICATION	OUTSTANDING ITEMS	INTERFACES:
	SPECIFICATION	QUALIFICATION	SPECIFICATION	QUALIFICATION	METHOD		
OPERATING TIME	1 HR.	27 HRS.	78	800	TEST		
TEMPERATURE (F)	115	212	85	800	TEST		MAINTENANCE REQUIREMENTS: REF. 800; SECT. 4.
PRESSURE (PSIA)	14.7	14.7	85	800	TEST		
RELATIVE HUMIDITY (%)	90	100	85	800	TEST		
RADIATION	1.35 E5	2.00 E6	85	800	TEST		REMARKS:
AGING	40 YRS.	9 YRS.	N/A	800	ANALYSIS		

DEFICIENCY RESOLUTION:

PREPARED BY: DJT DATE: 01/09/84 REVISION DATE: 01/09/84

FACILITY: LGS UNIT: 1 DOCKET: 50-352 EQRR: P171

REVIEWED BY: WJB DATE: 01/09/84

SYSTEM: NUCLEAR BOILER VESSEL INSTRUMENTATION

ACCY: SPEC: +/- 6"
DEMON: +/- 0.42% FS
REF: 800

LOCATION: ROOM 402

PLANT ID: LT-42-1N091H

RACK/PANEL: 10C026

COMPONENT: LEVEL TRANSMITTER

MODEL NO.: 1151DP5A22T0175PB

ASSOC COMP: N/A

ASSOC M/N: N/A

ASSOC. DWG: LOC: M-0726
P&ID: M-42
PFD: 163C1561P512203
CCP: 22,69
MPL: B21-N091H

ASSOC COMP: N/A

ASSOC M/N: N/A

MANUFACTU: ROSEMOUNT

SERIAL NO: 60448

ASSOC MANF: N/A

ASSOC S/N: N/A

ASSOC MANF: N/A

ASSOC S/N: N/A

SERVICE: REACTOR VESSEL WATER LEVEL.

P.O. NO: N-001

FUNCTION: TRANSMITS RPV WATER LEVEL SIGNAL TO LIS-42-1N691H FOR CORE SPRAY (D), RHR (D) INITIATION. LOCA AND ALL LINE BREAKS. INITIATION.

SUBMERGENCE: N/A

CHEMICAL SPRAY: N/A

PARAMETER	ENVIRONMENT		DOCUMENTATION REFERENCE		QUALIFICATION	OUTSTANDING ITEMS	INTERFACES:
	SPECIFICATION	QUALIFICATION	SPECIFICATION	QUALIFICATION	METHOD		
OPERATING TIME	1 HR.	27 HRS.	78	800	TEST		
TEMPERATURE (F)	115	212	85	800	TEST		MAINTENANCE REQUIREMENTS: REF. 800; SECT. 4.
PRESSURE (PSIA)	14.7	14.7	85	800	TEST		
RELATIVE HUMIDITY (%)	90	100	85	800	TEST		
RADIATION	1.35 E5	2.00 E6	85	800	TEST		REMARKS:
AGING	40 YRS.	9 YRS.	N/A	800	ANALYSIS		

DEFICIENCY RESOLUTION:

PREPARED BY: DJT DATE: 01/09/84 REVISION DATE 1/09/84

FACILITY: LGS UNIT: 1 DOCKET: 50-352 EQRR: P172

REVIEWED BY: WJB DATE: 01/09/84

SYSTEM: NUCLEAR BOILER VESSEL INSTRUMENTATION

ACCY: SPEC: +/- 1.5" WATER
DEMON: +/- 0.42% FS
REF: 800

LOCATION: ROOM 402

PLANT ID: LT-42-1N095A

RACK/PANEL: 10C004

COMPONENT: LEVEL TRANSMITTER
ASSOL COMP: N/A
ASSOC COMP: N/A

MODEL NO.: 1151DP4A22T0175PB
ASSOC M/N: N/A
ASSOC M/N: N/A

ASSOC. DWG: LOC: M-0708
P&ID: M-42
PPD: 163C1561P412203

MANUFACTU: ROSEMOUNT
ASSOC MANF: N/A
ASSOC MANF: N/A

SERIAL NO: 60425
ASSOC S/N: N/A
ASSOC S/N: N/A

CCP: 22,70
MPL: B21-N095A

SERVICE: REACTOR VESSEL WATER LEVEL.

P.O. NO: M-001

FUNCTION: TRANSMITS RPV WATER LEVEL SIGNAL TO LIS-42-1N695A FOR ADS (A) INITIATION. LOCA AND ALL LINE BREAKS.

SUBMERGENCE: N/A

CHEMICAL SPRAY: N/A

PARAMETER	ENVIRONMENT		DOCUMENTATION REFERENCE		QUALIFICATION	OUTSTANDING ITEMS	INTERFACES:
	SPECIFICATION	QUALIFICATION	SPECIFICATION	QUALIFICATION	METHOD		
OPERATING TIME	1 HR.	27 HRS.	78	800	TEST		
TEMPERATURE (F)	115	212	85	800	TEST		MAINTENANCE REQUIREMENTS: REF. 800; SECT. 4.
PRESSURE (PSIA)	14.7	14.7	85	800	TEST		
RELATIVE HUMIDITY (%)	90	100	85	800	TEST		
RADIATION	1.35 E5	2.00 E6	85	800	TEST		REMARKS:
AGING	40 YRS.	9 YRS.	N/A	800	ANALYSIS		

DEFICIENCY RESOLUTION:

PREPARED BY: DJT DATE: 01/09/84 REVISION DATE: 01/09/84

FACILITY: LGS UNIT: 1 DOCKET: 50-352 EQRR: P173

REVIEWED BY: WJB DATE: 01/09/84

SYSTEM: NUCLEAR BOILER VESSEL INSTRUMENTATION

ACCY: SPEC: +/- 1.5" WATER
DEMON: +/- 0.42% FS
REF: 800

LOCATION: ROOM 402

PLANT ID: LT-42-1N095C

RACK/PANEL: 10C005

COMPONENT: LEVEL TRANSMITTER
ASSOC COMP: N/A
ASSOC COMP: N/A

MODEL NO.: 1151DP4A22T0175PB
ASSOC M/N: N/A
ASSOC M/N: N/A

ASSOC. DWG: LOC: M-0720
P&ID: M-42
PPD: 163C1561P412203
CCP: 22,70
MPL: B21-N095C

MANUFACTU: ROSEMOUNT
ASSOC MANF: N/A
ASSOC MANF: N/A

SERIAL NO: 60424
ASSOC S/N: N/A
ASSOC S/N: N/A

SERVICE: REACTOR VESSEL WATER LEVEL.

P.O. NO: M-001

FUNCTION: TRANSMITS RPV WATER LEVEL SIGNAL TO LIS-42-1N695C FOR ADS (C) INITIATION. LOCA AND ALL LINE BREAKS.

SUBMERGENCE: N/A

CHEMICAL SPRAY: N/A

PARAMETER	ENVIRONMENT		DOCUMENTATION REFERENCE		QUALIFICATION	OUTSTANDING ITEMS	INTERFACES:
	SPECIFICATION	QUALIFICATION	SPECIFICATION	QUALIFICATION	METHOD		
OPERATING TIME	1 HR.	27 HRS.	78	800	TEST		
TEMPERATURE (F)	115	212	85	800	TEST		MAINTENANCE REQUIREMENTS: REF. 800; SECT. 4.
PRESSURE (PSIA)	14.7	14.7	85	800	TEST		
RELATIVE HUMIDITY (%)	90	100	85	800	TEST		
RADIATION	1.35 E5	2.00 E6	85	800	TEST		REMARKS:
AGING	40 YRS.	9 YRS.	N/A	800	ANALYSIS		

DEFICIENCY RESOLUTION:

PREPARED BY: DJT DATE: 01/09/84 REVISION DATE: 01/09/84

FACILITY: LGS UNIT: 1 DOCKET: 50-352 EQRR: P174

REVIEWED BY: WJB DATE: 01/09/84

SYSTEM: NUCLEAR BOILER VESSEL INSTRUMENTATION

ACCY: SPEC: +/- 6"
DEMON: +/- 0.42% FS
REF: 800

LOCATION: ROOM 402

PLANT ID: LT-42-1N097A

PACK/PANEL: 10C004

COMPONENT: LEVEL TRANSMITTER
ASSOC COMP: N/A
ASSOC COMP: N/A

MODEL NO.: 1151DP5A22T0003PB
ASSOC M/N: N/A
ASSOC M/N: N/A

ASSOC. DWG: LOC: M-0708
P&ID: M-42
FFD: 163C1561P512203
CCP: 22,72
MPL: B21-N097A

MANUFACTU: ROSEMOUNT
ASSOC MANF: N/A
ASSOC MANF: N/A

SERIAL NO: 64692
ASSOC S/N: N/A
ASSOC S/N: N/A

SERVICE: REACTOR VESSEL WATER LEVEL.

P.O. NO: M-001

FUNCTION: TRANSMITS RPV WATER LEVEL SIGNAL TO LIS-42-1N697A FOR RCIC INITIATION. LOCA AND ALL LINE BREAKS.

SUBMERGENCE: N/A

CHEMICAL SPRAY: N/A

PARAMETER	ENVIRONMENT		DOCUMENTATION REFERENCE		QUALIFICATION	OUTSTANDING ITEMS	INTERFACES:
	SPECIFICATION	QUALIFICATION	SPECIFICATION	QUALIFICATION	METHOD		
OPERATING TIME	1 HOUR	27 HRS.	78	800	TEST		
TEMPERATURE (F)	115	212	85	800	TEST		MAINTENANCE REQUIREMENTS: REF. 800; SECT. 4.
PRESSURE (PSIA)	14.7	14.7	85	800	TEST		
RELATIVE HUMIDITY (%)	90	100	85	800	TEST		
RADIATION	1.35 E5	2.00 E6	85	800	TEST		REMARKS:
AGING	40 YRS.	9 YRS.	N/A	800	ANALYSIS		

DEFICIENCY RESOLUTION:

PREPARED BY: DJT DATE: 01/09/84 REVISION DATE: 01/09/84

FACILITY: LGS UNIT: 1 DOCKET: 50-352 EQRR: P175

REVIEWED BY: WJB DATE: 01/09/84

SYSTEM: NUCLEAR BOILER VESSEL INSTRUMENTATION

ACCY: SPEC: +/- 6"
DESGN: +/- 0.42% FS
REF: 800

LOCATION: ROOM 402

PLANT ID: LT-42-1N097E

RACK/PANEL: 10C004

COMPONENT: LEVEL TRANSMITTER
ASSOC COMP: N/A
ASSOC COMP: N/A

MODEL NO.: 1151DP5A22T0003FB
ASSOC M/N: N/A
ASSOC M/N: N/A

ASSOC. DWG: LOC: M-0708
P&ID: M-42
PFD: 163C1561P512203
CCP: 22,72
MPL: B21-N097E

MANUFACTU: ROSEMOUNT
ASSOC MANF: N/A
ASSOC MANF: N/A

SERIAL NO: 64262
ASSOC S/N: N/A
ASSOC S/N: N/A

SERVICE: REACTOR VESSEL WATER LEVEL.

P.O. NO: M-001

FUNCTION: TRANSMITS RPV WATER LEVEL SIGNAL TO LIS-42-1N697E FOR RCIC INITIATION. LOCA AND ALL LINE BREAKS. INITIATION.

SUBMERGENCE: N/A

CHEMICAL SPRAY: N/A

PARAMETER	ENVIRONMENT		DOCUMENTATION REFERENCE		QUALIFICATION	OUTSTANDING ITEMS	INTERFACES:
	SPECIFICATION	QUALIFICATION	SPECIFICATION	QUALIFICATION	METHOD		
OPERATING TIME	1 HOUR	27 HRS.	78	800	TEST		
TEMPERATURE (F)	115	212	85	800	TEST		MAINTENANCE REQUIREMENTS: REF. 800; SECT. 4.
PRESSURE (PSIA)	14.7	14.7	85	800	TEST		
RELATIVE HUMIDITY (%)	90	100	85	800	TEST		
RADIATION	1.35 E5	2.00 E6	85	800	TEST		REMARKS:
AGING	40 YRS.	9 YRS.	N/A	803	ANALYSIS		

DEFICIENCY RESOLUTION:

PREPARED BY: DJT DATE: 03/13/84 REVISION DATE: 03/13/84

FACILITY: LGS UNIT: 1 DOCKET: 50-352 EQRR: P1D5

REVIEWED BY: WJB DATE: 04/12/84

SYSTEM: NUCLEAR BOILER VESSEL INSTRUMENTATION

ACCY: SPEC: +/-12 IN W/TU
DEMON: +/- 0.42% FS
REF: 800

LOCATION: ROOM 402

PLANT ID: LT-42-1N402A

RACK/PANEL: 10C004

COMPONENT: LEVEL TRANSMITTER
ASSOC COMP: N/A
ASSOC COMP: N/A

MODEL NO.: 1151
ASSOC M/N: N/A
ASSOC M/N: N/A

ASSOC. DWG: LOC: M-0708
P&ID: M-42
PPD: 169C9476P572203

MANUFACTU: ROSEMOUNT
ASSOC MANF: N/A
ASSOC MANF: N/A

SERIAL NO: N/A
ASSOC S/N: N/A
ASSOC S/N: N/A

MPL: B21-N402A
CCP: 22,73

SERVICE: REACTOR VESSEL WATER LEVEL.

P.O. NO: M-001

FUNCTION: TRANSMITS RPV WATER LEVEL SIGNAL TO REDUNDANT REACTIVITY CONTROL SYSTEM, ATWS.

SUBMERGENCE: N/A

CHEMICAL SPRAY: N/A

PARAMETER	ENVIRONMENT		DOCUMENTATION REFERENCE		QUALIFICATION	OUTSTANDING ITEMS	INTERFACES:
	SPECIFICATION	QUALIFICATION	SPECIFICATION	QUALIFICATION	METHOD		
OPERATING TIME	8 DAYS	180 DAYS	78	800	ANALYSIS		
TEMPERATURE (F)	120	212	85	800	TEST		MAINTENANCE REQUIREMENTS: REF. 800; SECT. 4
PRESSURE (PSIA)	14.7	14.7	85	800	TEST		
RELATIVE HUMIDITY (%)	90	100	85	800	TEST		
RADIATION	1.81 E6	2.00 E6	85	800	TEST		REMARKS:
AGING	40 YRS.	9 YRS.	N/A	800	ANALYSIS		

DEFICIENCY RESOLUTION:

FACILITY: LGS UNIT: 1 DOCKET: 50-352 EQRR: P106

PREPARED BY: DJT DATE: 03/13/84 REVISION DATE: 03/13/84

REVIEWED BY: WJB DATE: 04/12/84

SYSTEM: NUCLEAR BOILER VESSEL INSTRUMENTATION

PLANT ID: LT-42-1N402B

COMPONENT: LEVEL TRANSMITTER
ASSOC COMP: N/A
ASSOC COMP: N/A

MANUFACTU: ROSEMOUNT
ASSOC MANF: N/A
ASSOC MANF: N/A

SERVICE: REACTOR VESSEL WATER LEVEL.

FUNCTION: TRANSMITS RPV WATER LEVEL SIGNAL TO REDUNDANT REACTIVITY CONTROL SYSTEM, ATWS.

ACCY: SPEC: +/-12 IN W/TU
DEMON: +/- 0.42% FS
REF: 800

MODEL NO.: 1151
ASSOC M/N: N/A
ASSOC M/N: N/A

SERIAL NO: N/A
ASSOC S/N: N/A
ASSOC S/N: N/A

LOCATION: ROOM 402

RACK/PANEL: 10C027

ASSOC. DWG: LOC: M-8726
P&ID: M-42
PFD: 169C9476P572203
CCP: 22,73
MPL: B21-N402B

P.O. NO: M-001

SUBMERGENCE: N/A

CHEMICAL SPRAY: N/A

PARAMETER	ENVIRONMENT		DOCUMENTATION REFERENCE		QUALIFICATION	OUTSTANDING ITEMS	INTERFACES:
	SPECIFICATION	QUALIFICATION	SPECIFICATION	QUALIFICATION	METHOD		
OPERATING TIME	8 DAYS	180 DAYS	78	800	ANALYSIS		
TEMPERATURE (F)	120	212	85	800	TEST		MAINTENANCE REQUIREMENTS: REF. 800; SECT. 4
PRESSURE (PSIA)	14.7	14.7	85	800	TEST		
RELATIVE HUMIDITY (%)	90	100	85	800	TEST		
RADIATION	1.81 E6	2.00 E6	85	800	TEST		REMARKS:
AGING	40 YRS.	9 YRS.	N/A	800	ANALYSIS		

DEFICIENCY RESOLUTION:

PREPARED BY: DJT DATE: 03/13/84 REVISION DATE: 03/13/84

FACILITY: LGS UNIT: 1 DOCKET: 50-352 EQRR: P107

REVIEWED BY: WJB DATE: 04/12/84

SYSTEM: NUCLEAR BOILER VESSEL INSTRUMENTATION

ACCY: SPEC: +/-12 IN W/TU
DEMON: +/- 0.422 FS
REF: 800

LOCATION: ROOM 402

PLANT ID: LT-42-1N402E

RACK/PANEL: 10C004

COMPONENT: LEVEL TRANSMITTER
ASSOC COMP: N/A
ASSOC COMP: N/A

MODEL NO.: 1151
ASSOC M/N: N/A
ASSOC M/N: N/A

ASSOC. DWG: LOC: M-0708
P&ID: M-42
PFD: 169C9476P572203
CCP: 22,73
MPL: B21-N402E

MANUFACTU: ROSEMOUNT
ASSOC MANF: N/A
ASSOC MANF: N/A

SERIAL NO: N/A
ASSOC S/N: N/A
ASSOC S/N: N/A

SERVICE: REACTOR VESSEL WATER LEVEL.

P.O. NO: M-001

FUNCTION: TRANSMITS RPV WATER LEVEL SIGNAL TO REDUNDANT REACTIVITY CONTROL SYSTEM, ATWS.

SUBMERGENCE: N/A

CHEMICAL SPRAY: N/A

PARAMETER	ENVIRONMENT		DOCUMENTATION REFERENCE		QUALIFICATION	OUTSTANDING ITEMS	INTERFACES:
	SPECIFICATION	QUALIFICATION	SPECIFICATION	QUALIFICATION	METHOD		
OPERATING TIME	8 DAYS	180 DAYS	78	800	ANALYSIS		
TEMPERATURE (F)	120	212	85	800	TEST		MAINTENANCE REQUIREMENTS: REF. 800; SECT. 4
PRESSURE (PSIA)	14.7	14.7	85	800	TEST		
RELATIVE HUMIDITY (%)	90	100	85	800	TEST		
RADIATION	1.81 E6	2.00 E6	85	800	TEST		REMARKS:
AGING	40 YRS.	9 YRS.	N/A	800	ANALYSIS		

DEFICIENCY RESOLUTION:

PREPARED BY: DJH DATE: 03/13/84 REVISION DATE: 03/13/84
FACILITY: LGS UNIT: 1 DOCKET: 50-352 ERRR: P108
REVIEWED BY: WJB DATE: 04/12/84

SYSTEM: NUCLEAR BOILER VESSEL INSTRUMENTATION
PLANT ID: LT-42-1N402F
COMPONENT: LEVEL TRANSMITTER
ASSOC COMP: N/A
ASSOC COMP: N/A
MANUFACTU: ROSEMOUNT
ASSOC MANF: N/A
ASSOC MANF: N/A

ACCY:SPEC: +/-12 IN W/TU
DEMON: +/- 0.42% FS
REF: 800
MODEL NO.: 1151
ASSOC M/N: N/A
ASSOC M/N: N/A
SERIAL NO: N/A
ASSOC S/N: N/A
ASSOC S/N: N/A

LOCATION: ROOM 402
RACK/PANEL: 10C027
ASSOC. DWG: LOC: M-0726
PAID: M-42
PFD: 169C94769572203
CCP: 22,73
MPL: B21-N402F

SERVICE: REACTOR VESSEL WATER LEVEL.

P.O. NO: M-001

FUNCTION: TRANSMITS RPV WATER LEVEL SIGNAL TO REDUNDANT REACTIVITY CONTROL SYSTEM, ATWS.

SUBMERGENCE: N/A

CHEMICAL SPRAY: N/A

PARAMETER	ENVIRONMENT SPECIFICATION	ENVIRONMENT QUALIFICATION	DOCUMENTATION REFERENCE SPECIFICATION	DOCUMENTATION REFERENCE QUALIFICATION	QUALIFICATION METHOD	OUTSTANDING ITEMS	INTERFACES:
OPERATING TIME	8 DAYS	180 DAYS	78	800	ANALYSIS		
TEMPERATURE (F)	120	212	85	800	TEST		MAINTENANCE REQUIREMENTS: REF. 800; SECT. 4
PRESSURE (PSIA)	14.7	14.7	85	800	TEST		
RELATIVE HUMIDITY (%)	90	100	85	800	TEST		
RADIATION	1.81 E6	2.00 E6	85	800	TEST		REMARKS:
AGING	40 YRS.	9 YRS.	N/A	800	ANALYSIS		

DEFICIENCY RESOLUTION:

PREPARED BY: FMV DATE: 03/05/84 REVISION DATE: 03/06/84

FACILITY: LGS UNIT: 1 DOCKET: 50-352 ERRP: 1

REVIEWED BY: WLM DATE: 03/05/84

SYSTEM: NUCLEAR BOILER VESSEL INSTRUMENTATION

PLANT ID: LT-42-1152A

ACCY: SPEC: +-0.5% CAL. SPAN
DEMON: +-0.25% CAL. SPAN
REF: ISA, SEC. III-25

LOCATION: ROOM 482

RACK/PANEL: N/A

COMPONENT: PRESSURE TRANSMITTER

ASSOC COMP: N/A

ASSOC COMP: N/A

MODEL NO.: 11539

ASSOC M/N: N/A

ASSOC M/N: N/A

ASSOC. DWG: LOC: M-788

MANUFACTR: ROSEMOUNT

ASSOC MANF: N/A

ASSOC MANF: N/A

SERIAL NO: N/A

ASSOC S/N: N/A

ASSOC S/N: N/A

STATUS:

P.O. NO: 8851-M-206

FUNCTION: REQUIRED FOR LOCA AND HELB.

SUBMERGENCE: N/A

CHEMICAL SPRAY: N/A

PARAMETER	ENVIRONMENT		DOCUMENTATION REFERENCE		QUALIFICATION	OUTSTANDING ITEMS	INTERFACES:
	SPECIFICATION	QUALIFICATION	SPECIFICATION	QUALIFICATION	METHOD		
OPERATING TIME	100 DAYS	365 DAYS	1	151	TEST & ANAL.		
TEMPERATURE (F)	264	359	1	151	TEST		MAINTENANCE REQUIREMENTS: REFERENCE 114
PRESSURE (PSIA)	34.7	99.7	1	151	TEST		
RELATIVE HUMIDITY (%)	100	100	1	151	TEST		
RADIATION	4.10 E6	5.29 E7	1	151	TEST		REMARKS:
AGING	168 HRS.	720 HRS.	N/A	151	TEST		

DEFICIENCY RESOLUTION:

FACILITY: LGS UNIT: 1 DOCKET: 50-352 ERR#: 1

PREPARED BY: FDF DATE: 03/05/84 REVISION DATE: 03/05/84

REVIEWED BY: WJB DATE: 03/05/84

SYSTEM: NUCLEAR BOILER VESSEL INSTRUMENTATION

ACCY: SPEC: +-0.5% CAL. SPAN
DEMON: +-0.23% CAL. SPAN
REF: ISI. SEC. III-2B

LOCATION: ROOM 402

PLANT ID: LT-42-1155B

RACK/PANEL: N/A

COMPONENT: PRESSURE TRANSMITTER

MODEL NO.: 1153D

ASSOC COMP: N/A

ASSOC M/N: N/A

ASSOC., EWS: LOC: M-705

ASSOC COMP: N/A

ASSOC M/N: N/A

MANUFACTUR: ROSEMOUNT

SERIAL NO: N/A

ASSOC MANF: N/A

ASSOC S/N: N/A

ASSOC MANF: N/A

ASSOC S/N: N/A

SERVICE:

P.O. NO: 8031-M-206

FUNCTION: REQUIRED FOR LOCA AND HELB.

SUBMERGENCE: N/A

CHEMICAL SPRAY: N/A

PARAMETER	ENVIRONMENT		DOCUMENTATION REFERENCE		QUALIFICATION	OUTSTANDING ITEMS	INTERFACES:
	SPECIFICATION	QUALIFICATION	SPECIFICATION	QUALIFICATION	METHOD		
OPERATING TIME	180 DAYS	365 DAYS	1	151	TEST & ANAL.		
TEMPERATURE (F)	264	350	1	151	TEST		MAINTENANCE REQUIREMENTS: REFERENCE 114
PRESSURE (PSIA)	24.7	99.7	1	151	TEST		
RELATIVE HUMIDITY (%)	100	100	1	151	TEST		
RADIATION	4.18 E6	5.19 E7	1	151	TEST		REMARKS:
AGING	40 YRS.	120 YRS.	N/A	151	TEST		

DEFICIENCY RESOLUTION:

PREPARED BY: DJT DATE: 01/30/84 REVISION DATE: 01/30/84

FACILITY: LGS UNIT: 1 DOCKET: 50-352 EQRR: P129

REVIEWED BY: WJB DATE: 02/07/84

SYSTEM: NUCLEAR BOILER VESSEL INSTRUMENTATION

PLANT ID: PT-42-C71-1N050A

COMPONENT: PRESSURE TRANSMITTER
ASSOC COMP: N/A
ASSOC COMP: N/A

MANUFACTU: ROSEMOUNT
ASSOC MANF: N/A
ASSOC MANF: N/A

SERVICE: DRYWELL PRESSURE

FUNCTION: TRANSMITS DRYWELL PRESSURE SIGNAL TO PIS-42-C71-1N650A FOR RPS INITIATION, LOCA.

ACCY: SPEC: +/-0.5%
DEMON: +/- 0.42% FS
REF: 800

MODEL NO.: 1151GP5A22M8GE3
ASSOC M/N: N/A
ASSOC M/N: N/A

SERIAL NO: 48565
ASSOC S/N: N/A
ASSOC S/N: N/A

LOCATION: ROOM 402

RACK/PANEL: 10C004

ASSOC. DWG: LOC: M-0708
P&ID: M-42
PFD: 163C1564P512203
MPL: C71-N050A
CCP: 22,88

P.O. NO: M-001

SUBMERGENCE: N/A

CHEMICAL SPRAY: N/A

PARAMETER	ENVIRONMENT		DOCUMENTATION REFERENCE		QUALIFICATION	OUTSTANDING ITEMS	INTERFACES:
	SPECIFICATION	QUALIFICATION	SPECIFICATION	QUALIFICATION	METHOD		
OPERATING TIME	1 HR.	27 HRS.	78	800	TEST		
TEMPERATURE (F)	115	212	85	800	TEST		MAINTENANCE REQUIREMENTS: REF. 800; SECT. 4.
PRESSURE (PSIA)	14.7	14.7	85	800	TEST		
RELATIVE HUMIDITY (%)	90	100	85	800	TEST		
RADIATION	1.35 E5	2.00 E6	85	800	TEST		REMARKS:
AGING	40 YRS.	9 YRS.	N/A	800	ANALYSIS		

DEFICIENCY RESOLUTION:

PREPARED BY: DJT DATE: 01/09/84 REVISION DATE: 01/09/84

FACILITY: LGS UNIT: 1 DOCKET: 50-352 EQRR: P130

REVIEWED BY: WJB DATE: 01/09/84

SYSTEM: NUCLEAR BOILER VESSEL INSTRUMENTATION

ACCY: SPEC: +/- 0.5%
DEMON: +/- 0.42% FS
REF: 800

LOCATION: ROOM 402

PLANT ID: PT-42-C71-1N050B

RACK/PANEL: 10C027

COMPONENT: PRESSURE TRANSMITTER
ASSOC COMP: N/A
ASSOC COMP: N/A

MODEL NO.: 1151GP5A22MBGE3
ASSOC M/N: N/A
ASSOC M/N: N/A

ASSOC. DWG: LOC: M-0726
P&ID: M-42
PFD: 163C1564P512203

MANUFACTU: ROSEMOUNT
ASSOC MANF: N/A
ASSOC MANF: N/A

SERIAL NO: 48564
ASSOC S/N: N/A
ASSOC S/N: N/A

MPL: C71-N050B
CCP: 22,88

SERVICE: DRYWELL PRESSURE

P.O. NO: M-001

FUNCTION: TRANSMITS DRYWELL PRESSURE SIGNAL TO PIS-42-C71-1N650B FOR RPS INITIATION, LOCA.

SUBMERGENCE: N/A

CHEMICAL SPRAY: N/A

PARAMETER	ENVIRONMENT		DOCUMENTATION REFERENCE		QUALIFICATION	OUTSTANDING ITEMS	INTERFACES:
	SPECIFICATION	QUALIFICATION	SPECIFICATION	QUALIFICATION	METHOD		
OPERATING TIME	1 HR.	27 HRS.	78	800	TEST		
TEMPERATURE (F)	115	212	85	800	TEST		MAINTENANCE REQUIREMENTS: REF. 800; SECT. 4.
PRESSURE (PSIA)	14.7	14.7	85	800	TEST		
RELATIVE HUMIDITY (%)	90	100	85	800	TEST		
RADIATION	1.35 E5	2.00 E6	85	800	TEST		REMARKS:
AGING	40 YRS.	9 YRS.	N/A	800	ANALYSIS		

DEFICIENCY RESOLUTION:

PREPARED BY: DJT DATE: 01/09/84 REVISION DATE: 01/09/84

FACILITY: LGS UNIT: 1 DOCKET: 50-352 EQRR: P131

REVIEWED BY: WJB DATE: 01/09/84

SYSTEM: NUCLEAR BOILER VESSEL INSTRUMENTATION

ACCY: SPEC: +/- 0.5%
DEMON: +/- 0.42% FS
REF: 800

LOCATION: ROOM 402

PLANT ID: PT-42-C71-1N050C

RACK/PANEL: 10C005

COMPONENT: PRESSURE TRANSMITTER
ASSOC COMP: N/A
ASSOC COMP: N/A

MODEL NO.: 1151GP5A22MBGE3
ASSOC M/N: N/A
ASSOC M/N: N/A

ASSOC. DWG: LOC: M-0720
P&ID: M-42
PFD: 163C1564P512203
MPL: C71-N050C
CCP: 22,89

MANUFACTU: ROSEMOUNT
ASSOC MANF: N/A
ASSOC MANF: N/A

SERIAL NO: 48406
ASSOC S/N: N/A
ASSOC S/N: N/A

SERVICE: DRYWELL PRESSURE

P.O. NO: M-001

FUNCTION: TRANSMITS DRYWELL PRESSURE SIGNAL TO PIS-42-C71-1N650C FOR RPS INITIATION, LOCA.

SUBMERGENCE: N/A

CHEMICAL SPRAY: N/A

PARAMETER	ENVIRONMENT		DOCUMENTATION REFERENCE		QUALIFICATION	OUTSTANDING ITEMS	INTERFACES:
	SPECIFICATION	QUALIFICATION	SPECIFICATION	QUALIFICATION	METHOD		
OPERATING TIME	1 HR.	27 HRS.	78	800	TEST		
TEMPERATURE (F)	115	212	85	800	TEST		MAINTENANCE REQUIREMENTS: REF. 800; SECT. 4.
PRESSURE (PSIA)	14.7	14.7	85	800	TEST		
RELATIVE HUMIDITY (%)	90	100	85	800	TEST		
RADIATION	1.35 E5	2.00 E6	85	800	TEST		REMARKS:
AGING	40 YRS.	9 YRS.	N/A	800	ANALYSIS		

DEFICIENCY RESOLUTION:

PREPARED BY: DJT DATE: 01/09/84 REVISION DATE: 01/09/84

FACILITY: LGS UNIT: 1 DOCKET: 50-352 EQRR: P132

REVIEWED BY: WJB DATE: 01/09/84

SYSTEM: NUCLEAR BOILER VESSEL INSTRUMENTATION

ACCY: SPEC: +/- 0.5%
DEMON: +/- 0.42% FS
REF: 800

LOCATION: ROOM 402

PLANT ID: PT-42-C71-1N050D

RACK/PANEL: 10C026

COMPONENT: PRESSURE TRANSMITTER
ASSOC COMP: N/A
ASSOC COMP: N/A

MODEL NO.: 1151GP5A22MBGE3
ASSOC M/N: N/A
ASSOC M/N: N/A

ASSOC. DWG: LOC: M-0726
P&ID: M-42
PPD: 163C1564P512203
MPL: C71-N050D
CCP: 22,89

MANUFACTU: ROSEMOUNT
ASSOC MANF: N/A
ASSOC MANF: N/A

SERIAL NO: 98404
ASSOC S/N: N/A
ASSOC S/N: N/A

SERVICE: DRYWELL PRESSURE

P.O. NO: M-001

FUNCTION: TRANSMITS DRYWELL PRESSURE SIGNAL TO PIS-42-C71-1N650D FOR RPS INITIATION, LOCA.

SUBMERGENCE: N/A

CHEMICAL SPRAY: N/A

PARAMETER	ENVIRONMENT		DOCUMENTATION REFERENCE		QUALIFICATION	OUTSTANDING ITEMS	INTERFACES:
	SPECIFICATION	QUALIFICATION	SPECIFICATION	QUALIFICATION	METHOD		
OPERATING TIME	1 HR.	27 HRS.	78	800	TEST		
TEMPERATURE (F)	115	212	85	800	TEST		MAINTENANCE REQUIREMENTS: REF. 800; SECT. 4
PRESSURE (PSIA)	14.7	14.7	85	800	TEST		
RELATIVE HUMIDITY (%)	90	100	85	800	TEST		
RADIATION	1.35 E5	2.00 E6	N/A	800	TEST		REMARKS:
AGING	40 YRS.	9 YRS.	N/A	800	ANALYSIS		

DEFICIENCY RESOLUTION:

PREPARED BY: DJT DATE: 01/09/84 REVISION DATE: 01/09/84

FACILITY: LGS UNIT: 1 DOCKET: 50-352 EQRR: P133

REVIEWED BY: WJB DATE: 01/09/84

SYSTEM: NUCLEAR BOILER VESSEL INSTRUMENTATION

ACCY: SPEC: +/- 10 PSIG OF SET PT.
DEMON: +/- 0.42% FS
REF: 800

LOCATION: ROOM 402

PLANT ID: PT-42-1N078A

RACK/PANEL: 10C004

COMPONENT: PRESSURE TRANSMITTER
ASSOC COMP: N/A
ASSOC COMP: N/A

MODEL NO.: 1151GP9A22MBGE3
ASSOC M/N: N/A
ASSOC M/N: N/A

ASSOC. DWG: LOC: M-0708
P&ID: M-42
PFD: 163C15641912203
CCP: 22,90
MPL: B21-N078A

MANUFACTU: ROSEMOUNT
ASSOC MANF: N/A
ASSOC MANF: N/A

SERIAL NO: 49492
ASSOC S/N: N/A
ASSOC S/N: N/A

SERVICE: REACTOR VESSEL PRESSURE.

P.O. NO: M-001

FUNCTION: TRANSMITS RPV PRESSURE SIGNAL TP POS-42-1N678A FOR RPS INITIATION AND PS-42-1N679A FOR NUCLEAR STEAM SUPPLY SHUTOFF INITIATION. LOCA AND ALL LINE BREAKS.

SUBMERGENCE: N/A

CHEMICAL SPRAY: N/A

PARAMETER	ENVIRONMENT		DOCUMENTATION REFERENCE		QUALIFICATION	OUTSTANDING ITEMS	INTERFACES:
	SPECIFICATION	QUALIFICATION	SPECIFICATION	QUALIFICATION	METHOD		
OPERATING TIME	1 HR.	27 HRS.	78	800	TEST		
TEMPERATURE (F)	115	212	85	800	TEST		MAINTENANCE REQUIREMENTS: REF. 800; SECT. 4.
PRESSURE (PSIA)	14.7	14.7	85	800	TEST		
RELATIVE HUMIDITY (%)	90	100	85	800	TEST		
RADIATION	1.35 E5	2.00 E6	85	800	TEST		REMARKS:
AGING	40 YRS.	9 YRS.	N/A	800	ANALYSIS		

DEFICIENCY RESOLUTION:

PREPARED BY: DJT DATE: 01/09/84 REVISION DATE: 01/09/84

FACILITY: LGS UNIT: 1 DOCKET: 50-352 EQRR: P134

REVIEWED BY: WJB DATE: 01/09/84

SYSTEM: NUCLEAR BOILER VESSEL INSTRUMENTATION

ACCY: SPEC: +/- 10 PSIG OF SET PT.
DEMON: +/- 0.42% FS
REF: 800

LOCATION: ROOM 402

PLANT ID: PT-42-1N078B

RACK/PANEL: 10C027

COMPONENT: PRESSURE TRANSMITTER
ASSOC COMP: N/A
ASSOC COMP: N/A

MODEL NO.: 1151GP9A22M8GE3
ASSOC M/N: N/A
ASSOC M/N: N/A

ASSOC. DWG: LOC: M-0726
P&ID: M-42
PFD: 163C1564P912203
CCP: 22,90
MPL: B21-N078B

MANUFACTU: ROSEMOUNT
ASSOC MANF: N/A
ASSOC MANF: N/A

SERIAL NO: 49492
ASSOC S/N: N/A
ASSOC S/N: N/A

SERVICE: REACTOR VESSEL PRESSURE.

P.O. NO: M-001

FUNCTION: TRANSMITS RPV PRESSURE SIGNAL TO PIS-42-1N678B FOR RPS INITIATION AND PS-42-1N679B FOR NUCLEAR STEAM SUPPLY SHUTOFF INITIATION. LOCA AND ALL LINE BREAKS.

SUBMERGENCE: N/A

CHEMICAL SPRAY: N/A

PARAMETER	ENVIRONMENT		DOCUMENTATION REFERENCE		QUALIFICATION	OUTSTANDING ITEMS	INTERFACES:
	SPECIFICATION	QUALIFICATION	SPECIFICATION	QUALIFICATION	METHOD		
OPERATING TIME	1 HR.	27 HRS.	78	800	TEST		
TEMPERATURE (F)	115	212	85	800	TEST		MAINTENANCE REQUIREMENTS: REF. 800; SECT. 4.
PRESSURE (PSIA)	14.7	14.7	85	800	TEST		
RELATIVE HUMIDITY (%)	90	100	85	800	TEST		
RADIATION	1.35 E5	2.00 E6	85	800	TEST		REMARKS:
AGING	40 YRS.	9 YRS.	N/A	800	ANALYSIS		

DEFICIENCY RESOLUTION:

PREPARED BY: DJT DATE: 01/09/84 REVISION DATE: 01/09/84

FACILITY: LGS UNIT: 1 DOCKET: 50-352 EQRR: P135

REVIEWED BY: WJB DATE: 01/09/84

SYSTEM: NUCLEAR BOILER VESSEL INSTRUMENTATION

ACCY: SPEC: +/- 10 PSIG OF SET PT.
DEMON: +/- 0.42% FS
REF: 800

LOCATION: ROOM 402

PLANT ID: PT-42-1N078C

RACK/PANEL: 10C005

COMPONENT: PRESSURE TRANSMITTER
ASSOC COMP: N/A
ASSOC COMP: N/A

MODEL NO.: 1151GP9A22MBGE3
ASSOC M/N: N/A
ASSOC M/N: N/A

ASSOC. DWG: LOC: M-0720
P&ID: M-42
PPD: 163C1564P912203
CCP: 22,90
MPL: B21-N078C

MANUFACTU: ROSEMOUNT
ASSOC MANF: N/A
ASSOC MANF: N/A

SERIAL NO: 67172
ASSOC S/N: N/A
ASSOC S/N: N/A

SERVICE: REACTOR VESSEL PRESSURE.

P.O. NO: M-001

FUNCTION: TRANSMITS RPV PRESSURE SIGNAL TO PIS-42-1N678C FOR RPS INITIATION AND PS-42-1N679C FOR NUCLEAR STEAM SUPPLY SHUTOFF INITIATION. LOCA AND ALL LINE BREAKS.

SUBMERGENCE: N/A

CHEMICAL SPRAY: N/A

PARAMETER	ENVIRONMENT		DOCUMENTATION REFERENCE		QUALIFICATION	OUTSTANDING ITEMS	INTERFACES:
	SPECIFICATION	QUALIFICATION	SPECIFICATION	QUALIFICATION	METHOD		
OPERATING TIME	1 HR.	27 HRS.	78	800	TEST		
TEMPERATURE (F)	115	212	85	800	TEST		MAINTENANCE REQUIREMENTS: REF. 800; SECT. 4.
PRESSURE (PSIA)	14.7	14.7	85	800	TEST		
RELATIVE HUMIDITY (%)	90	100	85	800	TEST		
RADIATION	1.35 E5	2.00 E6	85	800	TEST		REMARKS:
AGING	40 YRS.	9 YRS.	N/A	800	ANALYSIS		

DEFICIENCY RESOLUTION:

PREPARED BY: DJT DATE: 01/09/84 REVISION DATE: 01/09/84

FACILITY: LGS UNIT: 1 DOCKET: 50-352 EQRR: P136

REVIEWED BY: WJB DATE: 01/09/84

SYSTEM: NUCLEAR BOILER VESSEL INSTRUMENTATION

ACCY: SPEC: +/- 10 PSIG OF SET PT.
DEMON: +/- 0.42% FS
REF: 800

LOCATION: ROOM 402

PLANT ID: PT-42-1N078D

RACK/PANEL: 10C026

COMPONENT: PRESSURE TRANSMITTER
ASSOC COMP: N/A
ASSOC COMP: N/A

MODEL NO.: 1151GP9A22MDGE3
ASSOC M/N: N/A
ASSOC M/N: N/A

ASSOC. DWG: LOC: M-0726
P&ID: M-42
PPD: 163C1564P912203

MANUFACTU: ROSEMOUNT
ASSOC MANF: N/A
ASSOC MANF: N/A

SERIAL NO: 49493
ASSOC S/N: N/A
ASSOC S/N: N/A

CCP: 22,90
MPL: B21-N078D

SERVICE: REACTOR VESSEL PRESSURE.

P.O. NO: M-001

FUNCTION: TRANSMITS RPV PRESSURE SIGNAL TP PIS-42-1N678D FOR RPS INITIATION AND PS-42-1N679D FOR NUCLEAR STEAM SUPPLY SHUTOFF INITIATION. LOCA AND ALL LINE BREAKS.

SUBMERGENCE: N/A

CHEMICAL SPRAY: N/A

PARAMETER	ENVIRONMENT		DOCUMENTATION REFERENCE		QUALIFICATION	OUTSTANDING ITEMS	INTERFACES:
	SPECIFICATION	QUALIFICATION	SPECIFICATION	QUALIFICATION	METHOD		
OPERATING TIME	1 HR.	27 HRS.	78	800	TEST		
TEMPERATURE (F)	115	212	85	800	TEST		MAINTENANCE REQUIREMENTS: REF. 800; SECT. 4.
PRESSURE (PSIA)	14.7	14.7	85	800	TEST		
RELATIVE HUMIDITY (%)	90	100	85	800	TEST		
RADIATION	1.35 E5	2.00 E6	85	800	TEST		REMARKS:
AGING	40 YRS.	9 YRS.	N/A	800	ANALYSIS		

DEFICIENCY RESOLUTION:

PREPARED BY: DJT DATE: 01/09/84 REVISION DATE: 01/09/84

FACILITY: LGS UNIT: 1 DOCKET: 50-352 EQRR: P137

REVIEWED BY: WJB DATE: 01/09/84

SYSTEM: NUCLEAR BOILER VESSEL INSTRUMENTATION

ACCY: SPEC: +/- 15 PSIG
DEMON: +/- 0.42% FS
REF: 800

LOCATION: ROOM 402

PLANT ID: PT-42-1N090A

RACK/PANEL: 10C004

COMPONENT: PRESSURE TRANSMITTER
ASSOC COMP: N/A
ASSOC COMP: N/A

MODEL NO.: 1151GP9A22MBGE3
ASSOC M/N: N/A
ASSOC M/N: N/A

ASSOC. DWG: LOC: M-0708
P&ID: M-42
PFD: 163C1564P912203
CCP: 22,91
MPL: B21-N090A

MANUFACTU: ROSEMOUNT
ASSOC MANF: N/A
ASSOC MANF: N/A

SERIAL NO: 49496
ASSOC S/N: N/A
ASSOC S/N: N/A

SERVICE: REACTOR VESSEL PRESSURE.

P.O. NO: M-001

FUNCTION: TRANSMITS RPV PRESSURE SIGNAL FOR CORE SPRAY (A) AND RHR (A) SYSTEM INITIATION, LOCA AND ALL LINE BREAKS.

SUBMERGENCE: N/A

CHEMICAL SPRAY: N/A

PARAMETER	ENVIRONMENT		DOCUMENTATION REFERENCE		QUALIFICATION	OUTSTANDING ITEMS	INTERFACES:
	SPECIFICATION	QUALIFICATION	SPECIFICATION	QUALIFICATION	METHOD		
OPERATING TIME	1 HOUR	27 HRS.	78	800	TEST		
TEMPERATURE (F)	115	212	85	800	TEST		MAINTENANCE REQUIREMENTS: REF. 800; SECT. 4.
PRESSURE (PSIA)	14.7	14.7	85	800	TEST		
RELATIVE HUMIDITY (%)	90	100	85	800	TEST		
RADIATION	1.35 E5	2.00 E6	85	800	TEST		REMARKS:
AGING	40 YRS.	9 YRS.	N/A	800	ANALYSIS		

DEFICIENCY RESOLUTION:

PREPARED BY: DJT DATE: 01/09/84 REVISION DATE: 01/09/84

FACILITY: LGS UNIT: 1 DOCKET: 50-352 EQRR: P138

REVIEWED BY: WJB DATE: 01/09/84

SYSTEM: NUCLEAR BOILER VESSEL INSTRUMENTATION

ACCY: SPEC: +/- 15 PSIG
DEMON: +/- 0.42% FS
REF: 800

LOCATION: ROOM 402

PLANT ID: PT-42-1N090B

RACK/PANEL: 10C027

COMPONENT: PRESSURE TRANSMITTER
ASSOC COMP: N/A
ASSOC COMP: N/A

MODEL NO.: 1151GP9A22T0003PB
ASSOC M/N: N/A
ASSOC M/N: N/A

ASSOC. DWG: LOC: M-0726
P&ID: M-42
PPD: 163C1564P912203
CCP: 22,92
MPL: B21-N090B

MANUFACTU: ROSEMOUNT
ASSOC MANF: N/A
ASSOC MANF: N/A

SERIAL NO: 58556
ASSOC S/N: N/A
ASSOC S/N: N/A

SERVICE: REACTOR VESSEL PRESSURE.

P.O. NO: M-001

FUNCTION: TRANSMITS RPV PRESSURE SIGNAL TO PIS-42-1N690B FOR CORE SPRAY (B) AND RHR (B) SYSTEM INITIATION, LOCA AND ALL LINE BREAKS.

SUBMERGENCE: N/A

CHEMICAL SPRAY: N/A

PARAMETER	ENVIRONMENT		DOCUMENTATION REFERENCE		QUALIFICATION	OUTSTANDING ITEMS	INTERFACES:
	SPECIFICATION	QUALIFICATION	SPECIFICATION	QUALIFICATION	METHOD		
OPERATING TIME	1 HOUR	27 HRS.	78	800	TEST		
TEMPERATURE (F)	115	212	85	800	TEST		MAINTENANCE REQUIREMENTS: REF. 800; SECT. 4.
PRESSURE (PSIA)	14.7	14.7	85	800	TEST		
RELATIVE HUMIDITY (%)	90	100	85	800	TEST		
RADIATION	1.35 E5	2.00 E6	85	800	TEST		REMARKS:
AGING	40 YRS.	9 YRS.	N/A	800	ANALYSIS		

DEFICIENCY RESOLUTION:

PREPARED BY: DJT DATE: 01/09/84 REVISION DATE: 01/09/84

FACILITY: LGS UNIT: 1 DOCKET: 50-352 EQNR: P139

REVIEWED BY: WJB DATE: 01/09/84

SYSTEM: NUCLEAR BOILER VESSEL INSTRUMENTATION

PLANT ID: PT-42-1N090C

COMPONENT: PRESSURE TRANSMITTER
ASSOC COMP: N/A
ASSOC COMP: N/A

MANUFACTU: ROSEMOUNT
ASSOC MANF: N/A
ASSOC MANF: N/A

SERVICE: REACTOR VESSEL PRESSURE.

FUNCTION: TRANSMITS RPV PRESSURE SIGNAL TP PIS-42-1N690C FOR CORE SPRAY (B) AND RHR (C) SYSTEM INITIATION, LOCA AND ALL LINE BREAKS.

ACCY: SPEC: +/- 15 PSIG
DEMON: +/- 0.42% FS
REF: 800

MODEL NO.: 1151GP9A22NBGE3
ASSOC M/N: N/A
ASSOC M/N: N/A

SERIAL NO: 49490
ASSOC S/N: N/A
ASSOC S/N: N/A

LOCATION: ROOM 402

RACK/PANEL: 10C005

ASSOC. DWG: LOC: M-0720
P&ID: M-42
PFD: 163C1564P912203
CCP: 22,93
MPL: B21-N090C

P.O. NO: M-001

SUBMERGENCE: N/A

CHEMICAL SPRAY: N/A

PARAMETER	ENVIRONMENT		DOCUMENTATION REFERENCE		QUALIFICATION	OUTSTANDING ITEMS	INTERFACES:
	SPECIFICATION	QUALIFICATION	SPECIFICATION	QUALIFICATION	METHOD		
OPERATING TIME	1 HOUR	27 HRS.	78	800	TEST		
TEMPERATURE (F)	115	212	85	800	TEST		MAINTENANCE REQUIREMENTS: REF. 800; SECT. 4.
PRESSURE (PSIA)	14.7	14.7	85	800	TEST		
RELATIVE HUMIDITY (%)	90	100	85	800	TEST		
RADIATION	1.35 E5	2.00 E6	85	800	TEST		REMARKS:
AGING	40 YRS.	9 YRS.	N/A	800	ANALYSIS		

DEFICIENCY RESOLUTION:

PREPARED BY: DJT DATE: 01/09/84 REVISION DATE: 01/09/84

FACILITY: LGS UNIT: 1 DOCKET: 50-352 EQRR: P140

REVIEWED BY: WJB DATE: 01/09/84

SYSTEM: NUCLEAR BOILER VESSEL INSTRUMENTATION

ACCY: SPEC: +/- 15 PSIG
DEMON: +/- 0.42% FS
REF: 800

LOCATION: ROOM 402

PLANT ID: PT-42-1N090D

RACK/PANEL: 10C026

COMPONENT: PRESSURE TRANSMITTER
ASSOC COMP: N/A
ASSOC COMP: N/A

MODEL NO.: 1151GP9A22T0003PB
ASSOC M/N: N/A
ASSOC M/N: N/A

ASSOC. DWG: LOC: M-0726
P&ID: M-42
PFD: 163C1564P912203

MANUFACTU: ROSEMOUNT
ASSOC MANF: N/A
ASSOC MANF: N/A

SERIAL NO: 49500
ASSOC S/N: N/A
ASSOC S/N: N/A

CCP: 22,93
MPL: B21-N090D

SERVICE: REACTOR VESSEL PRESSURE.

P.O. NO: M-001

FUNCTION: TRANSMITS RPV PRESSURE SIGNAL TP PIS-42-1N690D FOR CORE SPRAY (D) AND RHR (D) SYSTEM INITIATION, LOCA AND ALL LINE BREAKS.

SUBMERGENCE: N/A

CHEMICAL SPRAY: N/A

PARAMETER	ENVIRONMENT		DOCUMENTATION REFERENCE		QUALIFICATION	OUTSTANDING ITEMS	INTERFACES:
	SPECIFICATION	QUALIFICATION	SPECIFICATION	QUALIFICATION	METHOD		
OPERATING TIME	1 HOUR	27 HRS.	78	800	TEST		
TEMPERATURE (F)	115	212	85	800	TEST		MAINTENANCE REQUIREMENTS: REF. 800; SECT. 4.
PRESSURE (PSIA)	14.7	14.7	85	800	TEST		
RELATIVE HUMIDITY (%)	90	100	85	800	TEST		
RADIATION	1.35 E5	2.00 E6	85	800	TEST		REMARKS:
AGING	40 YRS.	9 YRS.	N/A	800	ANALYSIS		

DEFICIENCY RESOLUTION:

FACILITY: LGS UNIT: 1 DOCKET: 50-352 EQRR: P141

PREPARED BY: DJT DATE: 01/09/84 REVISION DATE: 01/09/84

REVIEWED BY: WJB DATE: 01/09/84

SYSTEM: NUCLEAR BOILER VESSEL INSTRUMENTATION

ACCY: SPEC: +/- 15 PSIG
DEMON: +/- 0.42% FS
REF: 800

LOCATION: ROOM 402

PLANT ID: PT-42-1N090E

RACK/PANEL: 10C004

COMPONENT: PRESSURE TRANSMITTER
ASSOC COMP: N/A
ASSOC COMP: N/A

MODEL NO.: 1151GP9A22M5GE3
ASSOC M/N: N/A
ASSOC M/N: N/A

ASSOC. DWG: LOC: M-0726
P&ID: M-42
PFD: 163C1564P912203

MANUFACTU: ROSEMOUNT
ASSOC MANF: N/A
ASSOC MANF: N/A

SERIAL NO: 49487
ASSOC S/N: N/A
ASSOC S/N: N/A

CCP: 22,91
MPL: B21-N090E

SERVICE: REACTOR VESSEL PRESSURE.

P.O. NO: M-001

FUNCTION: TRANSMITS RPV PRESSURE SIGNAL TP PIS-42-1N690E FOR CORE SPRAY (A) RHR (A) SYSTEM INITIATION, IDCA AND ALL LINE BREAKS.

SUBMERGENCE: N/A

CHEMICAL SPRAY: N/A

PARAMETER	ENVIRONMENT		DOCUMENTATION REFERENCE		QUALIFICATION	OUTSTANDING ITEMS	INTERFACES:
	SPECIFICATION	QUALIFICATION	SPECIFICATION	QUALIFICATION	METHOD		
OPERATING TIME	1 HOUR	27 HRS.	78	800	TEST		
TEMPERATURE (F)	115	212	85	800	TEST		MAINTENANCE REQUIREMENTS: REF. 800; SECT. 4.
PRESSURE (PSIA)	14.7	14.7	85	800	TEST		
RELATIVE HUMIDITY (%)	90	100	85	800	TEST		
RADIATION	1.35 E5	2.00 E6	85	800	TEST		REMARKS:
AGING	40 YRS.	9 YRS.	N/A	800	ANALYSIS		

DEFICIENCY RESOLUTION:

FACILITY: LGS UNIT: 1 DOCKET: 50-352 EQRR: P142

PREPARED BY: DJT DATE: 01/09/84 REVISION DATE: 01/09/84

REVIEWED BY: WJB DATE: 01/09/84

SYSTEM: NUCLEAR BOILER VESSEL INSTRUMENTATION

ACCY: SPEC: +/- 15 PSIG
DEMON: +/- 0.42% FS
REF: 800

LOCATION: ROOM 402

PLANT ID: PT-42-1N090F

RACK/PANEL: 10C027

COMPONENT: PRESSURE TRANSMITTER
ASSOC COMP: N/A
ASSOC COMP: N/A

MODEL NO.: 1151GP9A22T0003PB
ASSOC M/N: N/A
ASSOC M/N: N/A

ASSOC. DWG: LOC: M-0726
P&ID: M-42
PPD: 163C1564P912203
CCP: 22,92
MPL: B21-N090F

MANUFACTU: ROSEMOUNT
ASSOC MANF: N/A
ASSOC MANF: N/A

SERIAL NO: 58557
ASSOC S/N: N/A
ASSOC S/N: N/A

SERVICE: REACTOR VESSEL PRESSURE.

P.O. NO: M-001

FUNCTION: TRANSMITS RPV PRESSURE SIGNAL TO PIS-42-1N690F FOR CORE SPRAY (B) RHR (B) SYSTEM INITIATION, LOCA AND ALL LINE BREAKS.

SUBMERGENCE: N/A

CHEMICAL SPRAY: N/A

PARAMETER	ENVIRONMENT		DOCUMENTATION REFERENCE		QUALIFICATION	OUTSTANDING ITEMS	INTERFACES:
	SPECIFICATION	QUALIFICATION	SPECIFICATION	QUALIFICATION	METHOD		
OPERATING TIME	1 HOUR	27 HRS.	78	800	TEST		
TEMPERATURE (F)	115	212	85	800	TEST		MAINTENANCE REQUIREMENTS: REF. 800; SECT. 4.
PRESSURE (PSIA)	14.7	14.7	85	800	TEST		
RELATIVE HUMIDITY (%)	90	100	85	800	TEST		
RADIATION	1.35 E5	2.00 E6	85	800	TEST		REMARKS:
AGING	40 YRS.	9 YRS.	N/A	800	ANALYSIS		

DEFICIENCY RESOLUTION:

PREPARED BY: DJT DATE: 01/09/84 REVISION DATE: 01/09/84

FACILITY: LGS UNIT: 1 DOCKET: 50-352 EQRR: P143

REVIEWED BY: WJB DATE: 01/09/84

SYSTEM: NUCLEAR BOILER VESSEL INSTRUMENTATION

ACCY: SPEC: +/- 15 PSIG
DEMON: +/- 0.42% FS
REF: 800

LOCATION: ROOM 402

PLANT ID: PT-42-1N090G

RACK/PANEL: 10C005

COMPONENT: PRESSURE TRANSMITTER
ASSOC COMP: N/A
ASSOC COMP: N/A

MODEL NO.: 1151GP9A22MBGE3
ASSOC M/N: N/A
ASSOC M/N: N/A

ASSOC. DWG: LOC: M-0720
P&ID: M-42
PPD: 163C1564P912203
CCP: 22,93
MPL: B21-N090G

MANUFACTU: ROSEMOUNT
ASSOC MANF: N/A
ASSOC MANF: N/A

SERIAL NO: 49491
ASSOC S/N: N/A
ASSOC S/N: N/A

SERVICE: REACTOR VESSEL PRESSURE.

P.O. NO: M-001

FUNCTION: TRANSMITS RPV PRESSURE SIGNAL TO PIS-42-1N690G FOR CORE SPRAY (C) RHR (C) SYSTEM INITIATION, LOCA AND ALL LINE BREAKS.

SUBMERGENCE: N/A

CHEMICAL SPRAY: N/A

PARAMETER	ENVIRONMENT		DOCUMENTATION REFERENCE		QUALIFICATION	OUTSTANDING ITEMS	INTERFACES:
	SPECIFICATION	QUALIFICATION	SPECIFICATION	QUALIFICATION	METHOD		
OPERATING TIME	1 HOUR	27 HRS.	78	800	TEST		
TEMPERATURE (F)	115	212	85	800	TEST		MAINTENANCE REQUIREMENTS: REF. 800; SECT. 4.
PRESSURE (PSIA)	14.7	14.7	85	800	TEST		
RELATIVE HUMIDITY (%)	90	100	85	800	TEST		
RADIATION	1.35 E5	2.00 E6	85	800	TEST		REMARKS:
AGING	40 YRS.	9 YRS.	N/A	800	ANALYSIS		

DEFICIENCY RESOLUTION:

PREPARED BY: DJT DATE: 01/09/84 REVISION DATE: 01/09/84

FACILITY: LGS UNIT: 1 DOCKET: 50-352 EQRR: P144

REVIEWED BY: WJB DATE: 01/09/84

SYSTEM: NUCLEAR BOILER VESSEL INSTRUMENTATION

ACCY: SPEC: +/- 15 PSIG
DEMON: +/- 0.42% FS
REF: 800

LOCATION: ROOM 402

PLANT ID: PT-42-1N090H

RACK/PANEL: 10C026

COMPONENT: PRESSURE TRANSMITTER
ASSOC COMP: N/A
ASSOC COMP: N/A

MODEL NO.: 1151GP9A22T0003PB
ASSOC M/N: N/A
ASSOC M/N: N/A

ASSOC. DWG: LOC: M-0726
P&ID: M-42
PFD: 163C1564P912203
CCP: 22,93
MPL: B21-N090H

MANUFACTU: ROSEMOUNT
ASSOC MANF: N/A
ASSOC MANF: N/A

SERIAL NO: 49501
ASSOC S/N: N/A
ASSOC S/N: N/A

SERVICE: REACTOR VESSEL PRESSURE.

P.O. NO: M-001

FUNCTION: TRANSMITS RPV PRESSURE SIGNAL TP PIS-42-1N690H FOR CORE SPRAY (D)
RHR (D) SYSTEM INITIATION, LOCA AND ALL LINE BREAKS.

SUBMERGENCE: N/A

CHEMICAL SPRAY: N/A

PARAMETER	ENVIRONMENT		DOCUMENTATION REFERENCE		QUALIFICATION	OUTSTANDING ITEMS	INTERFACES:
	SPECIFICATION	QUALIFICATION	SPECIFICATION	QUALIFICATION	METHOD		
OPERATING TIME	1 HOUR	27 HRS.	78	800	TEST		
TEMPERATURE (F)	115	212	85	800	TEST		MAINTENANCE REQUIREMENTS: REF. 800; SECT. 4.
PRESSURE (PSIA)	14.7	14.7	85	800	TEST		
RELATIVE HUMIDITY (%)	90	100	85	800	TEST		
RADIATION	1.35 E5	2.00 E6	85	800	TEST		REMARKS:
AGING	40 YRS.	9 YRS.	N/A	800	ANALYSIS		

DEFICIENCY RESOLUTION:

PREPARED BY: DJT DATE: 01/09/84 REVISION DATE: 01/09/84

FACILITY: LGS UNIT: 1 DOCKET: 50-352 EQRR: P145

REVIEWED BY: WJB DATE: 01/09/84

SYSTEM: NUCLEAR BOILER VESSEL INSTRUMENTATION

ACCY: SPEC: +/- 15 PSIG
DEMON: +/- 0.42% FS
REF: 800

LOCATION: ROOM 402

PLANT ID: PT-42-1N090J

RACK/PANEL: 10C004

COMPONENT: PRESSURE TRANSMITTER
ASSOC COMP: N/A
ASSOC COMP: N/A

MODEL NO.: 1151GP9A22MBGE3
ASSOC M/N: N/A
ASSOC M/N: N/A

ASSOC. DWG: LOC: M-0708
P&ID: M-42
PFD: 163C1564P912203
CCP: 22,91
MPL: B21-N090J

MANUFACTU: ROSEMOUNT
ASSOC MANF: N/A
ASSOC MANF: N/A

SERIAL NO: 49488
ASSOC S/N: N/A
ASSOC S/N: N/A

SERVICE: REACTOR VESSEL PRESSURE.

P.O. NO: M-001

FUNCTION: TRANSMITS RPV PRESSURE SIGNAL TO PIS-42-1N690J FOR CORE SPRAY (A) INITIATION, LOCA AND ALL LINE BREAKS.

SUBMERGENCE: N/A

CHEMICAL SPRAY: N/A

PARAMETER	ENVIRONMENT		DOCUMENTATION REFERENCE		QUALIFICATION	OUTSTANDING ITEMS	INTERFACES:
	SPECIFICATION	QUALIFICATION	SPECIFICATION	QUALIFICATION	METHOD		
OPERATING TIME	1 HR.	27 HRS.	78	800	TEST		
TEMPERATURE (F)	115	212	85	800	TEST		MAINTENANCE REQUIREMENTS: REF. 800; SECT. 4.
PRESSURE (PSIA)	14.7	14.7	85	800	TEST		
RELATIVE HUMIDITY (%)	90	100	85	800	TEST		
RADIATION	1.35 E5	2.00 E6	85	800	TEST		REMARKS:
AGING	40 YRS.	9 YRS.	N/A	800	ANALYSIS		

DEFICIENCY RESOLUTION:

PREPARED BY: DJT DATE: 01/09/84 REVISION DATE: 01/09/84

FACILITY: LGS UNIT: 1 DOCKET: 50-352 EQRR: P146

REVIEWED BY: WJB DATE: 01/09/84

SYSTEM: NUCLEAR BOILER VESSEL INSTRUMENTATION

ACCY: SPEC: +/- 15 PSIG
DEMON: +/- 0.42% FS
REF: 800

LOCATION: ROOM 402

PLANT ID: PT-42-1N090K

RACK/PANEL: 10C027

COMPONENT: PRESSURE TRANSMITTER
ASSOC COMP: N/A
ASSOC COMP: N/A

MODEL NO.: 1151GP9A22T0003P8
ASSOC M/N: N/A
ASSOC M/N: N/A

ASSOC. DWG: LOC: M0726
P&ID: M-42
PPD: 163C1564P912203

MANUFACTU: ROSEMOUNT
ASSOC MANF: N/A
ASSOC MANF: N/A

SERIAL NO: 58559
ASSOC S/N: N/A
ASSOC S/N: N/A

CCP: 22,92
MPL: B21-N090K

SERVICE: REACTOR VESSEL PRESSURE.

P.O. NO: M-001

FUNCTION: TRANSMITS RPV PRESSURE SIGNAL TO PIS-42-1N690K FOR CORE SPRAY (B) INITIATION, LOCA AND ALL LINE BREAKS.

SUBMERGENCE: N/A

CHEMICAL SPRAY: N/A

PARAMETER	ENVIRONMENT		DOCUMENTATION REFERENCE		QUALIFICATION	OUTSTANDING ITEMS	INTERFACES:
	SPECIFICATION	QUALIFICATION	SPECIFICATION	QUALIFICATION	METHOD		
OPERATING TIME	1 HOUR	27 HRS.	78	800	TEST		
TEMPERATURE (F)	115	212	85	800	TEST		MAINTENANCE REQUIREMENTS: REF. 800; SECT. 4.
PRESSURE (PSIA)	14.7	14.7	85	800	TEST		
RELATIVE HUMIDITY (%)	90	100	85	800	TEST		
RADIATION	1.35 E5	2.00 E6	85	800	TEST		REMARKS:
AGING	40 YRS.	9 YRS.	N/A	800	ANALYSIS		

DEFICIENCY RESOLUTION:

PREPARED BY: DJT DATE: 01/09/84 REVISION DATE: 01/09/84

FACILITY: LGS UNIT: 1 DOCKET: 50-352 EQRR: P147

REVIEWED BY: WJB DATE: 01/09/84

SYSTEM: NUCLEAR BOILER VESSEL INSTRUMENTATION

ACCY: SPEC: +/- 15 PSIG
DEMON: +/- 0.42% FS
REF: 800

LOCATION: ROOM 402

PLANT ID: PT-42-1N090N

RACK/PANEL: 10C004

COMPONENT: PRESSURE
ASSOC COMP: N/A
ASSOC COMP: N/A

MODEL NO.: 1151GP9A22MBGE3
ASSOC M/N: N/A
ASSOC M/N: N/A

ASSOC. DWG: LOC: M-0708
P&ID: M-42
PPD: 163C1564P912203
CCP: 22,91
MPL: B21-N090N

MANUFACTU: ROSEMOUNT
ASSOC MANF: N/A
ASSOC MANF: N/A

SERIAL NO: 49495
ASSOC S/N: N/A
ASSOC S/N: N/A

SERVICE: REACTOR VESSEL PRESSURE.

P.O. NO: M-001

FUNCTION: TRANSMITS RPV PRESSURE SIGNAL TP PIS-42-1N690N FOR CORE SPRAY (A) INITIATION, LOCA AND ALL LINE BREAKS.

SUBMERGENCE: N/A

CHEMICAL SPRAY: N/A

PARAMETER	ENVIRONMENT		DOCUMENTATION REFERENCE		QUALIFICATION	OUTSTANDING ITEMS	INTERFACES:
	SPECIFICATION	QUALIFICATION	SPECIFICATION	QUALIFICATION	METHOD		
OPERATING TIME	1 HOUR	27 HRS.	78	800	TEST		
TEMPERATURE (F)	115	212	85	800	TEST		MAINTENANCE REQUIREMENTS: REF. 800; SECT. 4.
PRESSURE (PSIA)	14.7	14.7	85	800	TEST		
RELATIVE HUMIDITY (%)	90	100	85	800	TEST		
RADIATION	1.35 E5	2.00 E6	85	800	TEST		REMARKS:
AGING	40 YRS.	9 YRS.	N/A	800	ANALYSIS		

DEFICIENCY RESOLUTION:

PREPARED BY: DJT DATE: 01/09/84 REVISION DATE: 01/09/84

FACILITY: LGS UNIT: 1 DOCKET: 50-352 EQRR: P148

REVIEWED BY: WJB DATE: 01/09/84

SYSTEM: NUCLEAR BOILER VESSEL INSTRUMENTATION

ACCY: SPEC: +/- 15 PSIG
DEMON: +/- 0.42% FS
REF: 800

LOCATION: ROOM 402

PLANT ID: PT-42-1N090P

RACK/PANEL: 10C027

COMPONENT: PRESSURE TRANSMITTER
ASSOC COMP: N/A
ASSOC COMP: N/A

MODEL NO.: 1151GP9A22T0003P8
ASSOC M/N: N/A
ASSOC M/N: N/A

ASSOC. DWG: LOC: M-0726
P&ID: M-42
PPD: 163C1564P912203
CCP: 22,92
MPL: B21-N090P

MANUFACTU: ROSEMOUNT
ASSOC MANF: N/A
ASSOC MANF: N/A

SERIAL NO: 59820
ASSOC S/N: N/A
ASSOC S/N: N/A

SERVICE: REACTOR VESSEL PRESSURE.

P.O. NO: M-001

FUNCTION: TRANSMITS RPV PRESSURE SIGNAL TO PIS-42-1N690P FOR CORE SPRAY (B) INITIATION, LOCA AND ALL LINE BREAKS.

SUBMERGENCE: N/A

CHEMICAL SPRAY: N/A

PARAMETER	ENVIRONMENT		DOCUMENTATION REFERENCE		QUALIFICATION	OUTSTANDING ITEMS	INTERFACES:
	SPECIFICATION	QUALIFICATION	SPECIFICATION	QUALIFICATION	METHOD		
OPERATING TIME	1 HOUR	27 HRS.	78	800	TEST		
TEMPERATURE (F)	115	212	85	800	TEST		MAINTENANCE REQUIREMENTS: REF. 800; SECT. 4.
PRESSURE (PSIA)	14.7	14.7	85	800	TEST		
RELATIVE HUMIDITY (%)	90	100	85	800	TEST		
RADIATION	1.35 E5	2.00 E6	85	800	TEST		REMARKS:
AGING	40 YRS.	9 YRS.	N/A	800	ANALYSIS		

DEFICIENCY RESOLUTION:

PREPARED BY: DJT DATE: 01/30/84 REVISION DATE: 01/30/84

FACILITY: LGS UNIT: 1 DOCKET: 50-352 EQRR: P1D9

REVIEWED BY: WJB DATE: 02/07/84

SYSTEM: NUCLEAR BOILER VESSEL INSTRUMENTATION

ACCY: SPEC: +/- 0.5% FS
DENON: +/- 0.42% FS
REF: N/A

LOCATION: ROOM 402

PLANT ID: PT-42-1N094A

RACK/PANEL: 10C004

COMPONENT: PRESSURE TRANSMITTER
ASSOC COMP: N/A
ASSOC COMP: N/A

MODEL NO.: 1151GP5A22MBGE3
ASSOC M/N: N/A
ASSOC M/N: N/A

ASSOC. DWG: LOC: M-0708
P&ID: M-42
PPD: 163C1561P512203
CCP: 22,94
MPL: B21-N094A

MANUFACTU: ROSEMOUNT
ASSOC MANF: N/A
ASSOC MANF: N/A

SERIAL NO: 48566
ASSOC S/N: N/A
ASSOC S/N: N/A

SERVICE: DRYWELL PRESSURE

P.O. NO: M-001

FUNCTION: TRANSMITS DRYWELL PRESSURE SIGNAL TO PIS-42-1N694A FOR CORE SPRAY (A) RHR (A), ADS (A), AND RCIC INITIATION, LOCA.

SUBMERGENCE: N/A

CHEMICAL SPRAY: N/A

PARAMETER	ENVIRONMENT		DOCUMENTATION REFERENCE		QUALIFICATION	OUTSTANDING ITEMS	INTERFACES:
	SPECIFICATION	QUALIFICATION	SPECIFICATION	QUALIFICATION	METHOD		
OPERATING TIME	1 HR.	27 HRS.	78	800	TEST		
TEMPERATURE (F)	115	212	85	800	TEST		MAINTENANCE REQUIREMENTS: REF. 800; SECT. 4.
PRESSURE (PSIA)	14.7	14.7	85	800	TEST		
RELATIVE HUMIDITY (%)	90	90	85	800	TEST		
RADIATION	1.35 E5	2.00 E6	85	800	TEST		REMARKS:
AGING	40 YRS.	9 YRS.	N/A	800	ANALYSIS		

DEFICIENCY RESOLUTION:

PREPARED BY: DJT DATE: 01/09/84 REVISION DATE: 01/09/84

FACILITY: LGS UNIT: 1 DOCKET: 50-352 EQRR: P149

REVIEWED BY: WJB DATE: 01/09/84

SYSTEM: NUCLEAR BOILER VESSEL INSTRUMENTATION

ACCY: SPEC: +/- 0.5% FS
DEMON: +/- 0.42% FS
REF: 800

LOCATION: ROOM 402

PLANT ID: PT-42-1N094B

RACK/PANEL: 10C027

COMPONENT: PRESSURE TRANSMITTER
ASSOC COMP: N/A
ASSOC COMP: N/A

MODEL NO.: ?151GP5A22M8GE3
ASSOC M/N: N/A
ASSOC M/N: N/A

ASSOC. DWG: LOC: M-0726
P&ID: M-42
PFD: 163C1561P512203
CCP: 22,94
MPL: B21-N094B

MANUFACTU: ROSEMOUNT
ASSOC MANF: N/A
ASSOC MANF: N/A

SERIAL NO: 48407
ASSOC S/N: N/A
ASSOC S/N: N/A

SERVICE: DRYWELL PRESSURE

P.O. NO: M-001

FUNCTION: TRANSMITS DRYWELL PRESSURE SIGNAL TO PIS-42-1N694B FOR CORE SPRAY (B), RHR (B), AND HPCI INITIATION, LOCA.

SUBMERGENCE: N/A

CHEMICAL SPRAY: N/A

PARAMETER	ENVIRONMENT		DOCUMENTATION REFERENCE		QUALIFICATION	OUTSTANDING ITEMS	INTERFACES:
	SPECIFICATION	QUALIFICATION	SPECIFICATION	QUALIFICATION	METHOD		
OPERATING TIME	1 HR.	27 HRS.	78	800	TEST		
TEMPERATURE (F)	115	212	85	800	TEST		MAINTENANCE REQUIREMENTS: REF. 800; SECT. 4.
PRESSURE (PSIA)	14.7	14.7	85	800	TEST		
RELATIVE HUMIDITY (%)	90	100	85	800	TEST		
RADIATION	1.35 E5	2.00 E6	85	800	TEST		REMARKS:
AGING	40 YRS.	9 YRS.	N/A	800	ANALYSIS		

DEFICIENCY RESOLUTION:

PREPARED BY: DJT DATE: 01/09/84 REVISION DATE: 01/09/84

FACILITY: LGS UNIT: 1 DOCKET: 50-352 EQRR: P1E1

REVIEWED BY: WJB DATE: 01/09/84

SYSTEM: NUCLEAR BOILER VESSEL INSTRUMENTATION

ACCY: SPEC: +/- 0.5% FS
DEMON: +/- 0.42% FS
REF: 800

LOCATION: ROOM 402

PLANT ID: PT-42-1N094C

RACK/PANEL: 10C005

COMPONENT: PRESSURE TRANSMITTER
ASSOC COMP: N/A
ASSOC COMP: N/A

MODEL NO.: 1151GP5A22MBGE3
ASSOC M/N: N/A
ASSOC M/N: N/A

ASSOC. DWG: LOC: M-0720
P&ID: M-42
PFD: 163C1561P512203
CCP: 22,95
NPL: B21-N094C

MANUFACTU: ROSEMOUNT
ASSOC MANF: N/A
ASSOC MANF: N/A

SERIAL NO: 48401
ASSOC S/N: N/A
ASSOC S/N: N/A

SERVICE: DRYWELL PRESSURE.

P.O. NO: M-001

FUNCTION: TRANSMITS DRYWELL PRESSURE SIGNAL TP PIS-42-1N694C FOR CORE SPRAY (C), RHR (C), ADS (C), AND RCIC INITIATION, LOCA.

SUBMERGENCE: N/A

CHEMICAL SPRAY: N/A

PARAMETER	ENVIRONMENT		DOCUMENTATION REFERENCE		QUALIFICATION	OUTSTANDING ITEMS	INTERFACES:
	SPECIFICATION	QUALIFICATION	SPECIFICATION	QUALIFICATION	METHOD		
OPERATING TIME	1 HR.	27 HRS.	78	800	TEST		
TEMPERATURE (F)	115	212	85	800	TEST		MAINTENANCE REQUIREMENTS: REF. 800; SECT. 4.
PRESSURE (PSIA)	14.7	14.7	85	800	TEST		
RELATIVE HUMIDITY (%)	90	100	85	800	TEST		
RADIATION	1.35 E5	2.00 E6	85	800	TEST		REMARKS:
AGING	40 YRS.	9 YRS.	N/A	800	ANALYSIS		

DEFICIENCY RESOLUTION:

PREPARED BY: DJT DATE: 01/09/84 REVISION DATE: 01/09/84

FACILITY: LGS UNIT: 1 DOCKET: 50-352 EQRR: P151

REVIEWED BY: WJB DATE: 01/09/84

SYSTEM: NUCLEAR BOILER VESSEL INSTRUMENTATION

ACCY: SPEC: +/- 0.5% FS
DEMON: +/- 0.42% FS
REF: 800

LOCATION: ROOM 402

PLANT ID: PT-42-1N094D

RACK/PANEL: 10C206

COMPONENT: PRESSURE TRANSMITTER
ASSOC COMP: N/A
ASSOC COMP: N/A

MODEL NO.: 1151GP5A22MBGE3
ASSOC M/N: N/A
ASSOC M/N: N/A

ASSOC. DWG: LOC: M-0726
P&ID: M-42
PPD: 163C1561P512203

MANUFACTU: ROSEMOUNT
ASSOC MANF: N/A
ASSOC MANF: N/A

SERIAL NO: N/A
ASSOC S/N: N/A
ASSOC S/N: N/A

CCP: 22,95
MPL: B21-N094D

SERVICE: DRYWELL PRESSURE.

P.O. NO: M-001

FUNCTION: TRANSMITS DRYWELL PRESSURE SIGNAL TP PIS-42-1N694D FOR CORE SPRAY (D), RHR (D), AND HPCI INITIATION, LOCA.

SUBMERGENCE: N/A

CHEMICAL SPRAY: N/A

PARAMETER	ENVIRONMENT		DOCUMENTATION REFERENCE		QUALIFICATION	OUTSTANDING ITEMS	INTERFACES:
	SPECIFICATION	QUALIFICATION	SPECIFICATION	QUALIFICATION	METHOD		
OPERATING TIME	1 HR.	27 HRS.	78	800	TEST		
TEMPERATURE (F)	115	212	85	800	TEST		MAINTENANCE REQUIREMENTS: REF. 800; SECT. 4.
PRESSURE (PSIA)	14.7	14.7	85	800	TEST		
RELATIVE HUMIDITY (%)	90	100	85	800	TEST		
RADIATION	1.35 E5	2.00 E6	85	800	TEST		REMARKS:
AGING	40 YRS.	9 YRS.	N/A	800	ANALYSIS		

DEFICIENCY RESOLUTION:

FACILITY: LGS UNIT: 1 DOCKET: 50-352 EQRR: P152

PREPARED BY: DJT DATE: 01/09/84 REVISION DATE: 01/09/84

REVIEWED BY: WJB DATE: 01/09/84

SYSTEM: NUCLEAR BOILER VESSEL INSTRUMENTATION

ACCY: SPEC: +/- 0.5% FS
DEMON: +/- 0.42% FS
REF: 800

LOCATION: ROOM 402

PLANT ID: PT-42-1N094E

RACK/PANEL: 10C004

COMPONENT: PRESSURE TRANSMITTER
ASSOC COMP: N/A
ASSOC COMP: N/A

MODEL NO.: 1151GP5A22M5GE3
ASSOC M/N: N/A
ASSOC M/N: N/A

ASSOC. DWG: LOC: M-0708
P&ID: M-42
PPD: 163C1561P512203
CCP: 22,94
MPL: B21-N094E

MANUFACTU: ROSEMOUNT
ASSOC MANF: N/A
ASSOC MANF: N/A

SERIAL NO: 48567
ASSOC S/N: N/A
ASSOC S/N: N/A

SERVICE: DRYWELL PRESSURE

P.O. NO: M-001

FUNCTION: TRANSMITS DRYWELL PRESSURE SIGNAL TO PIS-42-1N694E FOR CORE SPRAY (A), RHR (A), ADS (A), AND RCIC INITIATION, LOCA.

SUBMERGENCE: N/A

CHEMICAL SPRAY: N/A

PARAMETER	ENVIRONMENT		DOCUMENTATION REFERENCE		QUALIFICATION	OUTSTANDING ITEMS	INTERFACES:
	SPECIFICATION	QUALIFICATION	SPECIFICATION	QUALIFICATION	METHOD		
OPERATING TIME	1 HR.	27 HRS.	78	800	TEST		
TEMPERATURE (F)	115	212	85	800	TEST		MAINTENANCE REQUIREMENTS: REF. 800; SECT. 4.
PRESSURE (PSIA)	14.7	14.7	85	800	TEST		
RELATIVE HUMIDITY (%)	90	100	85	800	TEST		
RADIATION	1.35 E5	2.00 E6	85	800	TEST		REMARKS:
AGING	40 YRS.	9 YRS.	N/A	800	ANALYSIS		

DEFICIENCY RESOLUTION:

FACILITY: LGS UNIT: 1 DOCKET: 50-352 EQRR: P153

PREPARED BY: DJT DATE: 01/09/84 REVISION DATE: 01/09/84

REVIEWED BY: WJB DATE: 01/09/84

SYSTEM: NUCLEAR BOILER VESSEL INSTRUMENTATION

PLANT ID: PT-42-1N094F

COMPONENT: PRESSURE TRANSMITTER
ASSOC COMP: N/A
ASSOC COMP: N/A

MANUFACTU: ROSEMOUNT
ASSOC MANF: N/A
ASSOC MANF: N/A

SERVICE: DRYWELL PRESSURE

FUNCTION: TRANSMITS DRYWELL PRESSURE SIGNAL TO PIS-42-1N694F FOR CORE SPRAY (B), RHR (B), AND HPCI INITIATION, LOCA.

ACCY: SPEC: +/- 0.5% FS
DEMON: +/- 0.42% FS
REF: 800

MODEL NO.: 1151GP5A22M8GE3
ASSOC M/N: N/A
ASSOC M/N: N/A

SERIAL NO: 48403
ASSOC S/N: N/A
ASSOC S/N: N/A

LOCATION: ROOM 402

RACK/PANEL: 10C027

ASSOC. DWG: LOC: M-0726
P&ID: M-42
PED: 163C1561P512203
CCP: 22,94
MPL: B21-N094F

P.O. NO: M-001

SUBMERGENCE: N/A

CHEMICAL SPRAY: N/A

PARAMETER	ENVIRONMENT		DOCUMENTATION REFERENCE		QUALIFICATION	OUTSTANDING ITEMS	INTERFACES:
	SPECIFICATION	QUALIFICATION	SPECIFICATION	QUALIFICATION	METHOD		
OPERATING TIME	1 HR.	27 HRS.	78	800	TEST		
TEMPERATURE (F)	115	212	85	800	TEST		MAINTENANCE REQUIREMENTS: REF. 800; SECT. 4.
PRESSURE (PSIA)	14.7	14.7	85	800	TEST		
RELATIVE HUMIDITY (%)	90	100	85	800	TEST		
RADIATION	1.35 E5	2.00 E6	85	800	TEST		REMARKS:
AGING	40 YRS.	9 YRS.	N/A	800	ANALYSIS		

DEFICIENCY RESOLUTION:

PREPARED BY: DJT DATE: 01/09/84 REVISION DATE: 01/09/84

FACILITY: LGS UNIT: 1 DOCKET: 50-352 ECRR: P154

REVIEWED BY: WJB DATE: 01/09/84

SYSTEM: NUCLEAR BOILER VESSEL INSTRUMENTATION

ACCY: SPEC: +/- 0.5% FS
DEMON: +/- 0.42% FS
REF: 800

LOCATION: ROOM 402

PLANT ID: PT-42-1N094G

RACK/PANEL: 10C005

COMPONENT: PRESSURE TRANSMITTER
ASSOC COMP: N/A
ASSOC COMP: N/A

MODEL NO.: 1151GP5A22M8GE3
ASSOC M/N: N/A
ASSOC M/N: N/A

ASSOC. DWG: LOC: M-0720
P&ID: M-42
PPD: 163C1561P512203

MANUFACTU: ROSEMOUNT
ASSOC MANF: N/A
ASSOC MANF: N/A

SERIAL NO: 48402
ASSOC S/N: N/A
ASSOC S/N: N/A

CCP: 22,95
MPL: B21-N094G

SERVICE: DRYWELL PRESSURE.

P.O. NO: M-001

FUNCTION: TRANSMITS DRYWELL PRESSURE SIGNAL TO PIS-42-1N694G FOR CORE SPRAY (C), RHR (C), ADS (C), AND RCIC INITIATION, LOCA.

SUBMERGENCE: N/A

CHEMICAL SPRAY: N/A

PARAMETER	ENVIRONMENT		DOCUMENTATION REFERENCE		QUALIFICATION	OUTSTANDING ITEMS	INTERFACES:
	SPECIFICATION	QUALIFICATION	SPECIFICATION	QUALIFICATION	METHOD		
OPERATING TIME	1 HR.	27 HRS.	78	800	TEST		
TEMPERATURE (F)	115	212	85	800	TEST		MAINTENANCE REQUIREMENTS: REF. 800; SECT. 4.
PRESSURE (PSIA)	14.7	14.7	85	800	TEST		
RELATIVE HUMIDITY (%)	90	100	85	800	TEST		
RADIATION	1.35 E5	2.00 E6	85	800	TEST		REMARKS:
AGING	40 YRS.	9 YRS.	N/A	800	ANALYSIS		

DEFICIENCY RESOLUTION:

PREPARED BY: DJT DATE: 01/09/84 REVISION DATE: 01/09/84

FACILITY: LGS UNIT: 1 DOCKET: 50-352 EQPR: P155

REVIEWED BY: WJB DATE: 01/09/84

SYSTEM: NUCLEAR BOILER VESSEL INSTRUMENTATION

PLANT ID: PT-42-1N094H

COMPONENT: PRESSURE TRANSMITTER
ASSOC COMP: N/A
ASSOC COMP: N/A

MANUFACTU: ROSEMOUNT
ASSOC MANF: N/A
ASSOC MANF: N/A

SERVICE: DRYWELL PRESSURE.

FUNCTION: TRANSMITS DRYWELL PRESSURE SIGNAL TO PIS-42-1N694H FOR CORE SPRAY (D), RHR (D), AND HPCI INITIATION, LOCA.

ACCY: SPEC: +/- 0.5% FS
DEMON: +/- 0.42% FS
REF: 800

MODEL NO.: 1151GP5A22M8GE3
ASSOC M/N: N/A
ASSOC M/N: N/A

SERIAL NO: 48405
ASSOC S/N: N/A
ASSOC S/N: N/A

LOCATION: ROOM 402

RACK/PANEL: 10C026

ASSOC. DWG: LOC: M-0726
P&ID: M-42
PFD: 163C1561PS17203
CCP: 22,95
MPL: B21-N094H

P.O. NO: M-001

SUBMERGENCE: N/A

CHEMICAL SPRAY: N/A

PARAMETER	ENVIRONMENT		DOCUMENTATION REFERENCE		QUALIFICATION	OUTSTANDING ITEMS	INTERFACES:
	SPECIFICATION	QUALIFICATION	SPECIFICATION	QUALIFICATION	METHOD		
OPERATING TIME	1 HR.	27 HRS.	78	800	TEST		
TEMPERATURE (F)	115	212	85	800	TEST		MAINTENANCE REQUIREMENTS: REF. 800; SECT. 4.
PRESSURE (PSIA)	14.7	14.7	85	800	TEST		
RELATIVE HUMIDITY (%)	90	100	85	800	TEST		
RADIATION	1.35 E5	2.00 E6	85	800	TEST		REMARKS:
AGING	40 YRS.	9 YRS.	N/A	800	ANALYSIS		

DEFICIENCY RESOLUTION:

PREPARED BY: DJT DATE: 03/06/84 REVISION DATE: 03/06/84

FACILITY: LGS UNIT: 1 DOCKET: 50-352 EQRR: P1E2

REVIEWED BY: WJB DATE: 04/12/84

SYSTEM: NUCLEAR BOILER VESSEL INSTRUMENTATION

PLANT ID: PT-42-1N403A

ACCY: SPEC: +/-15 PSI W/TU
DEMON: +/- 0.42% FS
REF: 800

LOCATION: ROOM 402

RACK/PANEL: 10C004

COMPONENT: PRESSURE TRANSMITTER
ASSOC COMP: N/A
ASSOC COMP: N/A

MODEL NO.: 1151
ASSOC M/N: N/A
ASSOC M/N: N/A

ASSOC. DWG: LOC: M-0708
P&ID: M-42

MANUFACTU: ROSEMOUNT
ASSOC MANF: N/A
ASSOC MANF: N/A

SERIAL NO: N/A
ASSOC S/N: N/A
ASSOC S/N: N/A

MPL: B21-N403A
CCP: 22,98

SERVICE: REACTOR PRESSURE RECIRCULATION PUMP TRIP.

P.O. NO: M-001

FUNCTION: TRANSMITS RPV PRESSURE SIGNAL TO REDUNDANT REACTIVITY CONTROL SYSTEM, ATWS.

SUBMERGENCE: N/A

CHEMICAL SPRAY: N/A

PARAMETER	ENVIRONMENT		DOCUMENTATION REFERENCE		QUALIFICATION	OUTSTANDING ITEMS	INTERFACES:
	SPECIFICATION	QUALIFICATION	SPECIFICATION	QUALIFICATION	METHOD		
OPERATING TIME	1 HR.	27 HRS.	78	800	TEST		
TEMPERATURE (F)	115	212	85	800	TEST		MAINTENANCE REQUIREMENTS: REF. 800; SECT. 4.
PRESSURE (PSIA)	14.7	14.7	85	800	TEST		
RELATIVE HUMIDITY (%)	90	100	85	800	TEST		
RADIATION	1.35 E5	2.00 E6	85	800	TEST		REMARKS:
AGING	40 YRS.	9 YRS.	N/A	800	ANALYSIS		

DEFICIENCY RESOLUTION:

PREPARED BY: DJT DATE: 03/06/84 REVISION DATE: 03/06/84

FACILITY: LGS UNIT: 1 DOCKET: 50-352 EQRR: P1E3

REVIEWED BY: WJB DATE: 04/12/84

SYSTEM: NUCLEAR BOILER VESSEL INSTRUMENTATION

ACCY: SPEC: +/-15 PSI W/TU
DEMON: +/- 0.42% FS
REF: 800

LOCATION: ROOM 402

PLANT ID: PT-42-1N403B

RACK/PANEL: 10C027

COMPONENT: PRESSURE TRANSMITTER
ASSOC COMP: N/A
ASSOC COMP: N/A

MODEL NO.: 1151
ASSOC M/N: N/A
ASSOC M/N: N/A

ASSOC. DWG: LOC: M-0726
P&ID: M-42

MANUFACTU: ROSEMOUNT
ASSOC MANF: N/A
ASSOC MANF: N/A

SERIAL NO: N/A
ASSOC S/N: N/A
ASSOC S/N: N/A

MPL: B21-N403B
CCP: 22,98

SERVICE: REACTOR PRESSURE RECIR-
CULATION PUMP TRIP.

P.O. NO: 1-001

FUNCTION: TRANSMITS RPV PRESSURE SIGNAL TO REDUNDENT
REACTIVITY CONTROL SYSTEM, ATWS.

SUBMERGENCE: N/A

CHEMICAL SPRAY: N/A

PARAMETER	ENVIRONMENT		DOCUMENTATION REFERENCE		QUALIFICATION	OUTSTANDING ITEMS	INTERFACES:
	SPECIFICATION	QUALIFICATION	SPECIFICATION	QUALIFICATION	METHOD		
OPERATING TIME	1 HR.	27 HRS.	78	800	TEST		
TEMPERATURE (F)	115	212	85	800	TEST		MAINTENANCE REQUIREMENTS: REF. 800; SECT. 4.
PRESSURE (PSIA)	14.7	14.7	85	800	TEST		
RELATIVE HUMIDITY (%)	90	100	85	800	TEST		
RADIATION	1.35 E5	2.00 E6	85	800	TEST		REMARKS:
AGING	40 YRS.	9 YRS.	N/A	800	ANALYSIS		

DEFICIENCY RESOLUTION:

FACILITY: LGS UNIT: 1 DOCKET: 50-352 EQRR: P1E4

PREPARED BY: DJT DATE: 03/06/84 REVISION DATE: 03/06/84

REVIEWED BY: WJB DATE: 04/12/84

SYSTEM: NUCLEAR BOILER VESSEL INSTRUMENTATION

ACCY: SPEC: +/-15 PSI W/TU
DEMON: +/- 0.42% FS
REF: 800

LOCATION: ROOM 402

PLANT ID: PT-42-1N403E

RACK/PANEL: 10C004

COMPONENT: PRESSURE TRANSMITTER
ASSOC COMP: N/A
ASSOC COMP: N/A

MODEL NO.: 1151
ASSOC M/N: N/A
ASSOC M/N: N/A

ASSOC. DWG: LOC: M-0708
P&ID: M-42

MANUFACTU: ROSEMOUNT
ASSOC MANF: N/A
ASSOC MANF: N/A

SERIAL NO: N/A
ASSOC S/N: N/A
ASSOC S/N: N/A

MPL: B21-N403E
CCP: 22,98

SERVICE: REACTOR PRESSURE RECIR-
CULATION PUMP TRIP.

P.O. NO: M-001

FUNCTION: TRANSMITS RPV PRESSURE SIGNAL TO REDUNDANT REACTIVITY CONTROL SYSTEM, ATWS.

SUBMERGENCE: N/A

CHEMICAL SPRAY: N/A

PARAMETER	ENVIRONMENT		DOCUMENTATION REFERENCE		QUALIFICATION	OUTSTANDING ITEMS	INTERFACES:
	SPECIFICATION	QUALIFICATION	SPECIFICATION	QUALIFICATION	METHOD		
OPERATING TIME	1 HR.	27 HRS.	78	800	TEST		
TEMPERATURE (F)	115	212	85	800	TEST		MAINTENANCE REQUIREMENTS: REF. 800; SECT. 4.
PRESSURE (PSIA)	14.7	14.7	85	800	TEST		
RELATIVE HUMIDITY (%)	90	100	85	800	TEST		
RADIATION	1.35 E5	2.00 E6	85	800	TEST		REMARKS:
AGING	40 YRS.	9 YRS.	N/A	800	ANALYSIS		

DEFICIENCY RESOLUTION:

PREPARED BY: DJT DATE: 03/06/84 REVISION DATE: 03/06/84

FACILITY: LGS UNIT: 1 DOCKET: 50-352 EQRR: P1E5

REVIEWED BY: WJB DATE: 04/12/84

SYSTEM: NUCLEAR BOILER VESSEL INSTRUMENTATION

ACCY: SPEC: +/-15 PSI W/TU
DEMON: +/- 0.42% FS
REF: 800

LOCATION: ROOM 402

PLANT ID: PT-42-1N403F

RACK/PANEL: 10C027

COMPONENT: PRESSURE TRANSMITTER
ASSOC COMP: N/A
ASSOC COMP: N/A

MODEL NO.: 1151
ASSOC M/N: N/A
ASSOC M/N: N/A

ASSOC. DWG: LOC: M-0726
P&ID: M-42

MANUFACTU: ROSEMOUNT
ASSOC MANF: N/A
ASSOC MANF: N/A

SERIAL NO: N/A
ASSOC S/N: N/A
ASSOC S/N: N/A

MPL: B21-N403F
CCP: 22,98

SERVICE: REACTOR PRESSURE RECIR-
CULATION PUMP TRIP.

P.O. NO: M-001

FUNCTION: TRANSMITS RPV PRESSURE SIGNAL TO REDUNDANT REACTIVITY CONTROL SYSTEM, ATWS.

SUBMERGENCE: N/A

CHEMICAL SPRAY: N/A

PARAMETER	ENVIRONMENT		DOCUMENTATION REFERENCE		QUALIFICATION	OUTSTANDING ITEMS	INTERFACES:
	SPECIFICATION	QUALIFICATION	SPECIFICATION	QUALIFICATION	METHOD		
OPERATING TIME	1 HR.	27 HRS.	78	800	TEST		
TEMPERATURE (F)	115	212	85	800	TEST		MAINTENANCE REQUIREMENTS: REF. 800; SECT. 4.
PRESSURE (PSIA)	14.7	14.7	85	800	TEST		
RELATIVE HUMIDITY (%)	90	100	85	800	TEST		
RADIATION	1.35 E5	2.00 E6	85	800	TEST		REMARKS:
AGING	40 YRS.	9 YRS.	N/A	800	ANALYSIS		

DEFICIENCY RESOLUTION:

PREPARED BY: FMV DATE: 03/08/84 REVISION DATE: 03/08/84

FACILITY: LGS UNIT: 1 DOCKET: 50-352 EQRR: 1

REVIEWED BY: WJB DATE: 03/08/84

SYSTEM: NUCLEAR BOILER VESSEL INSTRUMENTATION

ACCY: SPEC: +-0.5% OF SPAN
DEMON: +-0.11% OF SPAN
REF: 114;REP10826,SEC8.1,TBL3

LOCATION: ROOM 402

PLANT ID: PT-42-101

RACK/PANEL: N/A

COMPONENT: RESSURE TRANSMITTER
ASSOC COMP: N/A
ASSOC COMP: N/A

MODEL NO.: 1153 SERIES B
ASSOC M/N: N/A
ASSOC M/N: N/A

ASSOC. DWG: LOC: M-0708
P&ID: M-42

MANUFACTU: ROSEMOUNT
ASSOC MANF: N/A
ASSOC MANF: N/A

SERIAL NO: N/A
ASSOC S/N: N/A
ASSOC S/N: N/A

SERVICE: SUPPRESSION POOL ATMOSPHERE
PRESSURE INDICATION.

P.O. NO: M-206

FUNCTION: TRANSMITS SIGNAL TO PI-42-101 FOR CONTROL ROOM INDICATION.
REQUIRED FOR LOCA AND ALL HELBS FOR OPERATOR INFORMATION.

SUBMERGENCE: N/A

CHEMICAL SPRAY: N/A

PARAMETER	ENVIRONMENT		DOCUMENTATION REFERENCE		QUALIFICATION	OUTSTANDING ITEMS	INTERFACES:
	SPECIFICATION	QUALIFICATION	SPECIFICATION	QUALIFICATION	METHOD		CABLE: EQRR 22
OPERATING TIME	180 DAYS	180 DAYS	78	114	TEST & ANAL.		
TEMPERATURE (F)	120	318	85	114	TEST		MAINTENANCE REQUIREMENTS: REFERENCE 540,114
PRESSURE (PSIA)	14.7	87.7	85	114	TEST		
RELATIVE HUMIDITY (%)	90	100	85	114	TEST		
RADIATION	4.18 E6	2.44 E7	85	114	TEST		REMARKS:
AGING	40 YRS.	20 YRS.	N/A	114	TEST & ANAL.		

DEFICIENCY RESOLUTION:

PREPARED BY: FMV DATE: 03/08/84 REVISION DATE: 03/08/84

FACILITY: LGS UNIT: 1 DOCKET: 50-352 EQRR: 1

REVIEWED BY: WJB DATE: 03/08/84

SYSTEM: NUCLEAR BOILER VESSEL INSTRUMENTATION

ACCY: SPEC: +-0.50% OF SPAN
DEMON: +-0.11% OF SPAN
REF: 114;REP10826,SEC8.1,TBL3

LOCATION: ROOM 402

PLANT ID: PT-42-103A

RACK/PANEL: N/A
N/A

COMPONENT: PRESSURE TRANSMITTER

MODEL NO.: 1153 SERIES B

ASSOC COMP: N/A

ASSOC M/N: N/A

ASSOC. DWG: 8031-M-708
P&ID: M-42

ASSOC COMP: N/A

ASSOC M/N: N/A

MANUFACTU: ROSEMOUNT

SERIAL NO: N/A

ASSOC MANF: N/A

ASSOC S/N: N/A

ASSOC MANF: N/A

ASSOC S/N: N/A

SERVICE: PRESSURE RECORDER

P.O. NO: 8031-M-206

FUNCTION: TRANSMITS SIGNAL TO THE LEVEL/PRESSURE RECORDER XR-1R623A FOR CONTROL ROOM.

SUBMERGENCE: N/A

CHEMICAL SPRAY: N/A
N/A

PARAMETER	ENVIRONMENT		DOCUMENTATION REFERENCE		QUALIFICATION	OUTSTANDING ITEMS	INTERFACES: CABLE: EQRR 22
	SPECIFICATION	QUALIFICATION	SPECIFICATION	QUALIFICATION	METHOD		
OPERATING TIME	180 DAYS	180 DAYS	78	114	TEST & ANAL.		
TEMPERATURE (F)	120	318	85	114	TEST		MAINTENANCE REQUIREMENTS: REFERENCE 540,114
PRESSURE (PSIA)	14.7	87.7	85	114	TEST		
RELATIVE HUMIDITY (%)	90	100	85	114	TEST		
RADIATION	4.19 E6	2.44 E7	85	114	TEST		REMARKS:
AGING	40 YRS.	20 YRS.	N/A	114	TEST & ANAL.		

DEFICIENCY RESOLUTION:

PREPARED BY: FMV DATE: 03/08/84 REVISION DATE: 03/08/84

FACILITY: LGS UNIT: 1 DOCKET: 50-352 EQRR: 1

REVIEWED BY: WJB DATE: 03/08/84

SYSTEM: NUCLEAR BOILER VESSEL INSTRUMENTATION

ACCY: SPEC: +-0.50% OF SPAN
DEMON: +-0.11% OF SPAN
REF: 114;REP10826,SEC8.1,TBL3

LOCATION: ROOM 402

PLANT ID: PT-42-103B

RACK/PANEL: N/A
N/A

COMPONENT: PRESSURE TRANSMITTER
ASSOC COMP: N/A
ASSOC COMP: N/A

MODEL NO.: 1153 SERIES B
ASSOC M/N: N/A
ASSOC M/N: N/A

ASSOC. DWG: 8031-M-726
P&ID: M-42

MANUFACTU: ROSEMOUNT
ASSOC MANF: N/A
ASSOC MANF: N/A

SERIAL NO: N/A
ASSOC S/N: N/A
ASSOC S/N: N/A

SERVICE: PRESSURE RECORDER

P.O. NO: 8031-M-206

FUNCTION: TRANSMITS SIGNAL TO THE LEVEL/PRESSURE RECORDERXR-1R623B FOR CONTROL ROOM

SUBMERGENCE: N/A

CHEMICAL SPRAY: N/A
N/A

PARAMETER	ENVIRONMENT		DOCUMENTATION REFERENCE		QUALIFICATION	OUTSTANDING ITEMS	INTERFACES: CABLE: EQRR 22
	SPECIFICATION	QUALIFICATION	SPECIFICATION	QUALIFICATION	METHOD		
OPERATING TIME	180 DAYS	180 DAYS	78	114	TEST & ANAL.		
TEMPERATURE (F)	120	318	85	114	TEST		MAINTENANCE REQUIREMENTS: REFERENCE 540,114
PRESSURE (PSIA)	14.7	87.7	85	114	TEST		
RELATIVE HUMIDITY (%)	90	100	85	114	TEST		
RADIATION	4.19 E6	2.44 E7	85	114	TEST		REMARKS:
AGING	40 YRS.	20 YRS.	N/A	114	TEST & ANAL.		

DEFICIENCY RESOLUTION:

FACILITY: LGS UNIT: 1 DOCKET: 50-352 EQRR: 179

PREPARED BY: FMV DATE: 04/18/84 REVISION DATE: 04/18/84

REVIEWED BY: WJB DATE: 04/18/84

SYSTEM: NUCLEAR BOILER VESSEL INSTRUMENTATION

PLANT ID: TE-42-104A

COMPONENT: TEMPERATURE ELEMENT
ASSOC COMP: N/A
ASSOC COMP: N/A

MANUFACTU: WEED INSTRUMENT COMPANY
ASSOC MANF: N/A
ASSOC MANF: N/A

SERVICE: RPV (LT) REFERENCE LEG THERMOCOUPLE

FUNCTION: TO DETERMINE THE TEMPERATURE OF THE LIQUID IN THE LEVEL TRANSMITTER REFERENCE LEG.

ACCY: SPEC: +/- 0.75%
DEMON: +/- 0.64%
REF: 122, APP. C/P. C-20

MODEL NO.: T4B250U-120A
ASSOC M/N: N/A
ASSOC M/N: N/A

SERIAL NO: N/A
ASSOC S/N: N/A
ASSOC S/N: N/A

LOCATION: ZONE I

RACK/PANEL: N/A

ASSOC. DWG: LOC: M-0211
P&ID: M-42

P.O. NO: M-267

SUBMERGENCE: N/A

CHEMICAL SPRAY: YES

PARAMETER	ENVIRONMENT		DOCUMENTATION REFERENCE		QUALIFICATION	OUTSTANDING ITEMS	INTERFACES: CABLE: EQRR 22
	SPECIFICATION	QUALIFICATION	SPECIFICATION	QUALIFICATION	METHOD		
OPERATING TIME	180 DAYS	180 DAYS	27	122,175	TEST & ANAL.		
TEMPERATURE (F)	330	485	85	122,175	TEST & ANAL.		MAINTENANCE REQUIREMENTS: NONE
PRESSURE (PSIA)	58.7	84.7	85	122,175	TEST & ANAL.		
RELATIVE HUMIDITY (%)	100	100	85	122,175	TEST & ANAL.		
RADIATION	5.43 E7	3.03 E8	85	122,175	TEST & ANAL.		REMARKS:
AGING	40 YRS.	40 YRS.	N/A	122,175,601	TEST & ANAL.		

DEFICIENCY RESOLUTION:

PREPARED BY: FMV DATE: 04/18/84 REVISION DATE: 04/18/84

FACILITY: LGS UNIT: 1 DOCKET: 50-352 EQRR: 179

REVIEWED BY: WJB DATE: 04/18/84

SYSTEM: NUCLEAR BOILER VESSEL INSTRUMENTATION

ACCY: SPEC: +/- 0.75%
DEMON: +/- 0.64%
REF: 122, APP. C/P. C-20

LOCATION: ZONE I

PLANT ID: TE-42-104B

RACK/PANEL: N/A

COMPONENT: TEMPERATURE ELEMENT
ASSOC COMP: N/A
ASSOC COMP: N/A

MODEL NO.: T4[illegible]50U-120A
ASSOC M/N: N/A
ASSOC M/N: N/A

ASSOC. DWG: LOC: M-223
P&ID: M-42

MANUFACTU: WEED INSTRUMENT COMPANY
ASSOC MANF: N/A
ASSOC MANF: N/A

SERIAL NO: N/A
ASSOC S/N: N/A
ASSOC S/N: N/A

SERVICE: RPV (LT) REFERENCE LEG THERMOCOUPLE

P.O. NO: M-267

FUNCTION: TO DETERMINE THE TEMPERATURE OF THE LIQUID IN THE LEVEL TRANSMITTER REFERENCE LEG.

SUBMERGENCE: N/A

CHEMICAL SPRAY: YES

PARAMETER	ENVIRONMENT		DOCUMENTATION REFERENCE		QUALIFICATION	OUTSTANDING ITEMS	INTERFACES: CABLE: EQRR 22
	SPECIFICATION	QUALIFICATION	SPECIFICATION	QUALIFICATION	METHOD		
OPERATING TIME	180 DAYS	180 DAYS	27	122,175	TEST & ANAL.		
TEMPERATURE (F)	330	485	85	122,175	TEST & ANAL.		MAINTENANCE REQUIREMENTS: NONE
PRESSURE (PSIA)	58.7	84.7	85	122,175	TEST & ANAL.		
RELATIVE HUMIDITY (%)	100	100	85	122,175	TEST & ANAL.		
RADIATION	5.43 E7	3.03 E8	85	122,175	TEST & ANAL.		REMARKS:
AGING	40 YRS.	40 YRS.	N/A	122,175,601	TEST & ANAL.		

DEFICIENCY RESOLUTION:

PREPARED BY: FMV DATE: 04/18/84 REVISION DATE: 04/18/84

FACILITY: LGS UNIT: 1 DOCKET: 50-352 EQRR: 179

REVIEWED BY: WJB DATE: 04/18/84

SYSTEM: NUCLEAR BOILER VESSEL INSTRUMENTATION

ACCY: SPEC: +/- 0.75%
DEMON: +/- 0.64%
REF: 122, APP. C/P. C-20

LOCATION: ZONE II

PLANT ID: TE-42-104C

RACK/PANEL: N/A

COMPONENT: TEMPERATURE ELEMENT
ASSOC COMP: N/A
ASSOC COMP: N/A

MODEL NO.: T4B250U-120A
ASSOC M/N: N/A
ASSOC M/N: N/A

ASSOC. DWG: LOC: M-0231
P&ID: M-42

MANUFACTU: WEED INSTRUMENT COMPANY
ASSOC MANF: N/A
ASSOC MANF: N/A

SERIAL NO: N/A
ASSOC S/N: N/A
ASSOC S/N: N/A

SERVICE: RPV (LT) REFERENCE LEG THERMOCOUPLE

P.O. NO: M-267

FUNCTION: TO DETERMINE THE TEMPERATURE OF THE LIQUID IN THE LEVEL TRANSMITTER REFERENCE LEG.

SUBMERGENCE: N/A

CHEMICAL SPRAY: YES

PARAMETER	ENVIRONMENT		DOCUMENTATION REFERENCE		QUALIFICATION	OUTSTANDING ITEMS	INTERFACES:
	SPECIFICATION	QUALIFICATION	SPECIFICATION	QUALIFICATION	METHOD		CABLE: EQRR 22
OPERATING TIME	180 DAYS	180 DAYS	27	122,175	TEST & ANAL.		
TEMPERATURE (F)	330	485	85	122,175	TEST & ANAL.		MAINTENANCE REQUIREMENTS: NONE
PRESSURE (PSIA)	58.7	84.7	85	122,175	TEST & ANAL.		
RELATIVE HUMIDITY (%)	100	100	85	122,175	TEST & ANAL.		
RADIATION	6.39 E7	3.03 E8	85	122,175	TEST & ANAL.		REMARKS:
AGING	40 YRS.	40 YRS.	N/A	122,175,601	TEST & ANAL.		

DEFICIENCY RESOLUTION:

PREPARED BY: FMV DATE: 04/18/84 REVISION DATE: 04/18/84

FACILITY: LGS UNIT: 1 DOCKET: 50-352 EQRR: 179

REVIEWED BY: WJB DATE: 04/18/84

SYSTEM: NUCLEAR BOILER VESSEL INSTRUMENTATION

ACCY: SPEC: +/- 0.75%
DEMON: +/- 0.64%
REF: 122, APP. C/P. C-20

LOCATION: ZONE II

PLANT ID: TE-42-104D

RACK/PANEL: N/A

COMPONENT: TEMPERATURE ELEMENT
ASSOC COMP: N/A
ASSOC COMP: N/A

MODEL NO.: T4B250U-120A
ASSOC M/N: N/A
ASSOC M/N: N/A

ASSOC. DWG: LOC: M-0231
P&ID: M-42

MANUFACTU: WEED INSTRUMENT COMPANY
ASSOC MANF: N/A
ASSOC MANF: N/A

SERIAL NO: N/A
ASSOC S/N: N/A
ASSOC S/N: N/A

SERVICE: RPV (LT) REFERENCE LEG THERMOCOUPLE

P.O. NO: M-267

FUNCTION: TO DETERMINE THE TEMPERATURE OF THE LIQUID IN THE LEVEL TRANSMITTER REFERENCE LEG.

SUBMERGENCE: N/A

CHEMICAL SPRAY: YES

PARAMETER	ENVIRONMENT		DOCUMENTATION REFERENCE		QUALIFICATION	OUTSTANDING ITEMS	INTERFACES: CABLE: EQRR 22
	SPECIFICATION	QUALIFICATION	SPECIFICATION	QUALIFICATION	METHOD		
OPERATING TIME	180 DAYS	180 DAYS	27	122,175	TEST & ANAL.		
TEMPERATURE (F)	330	485	85	122,175	TEST & ANAL.		MAINTENANCE REQUIREMENTS: NONE
PRESSURE (PSIA)	58.7	84.7	85	122,175	TEST & ANAL.		
RELATIVE HUMIDITY (%)	100	100	85	122,175	TEST & ANAL.		
RADIATION	6.39 E7	3.03 E8	85	122,175	TEST & ANAL.		REMARKS:
AGING	40 YRS.	40 YRS.	N/A	122,175,601	TEST & ANAL.		

DEFICIENCY RESOLUTION:

PREPARED BY: FMV DATE: 04/18/84 REVISION DATE: 04/18/84

FACILITY: LGS UNIT: 1 DOCKET: 50-352 EQRR: 179

REVIEWED BY: WJB DATE: 04/18/84

SYSTEM: NUCLEAR BOILER VESSEL INSTRUMENTATION

ACCY: SPEC: +/- 0.75%
DEMON: +/- 0.64%
REF: 122, APP. C/P. C-20

LOCATION: ZONE I

PLANT ID: TE-42-105

RACK/PANEL: N/A

COMPONENT: TEMPERATURE ELEMENT

MODEL NO.: T4B250U-120A

ASSOC COMP: N/A
ASSOC COMP: N/A

ASSOC M/N: N/A
ASSOC M/N: N/A

ASSOC. DWG: LOC: M-0232
P&ID: M-42

MANUFACTU: WEED INSTRUMENT COMPANY

SERIAL NO: N/A

ASSOC MANF: N/A
ASSOC MANF: N/A

ASSOC S/N: N/A
ASSOC S/N: N/A

SERVICE: RPV (LT) REFERENCE LEG THERMOCOUPLE

P.O. NO: M-267

FUNCTION: TO DETERMINE THE TEMPERATURE OF THE LIQUID IN THE LEVEL TRANSMITTER REFERENCE LEG.

SUBMERGENCE: N/A

CHEMICAL SPRAY: YES

PARAMETER	ENVIRONMENT		DOCUMENTATION REFERENCE		QUALIFICATION	OUTSTANDING ITEMS	INTERFACES:
	SPECIFICATION	QUALIFICATION	SPECIFICATION	QUALIFICATION	METHOD		CABLE: EQRR 22
OPERATING TIME	180 DAYS	180 DAYS	27	122,175	TEST & ANAL.		
TEMPERATURE (F)	330	485	85	122,175	TEST & ANAL.		MAINTENANCE REQUIREMENTS: NONE
PRESSURE (PSIA)	58.7	84.7	85	122,175	TEST & ANAL.		
RELATIVE HUMIDITY (Z)	100	100	85	122,175	TEST & ANAL.		
RADIATION	5.43 E7	3.03 E8	85	122,175	TEST & ANAL.		REMARKS:
AGING	40 YRS.	40 YRS.	N/A	122,175,601	TEST & ANAL.		

DEFICIENCY RESOLUTION:

PREPARED BY: BJT DATE: 01/30/84 REVISION DATE: 02/24/84

FACILITY: LGS UNIT: 1 DOCKET: 50-352 EQRR: F1E7

REVIEWED BY: WJB DATE: 04/12/84

SYSTEM: PLANT LEAK DETECTION

ACCY: SPEC: +/- 2% OF SPAN
DEMON: +/- 0.42% FS
REF: 800

LOCATION: ROOM 506C

PLANT ID: FT-44-1N036A

RACK/PANEL: LOC-000

COMPONENT: DIFFERENTIAL PRESSURE TRANSMITTER(FLOW)

MODEL NO.: 1151

ASSOC COMP: N/A

ASSOC M/N: N/A

ASSOC DWG: LOC: M-0727
P&ID: M-44
PFD: 163C1561PS12203
CCP: 29,12
MPL: G31

ASSOC COMP: N/A

ASSOC M/N: N/A

MANUFACTU: ROSEMOUNT

SERIAL NO:

ASSOC MANF: N/A

ASSOC S/N: N/A

ASSOC MANF: N/A

ASSOC S/N: N/A

SERVICE: REACTOR WATER CLEAN-UP INLET.

P.O. NO: M-001

FUNCTION: TRANSMITS SIGNAL TO FY-44-1K602A AND A1718 FOR PRIMARY CONTAINMENT ISOLATION. RWCU LINE BREAK.

SUBMERGENCE: N/A

CHEMICAL SPRAY: N/A

PARAMETER	ENVIRONMENT		DOCUMENTATION REFERENCE		QUALIFICATION	OUTSTANDING ITEMS	INTERFACES:
	SPECIFICATION	QUALIFICATION	SPECIFICATION	QUALIFICATION	METHOD		
OPERATING TIME	1 HR.	27 HRS.	78	800	TEST		
TEMPERATURE (F)	120	212	85	800	TEST		MAINTENANCE REQUIREMENTS: REF. 800; SECT. 4.
PRESSURE (PSIA)	14.7	14.7	85	800	TEST		
RELATIVE HUMIDITY (%)	90	90	85	800	TEST		
RADIATION	9.52 E4	2.00 E6	85	800	TEST		REMARKS:
AGING	40 YRS.	9 YRS.	N/A	800	ANALYSIS		

DEFICIENCY RESOLUTION:

FACILITY: LGS UNIT: 1 DOCKET: 50-352 EQRR: P178

PREPARED BY: DJT DATE: 01/09/84 REVISION DATE: 02/24/84

REVIEWED BY: WJB DATE: 04/12/84

SYSTEM: PLANT LEAK DETECTION

PLANT ID: FT-44-1N036D

COMPONENT: DIFFERENTIAL PRESSURE TRANSMITTER

ASSOC COMP: N/A

ASSOC COMP: N/A

MANUFACTU: ROSEMOUNT

ASSOC MANF: N/A

ASSOC MANF: N/A

SERVICE: REACTOR WATER CLEAN-UP INLET.

FUNCTION: PROVIDES SIGNAL TO FY-44-1F602D FOR PRIMARY CONTAINMENT ISOLATION. RWCU LINE BREAK.

ACCY: SPEC: +/- 2% OF SPAN
DEMON: +/- 0.42% FS
REF: 800

MODEL NO.: 1151

ASSOC M/N: N/A

ASSOC M/N: N/A

SERIAL NO: N/A

ASSOC S/N: N/A

ASSOC S/N: N/A

LOCATION: ROOM 506C

RACK/PANEL: LOC-000

ASSOC. DWG: LOC: M-0727
P&ID: M-44
PPD: 163C1561P512203
CCP: 29,
MPL: G31

P.O. NO: M-001

SUBMERGENCE: N/A

CHEMICAL SPRAY: N/A

PARAMETER	ENVIRONMENT		DOCUMENTATION REFERENCE		QUALIFICATION	OUTSTANDING ITEMS	INTERFACES:
	SPECIFICATION	QUALIFICATION	SPECIFICATION	QUALIFICATION	METHOD		
OPERATING TIME	1 HR.	27 HRS.	78	800	TEST		
TEMPERATURE (F)	120	212	85	800	TEST		MAINTENANCE REQUIREMENTS: REF. 800; SECT. 4.
PRESSURE (PSIA)	14.7	14.7	85	800	TEST		
RELATIVE HUMIDITY (%)	90	100	85	800	TEST		
RADIATION	9.52 E4	2.00 E6	85	800	TEST		REMARKS:
AGING	40 YRS.	9 YRS.	N/A	800	ANALYSIS		

DEFICIENCY RESOLUTION:

PREPARED BY: DJT DATE: 01/30/84 REVISION DATE: 02/24/84

FACILITY: LGS UNIT: 1 DOCKET: 50-352 EQRR: P1E8

REVIEWED BY: WJB DATE: 04/12/84

SYSTEM: PLANT LEAK DETECTION

PLANT ID: FT-44-1N041A

COMPONENT: DIFFERENTIAL PRESSURE TRANSMITTER(FLOW)
ASSOC COMP: N/A
ASSOC COMP: N/A

MANUFACTU: ROSEMOUNT
ASSOC MANF: N/A
ASSOC MANF: N/A

SERVICE: REACTOR WATER CLEAN-UP DISCHARGE.

FUNCTION: TRANSMITS SIGNAL TO FY-44-1K603A FOR PRIMARY CONTAINMENT ISOLATION. RWCU LINE BREAK.

ACCY: SPEC: +/- 2% OF SPAN
DEMON: +/- 0.42% FS
REF: 800

MODEL NO.: 1151DP5A22M8GE3
ASSOC M/N: N/A
ASSOC M/N: N/A

SERIAL NO: 43485
ASSOC S/N: N/A
ASSOC S/N: N/A

LOCATION: ROOM 506A

RACK/PANEL: 10C002

ASSOC. DWG: LOC: M-0709
P&ID: M-44
PFD: 163C1561P512203
CCP: 29,13
MPL: G31

P.O. NO: M-001

SUBMERGENCE: N/A

CHEMICAL SPRAY: N/A

PARAMETER	ENVIRONMENT		DOCUMENTATION REFERENCE		QUALIFICATION	OUTSTANDING ITEMS	INTERFACES:
	SPECIFICATION	QUALIFICATION	SPECIFICATION	QUALIFICATION	METHOD		
OPERATING TIME	1 HR.	27 HRS.	78	800	TEST		
TEMPERATURE (F)	120	212	85	800	TEST		MAINTENANCE REQUIREMENTS: REF. 800; SECT. 4.
PRESSURE (PSIA)	14.7	14.7	85	800	TEST		
RELATIVE HUMIDITY (%)	90	90	85	800	TEST		
RADIATION	8.85 E4	2.00 E6	85	800	TEST		REMARKS:
AGING	40 YRS.	9 YRS.	N/A	800	ANALYSIS		

DEFICIENCY RESOLUTION:

PREPARED BY: DJT DATE: 01/30/84 REVISION DATE: 02/24/84

FACILITY: LGS UNIT: 1 DOCKET: 50-352 EQRR: P1E9

REVIEWED BY: WJB DATE: 04/12/84

SYSTEM: PLANT LEAK DETECTION

PLANT ID: FT-44-1N041D

COMPONENT: DIFFERENTIAL PRESSURE TRANSMITTER(FLOW)
ASSOC COMP: N/A
ASSOC COMP: N/A

MANUFACTU: ROSEMOUNT
ASSOC MANF: N/A
ASSOC MANF: N/A

SERVICE: REACTOR WATER CLEN-UP DISCHARGE.

FUNCTION: TRANSMITS SIGNAL TO FY-44-1K603D FOR PRIMARY CONTAINMENT ISOLATION. RWCU LINE BREAK.

ACCY: SPEC: +/- 2% OF SPAN
DEMON: +/- 0.42% FS
REF: 800

MODEL NO.: 1151DP5A22MBGE3
ASSOC M/N: N/A
ASSOC M/N: N/A

SERIAL NO: 43513
ASSOC S/N: N/A
ASSOC S/N: N/A

LOCATION: ROOM 506A

RACK/PANEL: 10C002

ASSOC. DWG: LOC: M-0709
P&ID: M-44
PPD: 163C1561P512203
GEK: VOL. VI
CCP: 29,13
MPL: G31

P.O. NO: M-001

SUBMERGENCE: N/A

CHEMICAL SPRAY: N/A

PARAMETER	ENVIRONMENT		DOCUMENTATION REFERENCE		QUALIFICATION	OUTSTANDING ITEMS	INTERFACES:
	SPECIFICATION	QUALIFICATION	SPECIFICATION	QUALIFICATION	METHOD		
OPERATING TIME	1 HR.	27 HRS.	78	800	TEST		
TEMPERATURE (F)	120	212	85	800	TEST		MAINTENANCE REQUIREMENTS: REF. 800; SECT. 4.
PRESSURE (PSIA)	14.7	14.7	85	800	TEST		
RELATIVE HUMIDITY (%)	90	90	85	800	TEST		
RADIATION	8.85 E4	2.00 E6	85	800	TEST		REMARKS:
AGING	40 YRS.	9 YRS.	N/A	800	ANALYSIS		

DEFICIENCY RESOLUTION:

PREPARED BY: DJT DATE: 05/05/83 REVISION DATE: 02/24/84

FACILITY: LGS UNIT: 1 DOCKET: 50-352 EQRR: 118

REVIEWED BY: WJB DATE: 04/12/84

SYSTEM: PLANT LEAK DETECTION

ACCY: SPEC: N/A
DEMON: N/A
REF: N/A

LOCATION: PRI CONT/ZONE 2

PLANT ID: HV-44-1F001

RACK/PANEL: N/A

COMPONENT: MOTOR OPERATOR
ASSOC COMP: VALVE (X-14)
ASSOC COMP: N/A

MODEL NO.: SMB-2-60
ASSOC M/N: N/A
ASSOC M/N: N/A

ASSOC. DWG: LOC: M-0235
P&ID: M-44

MANUFACTU: LIMITORQUE
ASSOC MANF: ANCHOR - DARLING
ASSOC MANF: N/A

SERIAL NO: N/A
ASSOC S/N: N/A
ASSOC S/N: N/A

SERVICE: RWCU SUCTION LINE (INBOARD ISOLATION VALVE). NORMALLY OPEN.

P.O. NO: P-107A

FUNCTION: ISOLATES UPON SIGNALS FROM RWCU LINE BREAK, RV LOW WATER LEVEL, LEAK DETECTION SYSTEM, ACTUATION OF STANDBY LIQUID CONTROL SYSTEM, AND NONREGENERATIVE HEAT EXCHANGER HIGH OUTLET TEMPERATURE. REQUIRED FOR LOCA AND ALL HELBS INCLUDING RWCULB.

SUBMERGENCE: N/A

CHEMICAL SPRAY: YES

PARAMETER	ENVIRONMENT		DOCUMENTATION REFERENCE		QUALIFICATION	OUTSTANDING ITEMS	INTERFACES:
	SPECIFICATION	QUALIFICATION	SPECIFICATION	QUALIFICATION	METHOD		LUGS: EQRR 171 CABLE: EQRR 21 & 22 PLUG CONNECTORS: EQRR 44
OPERATING TIME	1 HR.	30 DAYS	52	55,58	TEST		
TEMPERATURE (F)	330	340	85	55,58	TEST		MAINTENANCE REQUIREMENTS:
PRESSURE (PSIA)	58.7	119.7	85	55,58	TEST		REFERENCE 130, PARA 5.0 AND APPENDIX B
RELATIVE HUMIDITY (%)	100	100	85	55,58	TEST		
RADIATION	2.27 E7	2.04 E8	85	55,58	TEST		REMARKS:
AGING	40 YRS.	32 YRS.	N/A	55,58,613	TEST & ANAL		

DEFICIENCY RESOLUTION:

PREPARED BY: RDC DATE: 05/05/83 REVISION DATE: 05/20/83

FACILITY: LGS UNIT: 1 DOCKET: 50-352 EQRR: 118

REVIEWED BY: FMV DATE: 05/20/83

SYSTEM: PLANT LEAK DETECTION

ACCY: SPEC: N/A
DEMON: N/A
REF: N/A

LOCATION: ROOM 522

PLANT ID: HV-44-1F004

RACK/PANEL: N/A

COMPONENT: MOTOR OPERATOR
ASSOC COMP: VALVE (X-14)
ASSOC COMP: N/A

MODEL NO.: SMB-2-60
ASSOC M/N: N/A
ASSOC M/N: N/A

ASSOC. DWG: LOC: M-0231
P&ID: M-44

MANUFACTU: LIMITORQUE
ASSOC MANF: ANCHOR - DARLING
ASSOC MANF: N/A

SERIAL NO: N/A
ASSOC S/N: N/A
ASSOC S/N: N/A

SERVICE: RWCU SUCTION LINE (OUTBOARD ISOLATION VALVE). NORMALLY OPEN.

P.O. NO: P-107A

FUNCTION: ISOLATES UPON SIGNALS FROM RWCU LINE BREAK, RV LOW WATER LEVEL, LEAK DETECTION SYSTEM, ACTUATION OF STANDBY LIQUID CONTROL SYSTEM, AND NONREGENERATIVE HEAT EXCHANGER HIGH OUTLET TEMPERATURE. REQUIRED FOR LOCA AND ALL HELBS INCLUDING RWCULB.

SUBMERGENCE: N/A

CHEMICAL SPRAY: N/A

PARAMETER	ENVIRONMENT		DOCUMENTATION REFERENCE		QUALIFICATION	OUTSTANDING ITEMS	INTERFACES:
	SPECIFICATION	QUALIFICATION	SPECIFICATION	QUALIFICATION	METHOD		LUGS: EQRR 171 CABLE: EQRR 21 & 22 PLUG CONNECTORS: EQRR 44
OPERATING TIME	1 HR.	30 DAYS	52	55,58	TEST		
TEMPERATURE (F)	210 (F)	340	85	55,58	TEST		MAINTENANCE REQUIREMENTS:
PRESSURE (PSIA)	17.4 (G)	119.7	85	55,58	TEST		REFERENCE 130, PARA 5.0 AND APPENDIX B
RELATIVE HUMIDITY (%)	100 (G)	100	85	55,58	TEST		
RADIATION	1.36 E6	2.04 E8	85	55,58	TEST		REMARKS:
AGING	40 YRS.	40 YRS.	N/A	55,58,614	TEST & ANAL		

DEFICIENCY RESOLUTION:

PREPARED BY: DJT DATE: 05/05/83 REVISION DATE: 02/24/84

FACILITY: LGS UNIT: 1 DOCKET: 50-352 EQRR: 100

REVIEWED BY: WJB DATE: 04/12/84

SYSTEM: PLANT LEAK DETECTION
ACCY: SPEC: N/A DEMON: N/A REF: N/A
LOCATION: PRI CONT/ZONE 4

PLANT ID: HV-44-1F100
RACK/PANEL: N/A

COMPONENT: MOTOR OPERATOR
MODEL NO.: SMB-0-25

ASSOC COMP: VALVE
ASSOC M/N: N/A
ASSOC M/N: N/A
ASSOC. DWG: LOC: M-323 P&ID: M-44

ASSOC COMP: N/A

MANUFACTU: LIMITORQUE
SERIAL NO: N/A

ASSOC MANF: VELAN
ASSOC S/N: N/A

ASSOC MANF: N/A
ASSOC S/N: N/A

SERVICE: VALVE THROTTLES FLOW BETWEEN RV BOTTOM DRAIN & RWCU DURING STARTUP AND HOT SHUTDOWN. NORMALLY CLOSED.

P.O. NO: P-107B

FUNCTION: PRESSURE BOUNDARY ONLY, NO ACTIVE S/R FUNCTION. FED FROM CLASS 1E POWER.

SUBMERGENCE: N/A.

CHEMICAL SPRAY: YES

PARAMETER	ENVIRONMENT		DOCUMENTATION REFERENCE		QUALIFICATION	OUTSTANDING ITEMS	INTERFACES:
	SPECIFICATION	QUALIFICATION	SPECIFICATION	QUALIFICATION	METHOD		LUGS: EQRR 171 CABLE: EQRR 21 & 22
OPERATING TIME	1 HR.	30 DAYS	506	55,58	TEST		
TEMPERATURE (F)	330	340	85	55,58	TEST		MAINTENANCE REQUIREMENTS:
PRESSURE (PSIA)	58.7	119.7	85	55,58	TEST		REFERENCE 130, PARA 5.0 AND APPENDIX B
RELATIVE HUMIDITY (%)	100	100	85	55,58	TEST		
RADIATION	2.27 E7	2.04 E8	85	55,58	TEST		REMARKS:
AGING	40 YRS.	32 YRS.	N/A	55,58,613	TEST & ANAL		

DEFICIENCY RESOLUTION:

PREPARED BY: DJT DATE: 03/07/84 REVISION DATE: 03/07/84

FACILITY: LGS UNIT: 1 DOCKET: 50-352 EQRR: P301

REVIEWED BY: WJB DATE: 04/12/84

SYSTEM: PLANT LEAK DETECTION

ACCY: SPEC: +/-10 DEG F W/TTS
DEMON: +/- 3 DEG F
REF: 802

LOCATION: ROOM 407

PLANT ID: TE-25-(41)-1N010A

RACK/PANEL: LOC-000

COMPONENT: TEMPERATURE ELEMENT
ASSOC COMP: N/A
ASSOC COMP: N/A

MODEL NO.: 02-9039
ASSOC M/N: N/A
ASSOC M/N: N/A

ASSOC. DWG: LOC: M-1035
P&ID: M-25
PPD: 145C3224P001
CCP: 33,32
MPL: B21-N010A

MANUFACTU: PYCO
ASSOC MANF: N/A
ASSOC MANF: N/A

SERIAL NO: 00243
ASSOC S/N: N/A
ASSOC S/N: N/A

SERVICE: MAIN STEAM LINE LEAK DETECTION.

P.O. NO: M-001

FUNCTION: SENSES TEMPERATURE AND TRANSMITS SIGNAL TO TTS-41-1N605A FOR MAIN STEAM LINE ISOLATION, MAIN STEAM LINE BREAK.

SUBMERGENCE: N/A

CHEMICAL SPRAY: N/A

PARAMETER	ENVIRONMENT		DOCUMENTATION REFERENCE		QUALIFICATION	OUTSTANDING ITEMS	INTERFACES:
	SPECIFICATION	QUALIFICATION	SPECIFICATION	QUALIFICATION	METHOD		
OPERATING TIME	32 SEC.	1 HR.	802	802	ANALYSIS		
TEMPERATURE (F)	311 (H)	375	85	802	ANALYSIS		MAINTENANCE REQUIREMENTS:
PRESSURE (PSIA)	24.6 (H)	N/A	85	802	ANALYSIS		
RELATIVE HUMIDITY (%)	100 (H)	100	85	802	TEST		
RADIATION	8.40 E5	2.00 E8	802	802	TEST		REMARKS:
AGING	40 YRS.	23.5 YRS.	N/A	802	ANALYSIS		

DEFICIENCY RESOLUTION:

PREPARED BY: DJT DATE: 03/07/84 REVISION DATE: 03/07/84

FACILITY: LGS UNIT: 1 DOCKET: 50-352 EQRR: P302

REVIEWED BY: WJB DATE: 04/12/84

SYSTEM: PLANT LEAK DETECTION

ACCY: SPEC: +/-10 DEG F W/TTS
DEMON: +/- 3 DEG. F
REF: 802

LOCATION: ROOM 407

PLANT ID: TE-25-(41)-1N010B

RACK/PANEL: LOC-000

COMPONENT: TEMPERATURE ELEMENT
ASSOC COMP: N/A
ASSOC COMP: N/A

MODEL NO.: 02-9039
ASSOC M/N: N/A
ASSOC M/N: N/A

ASSOC. DWG: LOC: M-1035
P&ID: M-25
PPD: 145C3224P001
CCP: 33,32
MPL: B21-N010B

MANUFACTU: PYCO
ASSOC MANF: N/A
ASSOC MANF: N/A

SERIAL NO: 00248
ASSOC S/N: N/A
ASSOC S/N: N/A

SERVICE: MAIN STEAM LINE LEAK DETECTION.

P.O. NO: M-001

FUNCTION: SENSES HIGH TEMPERATURE AND TRANSMITS SIGNAL TO TTS-41-1N605B FOR MAIN STEAM LINE ISOLATION, MSLB.

SUBMERGENCE: N/A

CHEMICAL SPRAY: N/A

PARAMETER	ENVIRONMENT		DOCUMENTATION REFERENCE		QUALIFICATION	OUTSTANDING ITEMS	INTERFACES:
	SPECIFICATION	QUALIFICATION	SPECIFICATION	QUALIFICATION	METHOD		
OPERATING TIME	32 SEC.	1 HR.	802	802	ANALYSIS		
TEMPERATURE (F)	311 (H)	375	85	802	ANALYSIS		MAINTENANCE REQUIREMENTS:
PRESSURE (PSIA)	24.6 (H)	N/A	85	802	ANALYSIS		
RELATIVE HUMIDITY (%)	100 (H)	100	85	802	TEST		
RADIATION	8.40 E5	2.0 E8	802	802	TEST		REMARKS:
AGING	40 YRS.	23.5 YRS.	N/A	802	ANALYSIS		

DEFICIENCY RESOLUTION:

PREPARED BY: DJT DATE: 03/07/84 REVISION DATE: 03/07/84

FACILITY: LGS UNIT: 1 DOCKET: 50-352 EQRR: P303

REVIEWED BY: WJB DATE: 04/12/84

SYSTEM: PLANT LEAK DETECTION

PLANT ID: TE-25-(41)-1N010C

COMPONENT: TEMPERATURE ELEMENT
ASSOC COMP: N/A
ASSOC COMP: N/A

MANUFACTU: PYCO
ASSOC MANF: N/A
ASSOC MANF: N/A

SERVICE: MAIN STEAM LINE LEAK DETECTION.

FUNCTION: SENSES HIGH TEMPERATURE AND TRANSMITS TO TTS-41-1N605C FOR MAIN STEAM LINE ISOLATION, MSLB.

ACCY: SPEC: +/-10 DEG F W/TTS
DEMON: +/- 3 DEG. F
REF: 802

MODEL NO.: 02-9039
ASSOC M/N: N/A
ASSOC M/N: N/A

SERIAL NO: 00240
ASSOC S/N: N/A
ASSOC S/N: N/A

LOCATION: ROOM 407

RACK/PANEL: LOC-000

ASSOC. DWG: LOC: M-1035
P&ID: M-25
PFD: 145C3224P001
CCP: 33,33
MPL: B21-N010C

P.O. NO: M-001

SUBMERGENCE: N/A

CHEMICAL SPRAY: N/A

PARAMETER	ENVIRONMENT		DOCUMENTATION REFERENCE		QUALIFICATION	OUTSTANDING ITEMS	INTERFACES:
	SPECIFICATION	QUALIFICATION	SPECIFICATION	QUALIFICATION	METHOD		
OPERATING TIME	32 SEC.	1 HR.	802	802	ANALYSIS		
TEMPEPATURE (F)	311 (H)	375	85	802	ANALYSIS		MAINTENANCE REQUIREMENTS:
PRESSURE (PSIA)	24.6 (H)	N/A	85	802	ANALYSIS		
RELATIVE HUMIDITY (%)	100 (H)	100	85	802	TEST		
RADIATION	8.40 E5	2.0 E8	802	802	TEST		REMARKS:
AGING	40 YRS.	23.5 YRS.	N/A	802	ANALYSIS		

DEFICIENCY RESOLUTION:

PREPARED BY: DJT DATE: 03/07/84 REVISION DATE: 03/07/84

FACILITY: LGS UNIT: 1 DOCKET: 50-352 EQRR: P304

REVIEWED BY: WJB DATE: 04/12/84

SYSTEM: PLANT LEAK DETECTION

ACCY: SPEC: +/-10 DEG F W/TTS
DEMON: +/- 3 DEG. F
REF: 802

LOCATION: ROOM 407

PLANT ID: TE-25-(41)-1N010D

RACK/PANEL: LOC-000

COMPONENT: TEMPERATURE ELEMENT
ASSOC COMP: N/A
ASSOC COMP: N/A

MODEL NO.: 02-9039
ASSOC M/N: N/A
ASSOC M/N: N/A

ASSOC. DWG: LOC: M-1035
P&ID: M-25
PPD: 145C3224P001
CCP: 33,33
MPL: B21-N010D

MANUFACTU: PYCO
ASSOC MANF: N/A
ASSOC MANF: N/A

SERIAL NO: 00258
ASSOC S/N: N/A
ASSOC S/N: N/A

SERVICE: MAIN STEAM LINE LEAK DETECTION.

P.O. NO: M-001

FUNCTION: SENSES HIGH TEMPERATURE AND TRANSMITS SIGNAL TO TTS-41-1N605D FOR MAIN STEAM LINE ISOLATION, MSLB.

SUBMERGENCE: N/A

CHEMICAL SPRAY: N/A

PARAMETER	ENVIRONMENT		DOCUMENTATION REFERENCE		QUALIFICATION	OUTSTANDING ITEMS	INTERFACES:
	SPECIFICATION	QUALIFICATION	SPECIFICATION	QUALIFICATION	METHOD		
OPERATING TIME	32 SEC.	1 HR.	802	802	ANALYSIS		
TEMPERATURE (F)	311 (H)	375	85	802	ANALYSIS		MAINTENANCE REQUIREMENTS:
PRESSURE (PSIA)	24.6 (H)	N/A	85	802	ANALYSIS		
RELATIVE HUMIDITY (%)	100 (H)	100	85	802	TEST		
RADIATION	8.40 E5	2.0 E8	802	802	TEST		REMARKS:
AGING	40 YRS.	23.5 YRS.	N/A	802	ANALYSIS		

DEFICIENCY RESOLUTION:

PREPARED BY: DJT DATE: 03/07/84 REVISION DATE: 03/07/84

FACILITY: LGS UNIT: 1 DOCKET: 50-352 EQRR: P369

REVIEWED BY: WJB DATE: 04/12/84

SYSTEM: PLANT LEAK DETECTION

ACCY: SPEC: +/-10 DEG F W/T'S
DEMON: +/- 3 DEG. F
REF: 802

LOCATION: ROOM 407

PLANT ID: TE-25-(41)-1N011A

RACK/PANEL: LOC-000

COMPONENT: TEMPERATURE ELEMENT
ASSOC COMP: N/A
ASSOC COMP: N/A

MODEL NO.: 02-9039
ASSOC M/N: N/A
ASSOC M/N: N/A

ASSOC. DWG: LOC: M-1035
P&ID: M-25
PPD: 145C3224P001
CCP: 33,
MPL: B21

MANUFACTU: PYCO
ASSOC MANF: N/A
ASSOC MANF: N/A

SERIAL NO: N/A
ASSOC S/N: N/A
ASSOC S/N: N/A

SERVICE: STEAM TUNNEL

P.O. NO: M-001

FUNCTION: SENSES HIGH TEMPERATURE AND TRANSMITS SIGNAL TO TTS-41-1N606A FOR MSL ISOLATION.

SUBMERGENCE: N/A

CHEMICAL SPRAY: N/A

PARAMETER	ENVIRONMENT		DOCUMENTATION REFERENCE		QUALIFICATION	OUTSTANDING ITEMS	INTERFACES:
	SPECIFICATION	QUALIFICATION	SPECIFICATION	QUALIFICATION	METHOD		
OPERATING TIME	32 SEC.	1 HR.	802	802	ANALYSIS		
TEMPERATURE (F)	311 (H)	375	85	802	ANALYSIS		MAINTENANCE REQUIREMENTS:
PRESSURE (PSIA)	24.6 (H)	N/A	85	802	ANALYSIS		
RELATIVE HUMIDITY (%)	100 (H)	100	85	802	TEST		
RADIATION	8.40 E5	2.00 E8	802	802	TEST		REMARKS:
AGING	40 YRS.	23.5 YRS.	N/A	802	ANALYSIS		

DEFICIENCY RESOLUTION:

PRINTED 04/24/84

PREPARED BY: DJT DATE: 03/07/84 REVISION DATE: 03/07/84

FACILITY: LGS UNIT: 1 DOCKET: 50-352 EQRR: P370

REVIEWED BY: WJB DATE: 04/12/84

SYSTEM: PLANT LEAK DETECTION

PLANT ID: TE-25-(41)-1N011B

COMPONENT: TEMPERATURE ELEMENT
ASSOC COMP: N/A
ASSOC COMP: N/A

MANUFACTU: PYCO
ASSOC MANF: N/A
ASSOC MANF: N/A

SERVICE: STEAM TUNNEL

FUNCTION: SENSES HIGH TEMPERATURE AND TRANSMITS SIGNAL TO TTS-41-1N606B FOR MSL ISOLATION.

ACCY: SPEC: +/-10 DEG F W/TTS
DEMON: +/- 3 DEG. F
REF: 802

MODEL NO.: 02-9039
ASSOC M/N: N/A
ASSOC M/N: N/A

SERIAL NO: N/A
ASSOC S/N: N/A
ASSOC S/N: N/A

LOCATION: ROOM 407

RACK/PANEL: LOC-000

ASSOC. DWG: LOC: M-1035
P&ID: M-25
PPD: 145C3224P001
CCP: 33,
MPL:B21

P.O. NO: M-001

SUBMERGENCE: N/A

CHEMICAL SPRAY: N/A

PARAMETER	ENVIRONMENT		DOCUMENTATION REFERENCE		QUALIFICATION METHOD	OUTSTANDING ITEMS
	SPECIFICATION	QUALIFICATION	SPECIFICATION	QUALIFICATION		
OPERATING TIME	32 SEC.	1 HR.	802	802	ANALYSIS	
TEMPERATURE (F)	311(H)	375	85	802	ANALYSIS	
PRESSURE (PSIA)	24.6(H)	N/A	85	802	ANALYSIS	
RELATIVE HUMIDITY (%)	100(H)	100	85	802	TEST	
RADIATION	8.40 E5	2.00 E8	802	802	TEST	
AGING	40 YRS.	23.5 YRS.	N/A	802	ANALYSIS	

INTERFACES:

MAINTENANCE REQUIREMENTS:

REMARKS:

DEFICIENCY RESOLUTION:

PREPARED BY: DJT DATE: 03/07/84 REVISION DATE: 03/07/84

FACILITY: LGS UNIT: 1 DOCKET: 50-352 EQRR: P371

REVIEWED BY: WJB DATE: 04/12/84

SYSTEM: PLANT LEAK DETECTION

PLANT ID: TE-25-(41)-1N011C

COMPONENT: TEMPERATURE ELEMENT
ASSOC COMP: N/A
ASSOC COMP: N/A

MANUFACTU: PYCO
ASSOC MANF: N/A
ASSOC MANF: N/A

SERVICE: STEAM TUNNEL

FUNCTION: SENSES HIGH TEMPERATURE AND TRANSMITS SIGNAL TO TTS-41-1N606C FOR MSL ISOLATION.

ACCY: SPEC: +/-10 DEG F W/TTS
DEMON: +/- 3 DEG. F
REF: 802

MODEL NO.: 02-9039
ASSOC M/N: N/A
ASSOC M/N: N/A

SERIAL NO: N/A
ASSOC S/N: N/A
ASSOC S/N: N/A

LOCATION: ROOM 407

RACK/PANEL: LOC-000

ASSOC. DWG: LOC: M-1035
P&ID: M-25
PFD: 145C3224P001
CCP: 33,
MPL:B21

P.O. NO: M-001

SUBMERGENCE: N/A

CHEMICAL SPRAY: N/A

PARAMETER	ENVIRONMENT		DOCUMENTATION REFERENCE		QUALIFICATION	OUTSTANDING ITEMS	INTERFACES:
	SPECIFICATION	QUALIFICATION	SPECIFICATION	QUALIFICATION	METHOD		
OPERATING TIME	32 SEC.	1 HR.	802	802	ANALYSIS		
TEMPERATURE (F)	311(H)	375	85	802	ANALYSIS		MAINTENANCE REQUIREMENTS:
PRESSURE (PSIA)	24.6(H)	N/A	85	802	ANALYSIS		
RELATIVE HUMIDITY (%)	100(H)	100	85	802	TEST		
RADIATION	8.40 E5	2.00 E8	802	802	TEST		REMARKS:
AGING	40 YRS.	23.5 YRS.	N/A	802	ANALYSIS		

DEFICIENCY RESOLUTION:

PREPARED BY: DJT DATE: 03/07/84 REVISION DATE: 03/07/84

FACILITY: LGS UNIT: 1 DOCKET: 50-352 EQRR: P372

REVIEWED BY: WJB DATE: 04/12/84

SYSTEM: PLANT LEAK DETECTION

PLANT ID: TE-25-(41)-1N011D

COMPONENT: TEMPERATURE ELEMENT

ASSOC COMP: N/A

ASSOC COMP: N/A

MANUFACTU: PYCO

ASSOC MANF: N/A

ASSOC MANF: N/A

SERVICE: STEAM TUNNEL

FUNCTION: SENSES HIGH TEMPERATURE AND TRANSMITS SIGNAL TO TTS-41-1N[illegible] FOR MSL ISOLATION.

ACCY: SPEC: +/-10 DEG F N/TTS
DEMON: +/- 3 DEG. F
REF: 802

MODEL NO.: 02-[illegible]39

ASSOC M/N: N/A

ASSOC M/N: N/A

SERIAL NO: N/A

ASSOC S/N: N/A

ASSOC S/N: N/A

LOCATION: ROOM 407

RACK/PANEL: LOC-[illegible]

ASSOC. DWG: LOC: M-1035
PFID: M-25
FWD: 145C3224P[illegible]01
CIP: 33[illegible]
MPL: B21

P.O. NO: M-001

SUBMERGENCE: N/A

CHEMICAL SPRAY: N/A

PARAMETER	ENVIRONMENT SPECIFICATION	ENVIRONMENT QUALIFICATION	DOCUMENTATION REFERENCE SPECIFICATION	DOCUMENTATION REFERENCE QUALIFICATION	QUALIFICATION METHOD	OUTSTANDING ITEMS	INTERFACES:
OPERATING TIME	32 SEC.	1 HR.	802	802	ANALYSIS		
TEMPERATURE (F)	311 (E)	325	85	802	ANALYSIS		MAINTENANCE REQUIREMENTS:
PRESSURE (PSIA)	24.6 (H)	N/A	85	802	ANALYSIS		
RELATIVE HUMIDITY (%)	100 (H)	100	85	802	TEST		
RADIATION	8.40 E5	2.00 E8	802	802	TEST		REMARKS:
AGING	40 YRS.	23.5 YRS.	N/A	802	ANALYSIS		

DEFICIENCY RESOLUTION:

PREPARED BY: DJT DATE: 03/07/84 REVISION DATE: 03/07/84

FACILITY: LGS UNIT: 1 DOCKET: 50-352 ERR: P373

REVIEWED BY: WJB DATE: 04/12/84

SYSTEM: PLANT LEAK DETECTION

PLANT ID: TE-25-641J-1N012A

COMPONENT: TEMPERATURE ELEMENT

ASSOC COMP: N/A

ASSOC COMP: N/A

MANUFACTU: PYCO

ASSOC MANF: N/A

ASSOC MANF: N/A

SERVICE: STEAM TUNNEL

ACCY: SPEC: +/-10 DEG F W/TYS
DEMON: +/- 3 DEG. F
REF: 802

MODEL NO.: 02-4039

ASSOC M/N: N/A

ASSOC M/N: N/A

SERIAL NO: N/A

ASSOC S/N: N/A

ASSOC S/N: N/A

LOCATION: ROOM 407

RACK/PANEL: LOC-000

ASSOC. DWG: LOC: M-1035
P&ID: M-25
PFD: 145C3224P001
CCP: 33,
MPL: B21

P.O. NO: M-001

FUNCTION: SENSES HIGH TEMPERATURE AND TRANSMITS SIGNAL TO TYS-41-1N607A FOR MSL ISOLATION.

SUBMERGENCE: N/A

CHEMICAL SPRAY: N/A

PARAMETER	ENVIRONMENT		DOCUMENTATION REFERENCE		QUALIFICATION	OUTSTANDING ITEMS	INTERFACES:
	SPECIFICATION	QUALIFICATION	SPECIFICATION	QUALIFICATION	METHOD		
OPERATING TIME	32 SEC.	1 HR.	802	802	ANALYSIS		
TEMPERATURE (F)	311 (H)	375	85	802	ANALYSIS		MAINTENANCE REQUIREMENTS:
PRESSURE (PSIA)	24.6 (H)	N/A	85	802	ANALYSIS		
RELATIVE HUMIDITY (%)	100 (H)	100	85	802	TEST		
RADIATION	8.44 E5	2.00 E8	802	802	TEST		REMARKS: *
AGING	40 YRS.	23.5 YRS.	N/A	802	ANALYSIS		

DEFICIENCY RESOLUTION:

PREPARED BY: DJT DATE: 03/07/84 REVISION DATE: 03/07/84

FACILITY: LGS UNIT: 1 DOCKET: 50-352 EQRR: P374

REVIEWED BY: WJB DATE: 04/12/84

SYSTEM: PLANT LEAK DETECTION

ACCY: SPEC: +/-10 DEG F W/TTS
DEMON: +/- 3 DEG. F
REF: 802

LOCATION: ROOM 407

PLANT ID: TE-25-(41)-1N012B

RACK/PANEL: LOC-000

COMPONENT: TEMPERATURE ELEMENT
ASSOC COMP: N/A
ASSOC COMP: N/A

MODEL NO.: 02-9039
ASSOC M/N: N/A
ASSOC M/N: N/A

ASSOC. DWG: LOC: M-1035
P&ID: M-25
PPD: 145C3224P001
CCP: 33,
MPL: B21

MANUFACTU: PYCO
ASSOC MANF: N/A
ASSOC MANF: N/A

SERIAL NO: N/A
ASSOC S/N: N/A
ASSOC S/N: N/A

SERVICE: STEAM TUNNEL

P.O. NO: M-001

FUNCTION: SENSES HIGH TEMPERATURE AND TRANSMITS SIGNAL TO TTS-41-1N607B FOR MSL ISOLATION.

SUBMERGENCE: N/A

CHEMICAL SPRAY: N/A

PARAMETER	ENVIRONMENT		DOCUMENTATION REFERENCE		QUALIFICATION	OUTSTANDING ITEMS	INTERFACES:
	SPECIFICATION	QUALIFICATION	SPECIFICATION	QUALIFICATION	METHOD		
OPERATING TIME	32 SEC.	1 HR.	802	802	ANALYSIS		
TEMPERATURE (F)	311 (H)	375	85	802	ANALYSIS		MAINTENANCE REQUIREMENTS:
PRESSURE (PSIA)	24.6 (H)	N/A	85	802	ANALYSIS		
RELATIVE HUMIDITY (%)	100 (H)	100	85	802	TEST		
RADIATION	8.40 E5	2.00 E8	802	802	TEST		REMARKS:
AGING	40 YRS.	23.5 YRS.	N/A	802	ANALYSIS		

DEFICIENCY RESOLUTION:

PREPARED BY: DJT DATE: 03/07/84 REVISION DATE: 03/07/84

FACILITY: LGS UNIT: 1 DOCKET: 50-352 EQRR: P375

REVIEWED BY: WJB DATE: 04/12/84

SYSTEM: PLANT LEAK DETECTION

PLANT ID: TE-25-(41)-1N012C

COMPONENT: TEMPERATURE ELEMENT
ASSOC COMP: N/A
ASSOC COMP: N/A

MANUFACTU: PYCO
ASSOC MANF: N/A
ASSOC MANF: N/A

SERVICE: STEAM TUNNEL

FUNCTION: SENSES HIGH TEMPERATURE AND TRANSMITS SIGNAL TO TTS-41-1N607C FOR MSL ISOLATION.

ACCY: SPEC: +/-10 DEG F W/TTS
DEMON: +/- 3 DEG. F
REF: 802

MODEL NO.: 02-9039
ASSOC M/N: N/A
ASSOC M/N: N/A

SERIAL NO: N/A
ASSOC S/N: N/A
ASSOC S/N: N/A

LOCATION: ROOM 407

RACK/PANEL: LOC-000

ASSOC. DWG: LOC: M-1035
P&ID: M-25
FPD: 145C3224P001
CCP: 33,
MPL: B21

P.O. NO: M-001

SUBMERGENCE: N/A

CHEMICAL SPRAY: N/A

PARAMETER	ENVIRONMENT		DOCUMENTATION REFERENCE		QUALIFICATION	OUTSTANDING ITEMS	INTERFACES:
	SPECIFICATION	QUALIFICATION	SPECIFICATION	QUALIFICATION	METHOD		
OPERATING TIME	32 SEC.	1 HR.	802	802	ANALYSIS		
TEMPERATURE (F)	311 (H)	375	85	802	ANALYSIS		MAINTENANCE REQUIREMENTS:
PRESSURE (PSIA)	24.6 (H)	N/A	85	802	ANALYSIS		
RELATIVE HUMIDITY (%)	100 (H)	100	85	802	TEST		
RADIATION	8.40 E5	2.00 E8	802	802	TEST		REMARKS:
AGING	40 YRS.	23.5 YRS.	N/A	802	ANALYSIS		

DEFICIENCY RESOLUTION:

FACILITY: LGS UNIT: 1 DOCKET: 50-352 EQRR: P376

PREPARED BY: DJT DATE: 03/07/84 REVISION DATE: 03/07/84

REVIEWED BY: WJB DATE: 04/12/84

SYSTEM: PLANT LEAK DETECTION

PLANT ID: TE-25-(41)-1N012D

COMPONENT: TEMPERATURE ELEMENT
ASSOC COMP: N/A
ASSOC COMP: N/A

MANUFACTU: PYCO
ASSOC MANF: N/A
ASSOC MANF: N/A

SERVICE: STEAM TUNNEL

FUNCTION: SENSES HIGH TEMPERATURE AND TRANSMITS SIGNAL TO TTS-41-1N607D FOR MSL ISOLATION.

ACCY: SPEC: +/-10 DEG F W/TTS
DEMON: +/- 3 DEG. F
REF: 802

MODEL NO.: 02-9039
ASSOC M/N: N/A
ASSOC M/N: N/A

SERIAL NO: N/A
ASSOC S/N: N/A
ASSOC S/N: N/A

LOCATION: ROOM 407

RACK/PANEL: LOC-000

ASSOC. DWG: LOC: M-1035
P&ID: M-25
PFD: 145C3224P001
CCP: 33,
MPL: B21

P.O. NO: M-001

SUBMERGENCE: N/A

CHEMICAL SPRAY: N/A

PARAMETER	ENVIRONMENT		DOCUMENTATION REFERENCE		QUALIFICATION	OUTSTANDING ITEMS	INTERFACES:
	SPECIFICATION	QUALIFICATION	SPECIFICATION	QUALIFICATION	METHOD		
OPERATING TIME	32 SEC.	1 HR.	802	802	ANALYSIS		
TEMPERATURE (F)	311 (H)	375	85	802	ANALYSIS		MAINTENANCE REQUIREMENTS:
PRESSURE (PSIA)	24.6 (H)	N/A	85	802	ANALYSIS		
RELATIVE HUMIDITY (%)	100 (H)	100	85	802	TEST		
RADIATION	8.40 E5	2.00 E8	802	802	TEST		REMARKS:
AGING	40 YRS.	23.5 YRS.	N/A	802	ANALYSIS		

DEFICIENCY RESOLUTION:

PREPARED BY: DJT DATE: 03/07/84 REVISION DATE: 03/07/84

FACILITY: LGS UNIT: 1 DOCKET: 50-352 EQRR: P378

REVIEWED BY: WJB DATE: 04/12/84

SYSTEM: PLANT LEAK DETECTION

ACCY: SPEC: +/-10 DEG F W/TTS
DEMON: +/- 3 DEG. F
REF: 802

LOCATION: ROOM 407

PLANT ID: TE-25-(41)-1N013A

RACK/PANEL: LOC-000

COMPONENT: TEMPERATURE ELEMENT
ASSOC COMP: N/A
ASSOC COMP: N/A

MODEL NO.: 02-9039
ASSOC M/N: N/A
ASSOC M/N: N/A

ASSOC. DWG: LOC: M-1035
P&ID: M-25
PFD: 145C3224P001
CCP: 33,
MPL: B21

MANUFACTU: PYCO
ASSOC MANF: N/A
ASSOC MANF: N/A

SERIAL NO: N/A
ASSOC S/N: N/A
ASSOC S/N: N/A

SERVICE: STEAM TUNNEL

P.O. NO: M-001

FUNCTION: SENSES HIGH TEMPERATURE AND TRANSMITS SIGNAL TO TTS-41-1N608A FOR MSL ISOLATION.

SUBMERGENCE: N/A

CHEMICAL SPRAY: N/A

PARAMETER	ENVIRONMENT		DOCUMENTATION REFERENCE		QUALIFICATION	OUTSTANDING ITEMS	INTERFACES:
	SPECIFICATION	QUALIFICATION	SPECIFICATION	QUALIFICATION	METHOD		
OPERATING TIME	32 SEC.	1 HR.	802	802	ANALYSIS		
TEMPERATURE (F)	311 (H)	375	85	802	ANALYSIS		MAINTENANCE REQUIREMENTS:
PRESSURE (PSIA)	24.6 (H)	N/A	85	802	ANALYSIS		
RELATIVE HUMIDITY (%)	100 (H)	100	85	802	TEST		
RADIATION	8.40 E5	2.00 E8	802	802	TEST		REMARKS:
AGING	40 YRS.	23.5 YRS.	N/A	802	ANALYSIS		

DEFICIENCY RESOLUTION:

PREPARED BY: DJT DATE: 03/07/84 REVISION DATE: 03/07/84

FACILITY: LGS UNIT: 1 DOCKET: 50-352 EQRR: P379

REVIEWED BY: WJB DATE: 04/12/84

SYSTEM: PLANT LEAK DETECTION

PLANT ID: TE-25-(41)-1N013B

COMPONENT: TEMPERATURE ELEMENT
ASSOC COMP: N/A
ASSOC COMP: N/A

MANUFACTU: PYCO
ASSOC MANF: N/A
ASSOC MANF: N/A

SERVICE: STEAM TUNNEL

FUNCTION: SENSES HIGH TEMPERATURE AND TRANSMITS SIGNAL TO TTS-41-1N608B FOR MSL ISOLATION.

ACCY: SPEC: +/-10 DEG F W/TTS
DEMON: +/- 3 DEG. F
REF: 802

MODEL NO.: 02-9039
ASSOC M/N: N/A
ASSOC M/N: N/A

SERIAL NO: N/A
ASSOC S/N: N/A
ASSOC S/N: N/A

LOCATION: ROOM 407

RACK/PANEL: LOC-000

ASSOC. DWG: LOC: M-1035
P&ID: M-25
PPD: 145C3224P001
CCP: 33;
MPL: B21

P.O. NO: M-001

SUBMERGENCE: N/A

CHEMICAL SPRAY: N/A

PARAMETER	ENVIRONMENT		DOCUMENTATION REFERENCE		QUALIFICATION	OUTSTANDING ITEMS	INTERFACES:
	SPECIFICATION	QUALIFICATION	SPECIFICATION	QUALIFICATION	METHOD		
OPERATING TIME	32 SEC.	1 HR.	802	802	ANALYSIS		
TEMPERATURE (F)	311 (H)	375	85	802	ANALYSIS		MAINTENANCE REQUIREMENTS:
PRESSURE (PSIA)	24.6 (H)	N/A	85	802	ANALYSIS		
RELATIVE HUMIDITY (%)	100 (H)	100	85	802	TEST		
RADIATION	8.40 E5	2.00 E8	802	802	TEST		REMARKS:
AGING	40 YRS.	23.5 YRS.	N/A	802	ANALYSIS		

DEFICIENCY RESOLUTION:

PREPARED BY: DJT DATE: 03/07/84 REVISION DATE: 03/07/84

FACILITY: LGS UNIT: 1 DOCKET: 50-352 EQRR: P380

REVIEWED BY: WJB DATE: 04/12/84

SYSTEM: PLANT LEAK DETECTION

PLANT ID: TE-25-(41)-1N013C

COMPONENT: TEMPERATURE ELEMENT
ASSOC COMP: N/A
ASSOC COMP: N/A

MANUFACTU: PYCO
ASSOC MANF: N/A
ASSOC MANF: N/A

SERVICE: STEAM TUNNEL

FUNCTION: SENSES HIGH TEMPERATURE AND TRANSMITS SIGNAL TO TTS-41-1N608C FOR MSL ISOLATION.

ACCY: SPEC: +/-10 DEG F W/TTS
DEMON: +/- 3 DEG. F
REF: 802

MODEL NO.: 02-9039
ASSOC M/N: N/A
ASSOC M/N: N/A

SERIAL NO: N/A
ASSOC S/N: N/A
ASSOC S/N: N/A

LOCATION: ROOM 407

RACK/PANEL: LOC-000

ASSOC. DWG: LOC: M-1035
P&ID: M-25
PPD: 145C3224P001
CCP: 33,
MPL: B21

P.O. NO: M-001

SUBMERGENCE: N/A

CHEMICAL SPRAY: N/A

PARAMETER	ENVIRONMENT		DOCUMENTATION REFERENCE		QUALIFICATION	OUTSTANDING ITEMS	INTERFACES:
	SPECIFICATION	QUALIFICATION	SPECIFICATION	QUALIFICATION	METHOD		
OPERATING TIME	32 SEC.	1 HR.	802	802	ANALYSIS		
TEMPERATURE (F)	311 (H)	375	85	802	ANALYSIS		MAINTENANCE REQUIREMENTS:
PRESSURE (PSIA)	24.6 (H)	N/A	85	802	ANALYSIS		
RELATIVE HUMIDITY (%)	100 (H)	100	85	802	TEST		
RADIATION	8.40 E5	2.00 E8	802	802	TEST		REMARKS:
AGING	40 YRS.	23.5 YRS.	N/A	802	ANALYSIS		

DEFICIENCY RESOLUTION:

PREPARED BY: DJT DATE: 03/07/84 REVISION DATE: 03/07/84

FACILITY: LGS UNIT: 1 DOCKET: 50-352 EQRR: P381

REVIEWED BY: WJB DATE: 04/12/84

SYSTEM: PLANT LEAK DETECTION

PLANT ID: TE-25-(41)-1N013D

COMPONENT: TEMPERATURE ELEMENT
ASSOC COMP: N/A
ASSOC COMP: N/A

MANUFACTU: PYCO
ASSOC MANF: N/A
ASSOC MANF: N/A

SERVICE: STEAM TUNNEL

FUNCTION: SENSES HIGH TEMPERATURE AND TRANSMITS SIGNAL TO TTS-41-1N608D FOR MSL ISOLATION.

ACCY: SPEC: +/-10 DEG F W/TTS
DEMON: +/- 3 DEG. F
REF: 802

MODEL NO.: 02-9039
ASSOC M/N: N/A
ASSOC M/N: N/A

SERIAL NO:
ASSOC S/N: N/A
ASSOC S/N: N/A

LOCATION: ROOM 407

RACK/PANEL: LOC-000

ASSOC. DWG: LOC: M-1035
P&ID: M-25
PFD: 145C3224P001
CCP: 33,
MPL: B21

P.O. NO: M-001

SUBMERGENCE: N/A

CHEMICAL SPRAY: N/A

PARAMETER	ENVIRONMENT		DOCUMENTATION REFERENCE		QUALIFICATION	OUTSTANDING ITEMS	INTERFACES:
	SPECIFICATION	QUALIFICATION	SPECIFICATION	QUALIFICATION	METHOD		
OPERATING TIME	32 SEC.	1 HR.	802	802	ANALYSIS		
TEMPERATURE (F)	311 (H)	375	85	802	ANALYSIS		MAINTENANCE REQUIREMENTS:
PRESSURE (PSIA)	24.6 (H)	N/A	85	802	ANALYSIS		
RELATIVE HUMIDITY (%)	100 (H)	100	85	802	TEST		
RADIATION	8.40 E5	2.00 E8	802	802	TEST		REMARKS:
AGING	40 YRS.	23.5 YRS.	N/A	802	ANALYSIS		

DEFICIENCY RESOLUTION:

PREPARED BY: DJT DATE: 09/06/83 REVISION DATE: 03/02/84

FACILITY: LGS UNIT: 1 DOCKET: 50-352 EQRR: P305

REVIEWED BY: WJB DATE: 04/12/84

SYSTEM: PLANT LEAK DETECTION

ACCY: SPEC: +/- 3 DEG F
DEMON: +/- 3 DEG. F
REF: 802

LOCATION: ROOM 503

PLANT ID: TE-25-(44)-1N016A

RACK/PANEL: G31-5110

COMPONENT: TEMPERATURE ELEMENT
ASSOC COMP: N/A
ASSOC COMP: N/A

MODEL NO.: 102-9039-08-6
ASSOC M/N: N/A
ASSOC M/N: N/A

ASSOC. DWG: LOC: M-0721
P&ID: M-25
PFD: 145C3224P001
CCP: 33,

MANUFACTU: PYCO
ASSOC MANF: N/A
ASSOC MANF: N/A

SERIAL NO: 01497
ASSOC S/N: N/A
ASSOC S/N: N/A

SERVICE: LEAK DETECTION

P.O. NO: M-001

FUNCTION: SENSES HIGH TEMPERATURE AND TRANSMITS SIGNAL TO TTS-44-1N600A TO ISOLATE RWCU, RWCU LINE BREAK.

SUBMERGENCE: N/A

CHEMICAL SPRAY: N/A

PARAMETER	ENVIRONMENT		DOCUMENTATION REFERENCE		QUALIFICATION	OUTSTANDING ITEMS	INTERFACES:
	SPECIFICATION	QUALIFICATION	SPECIFICATION	QUALIFICATION	METHOD		
OPERATING TIME	32 SEC.	1 HR.	802	802	ANALYSIS		
TEMPERATURE (F)	214 (F)	375	85	802	ANALYSIS		MAINTENANCE REQUIREMENTS:
PRESSURE (PSIA)	17.3 (G)	N/A	85	802	ANALYSIS		
RELATIVE HUMIDITY (%)	100 (F)	100	85	802	TEST		
RADIATION	7.8 E5	2.0 E8	802	802	TEST		REMARKS:
AGING	40 YRS.	23.5 YRS.	N/A	802	ANALYSIS		

DEFICIENCY RESOLUTION:

PREPARED BY: DJT DATE: 09/06/83 REVISION DATE: 03/02/84

FACILITY: LGS UNIT: 1 DOCKET: 50-352 EQRR: P314

REVIEWED BY: WJB DATE: 04/12/84

SYSTEM: PLANT LEAK DETECTION

ACCY: SPEC: +/- 3 DEG F
DEMON: +/- 3 DEG. F
REF: 802

LOCATION: ROOM 509

PLANT ID: TE-25-(44)-1N016AA

RACK/PANEL: G31-5110

COMPONENT: TEMPERATURE ELEMENT

MODEL NO.: 102-9039-08-6

ASSOC COMP: N/A

ASSOC M/N: N/A

ASSOC. DWG: LOC: M-709

ASSOC COMP: N/A

ASSOC M/N: N/A

P&ID: M-25

PFD: 145C3224P001

MANUFACTU: PYCO

SERIAL NO: 01192

CCP: 33,

ASSOC MANF: N/A

ASSOC S/N: N/A

ASSOC MANF: N/A

ASSOC S/N: N/A

SERVICE: LEAK DETECTION

P.O. NO: M-001

FUNCTION: SENSES HIGH TEMPERATURE AND TRANSMITS SIGNAL TO TTS-44-1N600AA TO ISOLATE RWCU, RWCU LINE BREAK.

SUBMERGENCE: N/A

CHEMICAL SPRAY: N/A

PARAMETER	ENVIRONMENT		DOCUMENTATION REFERENCE		QUALIFICATION	OUTSTANDING ITEMS	INTERFACES:
	SPECIFICATION	QUALIFICATION	SPECIFICATION	QUALIFICATION	METHOD		
OPERATING TIME	32 SEC.	1 HR.	802	802	ANALYSIS		
TEMPERATURE (F)	217 (E)	375	85	802	ANALYSIS		MAINTENANCE REQUIREMENTS:
PRESSURE (PSIA)	17.4 (G)	N/A	85	802	ANALYSIS		
RELATIVE HUMIDITY (%)	100 (E)	100	85	802	TEST		
RADIATION	6.96 E5	2.0 E8	802	802	TEST		REMARKS:
AGING	40 YRS.	23.5 YRS.	N/A	802	ANALYSIS		

DEFICIENCY RESOLUTION:

PREPARED BY: DJT DATE: 09/06/83 REVISION DATE: 03/02/84

FACILITY: LGS UNIT: 1 DOCKET: 50-352 EQRR: P305

REVIEWED BY: WJB DATE: 04/12/84

SYSTEM: PLANT LEAK DETECTION

ACCY: SPEC: +/- 3 DEG F
DEMON: +/- 3 DEG. F
REF: 802

LOCATION: ROOM 503

PLANT ID: TE-25-(44)-1N016D

RACK/PANEL: G31-5110

COMPONENT: TEMPERATURE ELEMENT
ASSOC COMP: N/A
ASSOC COMP: N/A

MODEL NO.: 102-9039-08-6
ASSOC M/N: N/A
ASSOC M/N: N/A

ASSOC. DWG: LOC: M-0721
P&ID: M-25
PFD: 145C3224P001
CCP: 33,

MANUFACTU: PYCO
ASSOC MANF: N/A
ASSOC MANF: N/A

SERIAL NO: 01496
ASSOC S/N: N/A
ASSOC S/N: N/A

SERVICE: LEAK DETECTION

P.O. NO: M-001

FUNCTION: PROVIDES HIGH TEMPERATURE DUE TO LEAKAGE TO TTS-44-1N600D TO ISOLATE RWCU, RWCV LINE BREAK.

SUBMERGENCE: N/A

CHEMICAL SPRAY: N/A

PARAMETER	ENVIRONMENT		DOCUMENTATION REFERENCE		QUALIFICATION	OUTSTANDING ITEMS	INTERFACES:
	SPECIFICATION	QUALIFICATION	SPECIFICATION	QUALIFICATION	METHOD		
OPERATING TIME	32 SEC.	1 HR.	802	802	ANALYSIS		
TEMPERATURE (F)	214 (F)	375	85	802	ANALYSIS		MAINTENANCE REQUIREMENTS:
PRESSURE (PSIA)	17.3 (G)	N/A	85	802	ANALYSIS		
RELATIVE HUMIDITY (%)	100(F)	100	85	802	TEST		
RADIATION	7.8 E5	2.0 E8	802	802	TEST		REMARKS:
AGING	40 YRS.	23.5 YRS.	N/A	802	ANALYSIS		

DEFICIENCY RESOLUTION:

PREPARED BY: DJT DATE: 09/06/83 REVISION DATE: 03/02/84

FACILITY: LGS UNIT: 1 DOCKET: 50-352 EQRR: P315

REVIEWED BY: WJB DATE: 04/12/84

SYSTEM: PLANT LEAK DETECTION

ACCY: SPEC: +/- 3 DEG F
DEMON: +/- 3 DEG. F
REF: 802

LOCATION: ROOM 509

PLANT ID: TE-25-(44)-1N016DD

RACK/PANEL: 631-5110

COMPONENT: TEMPERATURE ELEMENT
ASSOC COMP: N/A
ASSOC COMP: N/A

MODEL NO.: 102-9039-08-6
ASSOC M/N: N/A
ASSOC M/N: N/A

ASSOC. DWG: LOC: M-0709
P&ID: M-25
PPD: 145C3224P001
CCP: 33,

MANUFACTU: PYCO
ASSOC MANF: N/A
ASSOC MANF: N/A

SERIAL NO: 01485
ASSOC S/N: N/A
ASSOC S/N: N/A

SERVICE: LEAK DETECTION

P.O. NO: M-001

FUNCTION: SENSES HIGH TEMPERATURE AND TRANSMITS SIGNAL TO TTS-44-1N600DD TO ISOLATE RWCU, RWCU LINE BREAK.

SUBMERGENCE: N/A

CHEMICAL SPRAY: N/A

PARAMETER	ENVIRONMENT		DOCUMENTATION REFERENCE		QUALIFICATION	OUTSTANDING ITEMS	INTERFACES:
	SPECIFICATION	QUALIFICATION	SPECIFICATION	QUALIFICATION	METHOD		
OPERATING TIME	32 SEC.	1 HR.	802	802	ANALYSIS		
TEMPERATURE (F)	217 (E)	375	85	802	ANALYSIS		MAINTENANCE REQUIREMENTS:
PRESSURE (PSIA)	17.4 (G)	N/A	85	802	ANALYSIS		
RELATIVE HUMIDITY (%)	100 (E)	100	85	802	TEST		
RADIATION	6.96 E5	2.0 E6	802	802	TEST		REMARKS:
AGING	40 YRS.	23.5 YRS.	N/A	802	ANALYSIS		

DEFICIENCY RESOLUTION:

FACILITY: LGS UNIT: 1 DOCKET: 50-352 EQRR: P306

PREPARED BY: DJT DATE: 09/06/83 REVISION DATE: 03/02/84

REVIEWED BY: WJB DATE: 04/12/84

SYSTEM: PLANT LEAK DETECTION

ACCY: SPEC: +/- 3 DEG F
DEMON: +/- 3 DEG. F
REF: 802

LOCATION: ROOM 505

PLANT ID: TE-25-(44)-1N016E

RACK/PANEL: G31-5110

COMPONENT: TEMPERATURE ELEMENT
ASSOC COMP: N/A
ASSOC COMP: N/A

MODEL NO.: 102-9039-08-6
ASSOC M/N: N/A
ASSOC M/N: N/A

ASSOC. DWG: LOC: M-0721
P&ID: M-25
FPD: 145C3224P001
CCP: 33,

MANUFACTU: PYCO
ASSOC MANF: N/A
ASSOC MANF: N/A

SERIAL NO: N/A
ASSOC S/N: N/A
ASSOC S/N: N/A

SERVICE: LEAK DETECTION

P.O. NO: M-001

FUNCTION: SENSES HIGH TEMPERATURE AND TRANSMITS SIGNAL TO TTS-44-1N600E TO ISOLATE RWCU, RWCU LINE BREAK.

SUBMERGENCE: N/A

CHEMICAL SPRAY: N/A

PARAMETER	ENVIRONMENT		DOCUMENTATION REFERENCE		QUALIFICATION	OUTSTANDING ITEMS	INTERFACES:
	SPECIFICATION	QUALIFICATION	SPECIFICATION	QUALIFICATION	METHOD		
OPERATING TIME	32 SEC.	1 HR.	802	802	ANALYSIS		
TEMPERATURE (F)	217 (D)	375	85	802	ANALYSIS		MAINTENANCE REQUIREMENTS:
PRESSURE (PSIA)	17.4 (G)	N/A	85	802	ANALYSIS		
RELATIVE HUMIDITY (%)	100 (D)	100	85	802	TEST		
RADIATION	2.4 E5	2.0 E8	802	802	TEST		REMARKS:
AGING	40 YRS.	23.5 YRS.	N/A	802	ANALYSIS		

DEFICIENCY RESOLUTION:

PREPARED BY: DJT DATE: 09/06/83 REVISION DATE: 03/02/84

FACILITY: LGS UNIT: 1 DOCKET: 50-352 EQRR: P307

REVIEWED BY: WJB DATE: 04/12/84

SYSTEM: PLANT LEAK DETECTION

ACCY: SPEC: +/- 3 DEG F
DEMON: +/- 3 DEG. F
REF: 802

LOCATION: ROOM 505

PLANT ID: TE-25-(44)-1N016H

RACK/PANEL: G31-5110

COMPONENT: TEMPERATURE ELEMENT

MODEL NO.: 102-9039-08-6

ASSOC COMP: N/A

ASSOC M/N: N/A

ASSOC. DWG: LOC: M-0721
P&ID: M-25
PPD: 145C3224P001
CCP: 33,

ASSOC COMP: N/A

ASSOC M/N: N/A

MANUFACTU: PYCO

SERIAL NO: N/A

ASSOC MANF: N/A

ASSOC S/N: N/A

ASSOC MANF: N/A

ASSOC S/N: N/A

SERVICE: LEAK DETECTION

P.O. NO: M-001

FUNCTION: SENSE HIGH TEMPERATURE AND TRANSMITS SIGNAL TO TTS-44-1N600H TO ISOLATE RWCU, RWCU LINE BREAK.

SUBMERGENCE: N/A

CHEMICAL SPRAY: N/A

PARAMETLR	ENVIRONMENT		DOCUMENTATION REFERENCE		QUALIFICATION	OUTSTANDING ITEMS	INTERFACES:
	SPECIFICATION	QUALIFICATION	SPECIFICATION	QUALIFICATION	METHOD		
OPERATING TIME	32 SEC.	1 HR.	802	802	ANALYSIS		
TEMPERATURE (F)	217 (D)	375	85	802	ANALYSIS		MAINTENANCE REQUIREMENTS:
PRESSURE (PSIA)	17.4 (G)	N/A	85	802	ANALYSIS		
RELATIVE HUMIDITY (%)	100(D)	100	85	802	TEST		
RADIATION	2.4 E5	2.0 E8	802	802	TEST		REMARKS:
AGING	40 YRS.	23.5 YRS.	N/A	802	ANALYSIS		

DEFICIENCY RESOLUTION:

PREPARED BY: DJT DATE: 09/06/83 REVISION DATE: 03/02/84

FACILITY: LGS UNIT: 1 DOCKET: 50-352 EQRR: P308

REVIEWED BY: WJB DATE: 04/12/84

SYSTEM: PLANT LEAK DETECTION

ACCY: SPEC: +/- 3 DEG F
DEMON: +/- 3 DEG. F
REF: 802

LOCATION: ROOM 504

PLANT ID: TE-25-(44)-1N016J

RACK/PANEL: G31-5110

COMPONENT: TEMPERATURE ELEMENT

MODEL NO.: 102-9039-06-6

ASSOC COMP: N/A

ASSOC M/N: N/A

ASSOC. DWG: LOC: M-0721
P&ID: M-25
PPD: 145C3224P001
CCP: 33,

ASSOC COMP: N/A

ASSOC M/N: N/A

MANUFACTU: PYCO

SERIAL NO: 01493

ASSOC MANF: N/A

ASSOC S/N: N/A

ASSOC MANF: N/A

ASSOC S/N: N/A

SERVICE: LEAK DETECTION

P.O. NO: M-001

FUNCTION: SENSES HIGH TEMPERATURE AND TRANSMITS SIGNAL TO TTS-44-1N600J TO ISOLATE RWCU, RWCU LINE BREAK.

SUBMERGENCE: N/A

CHEMICAL SPRAY: N/A

PARAMETER	ENVIRONMENT		DOCUMENTATION REFERENCE		QUALIFICATION	OUTSTANDING ITEMS	INTERFACES:
	SPECIFICATION	QUALIFICATION	SPECIFICATION	QUALIFICATION	METHOD		
OPERATING TIME	32 SEC.	1 HR.	802	802	ANALYSIS		
TEMPERATURE (F)	217 (D)	375	85	802	ANALYSIS		MAINTENANCE REQUIREMENTS:
PRESSURE (PSIA)	17.4 (G)	N/A	85	802	ANALYSIS		
RELATIVE HUMIDITY (%)	100 (D)	100	85	802	TEST		
RADIATION	2.4 E5	2.0 E8	802	802	TEST		REMARKS:
AGING	40 YRS.	23.5 YRS.	N/A	802	ANALYSIS		

DEFICIENCY RESOLUTION:

PREPARED BY: DJT DATE: 09/06/83 REVISION DATE: 03/02/84

FACILITY: LGS UNIT: 1 DOCKET: 50-352 EQRR: P309

REVIEWED BY: WJB DATE: 04/12/84

SYSTEM: PLANT LEAK DETECTION

ACCY: SPEC: +/- 3 DEG F
DEMON: +/- 3 DEG. F
REF: 802

LOCATION: ROOM 504

PLANT ID: TE-25-(44)-1N016M

RACK/PANEL: G31-5110

COMPONENT: TEMPERATURE ELEMENT

MODEL NO.: 102-9039-08-6

ASSOC COMP: N/A

ASSOC M/N: N/A

ASSOC. DWG: LOC: M-0721

ASSOC COMP: N/A

ASSOC M/N: N/A

P&ID: M-25

PPD: 145C3224P001

MANUFACTU: PYCO

SERIAL NO: 01528

CCP: 33,

ASSOC MANF: N/A

ASSOC S/N: N/A

ASSOC MANF: N/A

ASSOC S/N: N/A

SERVICE: LEAK DETECTION

P.O. NO: M-001

FUNCTION: SENSES HIGH TEMPERATURE AND TRANSMITS SIGNAL TO TTS-44-1N600J TO ISOLATE RWCU, RWCU LINE BREAK.

SUBMERGENCE: N/A

CHEMICAL SPRAY: N/A

PARAMETER	ENVIRONMENT		DOCUMENTATION REFERENCE		QUALIFICATION	OUTSTANDING ITEMS	INTERFACES:
	SPECIFICATION	QUALIFICATION	SPECIFICATION	QUALIFICATION	METHOD		
OPERATING TIME	32 SEC.	1 HR.	802	802	ANALYSIS.		
TEMPERATURE (F)	217 (D)	375	85	802	ANALYSIS		MAINTENANCE REQUIREMENTS:
PRESSURE (PSIA)	17.4 (G)	N/A	85	802	ANALYSIS		
RELATIVE HUMIDITY (%)	100(D)	100	85	802	TEST		
RADIATION	2.4 E5	2.0 E8	802	802	TEST		REMARKS:
AGING	40 YRS.	23.5 YRS.	N/A	802	ANALYSIS		

DEFICIENCY RESOLUTION:

PREPARED BY: DJT DATE: 09/06/83 REVISION DATE: 03/02/84

FACILITY: LGS UNIT: 1 DOCKET: 50-352 EQRR: P310

REVIEWED BY: WJB DATE: 04/12/84

SYSTEM: PLANT LEAK DETECTION

ACCY: SPEC: +/- 3 DEG F
DEMON: +/- 3 DEG. F
REF: 802

LOCATION: ROOM 507

PLANT ID: TE-25-(44)-1N016N

RACK/PANEL: G31-5110

COMPONENT: TEMPERATURE ELEMENT
ASSOC COMP: N/A
ASSOC COMP: N/A

MODEL NO.: 102-9039-08-6
ASSOC M/N: N/A
ASSOC M/N: N/A

ASSOC. DWG: LOC: M-0721
P&ID: M-25
PPD: 145C3224P001
CCP: 33,

MANUFACTU: PYCO
ASSOC MANF: N/A
ASSOC MANF: N/A

SERIAL NO: N/A
ASSOC S/N: N/A
ASSOC S/N: N/A

SERVICE: LEAK DETECTION

P.O. NO: M-001

FUNCTION: SENSES HIGH TEMPERATURE AND TRANSMITS SIGNAL TO TTS-44-1N600N TO ISOLATE RWCU, RWCU LINE BREAK.

SUBMERGENCE: N/A

CHEMICAL SPRAY: N/A

PARAMETER	ENVIRONMENT		DOCUMENTATION REFERENCE		QUALIFICATION	OUTSTANDING ITEMS	INTERFACES:
	SPECIFICATION	QUALIFICATION	SPECIFICATION	QUALIFICATION	METHOD		
OPERATING TIME	32 SEC.	1 HR.	802	802	ANALYSIS		
TEMPERATURE (F)	217 (E)	375	85	802	ANALYSIS		MAINTENANCE REQUIREMENTS:
PRESSURE (PSIA)	17.4 (G)	N/A	85	802	ANALYSIS		
RELATIVE HUMIDITY (%)	100 (E)	100	85	802	TEST		
RADIATION	6.96 E5	2.0 E8	802	802	TEST		REMARKS:
AGING	40 YRS.	23.5 YRS.	N/A	802	ANALYSIS		

DEFICIENCY RESOLUTION:

PREPARED BY: DJT DATE: 12/21/83 REVISION DATE: 03/02/84

FACILITY: LGS UNIT: 1 DOCKET: 50-352 EQRR: P311

REVIEWED BY: WJB DATE: 04/12/84

SYSTEM: PLANT LEAK DETECTION

PLANT ID: TE-25-(44)-1N016S

COMPONENT: TEMPERATURE ELEMENT
ASSOC COMP: N/A
ASSOC COMP: N/A

MANUFACTU: PYCO
ASSOC MANF: N/A
ASSOC MANF: N/A

SERVICE: LEAK DETECTION

FUNCTION: SENSES HIGH TEMPERATURE AND TRANSMITS SIGNAL TO TTS-44-1N600S TO ISOLATE RWCU, RWCU LINE BREAK.

ACCY: SPEC: +/- 3 DEG F
DEMON: +/- 3 DEG. F
REF: 802

MODEL NO.: 102-9039-08-6
ASSOC M/N: N/A
ASSOC M/N: N/A

SERIAL NO: N/A
ASSOC S/N: N/A
ASSOC S/N: N/A

LOCATION: ROOM 507

RACK/PANEL: G31-5110

ASSOC. DWG: LOC: M-0721
P&ID: M-25
PPD: 145C3224P001
CCP: 33,

P.O. NO: M-001

SUBMERGENCE: N/A

CHEMICAL SPRAY: N/A

PARAMETER	ENVIRONMENT		DOCUMENTATION REFERENCE		QUALIFICATION	OUTSTANDING ITEMS	INTERFACES:
	SPECIFICATION	QUALIFICATION	SPECIFICATION	QUALIFICATION	METHOD		
OPERATING TIME	32 SEC.	1 HR.	802	802	ANALYSIS		
TEMPERATURE (F)	217 (E)	375	85	802	ANALYSIS		MAINTENANCE REQUIREMENTS:
PRESSURE (PSIA)	17.4 (G)	N/A	85	802	ANALYSIS		
RELATIVE HUMIDITY (%)	100(E)	100	85	802	TEST		
RADIATION	6.96 E5	2.00 E8	802	802	TEST		REMARKS:
AGING	40 YRS.	23.5 YRS.	N/A	802	ANALYSIS		

DEFICIENCY RESOLUTION:

PREPARED BY: DJT DATE: 09/06/83 REVISION DATE: 03/02/84

FACILITY: LGS UNIT: 1 DOCKET: 50-352 EQRR: P312

REVIEWED BY: WJB DATE: 04/12/84

SYSTEM: PLANT LEAK DETECTION

ACCY: SPEC: +/- 3 DEG F
DEMON: +/- 3 DEG. F
REF: 802

LOCATION: ROOM 505

PLANT ID: TE-25-(44)-1N016T

RACK/PANEL: G31-5110

COMPONENT: TEMPERATURE ELEMENT
ASSOC COMP: N/A
ASSOC COMP: N/A

MODEL NO.: 102-9039-08-6
ASSOC M/N: N/A
ASSOC M/N: N/A

ASSOC. DWG: LOC: M-0709
P&ID: M-25
PPD: 145C3224P001
CCP: 33,

MANUFACTU: PYCO
ASSOC MANF: N/A
ASSOC MANF: N/A

SERIAL NO: N/A
ASSOC S/N: N/A
ASSOC S/N: N/A

SERVICE: LEAK DETECTION

P.O. NO: M-001

FUNCTION: SENSES HIGH TEMPERATURE AND TRANSMITS SIGNAL TO TTS-44-1N600T TO ISOLATE RWCU, RWCU LINE BREAK.

SUBMERGENCE: N/A

CHEMICAL SPRAY: N/A

PARAMETER	ENVIRONMENT		DOCUMENTATION REFERENCE		QUALIFICATION	OUTSTANDING ITEMS	INTERFACES:
	SPECIFICATION	QUALIFICATION	SPECIFICATION	QUALIFICATION	METHOD		
OPERATING TIME	32 SEC.	1 HR.	802	802	ANALYSIS		
TEMPERATURE (F)	217 (D)	375	85	802	ANALYSIS		MAINTENANCE REQUIREMENTS:
PRESSURE (PSIA)	17.4 (G)	N/A	85	802	ANALYSIS		
RELATIVE HUMIDITY (%)	100 (D)	100	85	802	TEST		
RADIATION	2.40 E5	2.0 E8	802	802	TEST		REMARKS:
AGING	40 YRS.	23.5 YRS.	N/A	802	ANALYSIS		

DEFICIENCY RESOLUTION:

PREPARED BY: DJT DATE: 09/06/83 REVISION DATE: 03/02/84

FACILITY: LGS UNIT: 1 DOCKET: 50-352 EQRR: P313

REVIEWED BY: WJB DATE: 04/12/84

SYSTEM: PLANT LEAK DETECTION

ACCY: SPEC: +/- 3 DEG F
DEMON: +/- 3 DEG. F
REF: 802

LOCATION: ROOM 505

PLANT ID: TE-25-(44)-1N016W

RACK/PANEL: G31-5110

COMPONENT: TEMPERATURE ELEMENT
ASSOC COMP: N/A
ASSOC COMP: N/A

MODEL NO.: 102-9039-08-6
ASSOC M/N: N/A
ASSOC M/N: N/A

ASSOC. DWG: LOC: M-0709
P&ID: M-25
PPD: 145C3224P001
CCP: 33,

MANUFACTU: PYCO
ASSOC MANF: N/A
ASSOC MANF: N/A

SERIAL NO:
ASSOC S/N: N/A
ASSOC S/N: N/A

SERVICE: LEAK DETECTION

P.O. NO: M-001

FUNCTION: SENSES HIGH TEMPERATURE AND TRANSMITS SIGNAL TO TTS-44-1N600W TO ISOLATE RWCU, RWCU LINE BREAK.

SUBMERGENCE: N/A

CHEMICAL SPRAY: N/A

PARAMETER	ENVIRONMENT		DOCUMENTATION REFERENCE		QUALIFICATION	OUTSTANDING ITEMS	INTERFACES:
	SPECIFICATION	QUALIFICATION	SPECIFICATION	QUALIFICATION	METHOD		
OPERATING TIME	32 SEC.	1 HR.	802	802	ANALYSIS		
TEMPERATURE (F)	217 (D)	375	85	802	ANALYSIS		MAINTENANCE REQUIREMENTS:
PRESSURE (PSIA)	17.4 (G)	N/A	85	802	ANALYSIS		
RELATIVE HUMIDITY (%)	100 (D)	100	85	802	TEST		
RADIATION	2.40 E5	2.0 E8	802	802	TEST		REMARKS:
AGING	40 YRS.	23.5 YRS.	N/A	802	ANALYSIS		

DEFICIENCY RESOLUTION:

PREPARED BY: DJT DATE: 09/06/83 REVISION DATE: 03/02/84

FACILITY: LGS UNIT: 1 DOCKET: 50-352 EQRR: P316

REVIEWED BY: WJB DATE: 04/12/84

SYSTEM: PLANT LEAK DETECTION

PLANT ID: TE-25-(44)-1N022A

COMPONENT: TEMPERATURE ELEMENT
ASSOC COMP: N/A
ASSOC COMP: N/A

MANUFACTU: PYCO
ASSOC MANF: N/A
ASSOC MANF: N/A

SERVICE: LEAK DETECTION

FUNCTION: PROVIDES HIGH TEMPERATURE DUE TO LEAKAGE TO TDTS-44-1N602A TO ISOLATE RWCU, RWCU LINE BREAK.

ACCY: SPEC: +/- 3 DEG. F.
DEMON: +/- 3 DEG. F
REF: 802

MODEL NO.: 102-9039-08-6
ASSOC M/N: N/A
ASSOC M/N: N/A

SERIAL NO: 01530
ASSOC S/N: N/A
ASSOC S/N: N/A

LOCATION: ROOM 509

RACK/PANEL: G31-5110

ASSOC. DWG: LOC: M-0709
P&ID: M-25
PPD: 145C3224P007
CCP: 33,

P.O. NO: M-001

SUBMERGENCE: N/A

CHEMICAL SPRAY: N/A

PARAMETER	ENVIRONMENT		DOCUMENTATION REFERENCE		QUALIFICATION	OUTSTANDING ITEMS	INTERFACES:
	SPECIFICATION	QUALIFICATION	SPECIFICATION	QUALIFICATION	METHOD		
OPERATING TIME	32 SEC.	1 HR.	802	802	ANALYSIS		
TEMPERATURE (F)	217 (E)	375	85	802	ANALYSIS		MAINTENANCE REQUIREMENTS:
PRESSURE (PSIA)	17.4 (G)	N/A	85	802	ANALYSIS		
RELATIVE HUMIDITY (%)	100 (E)	100	85	802	TEST		
RADIATION	6.96 E5	2.0 E8	802	802	TEST		REMARKS:
AGING	40 YRS.	23.5 YRS.	N/A	802	ANALYSIS		

DEFICIENCY RESOLUTION:

PREPARED BY: DJT DATE: 10/21/83 REVISION DATE: 03/02/84

FACILITY: LGS UNIT: 1 DOCKET: 50-352 EQRR: P360

REVIEWED BY: WJB DATE: 04/12/84

SYSTEM: PLANT LEAK DETECTION

ACCY: SPEC: +/- 3 DEG. F
DEMON: +/- 3 DEG F
REF: 802

LOCATION: ROOM 504

PLANT ID: TE-25-(44)-1N022AA

RACK/PANEL: LOC-000

COMPONENT: TEMPERATURE ELEMENT
ASSOC COMP: N/A
ASSOC COMP: N/A

MODEL NO.: 102-9039-08-6
ASSOC M/N: N/A
ASSOC M/N: N/A

ASSOC. DWG: LOC: M-0721
P&ID: M-25
PFD: 145C3224P001

MANUFACTU: PYCO
ASSOC MANF: N/A
ASSOC MANF: N/A

SERIAL NO: N/A
ASSOC S/N: N/A
ASSOC S/N: N/A

SERVICE: LEAK DETECTION - RWCU

P.O. NO: M-001

FUNCTION: PROVIDES HIGH TEMPERATURE SIGNAL TO TDIS TTS-44-1N602AA TO RWCU. RWCU LINE BREAK.

SUBMERGENCE: N/A

CHEMICAL SPRAY: N/A

PARAMETER	ENVIRONMENT		DOCUMENTATION REFERENCE		QUALIFICATION	OUTSTANDING ITEMS	INTERFACES:
	SPECIFICATION	QUALIFICATION	SPECIFICATION	QUALIFICATION	METHOD		
OPERATING TIME	32 SEC.	1 HR.	802	802	ANALYSIS		
TEMPERATURE (F)	217 (D)	375	85	802	ANALYSIS		MAINTENANCE REQUIREMENTS:
PRESSURE (PSIA)	17.4 (G)	N/A	85	802	ANALYSIS		
RELATIVE HUMIDITY (%)	100 (D)	100	85	802	TEST		
RADIATION	2.40 E5	2.00 E8	802	802	TEST		REMARKS:
AGING	40 YRS.	23.5 YRS.	N/A	802	ANALYSIS		

DEFICIENCY RESOLUTION:

PREPARED BY: DJT DATE: 09/06/83 REVISION DATE: 03/02/84

FACILITY: LGS UNIT: 1 DOCKET: 50-352 EQRR: P317

REVIEWED BY: WJB DATE: 04/12/84

SYSTEM: PLANT LEAK DETECTION

ACCY: SPEC: +/- 3 DEG F
DEMON: +/- 3 DEG. F
REF: 802

LOCATION: ROOM 509

PLANT ID: TE-25-(44)-1N022D

RACK/PANEL: G31-5110

COMPONENT: TEMPERATURE ELEMENT

MODEL NO.: 102-9039-08-6

ASSOC COMP: N/A

ASSOC M/N: N/A

ASSOC. DWG: LOC: M-0709
P&ID: M-25
PFD: 145C3224P001
CCP: 33,

ASSOC COMP: N/A

ASSOC M/N: N/A

MANUFACTU: PYCO

SERIAL NO: 01514

ASSOC MANF: N/A

ASSOC S/N: N/A

ASSOC MANF: N/A

ASSOC S/N: N/A

SERVICE: LEAK DETECTION

P.O. NO: M-001

FUNCTION: SENSES HIGH TEMPERATURE AND TRANSMITS SIGNAL TO TDTS-44-1N602D TO ISOLATE RWCU, RWCU LINE BREAK.

SUBMERGENCE: N/A

CHEMICAL SPRAY: N/A

PARAMETER	ENVIRONMENT		DOCUMENTATION REFERENCE		QUALIFICATION	OUTSTANDING ITEMS	INTERFACES:
	SPECIFICATION	QUALIFICATION	SPECIFICATION	QUALIFICATION	METHOD		
OPERATING TIME	32 SEC.	1 HR.	802	802	ANALYSIS		
TEMPERATURE (F)	217 (E)	375	85	802	ANALYSIS		MAINTENANCE REQUIREMENTS:
PRESSURE (PSIA)	17.4 (G)	N/A	85	802	ANALYSIS		
RELATIVE HUMIDITY (%)	100 (E)	100	85	802	TEST		
RADIATION	6.96 E5	2.0 E8	802	802	TEST		REMARKS:
AGING	40 YRS.	23.5 YRS.	N/A	802	ANALYSIS		

DEFICIENCY RESOLUTION:

PREPARED BY: DJT DATE: 09/24/83 REVISION DATE: 03/02/84

FACILITY: LGS UNIT: 1 DOCKET: 50-352 EQRR: P361

REVIEWED BY: WJB DATE: 04/12/84

SYSTEM: PLANT LEAK DETECTION

PLANT ID: TE-25-(44)-1N022DD

COMPONENT: TEMPERATURE ELEMENT
ASSOC COMP: N/A
ASSOC COMP: N/A

MANUFACTU: PYCO
ASSOC MANF: N/A
ASSOC MANF: N/A

SERVICE: LEAK DETECTION-RWCU

FUNCTION: PROVIDES HIGH TEMPERATURE SIGNAL TO TDTS TTS-44-1N602DD TO ISOLATE RWCU. RWCU LINE BREAK.

ACCY: SPEC: +/- 3 DEG. F
DEMON: +/- 3 DEG. F
REF: 802

MODEL NO.: 102-9039-08-6
ASSOC M/N: N/A
ASSOC M/N: N/A

SERIAL NO:
ASSOC S/N: N/A
ASSOC S/N: N/A

LOCATION: ROOM 504

RACK/PANEL: LOC-000

ASSOC. DWG: LOC: M-0721
P&ID: M-25
PFD: 145C3224P001
CCP: 33,

P.O. NO: M-001

SUBMERGENCE: N/A

CHEMICAL SPRAY: N/A

PARAMETER	ENVIRONMENT		DOCUMENTATION REFERENCE		QUALIFICATION	OUTSTANDING ITEMS	INTERFACES:
	SPECIFICATION	QUALIFICATION	SPECIFICATION	QUALIFICATION	METHOD		
OPERATING TIME	32 SEC.	1 HR.	802	802	ANALYSIS		
TEMPERATURE (F)	217 (D)	375	85	802	ANALYSIS		MAINTENANCE REQUIREMENTS:
PRESSURE (PSIA)	17.4 (G)	N/A	85	802	ANALYSIS		
RELATIVE HUMIDITY (%)	100 (D)	100	85	802	TEST		
RADIATION	2.40 E5	2.00 E8	802	802	TEST		REMARKS:
AGING	40 YRS.	23.5 YRS.	N/A	802	ANALYSIS		

DEFICIENCY RESOLUTION:

PREPARED BY: DJT DATE: 09/06/83 REVISION DATE: 03/02/84

FACILITY: LGS UNIT: 1 DOCKET: 50-352 EQRR: P318

REVIEWED BY: WJB DATE: 04/12/84

SYSTEM: PLANT LEAK DETECTION

ACCY: SPEC: +/- 3 DEG F
DEMON: +/- 3 DEG F
REF: 802

LOCATION: ROOM 505

PLANT ID: TE-25-(44)-1N022E

RACK/PANEL: G31-5110

COMPONENT: TEMPERATURE ELEMENT
ASSOC COMP: N/A
ASSOC COMP: N/A

MODEL NO.: 102-9039-08-6
ASSOC M/N: N/A
ASSOC M/N: N/A

ASSOC. DWG: LOC: M-0709
P&ID: M-25
PFD: 145C3224P001
CCP: 33,

MANUFACTU: PYCO
ASSOC MANF: N/A
ASSOC MANF: N/A

SERIAL NO: 01541
ASSOC S/N: N/A
ASSOC S/N: N/A

SERVICE: LEAK DETECTION

P.O. NO: M-001

FUNCTION: SENSES HIGH TEMPERATURE AND TRANSMITS SIGNAL TO TDTS-44-1N602E TO ISOLATE RWCU, RWCU LINE BREAK.

SUBMERGENCE: N/A

CHEMICAL SPRAY: N/A

PARAMETER	ENVIRONMENT		DOCUMENTATION REFERENCE		QUALIFICATION	OUTSTANDING ITEMS	INTERFACES:
	SPECIFICATION	QUALIFICATION	SPECIFICATION	QUALIFICATION	METHOD		
OPERATING TIME	32 SEC.	1 HR.	802	802	ANALYSIS		
TEMPERATURE (F)	217 (D)	375	85	802	ANALYSIS		MAINTENANCE REQUIREMENTS:
PRESSURE (PSIA)	17.4 (G)	N/A	85	802	ANALYSIS		
RELATIVE HUMIDITY (%)	100 (D)	100	85	85	TEST		
RADIATION	2.40 E5	2.0 E8	802	802	TEST		REMARKS:
AGING	40 YRS.	23.5 YRS.	N/A	802	ANALYSIS		

DEFICIENCY RESOLUTION:

PREPARED BY: DJT DATE: 09/06/83 REVISION DATE: 03/02/84

FACILITY: LGS UNIT: 1 DOCKET: 50-352 EQRR: P319

REVIEWED BY: WJB DATE: 04/12/84

SYSTEM: PLANT LEAK DETECTION

ACCY: SPEC: +/- 3 DEG F
DEMON: +/- 3 DEG. F
REF: 802

LOCATION: ROOM 505

PLANT ID: TE-25-(44)-1N022H

RACK/PANEL: G31-5110

COMPONENT: TEMPERATURE ELEMENT
ASSOC COMP: N/A
ASSOC COMP: N/A

MODEL NO.: 102-9039-08-6
ASSOC M/N: N/A
ASSOC M/N: N/A

ASSOC. DWG: LOC: M-0709
P&ID: M-25
PPD: 124C3224P001
CCP: 33,

MANUFACTU: PYCO
ASSOC MANF: N/A
ASSOC MANF: N/A

SERIAL NO: 01185
ASSOC S/N: N/A
ASSOC S/N: N/A

SERVICE: LEAK DETECTION

P.O. NO: M-001

FUNCTION: SENSES HIGH TEMPERATURE AND TRANSMITS SIGNAL TO TDTS-44-1N602H TO ISOLATE RWCU, RWCU LINE BREAK.

SUBMERGENCE: N/A

CHEMICAL SPRAY: N/A

PARAMETER	ENVIRONMENT		DOCUMENTATION REFERENCE		QUALIFICATION	OUTSTANDING ITEMS	INTERFACES:
	SPECIFICATION	QUALIFICATION	SPECIFICATION	QUALIFICATION	METHOD		
OPERATING TIME	32 SEC.	1 HR.	802	802	ANALYSIS		
TEMPERATURE (F)	217 (D)	375	85	802	ANALYSIS		MAINTENANCE REQUIREMENTS:
PRESSURE (PSIA)	17.4 (G)	N/A	85	802	ANALYSIS		
RELATIVE HUMIDITY (%)	100 (D)	100	85	802	TEST		
RADIATION	2.40 E5	2.0 E8	802	802	TEST		REMARKS:
AGING	40 YRS.	23.5 YRS.	N/A	802	ANALYSIS		

DEFICIENCY RESOLUTION:

PREPARED BY: DJT DATE: 09/06/83 REVISION DATE: 03/02/84

FACILITY: LGS UNIT: 1 DOCKET: 50-352 EQRR: P320

REVIEWED BY: WJB DATE: 04/12/84

SYSTEM: PLANT LEAK DETECTION

ACCY: SPEC: +/- 3 DEG F
DEMON: +/- 3 DEG. F
REF: 802

LOCATION: ROOM 507

PLANT ID: TE-25-(44)-1N022J

RACK/PANEL: G31-5110

COMPONENT: TEMPERATURE ELEMENT
ASSOC COMP: N/A
ASSOC COMP: N/A

MODEL NO.: 102-9039-08-6
ASSOC M/N: N/A
ASSOC M/N: N/A

ASSOC. DWG: LOC: M-0721
P&ID: M-25
PPD: 145C3224P001
CCP: 33,

MANUFACTU: PYCO
ASSOC MANF: N/A
ASSOC MANF: N/A

SERIAL NO:
ASSOC S/N: N/A
ASSOC S/N: N/A

SERVICE: LEAK DETECTION

P.O. NO: M-001

FUNCTION: SENSES HIGH TEMPERATURE AND TRANSMITS SIGNAL TO TDTS-44-1N602J TO ISOLATE RWCU, RWCU LINE BREAK.

SUBMERGENCE: N/A

CHEMICAL SPRAY: N/A

PARAMETER	ENVIRONMENT		DOCUMENTATION REFERENCE		QUALIFICATION	OUTSTANDING ITEMS	INTERFACES:
	SPECIFICATION	QUALIFICATION	SPECIFICATION	QUALIFICATION	METHOD		
OPERATING TIME	32 SEC.	1 HR.	802	802	ANALYSIS		
TEMPERATURE (F)	217 (E)	375	85	802	ANALYSIS		MAINTENANCE REQUIREMENTS:
PRESSURE (PSIA)	17.4 (G)	N/A	85	802	ANALYSIS		
RELATIVE HUMIDITY (%)	100 (E)	100	85	802	TEST		
RADIATION	6.96 E5	2.0 E8	802	802	TEST		REMARKS:
AGING	40 YRS.	23.5 YRS.	N/A	802	ANALYSIS		

DEFICIENCY RESOLUTION:

PREPARED BY: DJT DATE: 09/06/83 REVISION DATE: 03/02/84

FACILITY: LGS UNIT: 1 DOCKET: 50-352 EQRR: P321

REVIEWED BY: WJB DATE: 04/12/84

SYSTEM: PLANT LEAK DETECTION

PLANT ID: TE-25-(44)-1N022M

COMPONENT: TEMPERATURE ELEMENT

ASSOC COMP: N/A

ASSOC COMP: N/A

MANUFACTU: PYCO

ASSOC MANF: N/A

ASSOC MANF: N/A

SERVICE: LEAK DETECTION

FUNCTION: SENSES HIGH TEMPERATURE AND TRANSMITS SIGNAL TO TDTS-44-1N602M TO ISOLATE RWCU, RWCU LINE BREAK.

ACCY: SPEC: +/- 3 DEG F
DEMON: +/- 3 DEG. F
REF: 802

MODEL NO.: 102-9039-08-6

ASSOC M/N: N/A

ASSOC M/N: N/A

SERIAL NO: N/A

ASSOC S/N: N/A

ASSOC S/N: N/A

LOCATION: ROOM 507

RACK/PANEL: G31-5110

ASSOC. DWG: LOC: M-0721
P&ID: M-25
PFD: 145C3229P001
CCP: 31,

P.O. NO: M-001

SUBMERGENCE: N/A

CHEMICAL SPRAY: N/A

PARAMETER	ENVIRONMENT SPECIFICATION	ENVIRONMENT QUALIFICATION	DOCUMENTATION REFERENCE SPECIFICATION	DOCUMENTATION REFERENCE QUALIFICATION	QUALIFICATION METHOD	OUTSTANDING ITEMS	INTERFACES:
OPERATING TIME	32 SEC.	1 HR.	802	802	ANALYSIS		
TEMPERATURE (F)	217 (E)	375	85	802	ANALYSIS		MAINTENANCE REQUIREMENTS:
PRESSURE (PSIA)	17.4 (G)	N/A	85	802	ANALYSIS		
RELATIVE HUMIDITY (%)	100 (E)	100	85	802	TEST		
RADIATION	6.96 E5	2.0 E8	802	802	TEST		REMARKS:
AGING	40 YRS.	23.5 YRS.	N/A	802	ANALYSIS		

DEFICIENCY RESOLUTION:

PREPARED BY: DJT DATE: 09/24/83 REVISION DATE: 03/02/84

FACILITY: LGS UNIT: 1 DOCKET: 50-352 EQRR: P357

REVIEWED BY: WJB DATE: 04/12/84

SYSTEM: PLANT LEAK DETECTION

PLANT ID: TE-25-(44)-1N022N

COMPONENT: TEMPERATURE ELEMENT
ASSOC COMP: N/A
ASSOC COMP: N/A

MANUFACTU: PYCO
ASSOC MANF: N/A
ASSOC MANF: N/A

SERVICE: LEAK DETECTION

FUNCTION: PROVIDES HIGH TEMPERATURE DUE TO LEAKAGE TO TDTS-44-1N602N TO ISOLATE RWCU, RWCU LINE BREAK.

ACCY: SPEC: +/- 3 DEG F
DEMON: +/- 3 DEG F
REF: 802

MODEL NO.: 102-9039-08-6
ASSOC M/N: N/A
ASSOC M/N: N/A

SERIAL NO: N/A
ASSOC S/N: N/A
ASSOC S/N: N/A

LOCATION: ROOM 503

RACK/PANEL: G31-5110

ASSOC. DWG: LOC: M-0721
P&ID: M-25
PPD: 145C3224P001
CCP: 33,

P.O. NO: M-001

SUBMERGENCE: N/A

CHEMICAL SPRAY: N/A

PARAMETER	ENVIRONMENT		DOCUMENTATION REFERENCE		QUALIFICATION	OUTSTANDING ITEMS	INTERFACES:
	SPECIFICATION	QUALIFICATION	SPECIFICATION	QUALIFICATION	METHOD		
OPERATING TIME	32 SEC.	1 HR.	802	802	ANALYSIS		
TEMPERATURE (F)	214 (F)	375	85	802	ANALYSIS		MAINTENANCE REQUIREMENTS:
PRESSURE (PSIA)	17.3 (G)	N/A	85	802	ANALYSIS		
RELATIVE HUMIDITY (%)	100(F)	100	85	802	TEST		
RADIATION	7.80 E5	2.00 E8	802	802	TEST		REMARKS:
AGING	40 YRS.	23.5 YRS.	N/A	802	ANALYSIS		

DEFICIENCY RESOLUTION:

PREPARED BY: DJT DATE: 09/06/83 REVISION DATE: 03/02/84

FACILITY: LGS UNIT: 1 DOCKET: 50-352 EQRR: P322

REVIEWED BY: WJB DATE: 04/12/84

SYSTEM: PLANT LEAK DETECTION

ACCY: SPEC: +/- 3 DEG F
DEMON: +/- 3 DEG. F
REF: 802

LOCATION: ROOM 503

PLANT ID: TE-25-(44)-1N022S

RACK/PANEL: G31-5110

COMPONENT: TEMPERATURE ELEMENT
ASSOC COMP: N/A
ASSOC COMP: N/A

MODEL NO.: 102-9039-06-6
ASSOC M/N: N/A
ASSOC M/N: N/A

ASSOC. DWG: LOC: M-0721
P&ID: M-25
PFD: 145C3224P001
CCP: 33,

MANUFACTU: PYCO
ASSOC MANF: N/A
ASSOC MANF: N/A

SERIAL NO: N/A
ASSOC S/N: N/A
ASSOC S/N: N/A

SERVICE: LEAK DETECTION

P.O. NO: M-001

FUNCTION: SENSES HIGH TEMPERATURE AND TRANSMITS SIGNAL TO TDTS-44-1N602S TO ISOLATE RWCU, RWCU LINE BREAK.

SUBMERGENCE: N/A

CHEMICAL SPRAY: N/A

PARAMETER	ENVIRONMENT		DOCUMENTATION REFERENCE		QUALIFICATION	OUTSTANDING ITEMS	INTERFACES:
	SPECIFICATION	QUALIFICATION	SPECIFICATION	QUALIFICATION	METHOD		
OPERATING TIME	32 SEC.	1 HR.	802	802	ANALYSIS		
TEMPERATURE (F)	214 (F)	375	85	802	ANALYSIS		MAINTENANCE REQUIREMENTS:
PRESSURE (PSIA)	17.3 (G)	N/A	85	802	ANALYSIS		
RELATIVE HUMIDITY (%)	100 (F)	100	85	802	TEST		
RADIATION	7.80 E5	2.0 E8	802	802	TEST		REMARKS:
AGING	40 YRS.	23.5 YRS.	N/A	802	ANALYSIS		

DEFICIENCY RESOLUTION:

PREPARED BY: DJT DATE: 10/21/83 REVISION DATE: 03/02/84

FACILITY: LGS UNIT: 1 DOCKET: 50-352 EQRR: P358

REVIEWED BY: WJB DATE: 04/12/84

SYSTEM: PLANT LEAK DETECTION

PLANT ID: TE-25-(44)-1N022T

COMPONENT: TEMPERATURE ELEMENT
ASSOC COMP: N/A
ASSOC COMP: N/A

MANUFACTU: PYCO
ASSOC MANF: N/A
ASSOC MANF: N/A

SERVICE: LEAK DETECTION-RWCU

FUNCTION: RWCV LINE BREAK.
TO TDTS-44-1N602T TO ISOLATE RWCU.

ACCY: SPEC: +/- 3 DEG. F
DEMON: +/- 3 DEG. F
REF: 802

MODEL NO.: 102-9039-08-6
ASSOC M/N: N/A
ASSOC M/N: N/A

SERIAL NO: 01503
ASSOC S/N: N/A
ASSOC S/N: N/A

LOCATION: ROOM 505

RACK/PANEL: LOC-000

ASSOC. DWG: LOC: M-0721
P&ID: M-25
PFD: 145C3224P001
CCP: 33,

P.O. NO: M-001

SUBMERGENCE: N/A

CHEMICAL SPRAY: N/A

PARAMETER	ENVIRONMENT		DOCUMENTATION REFERENCE		QUALIFICATION	OUTSTANDING ITEMS	INTERFACES:
	SPECIFICATION	QUALIFICATION	SPECIFICATION	QUALIFICATION	METHOD		
OPERATING TIME	32 SEC.	1 HR.	802	802	ANALYSIS		
TEMPERATURE (F)	217 (D)	375	85	802	ANALYSIS		MAINTENANCE REQUIREMENTS:
PRESSURE (PSIA)	17.4 (G)	N/A	85	802	ANALYSIS		
RELATIVE HUMIDITY (%)	100 (D)	100	85	802	TEST		
RADIATION	2.40 E5	2.00 E8	802	802	TEST		REMARKS:
AGING	40 YRS.	23.5 YRS.	N/A	802	ANALYSIS		

DEFICIENCY RESOLUTION:

PREPARED BY: DJT DATE: 10/21/83 REVISION DATE: 03/02/84

FACILITY: LGS UNIT: 1 DOCKET: 50-352 EQRR: P359

REVIEWED BY: WJB DATE: 04/12/84

SYSTEM: PLANT LEAK DETECTION

PLANT ID: TE-25-(44)-1N022W

COMPONENT: TEMPERATURE ELEMENT
ASSOC COMP: N/A
ASSOC COMP: N/A

MANUFACTU: PYCO
ASSOC MANF: N/A
ASSOC MANF: N/A

SERVICE: LEAK DETECTION-RWCU

FUNCTION: PROVIDES HIGH TEMPERATURE SIGNAL TO TDTS-44-1N602W TO ISOLATE RWCU. RWCU LINE BREAK.

ACCY: SPEC: +/- 3 DEG. F
DEMON: +/- 3 DEG F
REF: 802

MODEL NO.: 102-9039-08-6
ASSOC M/N: N/A
ASSOC M/N: N/A

SERIAL NO: 01543
ASSOC S/N: N/A
ASSOC S/N: N/A

LOCATION: ROOM 505

RACK/PANEL: LOC-000

ASSOC. DWG: LOC: M-0721
P&ID: M-25
PPD: 145C3224P001
CCP: 33

P.O. NO: M-001

SUBMERGENCE: N/A

CHEMICAL SPRAY: N/A

PARAMETER	ENVIRONMENT		DOCUMENTATION REFERENCE		QUALIFICATION	OUTSTANDING ITEMS	INTERFACES:
	SPECIFICATION	QUALIFICATION	SPECIFICATION	QUALIFICATION	METHOD		
OPERATING TIME	32 SEC.	1 HR.	802	802	ANALYSIS.		
TEMPERATURE (F)	217 (D)	375	85	802	ANALYSIS		MAINTENANCE REQUIREMENTS:
PRESSURE (PSIA)	17.4 (G)	N/A	85	802	ANALYSIS		
RELATIVE HUMIDITY (%)	100 (D)	100	85	802	TEST		
RADIATION	2.40 E5	2.00 E8	802	802	TEST		REMARKS:
AGING	40 YRS.	23.5 YRS.	N/A	802	ANALYSIS		

DEFICIENCY RESOLUTION:

PREPARED BY: DJT DATE: 10/12/83 REVISION DATE: 03/02/84

FACILITY: LGS UNIT: 1 DOCKET: 50-352 EQRR: P382

REVIEWED BY: WJB DATE: 04/12/84

SYSTEM: PLANT LEAK DETECTION

PLANT ID: TE-25-(44)-1N023A

COMPONENT: TEMPERATURE ELEMENT
ASSOC COMP: N/A
ASSOC COMP: N/A

MANUFACTU: PYCO
ASSOC MANF: N/A
ASSOC MANF: N/A

SERVICE: RWCU PUMP ROOM 1CP221

FUNCTION: SENSES HIGH TEMPERATURE AND TRANSMITS SIGNAL TO TDTS-44-1N602A TO ISOLATE RWCU. RWCU LINE BREAK.

ACCY: SPEC: +/- 3 DEG F
DEMON: +/- 3 DEG F
REF: 802

MODEL NO.: 102-9039-08-6
ASSOC M/N: N/A
ASSOC M/N: N/A

SERIAL NO: N/A
ASSOC S/N: N/A
ASSOC S/N: N/A

LOCATION: ROOM 508

RACK/PANEL: LOC-000

ASSOC. DWG: LOC: M-0169
P&ID: M-25
PFD: 145C3224P001
CCP: 33,
MPL: G31

P.O. NO: M-001

SUBMERGENCE: N/A

CHEMICAL SPRAY: N/A

PARAMETER	ENVIRONMENT		DOCUMENTATION REFERENCE		QUALIFICATION	OUTSTANDING ITEMS	INTERFACES:
	SPECIFICATION	QUALIFICATION	SPECIFICATION	QUALIFICATION	METHOD		
OPERATING TIME	32 SEC.	1 HR.	802	802	ANALYSIS		
TEMPERATURE (F)	217 (E)	375	85	802	ANALYSIS		MAINTENANCE REQUIREMENTS:
PRESSURE (PSIA)	17.4 (G)	N/A	85	802	ANALYSIS		
RELATIVE HUMIDITY (%)	100 (E)	100	85	802	TEST		
RADIATION	6.96 E5	2.00 E8	802	802	TEST		REMARKS:
AGING	40 YRS.	23.5 YRS.	N/A	802	ANALYSIS		

DEFICIENCY RESOLUTION:

PREPARED BY: DJT DATE: 09/24/83 REVISION DATE: 03/02/84

FACILITY: LGS UNIT: 1 DOCKET: 50-352 EQRR: P364

REVIEWED BY: WJB DATE: 04/12/84

SYSTEM: PLANT LEAK DETECTION

ACCY: SPEC: +/- 3 DEG. F.
DEMON: +/- 3 DEG F
REF: 802

LOCATION: ROOM 504

PLANT ID: TE-25-(44)-1N023AA

RACK/PANEL: LOC-000

COMPONENT: TEMPERATURE ELEMENT
ASSOC COMP: N/A
ASSOC COMP: N/A

MODEL NO.: 102-9039-08-6
ASSOC M/N: N/A
ASSOC M/N: N/A

ASSOC. DWG: LOC: M-0721
P&ID: M-25
PPD: 145C3224P001
CCP: 33,

MANUFACTU: PYCO
ASSOC MANF: N/A
ASSOC MANF: N/A

SERIAL NO: N/A
ASSOC S/N: N/A
ASSOC S/N: N/A

SERVICE: LEAK DETECTION-RWCU.

P.O. NO: M-001

FUNCTION: PROVIDES HIGH TEMPERATURE SIGNAL TO TDTS-44-1N602AA TO ISOLATE RWCU. RWCU LINE BREAK.

SUBMERGENCE: N/A

CHEMICAL SPRAY: N/A

PARAMETER	ENVIRONMENT		DOCUMENTATION REFERENCE		QUALIFICATION	OUTSTANDING ITEMS	INTERFACES:
	SPECIFICATION	QUALIFICATION	SPECIFICATION	QUALIFICATION	METHOD		
OPERATING TIME	32 SEC.	1 HR.	802	802	ANALYSIS		
TEMPERATURE (F)	217 (D)	375	85	802	ANALYSIS		MAINTENANCE REQUIREMENTS:
PRESSURE (PSIA)	17.4 (G)	N/A	85	802	ANALYSIS		
RELATIVE HUMIDITY (%)	100 (D)	100	85	802	TEST		
RADIATION	2.4 E5	2.00 E8	802	802	TEST		REMARKS:
AGING	40 YRS.	23.5 YRS.	N/A	802	ANALYSIS		

DEFICIENCY RESOLUTION:

PREPARED BY: DJT DATE: 10/12/83 REVISION DATE: 03/02/84

FACILITY: LGS UNIT: 1 DOCKET: 50-352 EQRR: P383

REVIEWED BY: WJB DATE: 04/12/84

SYSTEM: PLANT LEAK DETECTION

ACCY: SPEC: +/- 3 DEG F
DEMON: +/- 3 DEG F
REF: 802

LOCATION: ROOM 509

PLANT ID: TE-25-(44)-1N023D

RACK/PANEL: LOC-000

COMPONENT: TEMPERATURE ELEMENT
ASSOC COMP: N/A
ASSOC COMP: N/A

MODEL NO.: 102-9039-08-6
ASSOC M/N: N/A
ASSOC M/N: N/A

ASSOC. DWG: LOC: M-1069
P&ID: M-25
PPD: 145C3224P001
CCP: 33,
MPL: G31

MANUFACTU: PYCO
ASSOC MANF: N/A
ASSOC MANF: N/A

SERIAL NO: N/A
ASSOC S/N: N/A
ASSOC S/N: N/A

SERVICE: RWCU PUMP ROOM 1CP221

P.O. NO: M-001

FUNCTION: SENSES HIGH TEMPERATURE AND TRANSMITS SIGNAL TO TDIS-44-1N602D TO ISOLATE RWCU. RWCU LINE BREAK.

SUBMERGENCE: N/A

CHEMICAL SPRAY: N/A

PARAMETER	ENVIRONMENT		DOCUMENTATION REFERENCE		QUALIFICATION	OUTSTANDING ITEMS	INTERFACES:
	SPECIFICATION	QUALIFICATION	SPECIFICATION	QUALIFICATION	METHOD		
OPERATING TIME	32 SEC.	1 HR.	802	802	ANALYSIS		
TEMPERATURE (F)	217 (E)	375	85	802	ANALYSIS		MAINTENANCE REQUIREMENTS:
PRESSURE (PSIA)	17.4 (G)	N/A	85	802	ANALYSIS		
RELATIVE HUMIDITY (%)	100 (E)	100	85	802	TEST		
RADIATION	6.96 E5	2.00 E8	802	802	TEST		REMARKS:
AGING	40 YRS.	23.5 YRS.	N/A	802	ANALYSIS		

DEFICIENCY RESOLUTION:

PREPARED BY: DJT DATE: 09/24/83 REVISION DATE: 03/02/84

FACILITY: LGS UNIT: 1 DOCKET: 50-352 EQRR: P365

REVIEWED BY: WJB DATE: 04/12/84

SYSTEM: PLANT LEAK DETECTION

ACCY: SPEC: +/- 3 DEG. F.
DEMON: +/- 3 DEG F
REF: 802

LOCATION: ROOM 504

PLANT ID: TE-25-(44)-1N023DD

RACK/PANEL: G31-5110

COMPONENT: TEMPERATURE ELEMENT
ASSOC COMP: N/A
ASSOC COMP: N/A

MODEL NO.: 102-9039-08-6
ASSOC M/N: N/A
ASSOC M/N: N/A

ASSOC. DWG: LOC: M-0721
P&ID: M-25
PFD: 145C3224P001
CCP: 33,

MANUFACTU: PYCO
ASSOC MANF: N/A
ASSOC MANF: N/A

SERIAL NO: N/A
ASSOC S/N: N/A
ASSOC S/N: N/A

SERVICE: LEAK DETECTION.

P.O. NO: M-001

FUNCTION: PROVIDES HIGH TEMPERATURE SIGNAL TO TDTS-44-1N602DD
TO ISOLATE RWCU. RWCU LINE BREAK.

SUBMERGENCE: N/A

CHEMICAL SPRAY: N/A

PARAMETER	ENVIRONMENT		DOCUMENTATION REFERENCE		QUALIFICATION	OUTSTANDING ITEMS	INTERFACES:
	SPECIFICATION	QUALIFICATION	SPECIFICATION	QUALIFICATION	METHOD		
OPERATING TIME	32 SEC.	1 HR.	802	802	ANALYSIS		
TEMPERATURE (F)	217 (D)	375	85	802	ANALYSIS		MAINTENANCE REQUIREMENTS:
PRESSURE (PSIA)	17.4 (G)	N/A	85	802	ANALYSIS		
RELATIVE HUMIDITY (%)	100 (D)	100	85	802	TEST		
RADIATION	2.4 E5	2.00 E8	802	802	TEST		REMARKS:
AGING	40 YRS.	23.5 YRS.	N/A	802	ANALYSIS		

DEFICIENCY RESOLUTION:

PREPARED BY: DJT DATE: 09/06/83 REVISION DATE: 03/02/84

FACILITY: LGS UNIT: 1 DOCKET: 50-352 EQRR: P323

REVIEWED BY: WJB DATE: 04/12/84

SYSTEM: PLANT LEAK DETECTION

ACCY: SPEC: +/- 3 DEG F
DEMON: +/- 3 DEG. F
REF: 802

LOCATION: ROOM 505

PLANT ID: TE-25-(44)-1N023E

RACK/PANEL: G31-5110

COMPONENT: TEMPERATURE ELEMENT
ASSOC COMP: N/A
ASSOC COMP: N/A

MODEL NO.: 102-9039-08-6
ASSOC M/N: NA
ASSOC M/N: N/A

ASSOC. DWG: LOC: M-0709
P&ID: M-25
PPD: 145C3224P001
CCP: 33,

MANUFACTU: PYCO
ASSOC MANF: N/A
ASSOC MANF: N/A

SERIAL NO: N/A
ASSOC S/N: N/A
ASSOC S/N: N/A

SERVICE: LEAK DETECTION

P.O. NO: M-001

FUNCTION: SENSES HIGH TEMPERATURE AND TRANSMITS SIGNAL TO TDTS-44-1N602E TO ISOLATE RWCU, RWCU LINE BREAK.

SUBMERGENCE: N/A

CHEMICAL SPRAY: N/A

PARAMETER	ENVIRONMENT		DOCUMENTATION REFERENCE		QUALIFICATION	OUTSTANDING ITEMS	INTERFACES:
	SPECIFICATION	QUALIFICATION	SPECIFICATION	QUALIFICATION	METHOD		
OPERATING TIME	32 SEC.	1 HR.	802	802	ANALYSIS		
TEMPERATURE (F)	217 (D)	375	85	802	ANALYSIS		MAINTENANCE REQUIREMENTS:
PRESSURE (PSIA)	17.4 (G)	N/A	85	802	ANALYSIS		
RELATIVE HUMIDITY (%)	100 (D)	100	85	802	TEST		
RADIATION	2.4 E5	2.0 E8	802	802	TEST		REMARKS:
AGING	40 YRS.	23.5 YRS.	N/A	802	ANALYSIS		

DEFICIENCY RESOLUTION:

PREPARED BY: DJT DATE: 09/06/83 REVISION DATE: 03/02/84

FACILITY: LGS UNIT: 1 DOCKET: 50-352 EQRR: P324

REVIEWED BY: WJB DATE: 04/12/84

SYSTEM: PLANT LEAK DETECTION

ACCY: SPEC: +/- 3 DEG F
DEMON: +/- 3 DEG. F
REF: 802

LOCATION: ROOM 505

PLANT ID: TE-25-(44)-1N023H

RACK/PANEL: G31-5110

COMPONENT: TEMPERATURE ELEMENT
ASSOC COMP: N/A
ASSOC COMP: N/A

MODEL NO.: 102-9039-08-6
ASSOC M/N: NA
ASSOC M/N: N/A

ASSOC. DWG: LOC: M-0709
P&ID: M-25
PFD: 145C3224P001
CCP: 33,

MANUFACTU: PYCO
ASSOC MANF: N/A
ASSOC MANF: N/A

SERIAL NO: 01516
ASSOC S/N: N/A
ASSOC S/N: N/A

SERVICE: LEAK DETECTION

P.O. NO: M-001

FUNCTION: SENSES HIGH TEMPERATURE AND TRANSMITS SIGNAL TO TDTS-44-1N602H TO ISOLATE RWCU, RWCU LINE BREAK.

SUBMERGENCE: N/A

CHEMICAL SPRAY: N/A

PARAMETER	ENVIRONMENT		DOCUMENTATION REFERENCE		QUALIFICATION	OUTSTANDING ITEMS	INTERFACES:
	SPECIFICATION	QUALIFICATION	SPECIFICATION	QUALIFICATION	METHOD		
OPERATING TIME	32 SEC.	1 HR.	802	802	ANALYSIS		
TEMPERATURE (F)	217 (D)	375	85	802	ANALYSIS		MAINTENANCE REQUIREMENTS:
PRESSURE (PSIA)	17.4 (G)	N/A	85	802	ANALYSIS		
RELATIVE HUMIDITY (%)	100 (D)	100	85	802	TEST		
RADIATION	2.4 E5	2.0 E8	802	802	TEST		REMARKS:
AGING	40 YRS.	23.5 YRS.	N/A	802	ANALYSIS		

DEFICIENCY RESOLUTION:

PREPARED BY: DJT DATE: 09/06/83 REVISION DATE: 03/02/84

FACILITY: LGS UNIT: 1 DOCKET: 50-352 EQRR: P325

REVIEWED BY: WJB DATE: 04/12/84

SYSTEM: PLANT LEAK DETECTION

ACCY: SPEC: +/- 3 DEG F
DEMON: +/- 3 DEG. F
REF: 802

LOCATION: ROOM 507

PLANT ID: TE-25-(44)-1N023J

RACK/PANEL: 631-5110

COMPONENT: TEMPERATURE ELEMENT
ASSOC COMP: N/A
ASSOC COMP: N/A

MODEL NO.: 102-9039-08-6
ASSOC M/N: NA
ASSOC M/N: N/A

ASSOC. DWG: LOC: M-0721
P&ID: M-25
PPD: 145C3224P001
CCP: 33,

MANUFACTU: PYCO
ASSOC MANF: N/A
ASSOC MANF: N/A

SERIAL NO: N/A
ASSOC S/N: N/A
ASSOC S/N: N/A

SERVICE: LEAK DETECTION

P.O. NO: M-001

FUNCTION: SENSES HIGH TEMPERATURE AND TRANSMITS SIGNAL TO TDTS-44-1N602J TO ISOLATE RWCU, RWCU LINE BREAK.

SUBMERGENCE: N/A

CHEMICAL SPRAY: N/A

PARAMETER	ENVIRONMENT		DOCUMENTATION REFERENCE		QUALIFICATION	OUTSTANDING ITEMS	INTERFACES:
	SPECIFICATION	QUALIFICATION	SPECIFICATION	QUALIFICATION	METHOD		
OPERATING TIME	32 SEC.	1 HR.	802	802	ANALYSIS		
TEMPERATURE (F)	217 (E)	375	85	802	ANALYSIS		MAINTENANCE REQUIREMENTS:
PRESSURE (PSIA)	17.4 (G)	N/A	85	802	ANALYSIS		
RELATIVE HUMIDITY (%)	100 (E)	100	85	802	TEST		
RADIATION	6.96 E5	2.0 E8	802	802	TEST		REMARKS:
AGING	40 YRS.	23.5 YRS.	N/A	802	ANALYSIS		

DEFICIENCY RESOLUTION:

PREPARED BY: DJT DATE: 03/07/84 REVISION DATE: 03/07/84

FACILITY: LGS UNIT: 1 DOCKET: 50-352 EQRR: P326

REVIEWED BY: WJB DATE: 04/12/84

SYSTEM: PLANT LEAK DETECTION

ACCY: SPEC: +/- 3 DEG F
DEMON: +/- 3 DEG. F
REF: 802

LOCATION: ROOM 507

PLANT ID: TE-25-(44)-1N023M

RACK/PANEL: G31-5110

COMPONENT: TEMPERATURE ELEMENT

MODEL NO.: 102-9039-08-6

ASSOC COMP:

ASSOC M/N:

ASSOC. DWG: LOC: M-0721
P&ID: M-25
PFD: 145C3224P001

ASSOC COMP:

ASSOC M/N:

MANUFACTU: PYCO

SERIAL NO: N/A

ASSOC MANF:

ASSOC S/N:

ASSOC MANF: N/A

ASSOC S/N: N/A

SERVICE: LEAK DETECTION

P.O. NO: M-001

FUNCTION: SENSES HIGH TEMPERATURE AND TRANSMITS SIGNAL TO TDTS-44-1N602M TO ISOLATE RWCU, RWCU LINE BREAK.

SUBMERGENCE: N/A

CHEMICAL SPRAY: N/A

PARAMETER	ENVIRONMENT		DOCUMENTATION REFERENCE		QUALIFICATION	OUTSTANDING ITEMS	INTERFACES:
	SPECIFICATION	QUALIFICATION	SPECIFICATION	QUALIFICATION	METHOD		
OPERATING TIME	32 SEC.	1 HR.	802	802	ANALYSIS		
TEMPERATURE (F)	217 (E)	375	85	802	ANALYSIS		MAINTENANCE REQUIREMENTS:
PRESSURE (PSIA)	17.4 (G)	N/A	85	802	ANALYSIS		
RELATIVE HUMIDITY (%)	100 (E)	100	85	802	TEST		
RADIATION	6.96 E5	2.0 E8	802	802	TEST		REMARKS:
AGING	40 YRS.	23.5 YRS.	N/A	802	ANALYSIS		

DEFICIENCY RESOLUTION:

PREPARED BY: DJT DATE: 09/24/83 REVISION DATE: 03/02/84

FACILITY: LGS UNIT: 1 DOCKET: 50-352 EQRR: P362

REVIEWED BY: WJB DATE: 04/12/84

SYSTEM: PLANT LEAK DETECTION

ACCY: SPEC: +/- 3 DEG F
DEMON: +/- 3 DEG F
REF: 802

LOCATION: ROOM 503

PLANT ID: TE-25-(44)-1N023N

RACK/PANEL: 631-5110

COMPONENT: TEMPERATURE ELEMENT

MODEL NO.: 102-9039-08-6

ASSOC COMP: N/A

ASSOC M/N: N/A

ASSOC. DWG: LOC: M-0721

ASSOC COMP: N/A

ASSOC M/N: N/A

P&ID: M-25

PPD: 145C3224P001

MANUFACTU: PYCO

SERIAL NO: N/A

CCP: 33,

ASSOC MANF: N/A

ASSOC S/N: N/A

ASSOC MANF: N/A

ASSOC S/N: N/A

SERVICE: LEAK DETECTION

P.O. NO: M-001

FUNCTION: PROVIDES HIGH TEMPERATURE DUE TO LEAKAGE TO TDTS-44-1N602N TO ISOLATE RWCU, RWCU LINE BREAK.

SUBMERGENCE: N/A

CHEMICAL SPRAY: N/A

PARAMETER	ENVIRONMENT		DOCUMENTATION REFERENCE		QUALIFICATION	OUTSTANDING ITEMS	INTERFACES:
	SPECIFICATION	QUALIFICATION	SPECIFICATION	QUALIFICATION	METHOD		
OPERATING TIME	32 SEC.	1 HR.	802	802	ANALYSIS		
TEMPERATURE (F)	214 (F)	375	85	802	ANALYSIS		MAINTENANCE REQUIREMENTS:
PRESSURE (PSIA)	17.3 (G)	N/A	85	802	ANALYSIS		
RELATIVE HUMIDITY (%)	100(F)	100	85	802	ANALYSIS		
RADIATION	7.8 E5	2.00 E8	802	802	TEST		REMARKS:
AGING	40 YRS.	23.5 YRS.	N/A	802	ANALYSIS		

DEFICIENCY RESOLUTION:

FACILITY: LGS UNIT: 1 DOCKET: 50-352 EQRR: P327

PREPARED BY: DJT DATE: 09/06/83 REVISION DATE: 03/02/84

REVIEWED BY: WJB DATE: 04/12/84

SYSTEM: PLANT LEAK DETECTION

PLANT ID: TE-25-(44)-1N023S

COMPONENT: TEMPERATURE ELEMENT
ASSOC COMP: N/A
ASSOC COMP: N/A

MANUFACTU: PYCO
ASSOC MANF: N/A
ASSOC MANF: N/A

SERVICE: LEAK DETECTION

FUNCTION: SENSES HIGH TEMPERATURE AND TRANSMITS SIGNAL TO TDTS-44-1N602S TO ISOLATE RWCU, RWCU LINE BREAK.

ACCY: SPEC: +/- 3 DEG F
DEMON: +/- 3 DEG. F
REF: 802

MODEL NO.: 102-9039-08-6
ASSOC M/N: NA
ASSOC M/N: N/A

SERIAL NO: N/A
ASSOC S/N: N/A
ASSOC S/N: N/A

LOCATION: ROOM 503

RACK/PANEL: G31-5110

ASSOC. DWG: LOC: M-0721
P&ID: M-25
PFD: 145C3224P001
CCP: 33,

P.O. NO: M-001

SUBMERGENCE: N/A

CHEMICAL SPRAY: N/A

PARAMETER	ENVIRONMENT		DOCUMENTATION REFERENCE		QUALIFICATION	OUTSTANDING ITEMS	INTERFACES:
	SPECIFICATION	QUALIFICATION	SPECIFICATION	QUALIFICATION	METHOD		
OPERATING TIME	32 SEC.	1 HR.	802	802	ANALYSIS		
TEMPERATURE (F)	214 (F)	375	85	802	ANALYSIS		MAINTENANCE REQUIREMENTS:
PRESSURE (PSIA)	17.3 (G)	N/A	85	802	ANALYSIS		
RELATIVE HUMIDITY (%)	100 (F)	100	85	802	TEST		
RADIATION	7.8 E5	2.0 E8	802	802	TEST		REMARKS:
AGING	40 YRS.	23.5 YRS.	N/A	802	ANALYSIS		

DEFICIENCY RESOLUTION:

PREPARED BY: DJT DATE: 09/24/83 REVISION DATE: 03/02/84

FACILITY: LGS UNIT: 1 DOCKET: 50-352 EQRR: P363

REVIEWED BY: WJB DATE: 04/12/84

SYSTEM: PLANT LEAK DETECTION

ACCY: SPEC: +/- 3 DEG. F.
DEMON: +/- 3 DEG. F
REF: 802

LOCATION: ROOM: 505

PLANT ID: TE-25-(44)-1N023T

RACK/PANEL: G31-5110

COMPONENT: TEMPERATURE ELEMENT

MODEL NO.: 102-9039-08-6

ASSOC COMP: N/A

ASSOC M/N: N/A

ASSOC. DWG: LOC: M-0721
P&ID: M-25
PPD: 145C3224P001
CCP: 33,

ASSOC COMP: N/A

ASSOC M/N: N/A

MANUFACTU: PYCO

SERIAL NO: N/A

ASSOC MANF: N/A

ASSOC S/N: N/A

ASSOC MANF: N/A

ASSOC S/N: N/A

SERVICE: LEAK DETECTION

P.O. NO: M-001

FUNCTION: PROVIDES HIGH TEMPERATURE DUE TO LEAKAGE TO TDTS-44-1N602N TO ISOLATE RWCU, RWCU LINE BREAK.

SUBMERGENCE: N/A

CHEMICAL SPRAY: N/A

PARAMETER	ENVIRONMENT		DOCUMENTATION REFERENCE		QUALIFICATION	OUTSTANDING ITEMS	INTERFACES:
	SPECIFICATION	QUALIFICATION	SPECIFICATION	QUALIFICATION	METHOD		
OPERATING TIME	32 SEC.	1 HR.	802	802	ANALYSIS		
TEMPERATURE (F)	217 (D)	375	85	802	ANALYSIS		MAINTENANCE REQUIREMENTS:
PRESSURE (PSIA)	17.4 (G)	N/A	85	802	ANALYSIS		
RELATIVE HUMIDITY (Z)	100(D)	100	85	802	ANALYSIS		
RADIATION	2.40 E5	2.00 E8	802	802	TEST		REMARKS: SAFETY FUNCTION-CI ENERGIZED
AGING	40 YRS.	23.5 YRS.	N/A	802	ANALYSIS		

DEFICIENCY RESOLUTION:

PREPARED BY: DJT DATE: 09/06/83 REVISION DATE: 03/02/84

FACILITY: LGS UNIT: 1 DOCKET: 50-352 EQRR: P328

REVIEWED BY: WJB DATE: 04/12/84

SYSTEM: PLANT LEAK DETECTION

ACCY: SPEC: +/- 3 DEG. F.
DEMON: +/- 3 DEG. F
REF: 802

LOCATION: ROOM 505

PLANT ID: TE-25-(44)-1N023W

RACK/PANEL: G31-5110

COMPONENT: TEMPERATURE ELEMENT
ASSOC COMP: N/A
ASSOC COMP: N/A

MODEL NO.: 102-9039-08-6
ASSOC M/N: N/A
ASSOC M/N: N/A

ASSOC. DWG: LOC: M-0721
P&ID: M-25
PFD: 145C3224P001
CCP: 33,

MANUFACTU: PYCO
ASSOC MANF: N/A
ASSOC MANF: N/A

SERIAL NO: N/A
ASSOC S/N: N/A
ASSOC S/N: N/A

SERVICE: LEAK DETECTION

P.O. NO: M-001

FUNCTION: SENSES HIGH TEMPERATURE AND TRANSMITS SIGNAL TO TDTS-44-1N602W TO ISOLATE RWCU, RWCU LINE BREAK.

SUBMERGENCE: N/A

CHEMICAL SPRAY: N/A

PARAMETER	ENVIRONMENT		DOCUMENTATION REFERENCE		QUALIFICATION	OUTSTANDING ITEMS	INTERFACES:
	SPECIFICATION	QUALIFICATION	SPECIFICATION	QUALIFICATION	METHOD		
OPERATING TIME	32 SEC.	1 HR.	802	802	ANALYSIS		
TEMPERATURE (F)	217 (D)	375	85	802	ANALYSIS		MAINTENANCE REQUIREMENTS:
PRESSURE (PSIA)	17.4 (G)	N/A	85	802	ANALYSIS		
RELATIVE HUMIDITY (%)	100 (D)	100	85	802	TEST		
RADIATION	2.40 E5	2.0 E8	802	802	TEST		REMARKS:
AGING	40 YRS.	23.5 YRS.	N/A	802	ANALYSIS		

DEFICIENCY RESOLUTION:

PREPARED BY: DJT DATE: 04/16/84 REVISION DATE: 04/16/84

FACILITY: LGS UNIT: 1 DOCKET: 50-352 EQRR: P3A4

REVIEWED BY: WJB DATE: 04/16/84

SYSTEM: PLANT LEAK DETECTION

PLANT ID: TE-25-(49)-1N011

COMPONENT: TEMPERATURE ELEMENT
ASSOC COMP: N/A
ASSOC COMP: N/A

MANUFACTU: PYCO
ASSOC MANF: N/A
ASSOC MANF: N/A

SERVICE: RCIC PUMP AREA AMBIENT TEMPERATURE

FUNCTION: SENSES AMBIENT TEMPERATURE NEAR THE RCIC PUMP AND TRANSMITS SIGNAL TO TTS-49-1N600. NO ACTIVE SAFETY FUNCTION - CONNECTED TO 1E SOURCE.

ACCY: SPEC: SEE REMARKS
DEMON: N/A
REF: N/A

MODEL NO.: 02-9039
ASSOC M/N: N/A
ASSOC M/N: N/A

SERIAL NO: 3367
ASSOC S/N: N/A
ASSOC S/N: N/A

LOCATION: ROOM 108

RACK/PANEL: LOC-000
N/A

ASSOC. DWG: LOC: M-1081 (1152)
P&ID: M 25
CCP: 33,
PPD: 145C3224P001

P.O. NO: 282-R7F78

SUBMERGENCE: N/A

CHEMICAL SPRAY: N/A

PARAMETER	ENVIRONMENT		DOCUMENTATION REFERENCE		QUALIFICATION	OUTSTANDING ITEMS	INTERFACES:
	SPECIFICATION	QUALIFICATION	SPECIFICATION	QUALIFICATION	METHOD		
OPERATING TIME	32 SEC.	1 HR.	802	802	ANALYSIS		
TEMPERATURE (F)	222 (A)	375	85	802	ANALYSIS		MAINTENANCE REQUIREMENTS:
PRESSURE (PSIA)	17.4 (A)	N/A	85	802	ANALYSIS		
RELATIVE HUMIDITY (%)	100 (A)	100	85	802	TEST		
RADIATION	3.00 E5	2.00 E8	802	802	TEST		REMARKS: COMPONENT HAS NO ACTIVE SAFETY FUNCTION.
AGING	40 YRS.	23.5 YRS.	N/A	802	ANALYSIS		

DEFICIENCY RESOLUTION:

PREPARED BY: DJT DATE: 03/07/84 REVISION DATE: 03/07/84

FACILITY: LGS UNIT: 1 DOCKET: 50-352 EQRR: P329

REVIEWED BY: WJB DATE: 04/12/84

SYSTEM: PLANT LEAK DETECTION

PLANT ID: TE-25-(49)-1N021A

COMPONENT: TEMPERATURE ELEMENT
ASSOC COMP: N/A
ASSOC COMP: N/A

MANUFACTU: PYCO
ASSOC MANF: N/A
ASSOC MANF: N/A

SERVICE: RCIC COMPT. DIFF. TEMP.

FUNCTION: SENSES DIFF. TEMPERATURE BETWEEN SUPPLY AND RETURN VENT AND TRANSMITS SIGNAL TO TDTS-49-1N601A FOR RCIC ISOLATION. ALSO TRANSMITS SIGNAL TO TDT-25-114 FOR INDICATION, RCICLB.

ACCY: SPEC: +/-2% RANGE
DEMON: +/- 3 DEG. F
REF: 802

MODEL NO.: 02-9039
ASSOC M/N: N/A
ASSOC M/N: N/A

SERIAL NO: 01111
ASSOC S/N: N/A
ASSOC S/N: N/A

LOCATION: ROOM 108

RACK/PANEL: LOC-000

ASSOC. DWG: LOC: M-1081
P&ID: M-25
PPD:145C3224P001, REV.3
CCP: 33,55
MPL: E51-N021A

P.O. NO: M-001

SUBMERGENCE: N/A

CHEMICAL SPRAY: N/A

PARAMETER	ENVIRONMENT		DOCUMENTATION REFERENCE		QUALIFICATION	OUTSTANDING ITEMS	INTERFACES:
	SPECIFICATION	QUALIFICATION	SPECIFICATION	QUALIFICATION	METHOD		
OPERATING TIME	32 SEC.	1 HR.	802	802	ANALYSIS		
TEMPERATURE (F)	222 (A)	375	85	802	ANALYSIS		MAINTENANCE REQUIREMENTS:
PRESSURE (PSIA)	17.4 (A)	N/A	85	802	ANALYSIS		
RELATIVE HUMIDITY (%)	100 (A)	100	85	802	TEST		
RADIATION	3.00 E5	2.0 E8	802	802	TEST		REMARKS:
AGING	40 YRS.	23.5 YRS.	N/A	802	ANALYSIS		

DEFICIENCY RESOLUTION:

PREPARED BY: DJT DATE: 03/07/84 REVISION DATE: 03/07/84

FACILITY: LGS UNIT: 1 DOCKET: 50-352 EQRR: P330

REVIEWED BY: WJB DATE: 04/12/84

SYSTEM: PLANT LEAK DETECTION

ACCY: SPEC: +/-2% RANGE
DEMON: +/- 3 DEG. F
REF: 802

LOCATION: ROOM 108

PLANT ID: TE-25-(49)-1N021C

RACK/PANEL: LOC-000

COMPONENT: TEMPERATURE ELEMENT
ASSOC COMP: N/A
ASSOC COMP: N/A

MODEL NO.: 02-9039
ASSOC M/N: N/A
ASSOC M/N: N/A

ASSOC. DWG: LOC: M-1081
P&ID: M-25
PPK: 145C3224P001, REV. 3
CCP: 33,56
MPL: E51-N021C

MANUFACTU: PYCO
ASSOC MANF: N/A
ASSOC MANF: N/A

SERIAL NO: 01124
ASSOC S/N: N/A
ASSOC S/N: N/A

SERVICE: RCIC COMPT. DIFF. TEMP.

P.O. NO: M-001

FUNCTION: SENSES DIFF. TEMPERATURE BETWEEN SUPPLY AND RETURN VENTS AND TRANSMITS SIGNAL TO TDTS-49-1N601C FOR RCIC ISOLATION. ALSO TRANSMITS SIGNAL TO TDT-25-114 FOR INDICATION, RCICLB.

SUBMERGENCE: N/A

CHEMICAL SPRAY: N/A

PARAMETER	ENVIRONMENT		DOCUMENTATION REFERENCE		QUALIFICATION	OUTSTANDING ITEMS	INTERFACES:
	SPECIFICATION	QUALIFICATION	SPECIFICATION	QUALIFICATION	METHOD		
OPERATING TIME	32 SEC.	1 HR.	802	802	ANALYSIS		
TEMPERATURE (F)	222 (A)	375	85	802	ANALYSIS		MAINTENANCE REQUIREMENTS:
PRESSURE (PSIA)	17.4 (A)	N/A	85	802	ANALYSIS		
RELATIVE HUMIDITY (%)	100 (A)	100	85	802	TEST		
RADIATION	3.00 E5	2.0 E8	802	802	TEST		REMARKS:
AGING	40 YRS.	23.5 YRS.	N/A	802	ANALYSIS		

DEFICIENCY RESOLUTION:

PREPARED BY: DJT DATE: 03/07/84 REVISION DATE: 03/07/84

FACILITY: LGS UNIT: 1 DOCKET: 50-352 EQRR: P331

REVIEWED BY: WJB DATE: 04/12/84

SYSTEM: PLANT LEAK DETECTION

ACCY: SPEC: +/-2% RANGE
DEMON: +/- 3 DEG. F
REF: 802

LOCATION: ROOM 289

PLANT ID: TE-25-(49)-1N022A

RACK/PANEL: LOC-000

COMPONENT: TEMPERATURE ELEMENT

MODEL NO.: 02-9039

ASSOC COMP: N/A

ASSOC M/N: N/A

ASSOC. DWG: LOC: M-1081

ASSOC COMP: N/A

ASSOC M/N: N/A

P&ID: M-25

PFD: 145C3224

MANUFACTU: PYCO

SERIAL NO: N/A

CCP: 33,55

ASSOC MANF: N/A

ASSOC S/N: N/A

MPL: E51-N022A

ASSOC MANF: N/A

ASSOC S/N: N/A

SERVICE: RCIC COMPT. DIFF. TEMP.

P.O. NO: M-001

FUNCTION: SENSES DIFF. TEMPERATURE BETWEEN SUPPLY AND RETURN VENTS AND TRANSMITS SIGNAL TO TDIS-49-1N601A FOR RCIC ISOLATION. ALSO TRANSMITS SIGNAL TO TDT-25-114FOR INDICATION, RCICLB.

SUBMERGENCE: N/A

CHEMICAL SPRAY: N/A

PARAMETER	ENVIRONMENT		DOCUMENTATION REFERENCE		QUALIFICATION	OUTSTANDING ITEMS	INTERFACES:
	SPECIFICATION	QUALIFICATION	SPECIFICATION	QUALIFICATION	METHOD		
OPERATING TIME	32 SEC.	1 HR.	802	802	ANALYSIS		
TEMPERATURE (F)	2.96 (A)	375	85	802	ANALYSIS		MAINTENANCE REQUIREMENTS:
PRESSURE (PSIA)	20.0 (A)	N/A	85	802	ANALYSIS		
RELATIVE HUMIDITY (%)	100 (A)	100	85	802	TEST		
RADIATION	3.10 E5	2.00 E8	802	802	TEST		REMARKS:
AGING	40 YRS.	23.5 YRS.	N/A	802	ANALYSIS		

DEFICIENCY RESOLUTION:

FACILITY: LGS UNIT: 1 DOCKET: 50-352 EQRR: P332

PREPARED BY: DJT DATE: 03/07/84 REVISION DATE: 03/07/84

REVIEWED BY: WJB DATE: 04/12/84

SYSTEM: PLANT LEAK DETECTION

PLANT ID: TE-25-(49)-1N022C

COMPONENT: TEMPERATURE ELEMENT
ASSOC COMP: N/A
ASSOC COMP: N/A

MANUFACTU: PYCO
ASSOC MANF: N/A
ASSOC MANF: N/A

SERVICE: RCIC COMPT. DIFF. TEMP.

FUNCTION: SENSES DIFF. TEMPERATURE BETWEEN SUPPLY AND RETURN VENTS AND TRANSMITS SIGNAL TO TDTS-49-1N601C FOR RCIC ISOLATION. ALSO TRANSMITS SIGNAL TO HSS-25-114FOR INDICATION, RCICLB.

ACCY: SPEC: +/-2% RANGE
DEMON: +/- 3 DEG. F
REF: 802

MODEL NO.: 02-9039
ASSOC M/N: N/A
ASSOC M/N: N/A

SERIAL NO: N/A
ASSOC S/N: N/A
ASSOC S/N: N/A

LOCATION: ROOM 289

RACK/PANEL: LOC-000

ASSOC. DWG: LOC: M-1081
P&ID: M-25
PFD: 145C3224
CCP: 33,56
MPL: E51-N022C

P.O. NO: M-001

SUBMERGENCE: N/A

CHEMICAL SPRAY: N/A

PARAMETER	ENVIRONMENT		DOCUMENTATION REFERENCE		QUALIFICATION	OUTSTANDING ITEMS	INTERFACES:
	SPECIFICATION	QUALIFICATION	SPECIFICATION	QUALIFICATION	METHOD		
OPERATING TIME	32 SEC.	1 HR.	802	802	ANALYSIS		
TEMPERATURE (F)	296 (A)	375	85	802	ANALYSIS		MAINTENANCE REQUIREMENTS:
PRESSURE (PSIA)	20.0 (A)	N/A	85	802	ANALYSIS		
RELATIVE HUMIDITY (%)	100 (A)	100	85	802	TEST -		
RADIATION	3.10 E5	2.00 E8	802	802	TEST		REMARKS:
AGING	40 YRS.	23.5 YRS.	N/A	802	ANALYSIS		

DEFICIENCY RESOLUTION:

PREPARED BY: DJT DATE: 03/07/84 REVISION DATE: 03/07/84

FACILITY: LGS UNIT: 1 DOCKET: 50-352 EQRR: P333

REVIEWED BY: WJB DATE: 04/12/84

SYSTEM: PLANT LEAK DETECTION

ACCY: SPEC: +/-2% RANGE
DEMON: +/- 3 DEG. F
REF: 802

LOCATION: ROOM 108

PLANT ID: TE-25-(49)-1N023A

RACK/PANEL: LOC-000

COMPONENT: TEMPERATURE ELEMENT

MODEL NO.: 02-9039

ASSOC COMP: N/A

ASSOC M/N: N/A

ASSOC. DWG: LOC: M-1081

ASSOC COMP: N/A

ASSOC M/N: N/A

P&ID: M-25

FPD: 145C3224P001, REV. 3

MANUFACTU: PYCO

SERIAL NO: 01105

CCP: 33,55

ASSOC MANF: N/A

ASSOC S/N: N/A

MPL: E51-N023A

ASSOC MANF: N/A

ASSOC S/N: N/A

SERVICE: RCIC COMPT. STEAM SUPPLY LINE AREA AMB. TEMP.

P.O. NO: M-001

FUNCTION: SENSES HIGH TEMPERATURE AND TRANSMITS SIGNAL TO TTS-49-1N602A FOR RCIC ISOLATION, RCICLB.

SUBMERGENCE: N/A

CHEMICAL SPRAY: N/A

PARAMETER	ENVIRONMENT		DOCUMENTATION REFERENCE		QUALIFICATION	OUTSTANDING ITEMS	INTERFACES:
	SPECIFICATION	QUALIFICATION	SPECIFICATION	QUALIFICATION	METHOD		
OPERATING TIME	32 SEC.	1 HR.	802	802	ANALYSIS		
TEMPERATURE (F)	222 (A)	375	85	802	ANALYSIS		MAINTENANCE REQUIREMENTS:
PRESSURE (PSIA)	17.4 (A)	N/A	85	802	ANALYSIS		
RELATIVE HUMIDITY (%)	100 (A)	100	85	802	TEST		
RADIATION	3.00 E5	2.0 E8	802	802	TEST		REMARKS:
AGING	40 YRS.	23.5 YRS.	N/A	802	ANALYSIS		

DEFICIENCY RESOLUTION:

PREPARED BY: DJT DATE: 03/07/84 REVISION DATE: 03/07/84

FACILITY: LGS UNIT: 1 DOCKET: 50-352 EQRR: P334

REVIEWED BY: WJB DATE: 04/12/84

SYSTEM: PLANT LEAK DETECTION

ACCY: SPEC: +/-2% RANGE
DEMON: +/- 3 DEG F
REF: 802

LOCATION: ROOM 108

PLANT ID: TE-25-(49)-1N023C

RACK/PANEL: LOC-000

COMPONENT: TEMPERATURE ELEMENT

MODEL NO.: 02-9039

ASSOC COMP: N/A

ASSOC M/N: N/A

ASSOC. DWG: LOC: M-1081
P&ID: M-25
PFD: 145C3224P001,REV. 3
CCP: 33,56
MPL: E51-N023C

ASSOC COMP: N/A

ASSOC M/N: N/A

MANUFACTU: PYCO

SERIAL NO: 00489

ASSOC MANF: N/A

ASSOC S/N: N/A

ASSOC MANF: N/A

ASSOC S/N: N/A

SERVICE: RCIC COMPT. STEAM SUPPLY LINE AREA AMB. TEMP.

P.O. NO: M-001

FUNCTION: SENSES HIGH TEMPERATURE AND TRANSMITS SIGNAL TO TTS-49-1N602C FOR RCIC ISOLATION, RCICLB.

SUBMERGENCE: N/A

CHEMICAL SPRAY: N/A

PARAMETER	ENVIRONMENT		DOCUMENTATION REFERENCE		QUALIFICATION	OUTSTANDING ITEMS	INTERFACES:
	SPECIFICATION	QUALIFICATION	SPECIFICATION	QUALIFICATION	METHOD		
OPERATING TIME	32 SEC.	1 HR.	802	802	ANALYSIS		
TEMPERATURE (F)	222 (A)	375	85	802	ANALYSIS		MAINTENANCE REQUIREMENTS:
PRESSURE (PSIA)	17.4 (A)	N/A	85	802	ANALYSIS		
RELATIVE HUMIDITY (%)	100 (A)	100	85	802	TEST		
RADIATION	3.00 E5	2.0 E8	802	802	TEST		REMARKS:
AGING	40 YRS.	23.5 YRS.	N/A	802	ANALYSIS		

DEFICIENCY RESOLUTION:

PREPARED BY: DJT DATE: 03/07/84 REVISION DATE: 03/07/84

FACILITY: LGS UNIT: 1 DOCKET: 50-352 EQRR: P335

REVIEWED BY: WJB DATE: 04/12/84

SYSTEM: PLANT LEAK DETECTION

ACCY: SPEC: +/-2% RANGE
DEMON: +/- 3 DEG. F
REF: 802

LOCATION: ROOM 309

PLANT ID: TE-25-(49)-1N025A

RACK/PANEL: LOC-000

COMPONENT: TEMPERATURE ELEMENT
ASSOC COMP: N/A
ASSOC COMP: N/A

MODEL NO.: 02-9039
ASSOC M/N: N/A
ASSOC M/N: N/A

ASSOC. DWG: LOC: M-1091
P&ID: M-25
PPD: 145C3224P001
CCP: 33,57
MPL: E51-N025A

MANUFACTU: PYCO
ASSOC MANF: N/A
ASSOC MANF: N/A

SERIAL NO: 01102
ASSOC S/N: N/A
ASSOC S/N: N/A

SERVICE: RCIC PIPEWAY.

P.O. NO: M-001

FUNCTION: SENSES HIGH TEMPERATURE AND TRANSMITS SIGNAL TO TTS-49-1N603A FOR RCIC ISOLATION, RCICLB.

SUBMERGENCE: N/A

CHEMICAL SPRAY: N/A

PARAMETER	ENVIRONMENT		DOCUMENTATION REFERENCE		QUALIFICATION	OUTSTANDING ITEMS	INTERFACES:
	SPECIFICATION	QUALIFICATION	SPECIFICATION	QUALIFICATION	METHOD		
OPERATING TIME	32 SEC.	1 HR.	802	802	ANALYSIS		
TEMPERATURE (F)	264 (C)	375	85	802	ANALYSIS		MAINTENANCE REQUIREMENTS:
PRESSURE (PSIA)	16.1 (C)	N/A	85	802	ANALYSIS		
RELATIVE HUMIDITY (%)	100 (C)	100	85	802	TEST		
RADIATION	5.40 E5	2.0 E8	802	802	TEST		REMARKS:
AGING	40 YRS.	23.5 YRS.	N/A	802	ANALYSIS		

DEFICIENCY RESOLUTION:

PREPARED BY: DJT DATE: 03/07/84 REVISION DATE: 03/07/84

FACILITY: LGS UNIT: 1 DOCKET: 50-352 EQRR: P336

REVIEWED BY: WJB DATE: 04/12/84

SYSTEM: PLANT LEAK DETECTION

PLANT ID: TE-25-(49)-1N025C

COMPONENT: TEMPERATURE ELEMENT
ASSOC COMP: N/A
ASSOC COMP: N/A

MANUFACTU: PYCO
ASSOC MANF: N/A
ASSOC MANF: N/A

SERVICE: RCIC PIPEWAY.

FUNCTION: SENSES HIGH TEMPERATURE AND TRANSMITS SIGNAL TO TTS-49-1N603C FOR RCIC ISOLATION, RCICLB & INSTLB.

ACCY: SPEC: +/-2% RANGE
DEMON: +/- 3 DEG. F
REF: 802

MODEL NO.: 02-9039
ASSOC M/N: N/A
ASSOC M/N: N/A

SERIAL NO: 01113
ASSOC S/N: N/A
ASSOC S/N: N/A

LOCATION: ROOM 309

RACK/PANEL: LOC-000

ASSOC. DWG: LOC:M-1083
P&ID: M-25
PFD: 145C3224P001, REV. 3.
CCP: 33,58
MPL: E51-N025C

P.O. NO: M-001

SUBMERGENCE: N/A

CHEMICAL SPRAY: N/A

PARAMETER	ENVIRONMENT		DOCUMENTATION REFERENCE		QUALIFICATION	OUTSTANDING ITEMS	INTERFACES:
	SPECIFICATION	QUALIFICATION	SPECIFICATION	QUALIFICATION	METHOD		
OPERATING TIME	32 SEC.	1 HR.	802	802	ANALYSIS		
TEMPERATURE (F)	264 (C)	375	85	802	ANALYSIS		MAINTENANCE REQUIREMENTS:
PRESSURE (PSIA)	16.1 (C)	N/A	85	802	ANALYSIS		
RELATIVE HUMIDITY (%)	100 (C)	100	85	802	TEST		
RADIATION	5.40 E5	2.0 E8	802	802	TEST		REMARKS:
AGING	40 YRS.	23.5 YRS.	N/A	802	ANALYSIS		

DEFICIENCY RESOLUTION:

PREPARED BY: DJT DATE: 03/07/84 REVISION DATE: 03/07/84

FACILITY: LGS UNIT: 1 DOCKET: 50-352 EQRR: P366

REVIEWED BY: WJB DATE: 04/12/84

SYSTEM: PLANT LEAK DETECTION

PLANT ID: TE-25-(49)-1N025E

COMPONENT: TEMPERATURE ELEMENT
ASSOC COMP: N/A
ASSOC COMP: N/A

MANUFACTU: PYCO
ASSOC MANF: N/A
ASSOC MANF: N/A

SERVICE: RCIC PIPEWAY.

FUNCTION: SENSES HIGH TEMPERATURE AND TRANSMITS SIGNAL TO TTS-49-1N603E FOR RCIC ISOLATION, RCICLB.

ACCY: SPEC: +/-2% RANGE
DEMON: +/- 3 DEG F
REF: 802

MODEL NO.: 02-9039
ASSOC M/N: N/A
ASSOC M/N: N/A

SERIAL NO: 01109
ASSOC S/N: N/A
ASSOC S/N: N/A

LOCATION: ROOM 309

RACK/PANEL: LOC-000

ASSOC. DWG: LOC: M-1083
P&ID: M-25
PFD: 145C3224P001
CCP: 33,57
MPL: E51-N025E

P.O. NO: M-001

SUBMERGENCE: N/A

CHEMICAL SPRAY: N/A

PARAMETER	ENVIRONMENT		DOCUMENTATION REFERENCE		QUALIFICATION	OUTSTANDING ITEMS	INTERFACES:
	SPECIFICATION	QUALIFICATION	SPECIFICATION	QUALIFICATION	METHOD		
OPERATING TIME	32 SEC.	1 HR.	802	802	ANALYSIS		
TEMPERATURE (F)	264 (C)	375	85	802	ANALYSIS		MAINTENANCE REQUIREMENTS:
PRESSURE (PSIA)	16.1 (C)	N/A	85	802	ANALYSIS		
RELATIVE HUMIDITY (%)	100 (C)	100	85	802	TEST		
RADIATION	5.40 E5	2.00 E8	802	802	TEST		REMARKS:
AGING	40 YRS.	23.5 YRS.	N/A	802	ANALYSIS		

DEFICIENCY RESOLUTION:

PREPARED BY: DJT DATE: 03/07/84 REVISION DATE: 03/07/84

FACILITY: LGS UNIT: 1 DOCKET: 50-352 EQRR: P337

REVIEWED BY: WJB DATE: 04/12/84

SYSTEM: PLANT LEAK DETECTION

PLANT ID: TE-25-(49)-1N025G

COMPONENT: TEMPERATURE ELEMENT
ASSOC COMP: N/A
ASSOC COMP: N/A

MANUFACTU: PYCO
ASSOC MANF: N/A
ASSOC MANF: N/A

SERVICE: RCIC PIPEWAY.

FUNCTION: SENSES HIGH TEMPERATURE AND TRANSMITS SIGNAL TO TTS-49-1N603G FOR RCIC ISOLATION, RCICLB.

ACCY: SPEC: +/-2% RANGE
DEMON: +/- 3 DEG. F
REF: 802

MODEL NO.: 02-9039
ASSOC M/N: N/A
ASSOC M/N: N/A

SERIAL NO: 00807
ASSOC S/N: N/A
ASSOC S/N: N/A

LOCATION: ROOM 309

RACK/PANEL: LOC-000

ASSOC. DWG: LOC: M-1083
P&ID: M-25
PFD:145C3224P001
CCP: 33,58
MPL: E51-N-025G

P.O. NO: M-001

SUBMERGENCE: N/A

CHEMICAL SPRAY: N/A

PARAMETER	ENVIRONMENT		DOCUMENTATION REFERENCE		QUALIFICATION	OUTSTANDING ITEMS	INTERFACES:
	SPECIFICATION	QUALIFICATION	SPECIFICATION	QUALIFICATION	METHOD		
OPERATING TIME	32 SEC.	1 HR.	802	802	ANALYSIS		
TEMPERATURE (F)	264 (C)	375	85	802	ANALYSIS		MAINTENANCE REQUIREMENTS:
PRESSURE (PSIA)	16.2 (C)	N/A	85	802	ANALYSIS		
RELATIVE HUMIDITY (%)	100 (C)	100	85	802	TEST		
RADIATION	5.40 E5	2.0 E8	802	802	TEST		REMARKS:
AGING	40 YRS.	23.5 YRS.	N/A	802	ANALYSIS		

DEFICIENCY RESOLUTION:

FACILITY: LGS UNIT: 1 DOCKET: 50-352 EQPR: P338

PREPARED BY: DJT DATE: 03/07/84 REVISION DATE: 03/07/84

REVIEWED BY: WJB DATE: 04/12/84

SYSTEM: PLANT LEAK DETECTION

PLANT ID: TE-45-[49]-1N025J

COMPONENT: TEMPERATURE ELEMENT
ASSOC COMP: N/A
ASSOC COMP: N/A

MANUFACTU: PYCO
ASSOC MFR: N/A
ASSOC MANF: N/A

SERVICE: RCIC PIPEWAY.

FUNCTION: SENSES HIGH TEMPERATURE AND TRANSMITS SIGNAL TO TTS-49-1N603J FOR RCIC ISOLATION, RCICLB.

ACCY: SPEC: +/-2% RANGE
DEMON: +/- 3 DEG. F
PEF: 802

MODEL NO.: 02-9039
ASSOC M/N: N/A
ASSOC M/N: N/A

SERIAL NO: 01082
ASSOC S/N: N/A
ASSOC S/N: N/A

LOCATION: ROOM 309

RACK/PANEL: LOC-000

ASSOC. DWG: LOC: M-1083
P&ID: M-25
PPD:145C3224P001
CCP: 33,59
MPL: E51-N025J

P.O. NO: M-001

SUBMERGENCE: N/A

CHEMICAL SPRAY: N/A

PARAMETER	EQUIPMENT		DOCUMENTATION REFERENCE		QUALIFICATION	OUTSTANDING ITEMS	INTERFACES:
	SPECIFICATION	QUALIFICATION	SPECIFICATION	QUALIFICATION	METHOD		
OPERATING TIME	32 SEC.	1 HR.	e02	802	ANALYSIS		
TEMPERATURE (F)	264 (C)	375	85	802	ANALYSIS		MAINTENANCE REQUIREMENTS:
PRESSURE (PSIA)	16.2 (C)	N/A	85	802	ANALYSIS		
RELATIVE HUMIDITY (%)	100 (C)	100	85	802	TEST		
RADIATION	5.40 E5	2.0 E8	802	802	TEST		REMARKS:
AGING	40 YRS.	23.5 YRS.	N/A	802	ANALYSIS		

DEFICIENCY RESOLUTION:

FACILITY: LGS UNIT: 1 DOCKET: 50-352 EQRP: P367

PREPARED BY: DJT DATE: 03/07/84 REVISION DATE: 07/07/84

REVIEWED BY: WJB DATE: 04/12/84

SYSTEM: PLANT LEAK DETECTION

PLANT ID: TE-25-(49)-IN025L

COMPONENT: TEMPERATURE ELEMENT

ASSOC COMP: N/A

ASSOC COMP: N/A

MANUFACTU: PYCO

ASSOC MANF: N/A

ASSOC MANF: N/A

SERVICE: RCIC PIPEWAY.

FUNCTION: SENSES HIGH TEMPERATURE AND TRANSMITS SIGNAL TO TTS-49-IN603L TO ISOLATE RCIC. RCIC LINE BREAK.

ACCY: SPEC: +/-2% RANGE
DESN: +/- 3 DEG F
REF: 802

MODEL NO.: 02-9039

ASSOC M/N: N/A

ASSOC M/N: N/A

SERIAL NO: N/A

ASSOC S/N: N/A

ASSOC S/N: N/A

LOCATION: ROOM 309

RACK/PANEL: LOC-000

ASSOC. DWG: LOC: M-1083
P&ID: M-25
CCP: 33,
MFL: E51

P.O. NO: M-001

SUBMERGENCE: N/A

CHEMICAL SPRAY: N/A

PARAMETER	ENVIRONMENT		DOCUMENTATION REFERENCE		QUALIFICATION	OUTSTANDING ITEMS	INTERFACES:
	SPECIFICATION	QUALIFICATION	SPECIFICATION	QUALIFICATION	METHOD		
OPERATING TIME	32 SEC.	1 HR.	802	802	ANALYSIS		
TEMPERATURE (F)	264 (C)	375	85	802	ANALYSIS		MAINTENANCE REQUIREMENTS:
PRESSURE (PSIA)	16.1 (C)	N/A	85	802	ANALYSIS		
RELATIVE HUMIDITY (%)	100 (C)	100	85	802	TEST		
RADIATION	5.40 E5	2.00 E8	802	802	TEST		REMARKS:
AGING	40 YRS.	23.5 YRS.	N/A	802	ANALYSIS		

DEFICIENCY RESOLUTION:

PREPARED BY: DJT DATE: 03/07/84 REVISION DATE: 03/07/84

FACILITY: LGS UNIT: 1 DOCKET: 50-352 EQRR: P339

REVIEWED BY: WJB DATE: 04/12/84

SYSTEM: PLANT LEAK DETECTION

PLANT ID: TE-25-(49)-1N025N

COMPONENT: TEMPERATURE ELEMENT
ASSOC COMP: N/A
ASSOC COMP: N/A

MANUFACTU: PYCO
ASSOC MANF: N/A
ASSOC MANF: N/A

SERVICE: RCIC PIPEWAY.

FUNCTION: SENSES HIGH TEMPERATURE AND TRANSMITS SIGNAL TO TTS-49-1N603N FOR RCIC ISOLATION, RCICLB.

ACCY: SPEC: +/-2% RANGE
DEMON: +/- 3 DEG. F
REF: 802

MODEL NO.: 02-9039
ASSOC M/N: N/A
ASSOC M/N: N/A

SERIAL NO: 01098
ASSOC S/N: N/A
ASSOC S/N: N/A

LOCATION: ROOM 108

RACK/PANEL: LOC-000

ASSOC. DWG: LOC: M-1081
P&ID: M-25
PPD: 145C3224P001, REV. 3.
CCP: 33,59
MPL: E51-N025N

P.O. NO: M-001

SUBMERGENCE: N/A

CHEMICAL SPRAY: N/A

PARAMETER	ENVIRONMENT		DOCUMENTATION REFERENCE		QUALIFICATION	OUTSTANDING ITEMS	INTERFACES:
	SPECIFICATION	QUALIFICATION	SPECIFICATION	QUALIFICATION	METHOD		
OPERATING TIME	32 SEC.	1 HR.	802	802	ANALYSIS		
TEMPERATURE (F)	222 (A)	375	85	802	ANALYSIS		MAINTENANCE REQUIREMENTS:
PRESSURE (PSIA)	17.4 (A)	N/A	85	802	ANALYSIS		
RELATIVE HUMIDITY (%)	100 (A)	100	85	802	TEST		
RADIATION	3.00 E5	2.0 E8	802	802	TEST		REMARKS:
AGING	40 YRS.	23.5 YRS.	N/A	802	ANALYSIS		

DEFICIENCY RESOLUTION:

PREPARED BY: DJT DATE: 03/07/84 REVISION DATE: 03/07/84

FACILITY: LGS UNIT: 1 DOCKET: 50-352 EQRR: P340

REVIEWED BY: WJB DATE: 04/12/84

SYSTEM: PLANT LEAK DETECTION

PLANT ID: TE-25-(49)-1N025R

COMPONENT: TEMPERATURE ELEMENT
ASSOC COMP: N/A
ASSOC COMP: N/A

MANUFACTURER: PYCO
ASSOC MANF: N/A
ASSOC MANF: N/A

SERVICE: RCIC PIPEWAY.

FUNCTION: SENSES HIGH TEMPERATURE AND TRANSMITS SIGNAL TO TTS-49-1N603R FOR RCIC ISOLATION, RCICLB.

ACCY: SPEC: +/-2% RANGE
DEMON: +/- 3 DEG. F
REF: 802

MODEL NO.: 02-9039
ASSOC M/N: N/A
ASSOC M/N: N/A

SERIAL NO: 01104
ASSOC S/N: N/A
ASSOC S/N: N/A

LOCATION: ROOM 108

RACK/PANEL: LOC-000

ASSOC. DWG: LOC: M-1081
P&ID: M-25
PPD: 145C3224P001, REV. 3.
CCP: 33,60
MPL: E51-N025R

P.O. NO: M-001

SUBMERGENCE: N/A

CHEMICAL SPRAY: N/A

PARAMETER	ENVIRONMENT		DOCUMENTATION REFERENCE		QUALIFICATION	OUTSTANDING ITEMS	INTERFACES:
	SPECIFICATION	QUALIFICATION	SPECIFICATION	QUALIFICATION	METHOD		
OPERATING TIME	32 SEC.	1 HR.	802	802	ANALYSIS		
TEMPERATURE (F)	222 (A)	375	85	802	ANALYSIS		MAINTENANCE REQUIREMENTS:
PRESSURE (PSIA)	17.4 (A)	N/A	85	802	ANALYSIS		
RELATIVE HUMIDITY (%)	100 (A)	100	85	802	TEST		
RADIATION	3.00 E5	2.0 E8	802	802	TEST		REMARKS:
AGING	40 YRS.	23.5 YRS.	N/A	802	ANALYSIS		

DEFICIENCY RESOLUTION:

PREPARED BY: DJT DATE: 03/07/84 REVISION DATE: 03/07/84

FACILITY: LGS UNIT: 1 DOCKET: 50-352 EQRR: P341

REVIEWED BY: WJB DATE: 04/12/84

SYSTEM: PLANT LEAK DETECTION

PLANT ID: TE-25-(49)-1N025T

COMPONENT: TEMPERATURE ELEMENT
ASSOC COMP: N/A
ASSOC COMP: N/A

MANUFACTU: PYCO
ASSOC MANF: N/A
ASSOC MANF: N/A

SERVICE: RCIC PIPEWAY.

FUNCTION: SENSES HIGH TEMPERATURE AND TRANSMITS SIGNAL TO TTS-49-1N603T FOR RCIC ISOLATION, RCICLB.

ACCY: SPEC: +/-2% RANGE
DEMON: +/- 3 DEG. F
REF: 802

MODEL NO.: 02-9039
ASSOC M/N: N/A
ASSOC M/N: N/A

SERIAL NO: 01114
ASSOC S/N: N/A
ASSOC S/N: N/A

LOCATION: ROOM 108

RACK/PANEL: LOC-000

ASSOC. DWG: LOC: M-1081
P&ID: M-25
CCP: 33,61
MPL: E51-N025T
PPD: 145C3224P001, REV. 3.

P.O. NO: M-001

SUBMERGENCE: N/A

CHEMICAL SPRAY: N/A

PARAMETER	ENVIRONMENT		DOCUMENTATION REFERENCE		QUALIFICATION	OUTSTANDING ITEMS	INTERFACES:
	SPECIFICATION	QUALIFICATION	SPECIFICATION	QUALIFICATION	METHOD		
OPERATING TIME	32 SEC.	1 HR.	802	802	ANALYSIS		
TEMPERATURE (F)	222 (A)	375	85	802	ANALYSIS		MAINTENANCE REQUIREMENTS:
PRESSURE (PSIA)	17.4 (A)	N/A	85	802	ANALYSIS		
RELATIVE HUMIDITY (%)	100 (A)	100	85	802	TEST		
RADIATION	3.00 E5	2.0 E8	802	802	TEST		REMARKS:
AGING	40 YRS.	23.5 YRS.	N/A	802	ANALYSIS		

DEFICIENCY RESOLUTION:

PREPARED BY: DJT DATE: 03/07/84 REVISION DATE: 03/07/84

FACILITY: LGS UNIT: 1 DOCKET: 50-352 EQRR: P342

REVIEWED BY: WJB DATE: 04/12/84

SYSTEM: PLANT LEAK DETECTION

ACCY: SPEC: +/-2% RANGE
DEMON: +/- 3 DEG. F
REF: 802

LOCATION: ROOM 108

PLANT ID: TE-25-(49)-1N025V

RACK/PANEL: LOC-000

COMPONENT: TEMPERATURE ELEMENT
ASSOC COMP: N/A
ASSOC COMP: N/A

MODEL NO.: 02-9039
ASSOC M/N: N/A
ASSOC M/N: N/A

ASSOC. DWG: LOC: M-1081
P&ID: M-25
PFD: 145C3224P001, REV. 3.
CCP: 33,62
MPL: E51-N025V

MANUFACTU: PYCO
ASSOC MANF: N/A
ASSOC MANF: N/A

SERIAL NO: 01490
ASSOC S/N: N/A
ASSOC S/N: N/A

SERVICE: RCIC PIPEWAY.

P.O. NO: M-001

FUNCTION: SENSES HIGH TEMPERATURE AND TRANSMITS SIGNAL TO TTS-49-1N603V FOR RCIC ISOLATION, RCICLB.

SUBMERGENCE: N/A

CHEMICAL SPRAY: N/A

PARAMETER	ENVIRONMENT		DOCUMENTATION REFERENCE		QUALIFICATION	OUTSTANDING ITEMS	INTERFACES:
	SPECIFICATION	QUALIFICATION	SPECIFICATION	QUALIFICATION	METHOD		
OPERATING TIME	32 SEC.	1 HR.	802	802	ANALYSIS		
TEMPERATURE (F)	222 (A)	375	85	802	ANALYSIS		MAINTENANCE REQUIREMENTS:
PRESSURE (PSIA)	17.9 (A)	N/A	85	802	ANALYSIS		
RELATIVE HUMIDITY (%)	100 (A)	100	85	802	TEST		
RADIATION	3.00 E5	2.0 E8	802	802	TEST		REMARKS:
AGING	40 YRS.	23.5 YRS.	N/A	802	ANALYSIS		

DEFICIENCY RESOLUTION:

PREPARED BY: DJT DATE: 04/16/84 REVISION DATE: 04/16/84

FACILITY: LGS UNIT: 1 DOCKET: 50-352 EQRR: P3A7

REVIEWED BY: WJB DATE: 04/16/84

SYSTEM: PLANT LEAK DETECTION

PLANT ID: TE-25-(51)-1N029C

COMPONENT: TEMPERATURE ELEMENT
ASSOC COMP: N/A
ASSOC COMP: N/A

MANUFACTU: PYCO
ASSOC MANF: N/A
ASSOC MANF: N/A

SERVICE: RHR COMPARTMENT AIR SUPPLY

FUNCTION: SENSES RHR COMPARTMENT AIR SUPPLY TEMPERATURE AND TRANSMITS SIGNAL TO TDTS-51-1N601C. NO ACTIVE SAFETY FUNCTION - CONNECTED TO 1E POWER.

ACCY: SPEC: SEE REMARKS
DEMON: N/A
REF: N/A

MODEL NO.: 02-9039
ASSOC M/N: N/A
ASSOC M/N: N/A

SERIAL NO: N/A
ASSOC S/N: N/A
ASSOC S/N: N/A

LOCATION: ROOM 102

RACK/PANEL: LOC-000

ASSOC. DWG: LOC: M-1081
P&ID: M-25
CCP: 33,
MPL: B21
PPD: 145C3224P001

P.O. NO: 282 FIT 36

SUBMERGENCE: N/A

CHEMICAL SPRAY: N/A

PARAMETER	ENVIRONMENT		DOCUMENTATION REFERENCE		QUALIFICATION	OUTSTANDING ITEMS	INTERFACES:
	SPECIFICATION	QUALIFICATION	SPECIFICATION	QUALIFICATION	METHOD		
OPERATING TIME	32 SEC.	1 HR.	802	802	ANALYSIS		
TEMPERATURE (F)	275 (I)	375	85	802	ANALYSIS		MAINTENANCE REQUIREMENTS:
PRESSURE (PSIA)	1.5 (I)	N/A	85	802	ANALYSIS		
RELATIVE HUMIDITY (%)	100 (I)	100	85	802	TEST		
RADIATION	3.35 E5	2.00 E6	802	802	TEST		REMARKS: COMPONENT HAS NO ACTIVE SAFETY FUNCTION. THEREFORE SPECIFIED ACCURACY IS NOT APPLICABLE.
AGING	40 YRS.	23.5 YRS.	N/A	802	ANALYSIS		

DEFICIENCY RESOLUTION:

PREPARED BY: DJT DATE: 04/16/84 REVISION DATE: 04/16/84

FACILITY: LGS UNIT: 1 DOCKET: 50-352 EQRR: P3A8

REVIEWED BY: WJB DATE: 04/16/84

SYSTEM: PLANT LEAK DETECTION

PLANT ID: TE-25-(51)-1N029D

COMPONENT: TEMPERATURE ELEMENT
ASSOC COMP: N/A
ASSOC COMP: N/A

MANUFACTU: PYCO
ASSOC MANF: N/A
ASSOC MANF: N/A

SERVICE: RHR COMPARTMENT AIR SUPPLY

FUNCTION: SENSES RHR COMPARTMENT AIR SUPPLY TEMPERATURE AND TRANSMITS SIGNAL TO TDTS-51-1N601D. NO ACTIVE SAFETY FUNCTION - CONNECTED TO 1E POWER.

ACCY: SPEC: SEE REMARKS
DEMON: N/A
REF: N/A

MODEL NO.: 02-9039
ASSOC M/N: N/A
ASSOC M/N: N/A

SERIAL NO: N/A
ASSOC S/N: N/A
ASSOC S/N: N/A

LOCATION: ROOM 103

RACK/PANEL: LOC-000

ASSOC. DWG: LOC: M-1089
P&ID: M-25
CCP: 33,
MPL: B21
PPD: 145C3224P001

P.O. NO: 282 FIT 36

SUBMERGENCE: N/A

CHEMICAL SPRAY: N/A

PARAMETER	ENVIRONMENT		DOCUMENTATION REFERENCE		QUALIFICATION	OUTSTANDING ITEMS	INTERFACES:
	SPECIFICATION	QUALIFICATION	SPECIFICATION	QUALIFICATION	METHOD		
OPERATING TIME	32 SEC.	1 HR.	802	802	ANALYSIS		
TEMPERATURE (F)	275 (I)	375	85	802	ANALYSIS		MAINTENANCE REQUIREMENTS:
PRESSURE (PSIA)	1.5 (I)	N/A	85	802	ANALYSIS		
RELATIVE HUMIDITY (%)	100 (I)	100	85	802	ANALYSIS		
RADIATION	3.35 E5	2.00 E8	802	802	TEST		REMARKS: COMPONENT HAS NO ACTIVE SAFETY FUNCTION. THEREFORE SPECIFIED ACCURACY IS NOT APPLICABLE.
AGING	40 YRS.	23.5 YRS.	N/A	802	ANALYSIS		

DEFICIENCY RESOLUTION:

PREPARED BY: DJT DATE: 04/16/84 REVISION DATE: 04/16/84

FACILITY: LGS UNIT: 1 DOCKET: 50-352 EQRR: P3A5

REVIEWED BY: WJB DATE: 04/16/84

SYSTEM: PLANT LEAK DETECTION

ACCY: SPEC: SEE REMARKS
DEMON: N/A
REF: N/A

LOCATION: ROOM 203

PLANT ID: TE-25-(51)-1N030C

RACK/PANEL: LOC-000

COMPONENT: TEMPERATURE ELEMENT
ASSOC COMP: N/A
ASSOC COMP: N/A

MODEL NO.: 02-9039
ASSOC M/N: N/A
ASSOC M/N: N/A

ASSOC. DWG: LOC: M-1082
P&ID: M-25
CCP: 33,
MPL: B21
PPD: 145C3224P001

MANUFACTU: PYCO
ASSOC MANF: N/A
ASSOC MANF: N/A

SERIAL NO: 9454
ASSOC S/N: N/A
ASSOC S/N: N/A

SERVICE: RHR COMPARTMENT AIR SUPPLY

P.O. NO: 282 FIT 36

FUNCTION: SENSES RHR COMPARTMENT AIR SUPPLY TEMPERATURE AND TRANSMITS SIGNAL TO TDTS-51-1N601C. NO ACTIVE SAFETY FUNCTION - CONNECTED TO 1E POWER.

SUBMERGENCE: N/A

CHEMICAL SPRAY: N/A

PARAMETER	ENVIRONMENT		DOCUMENTATION REFERENCE		QUALIFICATION	OUTSTANDING ITEMS	INTERFACES:
	SPECIFICATION	QUALIFICATION	SPECIFICATION	QUALIFICATION	METHOD		
OPERATING TIME	32 SEC.	1 HR.	802	802	ANALYSIS		
TEMPERATURE (F)	275 (I)	375	85	802	ANALYSIS		MAINTENANCE REQUIREMENTS:
PRESSURE (PSIA)	1.5 (I)	N/A	85	802	ANALYSIS		
RELATIVE HUMIDITY (%)	100 (I)	100	85	802	TEST		
RADIATION	3.35 E5	2.00 E8	802	802	TEST		REMARKS: COMPONENT HAS NO ACTIVE SAFETY FUNCTION. THEREFORE SPECIFIED ACCURACY IS NOT APPLICABLE.
AGING	40 YRS.	23.5 YRS.	N/A	802	ANALYSIS		

DEFICIENCY RESOLUTION:

FACILITY: LGS UNIT: 1 DOCKET: 50-352 EQRR: P3A6

PREPARED BY: DJT DATE: 04/16/84 REVISION DATE: 04/16/84

REVIEWED BY: WJB DATE: 04/16/84

SYSTEM: PLANT LEAK DETECTION

PLANT ID: TE-25-(51)-1N030D

COMPONENT: TEMPERATURE ELEMENT
ASSOC COMP: N/A
ASSOC COMP: N/A

MANUFACTU: PYCO
ASSOC MANF: N/A
ASSOC MANF: N/A

SERVICE: RHR COMPARTMENT AIR SUPPLY

FUNCTION: SENSES RHR COMPARTMENT AIR SUPPLY TEMPERATURE AND TRANSMITS SIGNAL TO TDTS-51-1N601C. NO ACTIVE SAFETY FUNCTION - CONNECTED TO 1E POWER.

ACCY: SPEC: SEE REMARKS
DEMON: N/A
REF: N/A

MODEL NO.: 02-9039
ASSOC M/N: N/A
ASSOC M/N: N/A

SERIAL NO: 9454
ASSOC S/N: N/A
ASSOC S/N: N/A

LOCATION: ROOM 204

RACK/PANEL: LOC-000

ASSOC. DWG: LOC: M-1090
P&ID: M-25
CCP: 33,
MPL: B21
PPD: 145C3224P001

P.O. NO: 282 FIT 36

SUBMERGENCE: N/A

CHEMICAL SPRAY: N/A

PARAMETER	ENVIRONMENT		DOCUMENTATION REFERENCE		QUALIFICATION	OUTSTANDING ITEMS	INTERFACES:
	SPECIFICATION	QUALIFICATION	SPECIFICATION	QUALIFICATION	METHOD		
OPERATING TIME	32 SEC.	1 HR.	802	802	ANALYSIS		
TEMPERATURE (F)	275 (I)	375	85	802	ANALYSIS		MAINTENANCE REQUIREMENTS:
PRESSURE (PSIA)	1.5 (I)	N/A	85	802	ANALYSIS		
RELATIVE HUMIDITY (%)	100 (I)	100	85	802	TEST		
RADIATION	3.35 E5	2.00 E8	802	802	TEST		REMARKS: COMPONENT HAS NO ACTIVE SAFETY FUNCTION.
AGING	40 YRS.	23.5 YRS.	N/A	802	ANALYSIS		THEREFORE SPECIFIED ACCURACY IS NOT APPLICABLE.

DEFICIENCY RESOLUTION:

PREPARED BY: DJT DATE: 03/07/84 REVISION DATE: 03/07/84

FACILITY: LGS UNIT: 1 DOCKET: 50-352 EQRR: P343

REVIEWED BY: WJB DATE: 04/12/84

SYSTEM: PLANT LEAK DETECTION

PLANT ID: TE-25-(55)-1N025B

COMPONENT: TEMPERATURE ELEMENT
ASSOC COMP: N/A
ASSOC COMP: N/A

MANUFACTU: PYCO
ASSOC MANF: N/A
ASSOC MANF: N/A

SERVICE: HPCI PIPEWAY.

FUNCTION: SENSES HIGH TEMPERATURE AND TRANSMITS SIGNAL TO TTS-55-1N603B FOR HPCI ISOLATION. HPCILB.

ACCY: SPEC: +/- 1.5% FS
DEMON: +/- 3 DEG. F
REF: 802

MODEL NO.: 02/9039
ASSOC M/N: N/A
ASSOC M/N: N/A

SERIAL NO: 01308
ASSOC S/N: N/A
ASSOC S/N: N/A

LOCATION: ROOM 309

RACK/PANEL: LOC-000

ASSOC. DWG: LOC: M-1083
P&ID: M-25
PFD: 145C3224P001, REV. 4
CCP: 33,63
MPL: E41-N025B

P.O. NO: M-001

SUBMERGENCE: N/A

CHEMICAL SPRAY: N/A

PARAMETER	ENVIRONMENT SPECIFICATION	ENVIRONMENT QUALIFICATION	DOCUMENTATION REFERENCE SPECIFICATION	DOCUMENTATION REFERENCE QUALIFICATION	QUALIFICATION METHOD	OUTSTANDING ITEMS	INTERFACES:
OPERATING TIME	32 SEC.	1 HR.	802	802	ANALYSIS		
TEMPERATURE (F)	264 (C)	375	85	802	ANALYSIS		MAINTENANCE REQUIREMENTS:
PRESSURE (PSIA)	16.1 (C)	N/A	85	802	ANALYSIS		
RELATIVE HUMIDITY (%)	100 (C)	100	85	802	TEST		
RADIATION	5.40 E5	2.0 E8	802	802	TEST		REMARKS:
AGING	40 YRS.	23.5 YRS.	N/A	802	ANALYSIS		

DEFICIENCY RESOLUTION:

PREPARED BY: DJT DATE: 03/07/84 REVISION DATE: 03/07/84

FACILITY: LGS UNIT: 1 DOCKET: 50-352 EQRR: P344

REVIEWED BY: WJB DATE: 04/12/84

SYSTEM: PLANT LEAK DETECTION

PLANT ID: TE-25-(55)-1N025D

COMPONENT: TEMPERATURE ELEMENT
ASSOC COMP: N/A
ASSOC COMP: N/A

MANUFACTU: PYCO
ASSOC MANF: N/A
ASSOC MANF: N/A

SERVICE: HPCI PIPEWAY.

FUNCTION: SENSES HIGH TEMPERATURE AND TRANSMITS SIGNAL TO TTS-55-1N603D FOR HPCI ISOLATION. HPCI1B.

ACCY: SPEC: +/-1.5% FS
DEMON: +/- 3 DEG. F
REF: 802

MODEL NO.: [illegible]-9039
ASSOC M/N: N/A
ASSOC M/N: N/A

SERIAL NO: 01375
ASSOC S/N: N/A
ASSOC S/N: N/A

LOCATION: ROOM 309

RACK/PANEL: LOC-000

ASSOC. DWG: LOC: M-1083
P&ID: M-25
PPD: 145C3224P001
CCP: 33,64
MPL: E41-N025D

P.O. NO: M-001

SUBMERGENCE: N/A

CHEMICAL SPRAY: N/A

PARAMETER	ENVIRONMENT		DOCUMENTATION REFERENCE		QUALIFICATION	OUTSTANDING ITEMS	INTERFACES:
	SPECIFICATION	QUALIFICATION	SPECIFICATION	QUALIFICATION	METHOD		
OPERATING TIME	32 SEC.	1 HR.	802	802	ANALYSIS		
TEMPERATURE (F)	264 (C)	375	85	802	ANALYSIS		MAINTENANCE REQUIREMENTS:
PRESSURE (PSIA)	16.1 (C)	N/A	85	802	ANALYSIS		
RELATIVE HUMIDITY (%)	100 (C)	100	85	802	TEST		
RADIATION	5.40 E5	2.0 E8	802	802	TEST		REMARKS:
AGING	40 YRS.	23.5 YRS.	N/A	802	ANALYSIS		

DEFICIENCY RESOLUTION:

PREPARED BY: DJT DATE: 03/07/84 REVISION DATE: 03/07/84

FACILITY: LGS UNIT: 1 DOCKET: 50-352 EQRR: P345

REVIEWED BY: WJB DATE: 04/12/84

SYSTEM: PLANT LEAK DETECTION

ACCY: SPEC: +/-1.5% FS
DEMON: +/- 3 DEG. F
REF: 802

LOCATION: ROOM 309

PLANT ID: TE-25-(55)-1N025F

RACK/PANEL: LOC-000

COMPONENT: TEMPERATURE ELEMENT
ASSOC COMP: N/A
ASSOC COMP: N/A

MODEL NO.: 02-9039
ASSOC M/N: N/A
ASSOC M/N: N/A

ASSOC. DWG: LOC: M-1083
P&ID: M-25
PPD: 145C3224P001
CCP: 33,63
MPL: E41-N025F

MANUFACTU: PYCO
ASSOC MANF: N/A
ASSOC MANF: N/A

SERIAL NO: 01215
ASSOC S/N: N/A
ASSOC S/N: N/A

SERVICE: HPCI PIPEWAY.

P.O. NO: M-001

FUNCTION: SENSES HIGH TEMPERATURE AND TRANSMITS SIGNAL TO TTS-55-1N603F FOR HPCI ISOLATION. HPCILB.

SUBMERGENCE: N/A

CHEMICAL SPRAY: N/A

PARAMETER	ENVIRONMENT		DOCUMENTATION REFERENCE		QUALIFICATION	OUTSTANDING ITEMS	INTERFACES:
	SPECIFICATION	QUALIFICATION	SPECIFICATION	QUALIFICATION	METHOD		
OPERATING TIME	32 SEC.	1 HR.	802	802	ANALYSIS		
TEMPERATURE (F)	264 (C)	375	85	802	ANALYSIS		MAINTENANCE REQUIREMENTS:
PRESSURE (PSIA)	16.1 (C)	N/A	85	802	ANALYSIS		
RELATIVE HUMIDITY (%)	100 (C)	100	85	802	TEST		
RADIATION	5.40 E5	2.0 E8	802	802	TEST		REMARKS:
AGING	40 YRS.	23.5 YRS.	N/A	802	ANALYSIS		

DEFICIENCY RESOLUTION:

PREPARED BY: DJT DATE: 03/07/84 REVISION DATE: 03/07/84

FACILITY: LGS UNIT: 1 DOCKET: 50-352 EQRR: P346

REVIEWED BY: WJB DATE: 04/12/84

SYSTEM: PLANT LEAK DETECTION

PLANT ID: TE-25-(55)-1N025H

COMPONENT: TEMPERATURE ELEMENT
ASSOC COMP: N/A
ASSOC COMP: N/A

MANUFACTU: PYCO
ASSOC MANF: N/A
ASSOC MANF: N/A

SERVICE: HPCI PIPEWAY.

FUNCTION: SENSES HIGH TEMPERATURE AND TRANSMITS SIGNAL TO TTS-55-1N603H FOR HPCI ISOLATION. HPCILB.

ACCY: SPEC: +/-1.5% FS
DEMON: +/- 3 DEG. F
REF: 802

MODEL NO.: 02-9039
ASSOC M/N: N/A
ASSOC M/N: N/A

SERIAL NO: 00833
ASSOC S/N: N/A
ASSOC S/N: N/A

LOCATION: ROOM 309

RACK/PANEL: LOC-000

ASSOC. DWG: LOC: M-1083
P&ID: M-25
PFD: 145C3224P001
CCP: 33,64
MPL: E41-N025H

P.O. NO: M-001

SUBMERGENCE: N/A

CHEMICAL SPRAY: N/A

PARAMETER	ENVIRONMENT		DOCUMENTATION REFERENCE		QUALIFICATION	OUTSTANDING ITEMS	INTERFACES:
	SPECIFICATION	QUALIFICATION	SPECIFICATION	QUALIFICATION	METHOD		
OPERATING TIME	32 SEC.	1 HR.	802	802	ANALYSIS		
TEMPERATURE (F)	264 (C)	375	85	802	ANALYSIS		MAINTENANCE REQUIREMENTS:
PRESSURE (PSIA)	16.1 (C)	N/A	85	802	ANALYSIS		
RELATIVE HUMIDITY (%)	100 (C)	100	85	802	TEST		
RADIATION	5.40 E5	2.0 E8	802	802	TEST		REMARKS:
AGING	40 YRS.	23.5 YRS.	N/A	802	ANALYSIS		

DEFICIENCY RESOLUTION:

PREPARED BY: DJT DATE: 03/07/84 REVISION DATE: 03/07/84

FACILITY: LGS UNIT: 1 DOCKET: 50-352 EQRR: P347

REVIEWED BY: WJB DATE: 04/12/84

SYSTEM: PLANT LEAK DETECTION

PLANT ID: TE-25-(55)-1N025K

COMPONENT: TEMPERATURE ELEMENT
ASSOC COMP: N/A
ASSOC COMP: N/A

MANUFACTU: PYCO
ASSOC MANF: N/A
ASSOC MANF: N/A

SERVICE: HPCI PIPEWAY.

FUNCTION: SENSES HIGH TEMPERATURE AND TRANSMITS SIGNAL TO TTS-55-1N603K FOR HPCI ISOLATION. HPCILB.

ACCY: SPEC: +/-1.5% FS
DEMON: +/- 3 DEG. F
REF: 802

MODEL NO.: 02-9039
ASSOC M/N: N/A
ASSOC M/N: N/A

SERIAL NO: 00581
ASSOC S/N: N/A
ASSOC S/N: N/A

LOCATION: ROOM 288

RACK/PANEL: LOC-000

ASSOC. DWG: LOC: M-1082
P&ID: M-25
PFD: 145C3224P001, REV. 3
CCP: 33,
MPL: E41-N025K

P.O. NO: M-001

SUBMERGENCE: N/A

CHEMICAL SPRAY: N/A

PARAMETER	ENVIRONMENT		DOCUMENTATION REFERENCE		QUALIFICATION	OUTSTANDING ITEMS	INTERFACES:
	SPECIFICATION	QUALIFICATION	SPECIFICATION	QUALIFICATION	METHOD		
OPERATING TIME	32 SEC.	1 HR.	802	802	ANALYSIS		
TEMPERATURE (F)	298 (B)	375	85	802	ANALYSIS		MAINTENANCE REQUIREMENTS:
PRESSURE (PSIA)	20.8 (B)	N/A	85	802	ANALYSIS		
RELATIVE HUMIDITY (%)	100 (B)	100	85	802	TEST		
RADIATION	6.60 E5	2.0 E6	802	802	TEST		REMARKS:
AGING	40 YRS.	23.5 YRS.	N/A	802	ANALYSIS		

DEFICIENCY RESOLUTION:

FACILITY: LGS UNIT: 1 DOCKET: 50-352 EQRR: P348

PREPARED BY: DJT DATE: 03/07/84 REVISION DATE: 03/07/84

REVIEWED BY: WJB DATE: 04/12/84

SYSTEM: PLANT LEAK DETECTION

PLANT ID: TE-25-(55)-1N025M

COMPONENT: TEMPERATURE ELEMENT
ASSOC COMP: N/A
ASSOC COMP: N/A

MANUFACTU: PYCO
ASSOC MANF: N/A
ASSOC MANF: N/A

SERVICE: HPCI PIPEWAY.

FUNCTION: SENSES HIGH TEMPERATURE AND TRANSMITS SIGNAL TO TIS-55-1N603M FOR HPCI ISOLATION. HPCILB.

ACCY: SPEC: +/-1.5% FS
DEMON: +/- 3 DEG. F
REF: 802

MODEL NO.: 02-9039
ASSOC M/N: N/A
ASSOC M/N: N/A

SERIAL NO: 3367
ASSOC S/N: N/A
ASSOC S/N: N/A

LOCATION: ROOM 288

RACK/PANEL: LOC-000

ASSOC. DWG: LOC: M-1082
P&ID: M-25
PFD: 145C3224P001, REV. 3
CCP: 33,65
MPL: E41-N025M

P.O. NO: M-001

SUBMERGENCE: N/A

CHEMICAL SPRAY: N/A

PARAMETER	ENVIRONMENT		DOCUMENTATION REFERENCE		QUALIFICATION	OUTSTANDING ITEMS	INTERFACES:
	SPECIFICATION	QUALIFICATION	SPECIFICATION	QUALIFICATION	METHOD		
OPERATING TIME	32 SEC.	1 HR.	802	802	ANALYSIS		
TEMPERATURE (F)	298 (B)	375	85	802	ANALYSIS		MAINTENANCE REQUIREMENTS:
PRESSURE (PSIA)	20.8 (B)	N/A	85	802	ANALYSIS		
RELATIVE HUMIDITY (%)	100 (B)	100	85	802	TEST		
RADIATION	6.60 E5	2.0 E8	802	802	TEST		REMARKS:
AGING	40 YRS.	23.5 YRS.	N/A	802	ANALYSIS		

DEFICIENCY RESOLUTION:

PREPARED BY: DJT DATE: 03/07/84 REVISION DATE: 03/07/84

FACILITY: LGS UNIT: 1 DOCKET: 50-352 EQRR: P349

REVIEWED BY: WJB DATE: 04/12/84

SYSTEM: PLANT LEAK DETECTION

ACCY: SPEC: +/-1.5% FS
DEMON: +/- 3 DEG. F
REF: 802

LOCATION: ROOM 109

PLANT ID: TE-25-(55)-1N025P

RACK/PANEL: LOC-000

COMPONENT: TEMPERATURE ELEMENT
ASSOC COMP: N/A
ASSOC COMP: N/A

MODEL NO.: 102-9039-08-6
ASSOC M/N: N/A
ASSOC M/N: N/A

ASSOC. DWG: LOC: M-1081
P&ID: M-25
PPD: 145C3224P001
G.E. EL.: 791E425TN, SHT.4
CCP: 33,65
MPL: E41-N025P

MANUFACTU: PYCO
ASSOC MANF: N/A
ASSOC MANF: N/A

SERIAL NO:
ASSOC S/N: N/A
ASSOC S/N: N/A

SERVICE: HPCI PIPEWAY.

P.O. NO: M-001

FUNCTION: SENSES HIGH TEMPERATURE AND TRANSMITS SIGNAL TO TTS-55-1N603 FOR HPCI ISOLATION. HPCILB.

SUBMERGENCE: N/A

CHEMICAL SPRAY: N/A

PARAMETER	ENVIRONMENT		DOCUMENTATION REFERENCE		QUALIFICATION	OUTSTANDING ITEMS	INTERFACES:
	SPECIFICATION	QUALIFICATION	SPECIFICATION	QUALIFICATION	METHOD		
OPERATING TIME	32 SEC.	1 HR.	802	802	ANALYSIS		
TEMPERATURE (F)	297 (B)	375	85	802	ANALYSIS		MAINTENANCE REQUIREMENTS:
PRESSURE (PSIA)	17.4 (B)	N/A	85	802	ANALYSIS		
RELATIVE HUMIDITY (%)	100 (B)	100	85	802	TEST		
RADIATION	5.30 E5	2.0 E8	802	802	TEST		REMARKS:
AGING	40 YRS	23.5 YRS.	N/A	802	ANALYSIS		

DEFICIENCY RESOLUTION:

PREPARED BY: DJT DATE: 03/07/84 REVISION DATE: 03/07/84

FACILITY: LGS UNIT: 1 DOCKET: 50-352 EQRR: P350

REVIEWED BY: WJB DATE: 04/12/84

SYSTEM: PLANT LEAK DETECTION

PLANT ID: TE-25-(55)-1N025S

COMPONENT: TEMPERATURE ELEMENT
ASSOC COMP: N/A
ASSOC COMP: N/A

MANUFACTU: PYCO
ASSOC MANF: N/A
ASSOC MANF: N/A

SERVICE: HPCI PIPEWAY.

FUNCTION: SENSES HIGH TEMPERATURE AND TRANSMITS SIGNAL TO TTS-55-1N603S FOR HPCI ISOLATION. HPCILB.

ACCY: SPEC: _/-1.5% FS
DEMON: +/- 3 DEG. F
REF: 802

MODEL NO.: 102-9039-08-6
ASSOC M/N: N/A
ASSOC M/N: N/A

SERIAL NO:
ASSOC S/N: N/A
ASSOC S/N: N/A

LOCATION: ROOM 109

RACK/PANEL: LOC-000

ASSOC. DWG: LOC: M-1081
P&ID: M-25
PPD: 145C3224P001
G.E. EL.:791E425TN, SHT.4
CCP: 33,65
MPL: E41-N025S

P.O. NO: M-001

SUBMERGENCE: N/A

CHEMICAL SPRAY: N/A

PARAMETER	ENVIRONMENT		DOCUMENTATION REFERENCE		QUALIFICATION	OUTSTANDING ITEMS	INTERFACES:
	SPECIFICATION	QUALIFICATION	SPECIFICATION	QUALIFICATION	METHOD		
OPERATING TIME	32 SEC.	1 HR.	802	802	ANALYSIS		
TEMPERATURE (F)	297 (B)	375	85	802	ANALYSIS		MAINTENANCE REQUIREMENTS:
PRESSURE (PSIA)	17.4 (B)	N/A	85	802	ANALYSIS		
RELATIVE HUMIDITY (%)	100 (B)	100	85	802	TEST		
RADIATION	5.30 E5	2.0 E8	802	802	TEST		REMARKS:
AGING	40 YRS.	23.5 YRS.	N/A	802	ANALYSIS		

DEFICIENCY RESOLUTION:

PREPARED BY: DJT DATE: 03/07/84 REVISION DATE: 03/07/84

FACILITY: LGS UNIT: 1 DOCKET: 50-352 EQRR: P368

REVIEWED BY: WJB DATE: 04/12/84

SYSTEM: PLANT LEAK DETECTION

PLANT ID: TE-25-(55)-1N028B

COMPONENT: TEMPERATURE ELEMENT
ASSOC COMP: N/A
ASSOC COMP: N/A

MANUFACTU: PYCO
ASSOC MANF: N/A
ASSOC MANF: N/A

SERVICE: HPCI COMPT. DIFFERENTIAL TEMPERATURE.

FUNCTION: SENSES DIFFERENTIAL TEMPERATURE BETWEEN SUPPLY AND RETURN VENTS AND TRANSMITS SIGNAL TO TDTS-55-1N601B FOR HPCI ISOLATION. ALSO TRANSMITS SIGNAL TO TDT-25-123 FOR INDICATION. HPCILB.

ACCY: SPEC: +/-1.5% FS
DEMON: +/- 3 DEG. F
REF: 802

MODEL NO.: 02-9039
ASSOC M/N: N/A
ASSOC M/N: N/A

SERIAL NO: 01261
ASSOC S/N: N/A
ASSOC S/N: N/A

LOCATION: ROOM 109

RACK/PANEL: LOC-000

ASSOC. DWG: LOC: M-1081
P&ID: M-25
PPD: 145C3224P001
CCP: 33,66
MPL: E41-N028B

P.O. NO: M-001

SUBMERGENCE: N/A

CHEMICAL SPRAY: N/A

PARAMETER	ENVIRONMENT		DOCUMENTATION REFERENCE		QUALIFICATION	OUTSTANDING ITEMS	INTERFACES:
	SPECIFICATION	QUALIFICATION	SPECIFICATION	QUALIFICATION	METHOD		
OPERATING TIME	32 SEC.	1 HR.	802	802	ANALYSIS		
TEMPERATURE (F)	297 (B)	375	85	802	ANALYSIS		MAINTENANCE REQUIREMENTS:
PRESSURE (PSIA)	17.4 (B)	N/A	85	802	ANALYSIS		
RELATIVE HUMIDITY (%)	100 (B)	100	85	802	TEST		
RADIATION	5.30 E5	2.0 E8	802	802	TEST		REMARKS:
AGING	40 YRS.	23.5 YRS.	N/A	802	ANALYSIS		

DEFICIENCY RESOLUTION:

PREPARED BY: DJT DATE: 03/07/84 REVISION DATE: 03/07/84

FACILITY: LGS UNIT: 1 DOCKET: 50-352 EQRR: P352

REVIEWED BY: WJB DATE: 04/12/84

SYSTEM: PLANT LEAK DETECTION

ACCY: SPEC: +/-1.5% FS
DEMON: +/- 3 DEG. F
REF: 802

LOCATION: ROOM 109

PLANT ID: TE-25-(55)-1N028D

RACK/PANEL: LOC-000

COMPONENT: TEMPERATURE ELEMENT
ASSOC COMP: N/A
ASSOC COMP: N/A

MODEL NO.: 02-9039
ASSOC M/N: N/A
ASSOC M/N: N/A

ASSOC. DWG: LOC: M-1081
P&ID: M-25
PFD: 145C3224P001
CCP: 33,67
MPL: E41-N028D

MANUFACTU: PYCO
ASSOC MANF: N/A
ASSOC MANF: N/A

SERIAL NO: 01261
ASSOC S/N: N/A
ASSOC S/N: N/A

SERVICE: HPCI COMPT. DIFFERENTIAL TEMPERATURE.

P.O. NO: M-001

FUNCTION: SENSES HIGH TEMPERATURE BETWEEN SUPPLY AND RETURN VENT AND TRANSMITS SIGNAL TO TDTS-55-1N601D FOR HPCI ISOLATION. HPCILB.

SUBMERGENCE: N/A

CHEMICAL SPRAY: N/A

PARAMETER	ENVIRONMENT		DOCUMENTATION REFERENCE		QUALIFICATION	OUTSTANDING ITEMS	INTERFACES:
	SPECIFICATION	QUALIFICATION	SPECIFICATION	QUALIFICATION	METHOD		
OPERATING TIME	32 SEC.	1 HR.	802	802	ANALYSIS		
TEMPERATURE (F)	297 (B)	375	85	802	ANALYSIS		MAINTENANCE REQUIREMENTS:
PRESSURE (PSIA)	17.4 (B)	N/A	85	802	ANALYSIS		
RELATIVE HUMIDITY (%)	100 (B)	100	85	802	TEST		
RADIATION	5.30 E5	2.00 E8	802	802	TEST		REMARKS:
AGING	40 YRS.	23.5 YRS.	N/A	802	ANALYSIS		

DEFICIENCY RESOLUTION:

PREPARED BY: DJT DATE: 03/07/84 REVISION DATE: 03/07/84

FACILITY: LGS UNIT: 1 DOCKET: 50-352 EQRR: P353

REVIEWED BY: WJB DATE: 04/12/84

SYSTEM: PLANT LEAK DETECTION

ACCY: SPEC: +/-1.5% FS
DEMON: +/- 3 DEG. F
REF: 802

LOCATION: ROOM 288

PLANT ID: TE-25-(55)-1N029B

RACK/PANEL: LOC-000

COMPONENT: TEMPERATURE ELEMENT
ASSOC COMP: N/A
ASSOC COMP: N/A

MODEL NO.: 02-9039
ASSOC M/N: N/A
ASSOC M/N: N/A

ASSOC. DWG: LOC: M-1082
P&ID: M-25
PFD: 145C3224P001, REV. 3
CCP: 33,66
MPL: E41-N029B

MANUFACTU: PYCO
ASSOC MANF: N/A
ASSOC MANF: N/A

SERIAL NO: 00573
ASSOC S/N: N/A
ASSOC S/N: N/A

SERVICE: HPCI COMPT. DIFFERENTIAL TEMPERATURE.

P.O. NO: M-001

FUNCTION: SENSES HIGH TEMPERATURE BETWEEN SUPPLY AND RETURN VENTS AND TRANSMITS SIGNAL TO TDTS-55-1N601B FOR HPCI ISOLATION. HPCILB.

SUBMERGENCE: N/A

CHEMICAL SPRAY: N/A

PARAMETER	ENVIRONMENT		DOCUMENTATION REFERENCE		QUALIFICATION	OUTSTANDING ITEMS	INTERFACES:
	SPECIFICATION	QUALIFICATION	SPECIFICATION	QUALIFICATION	METHOD		
OPERATING TIME	32 SEC.	1 HR.	802	802	ANALYSIS		
TEMPERATURE (F)	2[illegible] (B)	375	85	802	ANALYSIS		MAINTENANCE REQUIREMENTS:
PRESSURE (PSIA)	20.8 (B)	N/A	85	802	ANALYSIS		
RELATIVE HUMIDITY (%)	100 (B)	100	85	802	TEST		
RADIATION	6.60 E5	2.0 E8	802	802	TEST		REMARKS:
AGING	40 YRS.	23.5 YRS.	N/A	802	ANALYSIS		

DEFICIENCY RESOLUTION:

PREPARED BY: DJT DATE: 03/07/84 REVISION DATE: 03/07/84

FACILITY: LGS UNIT: 1 DOCKET: 50-352 EQRR: P354

REVIEWED BY: WJB DATE: 04/12/84

SYSTEM: PLANT LEAK DETECTION

PLANT ID: TE-25-(55)-1N029D

COMPONENT: TEMPERATURE ELEMEMT
ASSOC COMP: N/A
ASSOC COMP: N/A

MANUFACTU: PYCO
ASSOC MANF: N/A
ASSOC MANF: N/A

SERVICE: HPCI COMPT. DIFFERENTIAL TEMPERATURE.

FUNCTION: SENSES HIGH TEMPERATURE BETWEEN SUPPLY AND RETURN VENTS AND TRANSMITS SIGNAL TO TDTS-55-1N601D FOR HPCI ISOLATION. HPCILB.

ACCY: SPEC: +/-1.5% FS
DEMON: +/- 3 DEG. F
REF: 802

MODEL NO.: 02-9039
ASSOC M/N: N/A
ASSOC M/N: N/A

SERIAL NO: 00780
ASSOC S/N: N/A
ASSOC S/N: N/A

LOCATION: ROOM 288

RACK/PANEL: LOC-000

ASSOC. DWG: LOC: M-1082
P&ID: M-25
PPD: 145C3224
CCP: 33,67
MPL: E41-N029D

P.O. NO: M-001

SUBMERGENCE: N/A

CHEMICAL SPRAY: N/A

PARAMETER	ENVIRONMENT		DOCUMENTATION REFERENCE		QUALIFICATION	OUTSTANDING ITEMS	INTERFACES:
	SPECIFICATION	QUALIFICATION	SPECIFICATION	QUALIFICATION	METHOD		
OPERATING TIME	32 SEC.	1 HR.	802	802	ANALYSIS		
TEMPERATURE (F)	298 (B)	375	85	802	ANALYSIS		MAINTENANCE REQUIREMENTS:
PRESSURE (PSIA)	20.8 (B)	N/A	85	802	ANALYSIS		
RELATIVE HUMIDITY (%)	100 (B)	100	85	802	TEST		
RADIATION	6.60 E5	2.0 E8	802	802	TEST		REMARKS:
AGING	40 YRS.	23.5 YRS.	N/A	802	ANALYSIS		

DEFICIENCY RESOLUTION:

PREPARED BY: DJT DATE: 03/07/84 REVISION DATE: 03/07/84

FACILITY: LGS UNIT: 1 DOCKET: 50-352 EQRR: P355

REVIEWED BY: WJB DATE: 04/12/84

SYSTEM: PLANT LEAK DETECTION

PLANT ID: TE-25-(55)-1N030B

COMPONENT: TEMPERATURE ELEMENT
ASSOC COMP: N/A
ASSOC COMP: N/A

MANUFACTU: PYCO
ASSOC MANF: N/A
ASSOC MANF: N/A

SERVICE: HPCI COMP. AMB. TEMPERATURE.

FUNCTION: SENSES HIGH TEMPERATURE AND TRANSMITS SIGNAL TO TTS-55-1N602B FOR HPCI ISOLATION. HPCILB.

ACCY: SPEC: +/-1.5% FS
DEMON: +/- 3 DEG. F
REF: 802

MODEL NO.: 02-9039
ASSOC M/N: N/A
ASSOC M/N: N/A

SERIAL NO:
ASSOC S/N: N/A
ASSOC S/N: N/A

LOCATION: ROOM 109

RACK/PANEL: LOC-000

ASSOC. DWG: LOC: M-1081
P&ID: M-55
PFD: 145C3224P001
CCP: 33,66
MPL: E41-N030B

P.O. NO: M-001

SUBMERGENCE: N/A

CHEMICAL SPRAY: N/A

PARAMETER	ENVIRONMENT		DOCUMENTATION REFERENCE		QUALIFICATION	OUTSTANDING ITEMS	INTERFACES:
	SPECIFICATION	QUALIFICATION	SPECIFICATION	QUALIFICATION	METHOD		
OPERATING TIME	32 SEC.	1 HR.	802	802	ANALYSIS		
TEMPERATURE (F)	297 (B)	375	85	802	ANALYSIS		MAINTENANCE REQUIREMENTS:
PRESSURE (PSIA)	17.4 (B)	N/A	85	802	ANALYSIS		
RELATIVE HUMIDITY (%)	100 (B)	100	85	802	TEST		
RADIATION	5.30 E5	2.0 E8	802	802	TEST		REMARKS:
AGING	40 YRS.	23.5 YRS.	N/A	802	ANALYSIS		

DEFICIENCY RESOLUTION:

PREPARED BY: DJT DATE: 03/07/84 REVISION DATE: 03/07/84

FACILITY: LGS UNIT: 1 DOCKET: 50-352 EQRR: P356

REVIEWED BY: WJB DATE: 04/12/84

SYSTEM: PLANT LEAK DETECTION

PLANT ID: TE-25-(55)-1N030D

COMPONENT: TEMPERATURE ELEMENT
ASSOC COMP: N/A
ASSOC COMP: N/A

MANUFACTU: PYCO
ASSOC MANF: N/A
ASSOC MANF: N/A

SERVICE: HPCI COMPT. AMB. TEMPERATURE.

FUNCTION: SENSES HIGH TEMPERATURE AND TRANSMITS SIGNAL TO TTS-55-1N602D FOR HPCI ISOLATION. HPCILB.

ACCY: SPEC: +/-1.5% FS
DEMON: +/- 3 DEG. F
REF: 802

MODEL NO.: 02-9039
ASSOC M/N: N/A
ASSOC M/N: N/A

SERIAL NO:
ASSOC S/N: N/A
ASSOC S/N: N/A

LOCATION: ROOM 109

RACK/PANEL: LOC-000

ASSOC. DWG: LOC: M-1081
P&ID: M-25
PFD: 145C3224P001
CCP: 33,67
MPL: E41-N030D

P.O. NO: M-001

SUBMERGENCE: N/A

CHEMICAL SPRAY: N/A

PARAMETER	ENVIRONMENT		DOCUMENTATION REFERENCE		QUALIFICATION	OUTSTANDING ITEMS	INTERFACES:
	SPECIFICATION	QUALIFICATION	SPECIFICATION	QUALIFICATION	METHOD		
OPERATING TIME	32 SEC.	1 HR.	802	802	ANALYSIS		
TEMPERATURE (F)	297 (B)	375	85	802	ANALYSIS		MAINTENANCE REQUIREMENTS:
PRESSURE (PSIA)	17.4 (B)	N/A	85	802	ANALYSIS		
RELATIVE HUMIDITY (%)	100 (B)	100	85	802	TEST		
RADIATION	5.30 E5	2.0 E8	802	802	TEST		REMARKS:
AGING	40 YRS.	23.5 YRS.	N/A	802	ANALYSIS		

DEFICIENCY RESOLUTION:

PREPARED BY: DJT DATE: 04/16/84 REVISION DATE: 03/26/84

FACILITY: LGS UNIT: 1 DOCKET: 50-352 EQRR: P384

REVIEWED BY: WJB DATE: 04/12/84

SYSTEM: PLANT LEAK DETECTION

ACCY: SPEC: +/- 10 DEG F W/TTS
DEMON: +/- 3 DEG F
REF: 802

LOCATION: AREA 6, EL 255

PLANT ID: TE-25-115A

RACK/PANEL: LOC-000

COMPONENT: TEMPERATURE ELEMENT
ASSOC COMP: N/A
ASSOC COMP: N/A

MODEL NO.: 102-9039-08
ASSOC M/N: N/A
ASSOC M/N: N/A

ASSOC. DWG: LOC: M-1119
P&ID: M-25
CCP: 33,
PPD: 145C3224P001

MANUFACTU: PYCO
ASSOC MANF: N/A
ASSOC MANF: N/A

SERIAL NO: 14524
ASSOC S/N: N/A
ASSOC S/N: N/A

SERVICE: MSL LEAK DETECTION (DIV A1)

P.O. NO: 205-XP940

FUNCTION: SENSES HIGH AREA TEMPERATURE AND TRANSMITS SIGNAL TO TTS-25-115A FOR MAIN STEAM LINE ISOLATION, MSLB.

SUBMERGENCE: N/A

CHEMICAL SPRAY: N/A

PARAMETER	ENVIRONMENT		DOCUMENTATION REFERENCE		QUALIFICATION	OUTSTANDING ITEMS	INTERFACES:
	SPECIFICATION	QUALIFICATION	SPECIFICATION	QUALIFICATION	METHOD		
OPERATING TIME	32 SEC.	1 HR.	802	802	ANALYSIS		
TEMPERATURE (F)	138	375	85	802	ANALYSIS		MAINTENANCE REQUIREMENTS:
PRESSURE (PSIA)	14.7	N/A	85	802	ANALYSIS		
RELATIVE HUMIDITY (%)	100	100	85	802	TEST		
RADIATION	2.50 E6	2.00 E8	85	802	TEST		REMARKS: SPEC. ENVIRONMENT IS FOR TURBINE-GEN AREA.
AGING	40 YRS.	23.5 YRS.	N/A	802	ANALYSIS		

DEFICIENCY RESOLUTION:

PREPARED BY: DJT DATE: 04/16/84 REVISION DATE: 03/26/84

FACILITY: LGS UNIT: 1 DOCKET: 50-352 EQRR: P385

REVIEWED BY: WJB DATE: 04/12/84

SYSTEM: PLANT LEAK DETECTION

ACCY: SPEC: +/- 10 DEG F W/TTS
DEMON: +/- 3 DEG F
REF: 802

LOCATION: AREA 6, EL 255

PLANT ID: TE-25-115B

RACK/PANEL: LOC-000

COMPONENT: TEMPERATURE ELEMENT
ASSOC COMP: N/A
ASSOC COMP: N/A

MODEL NO.: 102-9039-08
ASSOC M/N: N/A
ASSOC M/N: N/A

ASSOC. DWG: LOC: M-1119
P&ID: M-25
CCP: 33,
PPD: 145C3224P001

MANUFACTU: PYCO
ASSOC MANF: N/A
ASSOC MANF: N/A

SERIAL NO: 14524
ASSOC S/N: N/A
ASSOC S/N: N/A

SERVICE: MSL LEAK DETECTION (DIV B1)

P.O. NO: 205-XP940

FUNCTION: SENSES HIGH AREA TEMPERATURE AND TRANSMITS SIGNAL TO TTS-25-115B FOR MAIN STEAM LINE ISOLATION, MSLB.

SUBMERGENCE: N/A

CHEMICAL SPRAY: N/A

PARAMETER	ENVIRONMENT		DOCUMENTATION REFERENCE		QUALIFICATION	OUTSTANDING ITEMS	INTERFACES:
	SPECIFICATION	QUALIFICATION	SPECIFICATION	QUALIFICATION	METHOD		
OPERATING TIME	32 SEC.	1 HR.	802	802	ANALYSIS		
TEMPERATURE (F)	138	375	85	802	ANALYSIS		MAINTENANCE REQUIREMENTS:
PRESSURE (PSIA)	14.7	N/A	85	802	ANALYSIS		
RELATIVE HUMIDITY (%)	100	100	85	802	TEST		
RADIATION	2.50 E6	2.00 E8	85	802	TEST		REMARKS: SPEC. ENVIRONMENT IS FOR TURBINE-GEN AREA.
AGING	40 YRS.	23.5 YRS.	N/A	802	ANALYSIS		

DEFICIENCY RESOLUTION:

PREPARED BY: DJT DATE: 04/16/84 REVISION DATE: 03/26/84

FACILITY: LGS UNIT: 1 DOCKET: 50-352 EQRR: P386

REVIEWED BY: WJB DATE: 04/12/84

SYSTEM: PLANT LEAK DETECTION

PLANT ID: TE-25-115C

COMPONENT: TEMPERATURE ELEMENT
ASSOC COMP: N/A
ASSOC COMP: N/A

MANUFACTU: PYCO
ASSOC MANF: N/A
ASSOC MANF: N/A

SERVICE: MSL LEAK DETECTION (DIV A2)

FUNCTION: SENSES HIGH AREA TEMPERATURE AND TRANSMITS SIGNAL TO TTS-25-115C FOR MAIN STEAM LINE ISOLATION, MSLB.

ACCY: SPEC: +/- 10 DEG F W/TTS
DEMON: +/- 3 DEG F
REF: 802

MODEL NO.: 102-9039-08
ASSOC M/N: N/A
ASSOC M/N: N/A

SERIAL NO: 14524
ASSOC S/N: N/A
ASSOC S/N: N/A

LOCATION: AREA 6, EL 255

RACK/PANEL: LOC-000

ASSOC. DWG: LOC: M-1119
P&ID: M-25
CCP: 33,
PFD: 145C3224P001

P.O. NO: 205-XP940

SUBMERGENCE: N/A

CHEMICAL SPRAY: N/A

PARAMETER	ENVIRONMENT		DOCUMENTATION REFERENCE		QUALIFICATION	OUTSTANDING ITEMS	INTERFACES:
	SPECIFICATION	QUALIFICATION	SPECIFICATION	QUALIFICATION	METHOD		
OPERATING TIME	32 SEC.	1 HR.	802	802	ANALYSIS		
TEMPERATURE (F)	138	375	85	802	ANALYSIS		MAINTENANCE REQUIREMENTS:
PRESSURE (PSIA)	14.7	N/A	85	802	ANALYSIS		
RELATIVE HUMIDITY (%)	100	100	85	802	TEST		
RADIATION	2.50 E6	2.00 E8	85	802	TEST		REMARKS: SPEC. ENVIRONMENT IS FOR TURBINE-GEN AREA.
AGING	40 YRS.	23.5 YRS.	N/A	802	ANALYSIS		

DEFICIENCY RESOLUTION:

PREPARED BY: DJT DATE: 04/16/84 REVISION DATE: 03/26/84

FACILITY: LGS UNIT: 1 DOCKET: 50-352 EQRR: P387

REVIEWED BY: WJB DATE: 04/12/84

SYSTEM: PLANT LEAK DETECTION

PLANT ID: TE-25-115D

COMPONENT: TEMPERATURE ELEMENT
ASSOC COMP: N/A
ASSOC COMP: N/A

MANUFACTU: PYCO
ASSOC MANF: N/A
ASSOC MANF: N/A

SERVICE: MSL LEAK DETECTION (DIV B2)

FUNCTION: SENSES HIGH AREA TEMPERATURE AND TRANSMITS SIGNAL TO TTS-25-115D FOR MAIN STEAM LINE ISOLATION, MSLB.

ACCY: SPEC: +/- 10 DEG F W/TTS
DEMON: +/- 3 DEG F
REF: 802

MODEL NO.: 102-9039-08
ASSOC M/N: N/A
ASSOC M/N: N/A

SERIAL NO: 14524
ASSOC S/N: N/A
ASSOC S/N: N/A

LOCATION: AREA 6, EL 255

RACK/PANEL: LOC-000

ASSOC. DWG: LOC: M-1119
P&ID: M-25
CCP: 33,
PPD: 145C3224P001

P.O. NO: 205-XP940

SUBMERGENCE: N/A

CHEMICAL SPRAY: N/A

PARAMETER	ENVIRONMENT		DOCUMENTATION REFERENCE		QUALIFICATION	OUTSTANDING ITEMS	INTERFACES:
	SPECIFICATION	QUALIFICATION	SPECIFICATION	QUALIFICATION	METHOD		
OPERATING TIME	32 SEC.	1 HR.	802	802	ANALYSIS		
TEMPERATURE (F)	138	375	85	802	ANALYSIS		MAINTENANCE REQUIREMENTS:
PRESSURE (PSIA)	14.7	N/A	85	802	ANALYSIS		
RELATIVE HUMIDITY (%)	100	100	85	802	TEST		
RADIATION	2.50 E6	2.00 E8	85	802	TEST		REMARKS: SPEC. ENVIRONMENT IS FOR TURBINE-GEN AREA.
AGING	40 YRS.	23.5 YRS.	N/A	802	ANALYSIS		

DEFICIENCY RESOLUTION:

PREPARED BY: DJT DATE: 04/16/84 REVISION DATE: 03/26/84

FACILITY: LGS UNIT: 1 DOCKET: 50-352 EQRR: P388

REVIEWED BY: WJB DATE: 04/12/84

SYSTEM: PLANT LEAK DETECTION

PLANT ID: TE-25-116A

COMPONENT: TEMPERATURE ELEMENT
ASSOC COMP: N/A
ASSOC COMP: N/A

MANUFACTR: PYCO
ASSOC MANF: N/A
ASSOC MANF: N/A

SERVICE: MSL LEAK DETECTION (DIV A1)

FUNCTION: SENSES HIGH AREA TEMPERATURE AND TRANSMITS SIGNAL TO TIS-25-116A FOR MAIN STEAM LINE ISOLATION, MSLB.

ACCY: SPEC: +/- 10 DEG F W/TTS
DEMON: +/- 3 DEG F
REF: 802

MODEL NO.: 102-9039-08
ASSOC M/N: N/A
ASSOC M/N: N/A

SERIAL NO: 14524
ASSOC S/N: N/A
ASSOC S/N: N/A

LOCATION: AREA 6, EL 255

RACK/PANEL: LOC-000

ASSOC. DWG: LOC: M-1119
P&ID: M-25
CCP: 33,
PPD: 148C3224[illegible]01

P.O. NO: 205-XP940

SUBMERGENCE: N/A

CHEMICAL SPRAY: N/A

PARAMETER	ENVIRONMENT		DOCUMENTATION REFERENCE		QUALIFICATION	OUTSTANDING ITEMS	INTERFACES:
	SPECIFICATION	QUALIFICATION	SPECIFICATION	QUALIFICATION	METHOD		
OPERATING TIME	32 SEC.	1 HR.	802	802	ANALYSIS		
TEMPERATURE (F)	138	375	85	802	ANALYSIS		MAINTENANCE REQUIREMENTS:
PRESSURE (PSIA)	14.7	N/A	85	802	ANALYSIS		
RELATIVE HUMIDITY (%)	100	100	85	802	TEST		
RADIATION	2.50 E6	2.00 E8	85	802	TEST		REMARKS: SPEC. ENVIRONMENT IS FOR TURBINE-GEN AREA.
AGING	40 YRS.	23.5 YRS.	N/A	802	ANALYSIS		

DEFICIENCY RESOLUTION:

PREPARED BY: DJT DATE: 04/16/84 REVISION DATE: 03/26/84

FACILITY: LGS UNIT: 1 DOCKET: 50-352 EQRR: P389

REVIEWED BY: WJB DATE: 04/12/84

SYSTEM: PLANT LEAK DETECTION

PLANT ID: TE-25-116B

COMPONENT: TEMPERATURE ELEMENT
ASSOC COMP: N/A
ASSOC COMP: N/A

MANUFACTU: PYCO
ASSOC MANF: N/A
ASSOC MANF: N/A

SERVICE: MSL LEAK DETECTION (DIV B1)

FUNCTION: SENSES HIGH AREA TEMPERATURE AND TRANSMITS SIGNAL TO TTS-25-116B FOR MAIN STEAM LINE ISOLATION, MSLB.

ACCY: SPEC: +/- 10 DEG F W/TTS
DEMON: +/- 3 DEG F
REF: 802

MODEL NO.: 102-9039-08
ASSOC M/N: N/A
ASSOC M/N: N/A

SERIAL NO: 14524
ASSOC S/N: N/A
ASSOC S/N: N/A

LOCATION: AREA 6, EL 255

RACK/PANEL: LOC-000

ASSOC. DWG: LOC: M-1119
P&ID: M-25
CCP: 33,
PPD: 145C3224P001

P.O. NO: 205-XP940

SUBMERGENCE: N/A

CHEMICAL SPRAY: N/A

PARAMETER	ENVIRONMENT		DOCUMENTATION REFERENCE		QUALIFICATION	OUTSTANDING ITEMS	INTERFACES:
	SPECIFICATION	QUALIFICATION	SPECIFICATION	QUALIFICATION	METHOD		
OPERATING TIME	32 SEC.	1 HR.	802	802	ANALYSIS		
TEMPERATURE (F)	138	375	85	802	ANALYSIS		MAINTENANCE REQUIREMENTS:
PRESSURE (PSIA)	14.7	N/A	85	802	ANALYSIS		
RELATIVE HUMIDITY (%)	100	100	85	802	TEST		
RADIATION	2.50 E6	2.00 E8	85	802	TEST		REMARKS: SPEC. ENVIRONMENT IS FOR TURBINE-GEN AREA.
AGING	40 YRS.	23.5 YRS.	N/A	802	ANALYSIS		

DEFICIENCY RESOLUTION:

PREPARED BY: DJT DATE: 04/16/84 REVISION DATE: 03/26/84

FACILITY: LGS UNIT: 1 DOCKET: 50-352 EQRR: P390

REVIEWED BY: WJB DATE: 04/12/84

SYSTEM: PLANT LEAK DETECTION

ACCY: SPEC: +/- 10 DEG F W/TTS
DEMON: +/- 3 DEG F
REF: 802

LOCATION: AREA 6, EL 255

PLANT ID: TE-25-116C

RACK/PANEL: LOC-000

COMPONENT: TEMPERATURE ELEMENT
ASSOC COMP: N/A
ASSOC COMP: N/A

MODEL NO.: 102-9039-08
ASSOC M/N: N/A
ASSOC M/N: N/A

ASSOC. DWG: LOC: M-1119
P&ID: M-25
CCP: 33,
PPD: 145C3224P001

MANUFACTU: PYCO
ASSOC MANF: N/A
ASSOC MANF: N/A

SERIAL NO: 14524
ASSOC S/N: N/A
ASSOC S/N: N/A

SERVICE: MSL LEAK DET[illegible] (DIV A2)

P.O. NO: 205-XP940

FUNCTION: SENSES HIGH AREA TEMPERATURE AND TRANSMITS SIGNAL TO TTS-25-116C FOR MAIN STEAM LI[illegible]ATION, MSLB.

SUBMERGENCE: N/A

CHEMICAL SPRAY: N/A

PARAMETER	ENVIRONMENT		DOCUMENTATION REFERENCE		QUALIFICATION	OUTSTANDING ITEMS	INTERFACES:
	SPECIFICATION	QUALIFICATION	SPECIFICATION	QUALIFICATION	METHOD		
OPERATING TIME	32 SEC.	1 HR.	802	802	ANALYSIS		
TEMPERATURE (F)	138	375	85	802	ANALYSIS		MAINTENANCE REQUIREMENTS:
PRESSURE (PSIA)	14.7	N/A	85	802	ANALYSIS		
RELATIVE HUMIDITY (%)	100	100	85	802	TEST		
RADIATION	2.50 E6	2.00 E8	85	802	TEST		REMARKS: SPEC. ENVIRONMENT IS FOR TURBINE-GEN AREA.
AGING	40 YRS.	23.5 YRS.	N/A	802	ANALYSIS		

DEFICIENCY RESOLUTION:

FACILITY: LGS UNIT: 1 DOCKET: 50-352 EQRR: P391

PREPARED BY: DJT DATE: 04/16/84 REVISION DATE: 03/26/84

REVIEWED BY: WJB DATE: 04/12/84

SYSTEM: PLANT LEAK DETECTION

PLANT ID: TE-25-116D

COMPONENT: TEMPERATURE ELEMENT
ASSOC COMP: N/A
ASSOC COMP: N/A

MANUFACTU: PYCO
ASSOC MANF: N/A
ASSOC MANF: N/A

SERVICE: MSL LEAK DETECTION (DIV B2)

FUNCTION: SENSES HIGH AREA TEMPERATURE AND TRANSMITS SIGNAL TO TTS-25-116D FOR MAIN STEAM LINE ISOLATION, MSLB.

ACCY: SPEC: +/- 10 DEG F W/TTS
DEMON: +/- 3 DEG F
REF: 802

MODEL NO.: 102-9039-08
ASSOC M/N: N/A
ASSOC M/N: N/A

SERIAL NO: 14524
ASSOC S/N: N/A
ASSOC S/N: N/A

LOCATION: AREA 6, EL 255

RACK/PANEL: LOC-000

ASSOC. DWG: LOC: M-1119
P&ID: M-25
CCP: 33,
PPD: 145C3224P001

P.O. NO: 205-XP940

SUBMERGENCE: N/A

CHEMICAL SPRAY: N/A

PARAMETER	ENVIRONMENT		DOCUMENTATION REFERENCE		QUALIFICATION	OUTSTANDING ITEMS	INTERFACES:
	SPECIFICATION	QUALIFICATION	SPECIFICATION	QUALIFICATION	METHOD		
OPERATING TIME	32 SEC.	1 HR.	802	802	ANALYSIS		
TEMPERATURE (F)	138	375	85	802	ANALYSIS		MAINTENANCE REQUIREMENTS:
PRESSURE (PSIA)	14.7	N/A	85	802	ANALYSIS		
RELATIVE HUMIDITY (%)	100	100	85	802	TEST		
RADIATION	2.50 E6	2.00 E8	85	802	TEST		REMARKS: SPEC. ENVIRONMENT IS FOR TURBINE-GEN AREA.
AGING	40 YRS.	23.5 YRS.	N/A	802	ANALYSIS		

DEFICIENCY RESOLUTION:

PREPARED BY: DJT DATE: 04/16/84 REVISION DATE: 03/26/84

FACILITY: LGS UNIT: 1 DOCKET: 50-352 EQRR: P392

REVIEWED BY: WJB DATE: 04/12/84

SYSTEM: PLANT LEAK DETECTION

ACCY: SPEC: +/- 10 DEG F W/TTS
DEMON: +/- 3 DEG F
REF: 802

LOCATION: AREA 6, EL 255

PLANT ID: TE-25-117A

RACK/PANEL: LOC-000

COMPONENT: TEMPERATURE ELEMENT
ASSOC COMP: N/A
ASSOC COMP: N/A

MODEL NO.: 102-9039-08
ASSOC M/N: N/A
ASSOC M/N: N/A

ASSOC. DWG: LOC: M-1119
P&ID: M-25
CCP: 33,
PPD: 145C3224P001

MANUFACTU: PYCO
ASSOC MANF: N/A
ASSOC MANF: N/A

SERIAL NO: 14524
ASSOC S/N: N/A
ASSOC S/N: N/A

SERVICE: MSL LEAK DETECTION (DIV A1)

P.O. NO: 205-XP940

FUNCTION: SENSES HIGH AREA TEMPERATURE AND TRANSMITS SIGNAL TO TTS-25-117A FOR MAIN STEAM LINE ISOLATION, MSLB.

SUBMERGENCE: N/A

CHEMICAL SPRAY: N/A

PARAMETER	ENVIRONMENT		DOCUMENTATION REFERENCE		QUALIFICATION	OUTSTANDING ITEMS	INTERFACES:
	SPECIFICATION	QUALIFICATION	SPECIFICATION	QUALIFICATION	METHOD		
OPERATING TIME	32 SEC.	1 HR.	802	802	ANALYSIS		
TEMPERATURE (F)	138	375	85	802	ANALYSIS		MAINTENANCE REQUIREMENTS:
PRESSURE (PSIA)	14.7	N/A	85	802	ANALYSIS		
RELATIVE HUMIDITY (%)	100	100	85	802	TEST		
RADIATION	2.50 E6	2.00 E8	85	802	TEST		REMARKS: SPEC. ENVIRONMENT IS FOR TURBINE-GEN AREA.
AGING	40 YRS.	23.5 YRS.	N/A	802	ANALYSIS		

DEFICIENCY RESOLUTION:

FACILITY: LGS UNIT: 1 DOCKET: 50-352 EQRR: P393

PREPARED BY: DJT DATE: 04/16/84 REVISION DATE: 03/26/84

REVIEWED BY: WJB DATE: 04/12/84

SYSTEM: PLANT LEAK DETECTION

PLANT ID: TE-25-117B

COMPONENT: TEMPERATURE ELEMENT
ASSOC COMP: N/A
ASSOC COMP: N/A

MANUFACTU: PYCO
ASSOC MANF: N/A
ASSOC MANF: N/A

SERVICE: MSL LEAK DETECTION (DIV B1)

FUNCTION: SENSES HIGH AREA TEMPERATURE AND TRANSMITS SIGNAL TO TTS-25-117B FOR MAIN STEAM LINE ISOLATION, MSLB.

ACCY: SPEC: +/- 10 DEG F W/TTS
DEMON: +/- 3 DEG F
REF: 802

MODEL NO.: 102-9039-08
ASSOC M/N: N/A
ASSOC M/N: N/A

SERIAL NO: 14524
ASSOC S/N: N/A
ASSOC S/N: N/A

LOCATION: AREA 6, EL 255

RACK/PANEL: LOC-000

ASSOC. DWG: LOC: M-1119
P&ID: M-25
CCP: 33,
PPD: 145C3224P001

P.O. NO: 205-XP940

SUBMERGENCE: N/A

CHEMICAL SPRAY: N/A

PARAMETER	ENVIRONMENT		DOCUMENTATION REFERENCE		QUALIFICATION	OUTSTANDING ITEMS	INTERFACES:
	SPECIFICATION	QUALIFICATION	SPECIFICATION	QUALIFICATION	METHOD		
OPERATING TIME	32 SEC.	1 HR.	802	802	ANALYSIS		
TEMPERATURE (F)	138	375	85	802	ANALYSIS		MAINTENANCE REQUIREMENTS:
PRESSURE (PSIA)	14.7	N/A	85	802	ANALYSIS		
RELATIVE HUMIDITY (%)	100	100	85	802	TEST		
RADIATION	2.50 E6	2.00 E8	85	802	TEST		REMARKS: SPEC. ENVIRONMENT IS FOR TURBINE-GEN AREA.
AGING	40 YRS.	23.5 YRS.	N/A	802	ANALYSIS		

DEFICIENCY RESOLUTION:

PREPARED BY: DJT DATE: 04/16/84 REVISION DATE: 03/26/84

FACILITY: LGS UNIT: 1 DOCKET: 50-352 EQRR: P394

REVIEWED BY: WJB DATE: 04/12/84

SYSTEM: PLANT LEAK DETECTION

ACCY: SPEC: +/- 10 DEG F W/TTS
DEMON: +/- 3 DEG F
REF: 802

LOCATION: AREA 6, EL 255

PLANT ID: TE-25-117C

RACK/PANEL: LOC-000

COMPONENT: TEMPERATURE ELEMENT
ASSOC COMP: N/A
ASSOC COMP: N/A

MODEL NO.: 102-9039-08
ASSOC M/N: N/A
ASSOC M/N: N/A

ASSOC. DWG: LOC: M-1119
P&ID: M-25
CCP: 33,
PPD: 145C3224P001

MANUFACTU: PYCO
ASSOC MANF: N/A
ASSOC MANF: N/A

SERIAL NO: 14524
ASSOC S/N: N/A
ASSOC S/N: N/A

SERVICE: MSL LEAK DETECTION (DIV A2)

P.O. NO: 205-XP940

FUNCTION: SENSES HIGH AREA TEMPERATURE AND TRANSMITS SIGNAL TO TTS-25-117C FOR MAIN STEAM LINE ISOLATION, MSLB.

SUBMERGENCE: N/A

CHEMICAL SPRAY: N/A

PARAMETER	ENVIRONMENT		DOCUMENTATION REFERENCE		QUALIFICATION	OUTSTANDING ITEMS	INTERFACES:
	SPECIFICATION	QUALIFICATION	SPECIFICATION	QUALIFICATION	METHOD		
OPERATING TIME	32 SEC.	1 HR.	802	802	ANALYSIS		
TEMPERATURE (F)	138	375	85	802	ANALYSIS		MAINTENANCE REQUIREMENTS:
PRESSURE (PSIA)	14.7	N/A	85	802	ANALYSIS		
RELATIVE HUMIDITY (%)	100	100	85	802	TEST		
RADIATION	2.50 E6	2.00 E8	85	802	TEST		REMARKS: SPEC. ENVIRONMENT IS FOR TURBINE-GEN AREA.
AGING	40 YRS.	23.5 YRS.	N/A	802	ANALYSIS		

DEFICIENCY RESOLUTION:

PREPARED BY: DJT DATE: 04/16/84 REVISION DATE: 03/26/84

FACILITY: LGS UNIT: 1 DOCKET: 50-352 EQRR: P395

REVIEWED BY: WJB DATE: 04/12/84

SYSTEM: PLANT LEAK DETECTION

PLANT ID: TE-25-117D

COMPONENT: TEMPERATURE ELEMENT
ASSOC COMP: N/A
ASSOC COMP: N/A

MANUFACTU: PYCO
ASSOC MANF: N/A
ASSOC MANF: N/A

SERVICE: MSL LEAK DETECTION (DIV B2)

FUNCTION: SENSES HIGH AREA TEMPERATURE AND TRANSMITS SIGNAL TO TTS-25-117D FOR MAIN STEAM LINE ISOLATION, MSLB.

ACCY: SPEC: +/- 10 DEG F W/TTS
DEMON: +/- 3 DEG F
REF: 802

MODEL NO.: 102-9039-08
ASSOC M/N: N/A
ASSOC M/N: N/A

SERIAL NO: 14524
ASSOC S/N: N/A
ASSOC S/N: N/A

LOCATION: AREA 6, EL 255

RACK/PANEL: LOC-000

ASSOC. DWG: LOC: M-1119
P&ID: M-25
CCP: 33,
PPD: 145C3224P001

P.O. NO: 205-XP940

SUBMERGENCE: N/A

CHEMICAL SPRAY: N/A

PARAMETER	ENVIRONMENT		DOCUMENTATION REFERENCE		QUALIFICATION	OUTSTANDING ITEMS	INTERFACES:
	SPECIFICATION	QUALIFICATION	SPECIFICATION	QUALIFICATION	METHOD		
OPERATING TIME	32 SEC.	1 HR.	802	802	ANALYSIS		
TEMPERATURE (F)	138	375	85	802	ANALYSIS		MAINTENANCE REQUIREMENTS:
PRESSURE (PSIA)	14.7	N/A	85	802	ANALYSIS		
RELATIVE HUMIDITY (%)	100	100	85	802	TEST		
RADIATION	2.50 E6	2.00 E8	85	802	TEST		REMARKS: SPEC. ENVIRONMENT IS FOR TURBINE-GEN AREA.
AGING	40 YRS.	23.5 YRS.	N/A	802	ANALYSIS		

DEFICIENCY RESOLUTION:

PREPARED BY: DJT DATE: 04/16/84 REVISION DATE: 03/26/84

FACILITY: LGS UNIT: 1 DOCKET: 50-352 EQRR: P396

REVIEWED BY: WJB DATE: 04/12/84

SYSTEM: PLANT LEAK DETECTION

ACCY: SPEC: +/- 10 DEG F W/TTS
DEMON: +/- 3 DEG F
REF: 802

LOCATION: AREA 6, EL 255

PLANT ID: TE-25-118A

RACK/PANEL: LOC-000

COMPONENT: TEMPERATURE ELEMENT
ASSOC COMP: N/A
ASSOC COMP: N/A

MODEL NO.: 102-9039-08
ASSOC M/N: N/A
ASSOC M/N: N/A

ASSOC. DWG: LOC: M-1119
P&ID: M-25
CCP: 33,
PPD: 145C3224P001

MANUFACTU: PYCO
ASSOC MANF: N/A
ASSOC MANF: N/A

SERIAL NO: 14524
ASSOC S/N: N/A
ASSOC S/N: N/A

SERVICE: MSL LEAK DETECTION (DIV A1)

P.O. NO: 205-XP940

FUNCTION: SENSES HIGH AREA TEMPERATURE AND TRANSMITS SIGNAL TO TTS-25-118A FOR MAIN STEAM LINE ISOLATION, MSLB.

SUBMERGENCE: N/A

CHEMICAL SPRAY: N/A

PARAMETER	ENVIRONMENT		DOCUMENTATION REFERENCE		QUALIFICATION	OUTSTANDING ITEMS	INTERFACES:
	SPECIFICATION	QUALIFICATION	SPECIFICATION	QUALIFICATION	METHOD		
OPERATING TIME	32 SEC.	1 HR.	802	802	ANALYSIS		
TEMPERATURE (F)	138	375	85	802	ANALYSIS		MAINTENANCE REQUIREMENTS:
PRESSURE (PSIA)	14.7	N/A	85	802	ANALYSIS		
RELATIVE HUMIDITY (%)	100	100	85	802	TEST		
RADIATION	2.50 E6	2.00 E8	85	802	TEST		REMARKS: SPEC. ENVIRONMENT IS FOR TURBINE-GEN AREA.
AGING	40 YRS.	23.5 YRS.	N/A	802	ANALYSIS		

DEFICIENCY RESOLUTION:

PREPARED BY: DJT DATE: 04/16/84 REVISION DATE: 03/26/84

FACILITY: LGS UNIT: 1 DOCKET: 50-352 EQRR: P397

REVIEWED BY: WJB DATE: 04/12/84

SYSTEM: PLANT LEAK DETECTION

PLANT ID: TE-25-118B

COMPONENT: TEMPERATURE ELEMENT
ASSOC COMP: N/A
ASSOC COMP: N/A

MANUFACTU: PYCO
ASSOC MANF: N/A
ASSOC MANF: N/A

SERVICE: MSL LEAK DETECTION (DIV A2)

FUNCTION: SENSES HIGH AREA TEMPERATURE AND TRANSMITS SIGNAL TO TTS-25-118B FOR MAIN STEAM LINE ISOLATION, MSLB.

ACCY: SPEC: +/- 10 DEG F W/TTS
DEMON: +/- 3 DEG F
REF: 802

MODEL NO.: 102-9039-08
ASSOC M/N: N/A
ASSOC M/N: N/A

SERIAL NO: 14524
ASSOC S/N: N/A
ASSOC S/N: N/A

LOCATION: AREA 1, EL 255

RACK/PANEL: LOC-000

ASSOC. DWG: LOC: M-1112
P&ID: M-25
CCP: 33,
PPD: 145C3224P001

P.O. NO: 205-XP940

SUBMERGENCE: N/A

CHEMICAL SPRAY: N/A

PARAMETER	ENVIRONMENT		DOCUMENTATION REFERENCE		QUALIFICATION	OUTSTANDING ITEMS	INTERFACES:
	SPECIFICATION	QUALIFICATION	SPECIFICATION	QUALIFICATION	METHOD		
OPERATING TIME	32 SEC.	1 HR.	802	802	ANALYSIS		
TEMPERATURE (F)	138	375	85	802	ANALYSIS		MAINTENANCE REQUIREMENTS:
PRESSURE (PSIA)	14.7	N/A	85	802	ANALYSIS		
RELATIVE HUMIDITY (%)	100	100	85	802	TEST		
RADIATION	2.50 E6	2.00 E8	85	802	TEST		REMARKS: SPEC. ENVIRONMENT IS FOR TURBINE-GEN AREA.
AGING	40 YRS.	23.5 YRS.	N/A	802	ANALYSIS		

DEFICIENCY RESOLUTION:

PREPARED BY: DJT DATE: 04/16/84 REVISION DATE: 03/26/84

FACILITY: LGS UNIT: 1 DOCKET: 50-352 EQRR: P398

REVIEWED BY: WJB DATE: 04/12/84

SYSTEM: PLANT LEAK DETECTION

PLANT ID: TE-25-118C

COMPONENT: TEMPERATURE ELEMENT
ASSOC COMP: N/A
ASSOC COMP: N/A

MANUFACTU: PYCO
ASSOC MANF: N/A
ASSOC MANF: N/A

SERVICE: MSL LEAK DETECTION (DIV B1)

FUNCTION: SENSES HIGH AREA TEMPERATURE AND TRANSMITS SIGNAL TO TTS-25-118C FOR MAIN STEAM LINE ISOLATION, MSLB.

ACCY: SPEC: +/- 10 DEG F W/TTS
DEMON: +/- 3 DEG F
REF: 802

MODEL NO.: 102-9039-08
ASSOC M/N: N/A
ASSOC M/N: N/A

SERIAL NO: 14524
ASSOC S/N: N/A
ASSOC S/N: N/A

LOCATION: AREA 1, EL 255

RACK/PANEL: LOC-000

ASSOC. DWG: LOC: M-1112
P&ID: M-25
CCP: 33,
PPD: 145C3224P001

P.O. NO: 205-XP940

SUBMERGENCE: N/A

CHEMICAL SPRAY: N/A

PARAMETER	ENVIRONMENT		DOCUMENTATION REFERENCE		QUALIFICATION	OUTSTANDING ITEMS	INTERFACES:
	SPECIFICATION	QUALIFICATION	SPECIFICATION	QUALIFICATION	METHOD		
OPERATING TIME	32 SEC.	1 HR.	802	802	ANALYSIS		
TEMPERATURE (F)	138	375	85	802	ANALYSIS		MAINTENANCE REQUIREMENTS:
PRESSURE (PSIA)	14.7	N/A	85	802	ANALYSIS		
RELATIVE HUMIDITY (%)	100	100	85	802	TEST		
RADIATION	2.50 E6	2.00 E8	85	802	TEST		REMARKS: SPEC. ENVIRONMENT IS FOR TURBINE-GEN AREA.
AGING	40 YRS.	23.5 YRS.	N/A	802	ANALYSIS		

DEFICIENCY RESOLUTION:

PREPARED BY: DJT DATE: 04/16/84 REVISION DATE: 03/26/84

FACILITY: LGS UNIT: 1 DOCKET: 50-352 EQRR: P399

REVIEWED BY: WJB DATE: 04/12/84

SYSTEM: PLANT LEAK DETECTION

ACCY: SPEC: +/- 10 DEG F W/TTS
DEMON: +/- 3 DEG F
REF: 802

LOCATION: AREA 1, EL 255

PLANT ID: TE-25-118D

RACK/PANEL: LOC-000

COMPONENT: TEMPERATURE ELEMENT
ASSOC COMP: N/A
ASSOC COMP: N/A

MODEL NO.: 102-9039-08
ASSOC M/N: N/A
ASSOC M/N: N/A

ASSOC. DWG: LOC: M-1112
P&ID: M-25
CCP: 33,
PPD: 145C3224P001

MANUFACTU: PYCO
ASSOC MANF: N/A
ASSOC MANF: N/A

SERIAL NO: 14524
ASSOC S/N: N/A
ASSOC S/N: N/A

SERVICE: MSL LEAK DETECTION (DIV B2)

P.O. NO: 205-XP940

FUNCTION: SENSES HIGH AREA TEMPERATURE AND TRANSMITS SIGNAL TO TTS-25-118D FOR MAIN STEAM LINE ISOLATION, MSLB.

SUBMERGENCE: N/A

CHEMICAL SPRAY: N/A

PARAMETER	ENVIRONMENT		DOCUMENTATION REFERENCE		QUALIFICATION	OUTSTANDING ITEMS	INTERFACES:
	SPECIFICATION	QUALIFICATION	SPECIFICATION	QUALIFICATION	METHOD		
OPERATING TIME	32 SEC.	1 HR.	802	802	ANALYSIS		
TEMPERATURE (F)	138	375	85	802	ANALYSIS		MAINTENANCE REQUIREMENTS:
PRESSURE (PSIA)	14.7	N/A	85	802	ANALYSIS		
RELATIVE HUMIDITY (%)	100	100	85	802	TEST		
RADIATION	2.50 E6	2.00 E8	85	802	TEST		REMARKS: SPEC. ENVIRONMENT IS FOR TURBINE-GEN AREA.
AGING	40 YRS.	23.5 YRS.	N/A	802	ANALYSIS		

DEFICIENCY RESOLUTION:

PREPARED BY: DJT DATE: 04/16/84 REVISION DATE: 03/26/84

FACILITY: LGS UNIT: 1 DOCKET: 50-352 EQRR: P3A0

REVIEWED BY: WJB DATE: 04/12/84

SYSTEM: PLANT LEAK DETECTION

PLANT ID: TE-25-119A

COMPONENT: TEMPERATURE ELEMENT
ASSOC COMP: N/A
ASSOC COMP: N/A

MANUFACTU: PYCO
ASSOC MANF: N/A
ASSOC MANF: N/A

SERVICE: MSL LEAK DETECTION (DIV A1)

FUNCTION: SENSES HIGH AREA TEMPERATURE AND TRANSMITS SIGNAL TO TTS-25-119A FOR MAIN STEAM LINE ISOLATION, MSLB.

ACCY: SPEC: +/- 10 DEG F W/TTS
DEMON: +/- 3 DEG F
REF: 802

MODEL NO.: 102-9039-08
ASSOC M/N: N/A
ASSOC M/N: N/A

SERIAL NO: 14524
ASSOC S/N: N/A
ASSOC S/N: N/A

LOCATION: AREA 1, EL 255

RACK/PANEL: LOC-000

ASSOC. DWG: LOC: M-1112
P&ID: M-25
CCP: 33,
PPD: 145C3224P001

P.O. NO: 205-XP940

SUBMERGENCE: N/A

CHEMICAL SPRAY: N/A

PARAMETER	ENVIRONMENT		DOCUMENTATION REFERENCE		QUALIFICATION	OUTSTANDING ITEMS	INTERFACES:
	SPECIFICATION	QUALIFICATION	SPECIFICATION	QUALIFICATION	METHOD		
OPERATING TIME	32 SEC.	1 HR.	802	802	ANALYSIS		
TEMPERATURE (F)	138	375	85	802	ANALYSIS		MAINTENANCE REQUIREMENTS:
PRESSURE (PSIA)	14.7	N/A	85	802	ANALYSIS		
RELATIVE HUMIDITY (%)	100	100	85	802	TEST		
RADIATION	2.50 E6	2.00 E8	85	802	TEST		REMARKS: SPEC. ENVIRONMENT IS FOR TURBINE-GEN AREA.
AGING	40 YRS.	23.5 YRS.	N/A	802	ANALYSIS		

DEFICIENCY RESOLUTION:

FACILITY: LGS UNIT: 1 DOCKET: 50-352 EQRR: P3A1

PREPARED BY: DJT DATE: 04/16/84 REVISION DATE: 07/26/84

REVIEWED BY: WJB DATE: 04/12/84

SYSTEM: PLANT LEAK DETECTION

PLANT ID: TE-25-119B

COMPONENT: TEMPERATURE ELEMENT
ASSOC COMP: N/A
ASSOC COMP: N/A

MANUFACTU: PYCO
ASSOC MANF: N/A
ASSOC MANF: N/A

SERVICE: MSL LEAK DETECTION (DIV A2)

FUNCTION: SENSES HIGH AREA TEMPERATURE AND TRANSMITS SIGNAL TO TTS-25-119B FOR MAIN STEAM LINE ISOLATION, MSLB.

ACCY: SPEC: +/- 10 DEG F W/TTS
DEMON: +/- 3 DEG F
REF: 802

MODEL NO.: 102-9039-08
ASSOC M/N: N/A
ASSOC M/N: N/A

SERIAL NO: 14524
ASSOC S/N: N/A
ASSOC S/N: N/A

LOCATION: AREA 1, EL 255

RACK/PANEL: LOC-000

ASSOC. DWG: LOC: M-1112
P&ID: M-25
CCP: 33,
PPD: 145C3224P001

P.O. NO: 205-XP940

SUBMERGENCE: N/A

CHEMICAL SPRAY: N/A

PARAMETER	ENVIRONMENT		DOCUMENTATION REFERENCE		QUALIFICATION	OUTSTANDING ITEMS	INTERFACES:
	SPECIFICATION	QUALIFICATION	SPECIFICATION	QUALIFICATION	METHOD		
OPERATING TIME	32 SEC.	1 HR.	802	802	ANALYSIS		
TEMPERATURE (F)	138	375	85	802	ANALYSIS		MAINTENANCE REQUIREMENTS:
PRESSURE (PSIA)	14.7	N/A	85	802	ANALYSIS		
RELATIVE HUMIDITY (%)	100	100	85	802	TEST		
RADIATION	2.50 E6	2.00 E8	85	802	TEST		REMARKS: SPEC. ENVIRONMENT IS FOR TURBINE-GEN AREA.
AGING	40 YRS.	23.5 YRS.	N/A	802	ANALYSIS		

DEFICIENCY RESOLUTION:

PREPARED BY: DJT DATE: 04/16/84 REVISION DATE: 03/26/84

FACILITY: LGS UNIT: 1 DOCKET: 50-352 EQRR: P3A2

REVIEWED BY: WJB DATE: 04/12/84

SYSTEM: PLANT LEAK DETECTION

ACCY: SPEC: +/- 10 DEG F W/TTS
DEMON: +/- 3 DEG F
REF: 802

LOCATION: AREA 1, EL 255

PLANT ID: TE-25-119C

RACK/PANEL: LOC-000

COMPONENT: TEMPERATURE ELEMENT

MODEL NO.: 102-9039-08

ASSOC COMP: N/A

ASSOC M/N: N/A

ASSOC. DWG: LOC: M-1112

ASSOC COMP: N/A

ASSOC M/N: N/A

P&ID: M-25

CCP: 33,

MANUFACTU: PYCO

SERIAL NO: 14524

PPD: 145C3224P001

ASSOC MANF: N/A

ASSOC S/N: N/A

ASSOC MANF: N/A

ASSOC S/N: N/A

SERVICE: MSL LEAK DETECTION (DIV B2)

P.O. NO: 205-XP940

FUNCTION: SENSES HIGH AREA TEMPERATURE AND TRANSMITS SIGNAL TO TTS-25-119C FOR MAIN STEAM LINE ISOLATION, MSLB.

SUBMERGENCE: N/A

CHEMICAL SPRAY: N/A

PARAMETER	ENVIRONMENT		DOCUMENTATION REFERENCE		QUALIFICATION	OUTSTANDING ITEMS	INTERFACES:
	SPECIFICATION	QUALIFICATION	SPECIFICATION	QUALIFICATION	METHOD		
OPERATING TIME	32 SEC.	1 HR.	802	802	ANALYSIS		
TEMPERATURE (F)	138	375	85	802	ANALYSIS		MAINTENANCE REQUIREMENTS:
PRESSURE (PSIA)	14.7	N/A	85	802	ANALYSIS		
RELATIVE HUMIDITY (%)	100	100	85	802	TEST		
RADIATION	2.50 E6	2.00 E8	85	802	TEST		REMARKS: SPEC. ENVIRONMENT IS FOR TURBINE-GEN AREA.
AGING	40 YRS.	23.5 YRS.	N/A	802	ANALYSIS		

DEFICIENCY RESOLUTION:

PREPARED BY: DJT DATE: 04/16/84 REVISION DATE: 03/26/84

FACILITY: LGS UNIT: 1 DOCKET: 50-352 EQRR: P3A3

REVIEWED BY: WJB DATE: 04/12/84

SYSTEM: PLANT LEAK DETECTION

ACCY: SPEC: +/- 10 DEG F W/TTS
DEMON: +/- 3 DEG F
REF: 802

LOCATION: AREA 1, EL 255

PLANT ID: TE-25-119D

RACK/PANEL: LOC-000

COMPONENT: TEMPERATURE ELEMENT
ASSOC COMP: N/A
ASSOC COMP: N/A

MODEL NO.: 102-9039-08
ASSOC M/N: N/A
ASSOC M/N: N/A

ASSOC. DWG: LOC: M-1112
P&ID: M-25
CCP: 33,
PPD: 145C3224P001

MANUFACTU: PYCO
ASSOC MANF: N/A
ASSOC MANF: N/A

SERIAL NO: 14524
ASSOC S/N: N/A
ASSOC S/N: N/A

SERVICE: MSL LEAK DETECTION (DIV B2)

P.O. NO: 205-XP940

FUNCTION: SENSES HIGH AREA TEMPERATURE AND TRANSMITS SIGNAL TO TTS-25-119D FOR MAIN STEAM LINE ISOLATION, MSLB.

SUBMERGENCE: N/A

CHEMICAL SPRAY: N/A

PARAMETER	ENVIRONMENT		DOCUMENTATION REFERENCE		QUALIFICATION	OUTSTANDING ITEMS	INTERFACES:
	SPECIFICATION	QUALIFICATION	SPECIFICATION	QUALIFICATION	METHOD		
OPERATING TIME	32 SEC.	1 HR.	802	802	ANALYSIS		
TEMPERATURE (F)	138	375	85	802	ANALYSIS		MAINTENANCE REQUIREMENTS:
PRESSURE (PSIA)	14.7	N/A	85	802	ANALYSIS		
RELATIVE HUMIDITY (%)	100	100	85	802	TEST		
RADIATION	2.50 E6	2.00 E8	85	802	TEST		REMARKS: SPEC. ENVIRONMENT IS FOR TURBINE-GEN AREA.
AGING	40 YRS.	23.5 YRS.	N/A	802	ANALYSIS		

DEFICIENCY RESOLUTION:

PREPARED BY: WJB DATE: 03/05/84 REVISION DATE: 03/05/84

FACILITY: LGS UNIT: 1 DOCKET: 50-352 EQRR: 58

REVIEWED BY: FMV DATE: 03/05/84

SYSTEM: PLANT PROCESS RADIATION MONITORING

PLANT ID: RE-26-191A

COMPONENT: RADIATION ELEMENT
ASSOC COMP: N/A
ASSOC COMP: N/A

MANUFACTU: GENERAL ATOMIC
ASSOC MANF: N/A
ASSOC MANF: N/A

SERVICE: PRIMARY CONTAINMENT POST-LOCA RADIATION MONITORING.

FUNCTION: PROVIDES SIGNAL TO RY-26-191 FOR INDICATION, ALARMING, AND RECORDING OF RADIATION LEVELS. ALSO PROVIDES SIGNAL TO TRIP THE REACTOR ENCLOSURE EQUIPMENT DRAIN SUMP PUMPS. REQUIRED FOR LOCA ONLY.

ACCY: SPEC: +/-20%
DEMON: TBD
REF: 163, SEC. 5/P.9

MODEL NO.: RD-23
ASSOC M/N: N/A
ASSOC M/N: N/A

SERIAL NO:
ASSOC S/N: N/A
ASSOC S/N: N/A

LOCATION: PRI CONT/ZONE 5

RACK/PANEL: N/A

ASSOC. DWG: LOC:
P&ID: M-26

P.O. NO: M-203

SUBMERGENCE: N/A

CHEMICAL SPRAY: YES

PARAMETER	ENVIRONMENT		DOCUMENTATION REFERENCE		QUALIFICATION	OUTSTANDING ITEMS	INTERFACES:
	SPECIFICATION	QUALIFICATION	SPECIFICATION	QUALIFICATION	METHOD		CABLE: EQRR 25 SPLICE:
OPERATING TIME	180 DAYS	180 DAYS	78	97	TEST & ANAL.		
TEMPERATURE (F)	340	390	85	97	TEST		MAINTENANCE REQUIREMENTS: REF. 166
PRESSURE (PSIA)	58.7	92.7	85	97	TEST		
RELATIVE HUMIDITY (%)	100	100	85	97	TEST		
RADIATION	5.5 E7	1.0 E10	85	97,611	ANAL.		REMARKS:
AGING	40 YRS.	40 YRS.	N/A	97	ANAL.		

DEFICIENCY RESOLUTION:

PREPARED BY: WJB DATE: 03/05/84 REVISION DATE: 03/05/84

FACILITY: LGS UNIT: 1 DOCKET: 50-352 EQRR: 58

REVIEWED BY: FMV DATE: 03/05/84

SYSTEM: PLANT PROCESS RADIATION MONITORING

PLANT ID: RE-26-191B

COMPONENT: RADIATION ELEMENT
ASSOC COMP: N/A
ASSOC COMP: N/A

MANUFACTU: GENERAL ATOMIC
ASSOC MANF: N/A
ASSOC MANF: N/A

SERVICE: PRIMARY CONTAINMENT POST-LOCA RADIATION MONITORING.

FUNCTION: PROVIDES SIGNAL TO RY-26-191 FOR INDICATION, ALARMING, AND RECORDING OF RADIATION LEVELS. ALSO PROVIDES SIGNAL TO TRIP THE REACTOR ENCLOSURE EQUIPMENT DRAIN SUMP PUMPS. REQUIRED FOR LOCA ONLY.

ACCY: SPEC: +/-20%
DEMON: +-20%
REF: 163, SEC. 5/P.9

MODEL NO.: RD-23
ASSOC M/N: N/A
ASSOC M/N: N/A

SERIAL NO:
ASSOC S/N: N/A
ASSOC S/N: N/A

LOCATION: PRI CONT/ZONE 5

RACK/PANEL: N/A

ASSOC. DWG: LOC:
P&ID: M-26

P.O. NO: M-203

SUBMERGENCE: N/A

CHEMICAL SPRAY: YES

PARAMETER	ENVIRONMENT		DOCUMENTATION REFERENCE		QUALIFICATION	OUTSTANDING ITEMS	INTERFACES:
	SPECIFICATION	QUALIFICATION	SPECIFICATION	QUALIFICATION	METHOD		CABLE: EQRR 25 SPLICE:
OPERATING TIME	180 DAYS	180 DAYS	78	97	TEST & ANAL.		
TEMPERATURE (F)	340	390	85	97	TEST		MAINTENANCE REQUIREMENTS: REF. 166
PRESSURE (PSIA)	58.7	92.7	85	97	TEST		
RELATIVE HUMIDITY (%)	100	100	85	97	TEST		
RADIATION	5.5 E7	1.0 E10	85	97,611	ANAL.		REMARKS:
AGING	40 YRS.	40 YRS.	N/A	97	ANAL.		

DEFICIENCY RESOLUTION:

PREPARED BY: WJB DATE: 03/05/84 REVISION DATE: 03/05/84

FACILITY: LGS UNIT: 1 DOCKET: 50-352 EQRR: 58

REVIEWED BY: FMV DATE: 03/05/84

SYSTEM: PLANT PROCESS RADIATION MONITORING

ACCY: SPEC: +/-20%
DEMON: +-20%
REF: 163, SEC. 5/P.9

LOCATION: PRI CONT/ZONE 5

PLANT ID: RE-26-191C

RACK/PANEL: N/A

COMPONENT: RADIATION ELEMENT
ASSOC COMP: N/A
ASSOC COMP: N/A

MODEL NO.: RD-23
ASSOC M/N: N/A
ASSOC M/N: N/A

ASSOC. DWG: LOC:
P&ID: M-26

MANUFACTU: GENERAL ATOMIC
ASSOC MANF: N/A
ASSOC MANF: N/A

SERIAL NO:
ASSOC S/N: N/A
ASSOC S/N: N/A

SERVICE: PRIMARY CONTAINMENT POST-LOCA RADIATION MONITORING.

P.O. NO: M-203

FUNCTION: PROVIDES SIGNAL TO RY-26-191 FOR INDICATION, ALARMING, AND RECORDING OF RADIATION LEVELS. ALSO PROVIDES SIGNAL TO TRIP THE REACTOR ENCLOSURE EQUIPMENT DRAIN SUMP PUMPS. REQUIRED FOR LOCA ONLY.

SUBMERGENCE: N/A

CHEMICAL SPRAY: YES

PARAMETER	ENVIRONMENT		DOCUMENTATION REFERENCE		QUALIFICATION	OUTSTANDING ITEMS	INTERFACES:
	SPECIFICATION	QUALIFICATION	SPECIFICATION	QUALIFICATION	METHOD		CABLE: EQRR 25 SPLICE:
OPERATING TIME	180 DAYS	180 DAYS	78	97	TEST & ANAL.		
TEMPERATURE (F)	340	390	85	97	TEST		MAINTENANCE REQUIREMENTS: REF. 166
PRESSURE (PSIA)	58.7	92.7	85	97	TEST		
RELATIVE HUMIDITY (%)	100	100	85	97	TEST		
RADIATION	5.5 E7	1.0 E10	85	97,611	ANAL.		REMARKS:
AGING	40 YRS.	40 YRS.	N/A	97	ANAL.		

DEFICIENCY RESOLUTION:

PREPARED BY: WJB DATE: 03/05/84 REVISION DATE: 03/05/84

FACILITY: LGS UNIT: 1 DOCKET: 50-352 EQRR: 58

REVIEWED BY: FMV DATE: 03/05/84

SYSTEM: PLANT PROCESS RADIATION MONITORING

PLANT ID: RE-26-191D

COMPONENT: RADIATION ELEMENT
ASSOC COMP: N/A
ASSOC COMP: N/A

MANUFACTU: GENERAL ATOMIC
ASSOC MANF: N/A
ASSOC MANF: N/A

SERVICE: PRIMARY CONTAINMENT POST-LOCA RADIATION MONITORING.

FUNCTION: PROVIDES SIGNAL TO RY-26-191 FOR INDICATION, ALARMING, AND RECORDING OF RADIATION LEVELS. ALSO PROVIDES SIGNAL TO TRIP THE REACTOR ENCLOSURE EQUIPMENT DRAIN SUMP PUMPS. REQUIRED FOR LOCA ONLY.

ACCY: SPEC: +/-20%
DENON: +-20%
REF: 163, SEC. 5/P.9

MODEL NO.: RD-23
ASSOC M/N: N/A
ASSOC M/N: N/A

SERIAL NO:
ASSOC S/N: N/A
ASSOC S/N: N/A

LOCATION: PRI CONT/ZONE 5

RACK/PANEL: N/A

ASSOC. DWG: LOC:
P&ID: M-26

P.O. NO: M-203

SUBMERGENCE: N/A

CHEMICAL SPRAY: YES

PARAMETER	ENVIRONMENT		DOCUMENTATION REFERENCE		QUALIFICATION	OUTSTANDING ITEMS	INTERFACES:
	SPECIFICATION	QUALIFICATION	SPECIFICATION	QUALIFICATION	METHOD		CABLE: EQRR 25
							SPLICE:
OPERATING TIME	180 DAYS	180 DAYS	78	97	TEST & ANAL.		
TEMPERATURE (F)	340	390	85	97	TEST		MAINTENANCE REQUIREMENTS: REF. 166
PRESSURE (PSIA)	58.7	92.7	85	97	TEST		
RELATIVE HUMIDITY (%)	100	100	85	97	TEST		
RADIATION	5.5 E7	1.0 E10	85	97,611	ANAL.		REMARKS:
AGING	40 YRS.	40 YRS.	N/A	97	ANAL.		

DEFICIENCY RESOLUTION:

PREPARED BY: FMV DATE: 01/30/84 REVISION DATE: 04/12/84

FACILITY: LGS UNIT: 1 DOCKET: 50-352 EQRR: 212

REVIEWED BY: WJB DATE: 04/12/84

SYSTEM: PLANT PROCESS RADIATION MONITORING

ACCY: SPEC: N/A
DEMON: N/A
REF: N/A

LOCATION: ROOM 506 C

PLANT ID: SV-26-190A

RACK/PANEL: N/A
N/A

COMPONENT: SOLENOID VALVE

MODEL NO.: V526-5295-111

ASSOC COMP: N/A

ASSOC M/N: N/A

ASSOC. DWG: M-241

ASSOC COMP: N/A

ASSOC M/N: N/A

MANUFACTU: VALCOR

SERIAL NO: N/A

ASSOC MANF: N/A

ASSOC S/N: N/A

ASSOC MANF: N/A

ASSOC S/N: N/A

SERVICE: NORMALLY OPEN TO PERMIT FLOW OF PRIMARY CONTAINMENT GAS TO THE COMBUSTIBLE GAS ANALYZER FOR H2O2 CONTENT VERIFICATION.

P.O. NO: M-245C

FUNCTION: CLOSES UPON LOCA SIGNAL TO PROVIDE PRIMARY CONTAINMENT ISOLATION.

SUBMERGENCE: N/A

CHEMICAL SPRAY: N/A

PARAMETER	ENVIRONMENT		DOCUMENTATION REFERENCE		QUALIFICATION	OUTSTANDING ITEMS	INTERFACES:
	SPECIFICATION	QUALIFICATION	SPECIFICATION	QUALIFICATION	METHOD		COND. SEAL: EQRR 202 SPLICE: EQRR 169
OPERATING TIME	180 DAYS	180 DAYS	27	170,171	TEST & ANAL.		
TEMPERATURE (F)	120	414	85	170	TEST		MAINTENANCE REQUIREMENTS:
PRESSURE (PSIA)	14.7	80.7	85	170	TEST		
RELATIVE HUMIDITY (%)	90	100	85	170	TEST		
RADIATION	3.95 E6	5.9 E7	85	170	TEST		REMARKS:
AGING	40 YRS.	40 YRS.	N/A	170,171	TEST & ANAL.		

DEFICIENCY RESOLUTION:

PREPARED BY: FMV DATE: 01/30/84 REVISION DATE: 04/12/84

FACILITY: LGS UNIT: 1 DOCKET: 50-352 EQRR: 212

REVIEWED BY: WJB DATE: 04/12/84

SYSTEM: PLANT PROCESS RADIATION MONITORING

PLANT ID: SV-26-1908

COMPONENT: SOLENOID VALVE

ASSOC COMP: N/A

ASSOC COMP: N/A

MANUFACTU: VALCOR

ASSOC MANF: N/A

ASSOC MANF: N/A

SERVICE: NORMALLY OPEN TO PERMIT FLOW OF PRIMARY CONTAINMENT GAS TO THE COMBUSTIBLE GAS ANALYZER FOR H2O2 CONTENT VERIFICATION.

FUNCTION: CLOSES UPON LOCA SIGNAL TO PROVIDE PRIMARY CONTAINMENT ISOLATION.

ACCY: SPEC: N/A
DEMON: N/A
REF: N/A

MODEL NO.: V526-5295-111

ASSOC M/N: N/A

ASSOC M/N: N/A

SERIAL NO: N/A

ASSOC S/N: N/A

ASSOC S/N: N/A

LOCATION: ROOM 506 C

RACK/PANEL: N/A
N/A

ASSOC. DWG: M-241

P.O. NO: M-245C

SUBMERGENCE: N/A

CHEMICAL SPRAY: N/A

PARAMETER	ENVIRONMENT		DOCUMENTATION REFERENCE		QUALIFICATION	OUTSTANDING ITEMS	INTERFACES:
	SPECIFICATION	QUALIFICATION	SPECIFICATION	QUALIFICATION	METHOD		COND. SEAL: EQRR 202 SPLICE: EQRR 169
OPERATING TIME	180 DAYS	180 DAYS	27	170,171	TEST & ANAL.		
TEMPERATURE (F)	120	414	85	170	TEST		MAINTENANCE REQUIREMENTS:
PRESSURE (PSIA)	14.7	80.7	85	170	TEST		
RELATIVE HUMIDITY (%)	90	100	85	170	TEST		
RADIATION	3.95 E6	5.9 E7	85	170	TEST		REMARKS:
AGING	40 YRS.	40 YRS.	N/A	170,171	TEST & ANAL.		

DEFICIENCY RESOLUTION:

PREPARED BY: FMV DATE: 01/30/84 REVISION DATE: 04/12/84

FACILITY: LGS UNIT: 1 DOCKET: 50-352 EQRR: 212

REVIEWED BY: WJB DATE: 04/12/84

SYSTEM: PLANT PROCESS RADIATION MONITORING

ACCY: SPEC: N/A
DEMON: N/A
REF: N/A

LOCATION: ROOM 506 C

PLANT ID: SV-26-190C

RACK/PANEL: N/A
N/A

COMPONENT: SOLENOID VALVE

MODEL NO.: V526-5295-111

ASSOC COMP: N/A

ASSOC M/N: N/A

ASSOC. DWG: M-241

ASSOC COMP: N/A

ASSOC M/N: N/A

MANUFACTU: VALCOR

SERIAL NO: N/A

ASSOC MANF: N/A

ASSOC S/N: N/A

ASSOC MANF: N/A

ASSOC S/N: N/A

SERVICE: NORMALLY OPEN TO PERMIT FLOW OF PRIMARY CONTAINMENT GAS TO THE COMBUSTIBLE GAS ANALYZER FOR H2O2 CONTENT VERIFICATION.

P.O. NO: M-245C

FUNCTION: CLOSES UPON LOCA SIGNAL TO PROVIDE PRIMARY CONTAINMENT ISOLATION.

SUBMERGENCE: N/A

CHEMICAL SPRAY: N/A
N/A

PARAMETER	ENVIRONMENT		DOCUMENTATION REFERENCE		QUALIFICATION	OUTSTANDING ITEMS	INTERFACES:
	SPECIFICATION	QUALIFICATION	SPECIFICATION	QUALIFICATION	METHOD		COND. SEAL: EQRR 202 SPLICE: EQRR 169
OPERATING TIME	180 DAYS	180 DAYS	27	170,171	TEST & ANAL.		
TEMPERATURE (F)	120	414	85	170	TEST		MAINTENANCE REQUIREMENTS:
PRESSURE (PSIA)	14.7	80.7	85	170	TEST		
RELATIVE HUMIDITY (%)	90	100	85	170	TEST		
RADIATION	3.95 E6	5.9 E7	85	170	TEST		REMARKS:
AGING	40 YRS.	40 YRS.	N/A	170,171	TEST & ANAL.		

DEFICIENCY RESOLUTION:

PREPARED BY: FMV DATE: 01/30/84 REVISION DATE: 04/12/84

FACILITY: LGS UNIT: 1 DOCKET: 50-352 EQRR: 212

REVIEWED BY: WJB DATE: 04/12/84

SYSTEM: PLANT PROCESS RADIATION MONITORING

PLANT ID: SV-26-190D

COMPONENT: SOLENOID VALVE
ASSOC COMP: N/A
ASSOC COMP: N/A

MANUFACTU: VALCOR
ASSOC MANF: N/A
ASSOC MANF: N/A

SERVICE: NORMALLY OPEN TO PERMIT FLOW OF PRIMARY CONTAINMENT GAS TO THE COMBUSTIBLE GAS ANALYZER FOR H2O2 CONTENT VERIFICATION.

FUNCTION: CLOSES UPON LOCA SIGNAL TO PROVIDE PRIMARY CONTAINMENT ISOLATION.

ACCY: SPEC: N/A
DEMON: N/A
REF: N/A

MODEL NO.: V526-5295-111
ASSOC M/N: N/A
ASSOC M/N: N/A

SERIAL NO: N/A
ASSOC S/N: N/A
ASSOC S/N: N/A

LOCATION: ROOM 506 C

RACK/PANEL: N/A
N/A

ASSOC. DWG: M-241

P.O. NO: M-245C

SUBMERGENCE: N/A

CHEMICAL SPRAY: N/A
N/A

PARAMETER	ENVIRONMENT		DOCUMENTATION REFERENCE		QUALIFICATION	OUTSTANDING ITEMS	INTERFACES:
	SPECIFICATION	QUALIFICATION	SPECIFICATION	QUALIFICATION	METHOD		COND. SEAL: EQRR 202 SPLICE: EQRR 169
OPERATING TIME	180 DAYS	180 DAYS	27	170,171	TEST & ANAL.		
TEMPERATURE (F)	120	414	85	170	TEST		MAINTENANCE REQUIREMENTS:
PRESSURE (PSIA)	14.7	80.7	85	170	TEST		
RELATIVE HUMIDITY (Z)	90	100	85	170	TEST		
RADIATION	3.95 E6	5.9 E7	85	170	TEST		REMARKS:
AGING	40 YRS.	40 YRS.	N/A	170,171	TEST & ANAL.		

DEFICIENCY RESOLUTION:

FACILITY: LGS UNIT: 1 DOCKET: 50-352 EQRR: 123

PREPARED BY: RDC DATE: 05/26/83 REVISION DATE: 09/28/83

REVIEWED BY: FMV DATE: 09/28/83

SYSTEM: PRIMARY CONTAINMENT INSTRUMENT GAS

ACCY: SPEC: N/A
DEMON: N/A
REF: N/A

LOCATION: ROOM 309

PLANT ID: HV-57-165

RACK/PANEL: N/A

COMPONENT: MOTOR OPERATOR
ASSOC COMP: VALVE
ASSOC COMP: N/A

MODEL NO.: SMB-000-2
ASSOC M/N: N/A
ASSOC M/N: N/A

ASSOC. DWG: LOC: S-0229
P&ID: M-57

MANUFACTU: LIMITORQUE
ASSOC MANF: ROCKWELL
ASSOC MANF: N/A

SERIAL NO: N/A
ASSOC S/N: N/A
ASSOC S/N: N/A

SERVICE: DRYWELL NITROGEN INERTING LINE ISOLATION VALVE HV-57-116 BYPASS LEAKAGE CONTROL VENT TO SECONDARY CONTAINMENT. NORMALLY CLOSED.

P.O. NO: P-114A

FUNCTION: OPENS UPON RECEIPT OF CONTAINMENT ISOLATION SIGNAL. REQUIRED FOR LOCA ONLY.

SUBMERGENCE: N/A

CHEMICAL SPRAY: N/A

PARAMETER	ENVIRONMENT		DOCUMENTATION REFERENCE		QUALIFICATION	OUTSTANDING ITEMS	INTERFACES:
	SPECIFICATION	QUALIFICATION	SPECIFICATION	QUALIFICATION	METHOD		LUGS: EQRR 171 CABLE: EQRR 21 & 22
OPERATING TIME	1 HR.	16 DAYS	507	56,104	TEST		
TEMPERATURE (F)	120	250	85	56,104	TEST		MAINTENANCE REQUIREMENTS: REFERENCE 128, PARA 4.1, 7.0, AND APPENDIX A.
PRESSURE (PSIA)	14.7	39.7	85	56,104	TEST		
RELATIVE HUMIDITY (%)	90	100	85	56,104	TEST		
RADIATION	9.57 E5	2.00 E7	85	56,104	TEST		REMARKS: SPECIFIED ENVIRONMENTAL PARAMETERS ARE FOR LOCA.
AGING	40 YRS.	40 YRS.	N/A	56,104,616	TEST & ANAL.		

DEFICIENCY RESOLUTION:

PREPARED BY: FMV DATE: 01/30/84 REVISION DATE: 04/12/84

FACILITY: LGS UNIT: 1 DOCKET: 50-352 EQRR: 212

REVIEWED BY: WJB DATE: 04/12/84

SYSTEM: PLANT PROCESS RADIATION MONITORING

ACCY: SPEC: N/A
DEMON: N/A
REF: N/A

LOCATION: ROOM 506 C

PLANT ID: SV-26-190C

RACK/PANEL: N/A
N/A

COMPONENT: SOLENOID VALVE
ASSOC COMP: N/A
ASSOC COMP: N/A

MODEL NO.: V526-5295-111
ASSOC M/N: N/A
ASSOC M/N: N/A

ASSOC. DWG: M-241

MANUFACTU: VALCOR
ASSOC MANF: N/A
ASSOC MANF: N/A

SERIAL NO: N/A
ASSOC S/N: N/A
ASSOC S/N: N/A

SERVICE: NORMALLY OPEN TO PERMIT FLOW OF PRIMARY CONTAINMENT GAS TO THE COMBUSTIBLE GAS ANALYZER FOR H2O2 CONTENT VERIFICATION.

P.O. NO: M-245C

FUNCTION: CLOSES UPON LOCA SIGNAL TO PROVIDE PRIMARY CONTAINMENT ISOLATION.

SUBMERGENCE: N/A

CHEMICAL SPRAY: N/A
N/A

PARAMETER	ENVIRONMENT		DOCUMENTATION REFERENCE		QUALIFICATION	OUTSTANDING ITEMS	INTERFACES: COND. SEAL: EQRR 202 SPLICE: EQRR 169
	SPECIFICATION	QUALIFICATION	SPECIFICATION	QUALIFICATION	METHOD		
OPERATING TIME	180 DAYS	180 DAYS	27	170,171	TEST & ANAL.		
TEMPERATURE (F)	120	414	85	170	TEST		MAINTENANCE REQUIREMENTS:
PRESSURE (PSIA)	14.7	80.7	85	170	TEST		
RELATIVE HUMIDITY (%)	90	100	85	170	TEST		
RADIATION	3.95 E6	5.9 E7	85	170	TEST		REMARKS:
AGING	40 YRS.	40 YRS.	N/A	170,171	TEST & ANAL.		

DEFICIENCY RESOLUTION:

PREPARED BY: FMV DATE: 01/30/84 REVISION DATE: 04/12/84

FACILITY: LGS UNIT: 1 DOCKET: 50-352 EQRR: 212

REVIEWED BY: WJB DATE: 04/12/84

SYSTEM: PLANT PROCESS RADIATION MONITORING

ACCY: SPEC: N/A
DEMON: N/A
REF: N/A

LOCATION: ROOM 506 C

PLANT ID: SV-26-190D

RACK/PANEL: N/A
N/A

COMPONENT: SOLENOID VALVE
ASSOC COMP: N/A
ASSOC COMP: N/A

MODEL NO.: V526-5295-111
ASSOC M/N: N/A
ASSOC M/N: N/A

ASSOC. DWG: M-241

MANUFACTU: VALCOR
ASSOC MANF: N/A
ASSOC MANF: N/A

SERIAL NO: N/A
ASSOC S/N: N/A
ASSOC S/N: N/A

SERVICE: NORMALLY OPEN TO PERMIT FLOW OF PRIMARY CONTAINMENT GAS TO THE COMBUSTIBLE GAS ANALYZER FOR H2O2 CONTENT VERIFICATION.

P.O. NO: M-245C

FUNCTION: CLOSES UPON LOCA SIGNAL TO PROVIDE PRIMARY CONTAINMENT ISOLATION.

SUBMERGENCE: N/A

CHEMICAL SPRAY: N/A
N/A

PARAMETER	ENVIRONMENT		DOCUMENTATION REFERENCE		QUALIFICATION	OUTSTANDING ITEMS	INTERFACES:
	SPECIFICATION	QUALIFICATION	SPECIFICATION	QUALIFICATION	METHOD		COND. SEAL: EQRR 202 SPLICE: EQRR 169
OPERATING TIME	180 DAYS	180 DAYS	27	170,171	TEST & ANAL.		
TEMPERATURE (F)	120	414	85	170	TEST		MAINTENANCE REQUIREMENTS:
PRESSURE (PSIA)	14.7	80.7	85	170	TEST		
RELATIVE HUMIDITY (Z)	90	100	85	170	TEST		
RADIATION	3.95 E6	5.9 E7	85	170	TEST		REMARKS:
AGING	40 YRS.	40 YRS.	N/A	170,171	TEST & ANAL.		

DEFICIENCY RESOLUTION:

FACILITY: LGS UNIT: 1 DOCKET: 50-352 EQRR: 123

PREPARED BY: RDC DATE: 05/26/83 REVISION DATE: 09/28/83

REVIEWED BY: FMV DATE: 09/28/83

SYSTEM: PRIMARY CONTAINMENT INSTRUMENT GAS

ACCY: SPEC: N/A
DEMON: N/A
REF: N/A

LOCATION: ROOM 309

PLANT ID: HV-57-165

RACK/PANEL: N/A

COMPONENT: MOTOR OPERATOR
ASSOC COMP: VALVE
ASSOC COMP: N/A

MODEL NO.: SMB-000-2
ASSOC M/N: N/A
ASSOC M/N: N/A

ASSOC. DWG: LOC: S-0229
P&ID: M-57

MANUFACTU: LIMITORQUE
ASSOC MANF: ROCKWELL
ASSOC MANF: N/A

SERIAL NO: N/A
ASSOC S/N: N/A
ASSOC S/N: N/A

SERVICE: DRYWELL NITROGEN INERTING LINE ISOLATION VALVE HV-57-116 BYPASS LEAKAGE CONTROL VENT TO SECONDARY CONTAINMENT. NORMALLY CLOSED.

P.O. NO: P-114A

FUNCTION: OPENS UPON RECEIPT OF CONTAINMENT ISOLATION SIGNAL. REQUIRED FOR LOCA ONLY.

SUBMERGENCE: N/A

CHEMICAL SPRAY: N/A

PARAMETER	ENVIRONMENT		DOCUMENTATION REFERENCE		QUALIFICATION	OUTSTANDING ITEMS	INTERFACES: LUGS: EQRR 171 CABLE: EQRR 21 & 22
	SPECIFICATION	QUALIFICATION	SPECIFICATION	QUALIFICATION	METHOD		
OPERATING TIME	1 HR.	16 DAYS	507	56,104	TEST		
TEMPERATURE (F)	120	250	85	56,104	TEST		MAINTENANCE REQUIREMENTS: REFERENCE 128, PARA 4.1, 7.0, AND APPENDIX A.
PRESSURE (PSIA)	14.7	39.7	85	56,104	TEST		
RELATIVE HUMIDITY (%)	90	100	85	56,104	TEST		
RADIATION	9.57 E5	2.00 E7	85	56,104	TEST		REMARKS: SPECIFIED ENVIRONMENTAL PARAMETERS ARE FOR LOCA.
AGING	40 YRS.	40 YRS.	N/A	56,104,616	TEST & ANAL.		

DEFICIENCY RESOLUTION:

PREPARED BY: RDC DATE: 05/26/83 REVISION DATE: 09/28/83

FACILITY: LGS UNIT: 1 DOCKET: 50-352 ITEM: 123

REVIEWED BY: FMV DATE: 09/28/83

SYSTEM: PRIMARY CONTAINMENT INSTRUMENT GAS

EQUIP ID: HV-57-167

COMPONENT: MOTOR OPERATOR
ASSOC COMP: VALVE
ASSOC COMP: N/A

MANUFACTU: LIMITORQUE
ASSOC MAN: ROCKWELL
ASSOC MANF: N/A

ACCY: SPEC: N/A
DEMON: N/A
REF: N/A

MODEL NO.: SMB-000-2
ASSOC M/N: N/A
ASSOC M/N: N/A

SERIAL NO: N/A
ASSOC S/N: N/A
ASSOC S/N: N/A

LOCATION: ROOM 309

RACK/PANEL: N/A

ASSOC. DWG: LOC: S-0229
P&ID: M-57

SERVICE: DRYWELL NITROGEN INERTING LINE ISOLATION VALVE HV-57-116 BYPASS LEAKAGE CONTROL VENT TO SECONDARY CONTAINMENT. NORMALLY CLOSED.

P.O. NO: P-114A

FUNCTION: OPENS UPON RECEIPT OF CONTAINMENT ISOLATION SIGNAL. REQUIRED FOR LOCA ONLY.

SUBMERGENCE: N/A

CHEMICAL SPRAY: N/A

PARAMETER	ENVIRONMENT		DOCUMENTATION REFERENCE		QUALIFICATION	OUTSTANDING ITEMS	INTERFACES:
	SPECIFICATION	QUALIFICATION	SPECIFICATION	QUALIFICATION	METHOD		LUGS: EQRR 171 CABLE: EQRR 21 &22
OPERATING TIME	1 HR.	30 DAYS	107	56,104	TEST		
TEMPERATURE (F)	120	250	85	56,104	TEST		MAINTENANCE REQUIREMENTS: REFERENCE 128, PARA 4.1, 7.0, AND APPENDIX A.
PRESSURE (PSIA)	14.7	39.7	85	56,104	TEST		
RELATIVE HUMIDITY (%)	90	100	85	56,104	TEST		
RADIATION	9.57 E5	2.00 E7	85	56,104	TEST		REMARKS: SPECIFIED ENVIRONMENTAL PARAMETERS ARE FOR LOCA.
AGING	40 YRS.	40 YRS.	N/A	56,104,616	TEST & ANAL.		

DEFICIENCY RESOLUTION:

PREPARED BY: FMV DATE: 03/12/84 REVISION DATE: 03/12/84

FACILITY: LGS UNIT: 1 DOCKET: 50-352 EQRR: 123

REVIEWED BY: WJB DATE: 03/12/84

SYSTEM: PRIMARY CONTAINMENT INSTRUMENT GAS

ACCY: SPEC: N/A
DEMON: N/A
REF: N/A

LOCATION: PRI. CONT.

PLANT ID: HV-59-101

RACK/PANEL: N/A
N/A

COMPONENT: VALVE ACTUATOR

MODEL NO.: SMB-000-2

ASSOC COMP: GLOBE VALVE

ASSOC M/N: N/A

ASSOC. DWG: M-213
P&ID: M-59

ASSOC COMP:

ASSOC M/N: N/A

MANUFACTU: LIMITORQUE

SERIAL NO: N/A

ASSOC MANF: ROCKBESTOS

ASSOC S/N: N/A

ASSOC MANF: N/A

ASSOC S/N: N/A

SERVICE: VALVE PROVIDES SUCTION PATH FROM INSIDE PRIMARY CONTAINMENT FOR THE INSTRUMENT GAS COMPRESSORS.

P.O. NO: P-114A

FUNCTION: VALVE IS NORMALLY OPEN. VALVE ISOLATES ON REACTOR VESSEL LEVEL 1 TRIP, HIGH DRYWELL PRESSURE OR HIGH RADIOACTIVITY.

SUBMERGENCE: YES

CHEMICAL SPRAY: DEMIN. WATER

PARAMETER	ENVIRONMENT		DOCUMENTATION REFERENCE		QUALIFICATION	OUTSTANDING ITEMS	INTERFACES:
	SPECIFICATION	QUALIFICATION	SPECIFICATION	QUALIFICATION	METHOD		LUG: EQRR 171 CABLE: EQRR 22 IN LINE PLUG CONNECTOR: EQRR 44
OPERATING TIME	1 HR.	180 DAYS	85	58,551	TEST & ANAL.		
TEMPERATURE (F)	330	340	85	55,58	TEST		MAINTENANCE REQUIREMENTS:
PRESSURE (PSIA)	58.7	119.7	85	55,58	TEST		
RELATIVE HUMIDITY (%)	100	100	85	55,58	TEST		
RADIATION	5.5 E7	2.04 E8	85	55,58	TEST		REMARKS:
AGING	40 YRS.	40 YRS.	N/A	58,551	TEST & ANAL.		

DEFICIENCY RESOLUTION:

PREPARED BY: RDC DATE: 06/27/83 REVISION DATE: 09/12/83

FACILITY: LGS UNIT: 1 DOCKET: 50-352 EQRR: 124

REVIEWED BY: FMV DATE: 09/12/83

SYSTEM: PRIMARY CONTAINMENT INSTRUMENT GAS

ACCY: SPEC: N/A
DEMON: N/A
REF: N/A

LOCATION: ROOM 307

PLANT ID: HV-59-102

RACK/PANEL: N/A

COMPONENT: PILOT SOLENOID VALVE
ASSOC COMP: AIR OPERATOR (X-40F)
ASSOC COMP: N/A

MODEL NO.: NP8320A165E
ASSOC M/N: N/A
ASSOC M/N: N/A

ASSOC. DWG: LOC: M-0240
P&ID: M-59

MANUFACTU: AUTOMATIC SWITCH COMPANY
ASSOC MANF: FISHER VALVES
ASSOC MANF: N/A

SERIAL NO:
ASSOC S/N: N/A
ASSOC S/N: N/A

SERVICE: DRYWELL INSTRUMENT GAS SUCTION LINE ISOLATION VALVE.
NORMALLY ENERGIZED OPEN, FAILS CLOSED.

P.O. NO: F-59145

FUNCTION: ISOLATES UPON RV LEVEL 1 TRIP, HIGH DRYWELL PRESSURE, OR HIGH RADIATION IN THE REACTOR ENCLOSURE SIGNALS. REQUIRED FOR LOCA AND ALL HELBS.

SUBMERGENCE: N/A

CHEMICAL SPRAY: N/A

PARAMETER	ENVIRONMENT		DOCUMENTATION REFERENCE		QUALIFICATION	OUTSTANDING ITEMS	INTERFACES:
	SPECIFICATION	QUALIFICATION	SPECIFICATION	QUALIFICATION	METHOD		SEAL: EQRR 202 CABLE: EQRR 22
OPERATING TIME	1 HR.	30 DAYS	78	119	TEST		
TEMPERATURE (F)	264 (C)	450	85	119	TEST		MAINTENANCE REQUIREMENTS: REFERENCE 119, APPENDIX C.
PRESSURE (PSIA)	16.1 (C)	60.7	85	119	TEST		
RELATIVE HUMIDITY (%)	100 (C)	100	85	119	TEST		
RADIATION	9.57 E5	2.05 E8	85	119	TEST		REMARKS:
AGING	40 YRS.	40 YRS.	N/A	119	TEST & ANAL.		

DEFICIENCY RESOLUTION:

PREPARED BY: RDC DATE: 06/27/83 REVISION DATE: 09/12/83

FACILITY: LGS UNIT: 1 DOCKET: 50-352 EQRR: 124

REVIEWED BY: FMV DATE: 09/12/83

SYSTEM: PRIMARY CONTAINMENT INSTRUMENT GAS

ACCY: SPEC: N/A
DEMON: N/A
REF: N/A

LOCATION: ROOM 307

PLANT ID: HV-59-129A

RACK/PANEL: N/A

COMPONENT: PILOT SOLENOID VALVE
ASSOC COMP: AIR OPERATOR (X-40H)
ASSOC COMP: N/A

MODEL NO.: NP8320A185E
ASSOC M/N: N/A
ASSOC M/N: N/A

ASSOC. DWG: LOC: M-0240
P&ID: M-59

MANUFACTU: AUTOMATIC SWITCH COMPANY
ASSOC MANF: FISHER VALVES
ASSOC MANF: N/A

SERIAL NO:
ASSOC S/N: N/A
ASSOC S/N: N/A

SERVICE: DRYWELL INSTRUMENT GAS SUPPLY LINE ISOLATION VALVE.
NORMALLY ENERGIZED OPEN, FAILS CLOSED.

P.O. NO: F-59145

FUNCTION: ISOLATES UPON RV LEVEL 1 TRIP, HIGH DRYWELL PRESSURE, OR HIGH RADIATION IN THE REACTOR ENCLOSURE SIGNALS. REQUIRED FOR LOCA AND ALL HELBS.

SUBMERGENCE: N/A

CHEMICAL SPRAY: N/A

PARAMETER	ENVIRONMENT		DOCUMENTATION REFERENCE		QUALIFICATION	OUTSTANDING ITEMS	INTERFACES:
	SPECIFICATION	QUALIFICATION	SPECIFICATION	QUALIFICATION	METHOD		SEAL: EQRR 202 CABLE: EQRR 22
OPERATING TIME	1 HR.	30 DAYS	78	119	TEST		
TEMPERATURE (F)	264 (C)	450	85	119	TEST		MAINTENANCE REQUIREMENTS: REFERENCE 119, APPENDIX C.
PRESSURE (PSIA)	16.1 (C)	60.7	85	119	TEST		
RELATIVE HUMIDITY (%)	100 (C)	100	85	119	TEST		
RADIATION	9.57 E5	2.05 E8	85	119	TEST		REMARKS:
AGING	40 YRS.	40 YRS.	N/A	119	TEST & ANAL.		

DEFICIENCY RESOLUTION:

PREPARED BY: RDC DATE: 06/27/83 REVISION DATE: 09/12/83

FACILITY: LGS UNIT: 1 DOCKET: 50-352 EQRR: 124

REVIEWED BY: FMV DATE: 09/12/83

SYSTEM: PRIMARY CONTAINMENT INSTRUMENT GAS

ACCY: SPEC: N/A
DEMON: N/A
REF: N/A

LOCATION: ROOM 307

PLANT ID: HV-59-129B

RACK/PANEL: N/A

COMPONENT: PILOT SOLENOID VALVE
ASSOC COMP: AIR OPERATOR (X-38)
ASSOC COMP: N/A

MODEL NO.: NP8320A185E
ASSOC M/N: N/A
ASSOC M/N: N/A

ASSOC. DWG: LOC: M-0240
P&ID: M-59

MANUFACTU: AUTOMATIC SWITCH COMPANY
ASSOC MANF: FISHER VALVES
ASSOC MANF: N/A

SERIAL NO:
ASSOC S/N: N/A
ASSOC S/N: N/A

SERVICE: DRYWELL INSTRUMENT GAS SUPPLY LINE ISOLATION VALVE.
NORMALLY ENERGIZED OPEN, FAILS CLOSED.

P.O. NO: F-59145

FUNCTION: ISOLATES UPON RV LEVEL 1 TRIP, HIGH DRYWELL PRESSURE,
OR HIGH RADIATION IN THE REACTOR ENCLOSURE SIGNALS.
REQUIRED FOR LOCA AND ALL HELBS.

SUBMERGENCE: N/A

CHEMICAL SPRAY: N/A

PARAMETER	ENVIRONMENT		DOCUMENTATION REFERENCE		QUALIFICATION	OUTSTANDING ITEMS	INTERFACES:
	SPECIFICATION	QUALIFICATION	SPECIFICATION	QUALIFICATION	METHOD		SEAL: EQRR 202 CABLE: EQRR 22
OPERATING TIME	1 HR.	30 DAYS	78	119	TEST		
TEMPERATURE (F)	264 (C)	450	85	119	TEST		MAINTENANCE REQUIREMENTS: REFERENCE 119, APPENDIX C.
PRESSURE (PSIA)	16.1 (C)	60.7	85	119	TEST		
RELATIVE HUMIDITY (%)	100 (C)	100	85	119	TEST		
RADIATION	9.57 E5	2.05 E8	85	119	TEST		REMARKS:
AGING	40 YRS.	40 YRS.	N/A	119	TEST & ANAL.		

DEFICIENCY RESOLUTION:

PREPARED BY: RDC DATE: 06/27/83 REVISION DATE: 09/12/83

FACILITY: LGS UNIT: 1 DOCKET: 50-352 EQRR: 124

REVIEWED BY: FMV DATE: 09/12/83

SYSTEM: PRIMARY CONTAINMENT INSTRUMENT GAS

ACCY: SPEC: N/A
DEMON: N/A
REF: N/A

LOCATION: ROOM 406

PLANT ID: HV-59-131

RACK/PANEL: N/A

COMPONENT: PILOT SOLENOID VALVE
ASSOC COMP: AIR OPERATOR (X-35A)
ASSOC COMP: N/A

MODEL NO.: NP8320A185E
ASSOC M/N: N/A
ASSOC M/N: N/A

ASSOC. DWG: LOC: M-0220
P&ID: M-59

MANUFACTU: AUTOMATIC SWITCH COMPANY
ASSOC MANF: FISHER VALVES
ASSOC MANF: N/A

SERIAL NO:
ASSOC S/N: N/A
ASSOC S/N: N/A

SERVICE: TIP PURGE LINE TO TIP INDEXING MECHANISM ISOLATION VALVE.
NORMALLY ENERGIZED OPEN, FAILS CLOSED.

P.O. NO: F-59145

FUNCTION: ISOLATES UPON RV LEVEL 2 TRIP AND HIGH DRYWELL PRESSURE SIGNALS.
REQUIRED FOR LOCA AND ALL HELBS.

SUBMERGENCE: N/A

CHEMICAL SPRAY: N/A

PARAMETER	ENVIRONMENT		DOCUMENTATION REFERENCE		QUALIFICATION	OUTSTANDING ITEMS	INTERFACES: SEAL:EQRR 202 CABLE: EQRR 22
	SPECIFICATION	QUALIFICATION	SPECIFICATION	QUALIFICATION	METHOD		
OPERATING TIME	1 HR.	30 DAYS	78	119	TEST		
TEMPERATURE (F)	115	450	85	119	TEST		MAINTENANCE REQUIREMENTS: REFERENCE 119, APPENDIX C.
PRESSURE (PSIA)	14.7	60.7	85	119	TEST		
RELATIVE HUMIDITY (%)	90	100	85	119	TEST		
RADIATION	6.92 E7	2.05 E8	85	119	TEST		REMARKS:
AGING	40 YRS.	40 YRS.	N/A	119	TEST & ANAL.		

DEFICIENCY RESOLUTION:

PREPARED BY: RDC DATE: 06/27/83 REVISION DATE: 09/12/83

FACILITY: LGS UNIT: 1 DOCKET: 50-352 EQRR: 124

REVIEWED BY: FMV DATE: 09/12/83

SYSTEM: PRIMARY CONTAINMENT INSTRUMENT GAS

PLANT ID: HV-59-135

COMPONENT: PILOT SOLENOID VALVE
ASSOC COMP: AIR OPERATOR (X-218)
ASSOC COMP: N/A

MANUFACTU: AUTOMATIC SWITCH COMPANY
ASSOC MANF: FISHER VALVES
ASSOC MANF: N/A

SERVICE: INSTRUMENT AIR SUPPLY LINE TO PRIMARY CONTAINMENT VACUUM RELIEF VALVE ASSEMBLIES. NORMALLY ENERGIZED OPEN, FAILS CLOSED.

FUNCTION: ISOLATES UPON RV LEVEL 1 TRIP, HIGH DRYWELL PRESSURE, OR HIGH RADIATION IN THE REACTOR ENCLOSURE SIGNALS. REQUIRED FOR LOCA AND ALL HELBS.

ACCY: SPEC: N/A
DEMON: N/A
REF: N/A

MODEL NO.: NP8320A185E
ASSOC M/N: N/A
ASSOC M/N: N/A

SERIAL NO:
ASSOC S/N: N/A
ASSOC S/N: N/A

LOCATION: ROOM 309

RACK/PANEL: N/A

ASSOC. DWG: LOC: M-0229
P&ID: M-59

P.O. NO: F-59145

SUBMERGENCE: N/A

CHEMICAL SPRAY: N/A

PARAMETER	ENVIRONMENT		DOCUMENTATION REFERENCE		QUALIFICATION	OUTSTANDING ITEMS	INTERFACES: SEAL: EQRR 202 CABLE: EQRR 22
	SPECIFICATION	QUALIFICATION	SPECIFICATION	QUALIFICATION	METHOD		
OPERATING TIME	1 HR.	30 DAYS	78	119	TEST		
TEMPERATURE (F)	264 (C)	450	85	119	TEST		MAINTENANCE REQUIREMENTS: REFERENCE 119, APPENDIX C.
PRESSURE (PSIA)	16.1 (C)	60.7	85	119	TEST		
RELATIVE HUMIDITY (%)	100 (C)	100	85	119	TEST		
RADIATION	9.57 E5	2.05 E8	85	119	TEST		REMARKS:
AGING	40 YRS.	40 YRS.	N/A	119	TEST & ANAL.		

DEFICIENCY RESOLUTION:

PREPARED BY: RDC DATE: 05/26/83 REVISION DATE: 09/28/83

FACILITY: LGS UNIT: 1 DOCKET: 50-352 EQRR: 123

REVIEWED BY: FMV DATE: 09/28/83

SYSTEM: PRIMARY CONTAINMENT INSTRUMENT GAS

ACCY: SPEC: N/A
DEMON: N/A
REF: N/A

LOCATION: ROOM 402

PLANT ID: HV-59-140

RACK/PANEL: N/A

COMPONENT: MOTOR OPERATOR
ASSOC COMP: VALVE
ASSOC COMP: N/A

MODEL NO.: SMB-000-2
ASSOC M/N: N/A
ASSOC M/N: N/A

ASSOC. DWG: LOC: S-0240
P&ID: M-59

MANUFACTU: LIMITORQUE
ASSOC MANF: ROCKWELL
ASSOC MANF: N/A

SERIAL NO: N/A
ASSOC S/N: N/A
ASSOC S/N: N/A

SERVICE: BLOCK VALVE IN BACKUP INSTRUMENT AIR SYSTEM PATH IN INSTRUMENT GAS LINE. NORMALLY OPEN.

P.O. NO: P-114A

FUNCTION: ISOLATES INSTRUMENT AIR SYSTEM FROM CONTAINMENT INSTRUMENT GAS SYSTEM UPON RECEIPT OF ISOLATION SIGNAL. REQUIRED FOR LOCA ONLY.

SUBMERGENCE: N/A

CHEMICAL SPRAY: N/A

PARAMETER	ENVIRONMENT		DOCUMENTATION REFERENCE		QUALIFICATION	OUTSTANDING ITEMS	INTERFACES:
	SPECIFICATION	QUALIFICATION	SPECIFICATION	QUALIFICATION	METHOD		LUGS: EQRR 171 CABLE: EQRR 21 & 22
OPERATING TIME	1 HR.	16 DAYS	536	56,104	TEST		
TEMPERATURE (F)	115	250	85	56,104	TEST		MAINTENANCE REQUIREMENTS: REFERENCE 128, PARA 4.1, 7.0, AND APPENDIX A.
PRESSURE (PSIA)	14.7	39.7	85	56,104	TEST		
RELATIVE HUMIDITY (%)	90	100	85	56,104	TEST		
RADIATION	1.35 E5	2.00 E7	85	56,104	TEST		REMARKS:
AGING	40 YRS.	40 YRS.	N/A	56,104,616	TEST & ANAL.		

DEFICIENCY RESOLUTION:

PREPARED BY: RDC DATE: 05/26/83 REVISION DATE: 09/28/83

FACILITY: LGS UNIT: 1 DOCKET: 50-352 EQRR: 123

REVIEWED BY: FMV DATE: 09/28/83

SYSTEM: PRIMARY CONTAINMENT INSTRUMENT GAS

ACCY: SPEC: N/A
DEMON: N/A
REF: N/A

LOCATION: ROOM 402

PLANT ID: HV-59-141

RACK/PANEL: N/A

COMPONENT: MOTOR OPERATOR
ASSOC COMP: VALVE
ASSOC COMP: N/A

MODEL NO.: SMB-000-2
ASSOC M/N: N/A
ASSOC M/N: N/A

ASSOC. DWG: LOC: S-0240
P&ID: M-59

MANUFACTU: LIMITORQUE
ASSOC MANF: ROCKWELL
ASSOC MANF: N/A

SERIAL NO: N/A
ASSOC S/N: N/A
ASSOC S/N: N/A

SERVICE: BLOCK VALVE IN BACKUP INSTRUMENT AIR SYSTEM PATH IN INSTRUMENT GAS LINE. NORMALLY OPEN.

P.O. NO: P-114A

FUNCTION: ISOLATES INSTRUMENT AIR SYSTEM FROM CONTAINMENT INSTRUMENT GAS SYSTEM UPON RECEIPT OF ISOLATION SIGNAL. REQUIRED FOR LOCA ONLY.

SUBMERGENCE: N/A

CHEMICAL SPRAY: N/A

PARAMETER	ENVIRONMENT		DOCUMENTATION REFERENCE		QUALIFICATION	OUTSTANDING ITEMS	INTERFACES:
	SPECIFICATION	QUALIFICATION	SPECIFICATION	QUALIFICATION	METHOD		LUGS: EQRR 171 CABLE: EQRR 21 & 22
OPERATING TIME	1 HR.	16 DAYS	536	56,104	TEST		
TEMPERATURE (F)	115	250	85	56,104	TEST		MAINTENANCE REQUIREMENTS: REFERENCE 128, PARA 4.1, 7.0, AND APPENDIX A.
PRESSURE (PSIA)	14.7	39.7	85	56,104	TEST		
RELATIVE HUMIDITY (%)	90	100	85	56,104	TEST		
RADIATION	1.35 E5	2.00 E7	85	56,104	TEST		REMARKS:
AGING	40 YRS.	40 YRS.	N/A	56,104,616	TEST & ANAL.		

DEFICIENCY RESOLUTION:

FACILITY: LGS UNIT: 1 DOCKET: 50-352 EQRR: 123

PREPARED BY: RDC DATE: 05/26/83 REVISION DATE: 09/28/83

REVIEWED BY: FMV DATE: 09/28/83

SYSTEM: PRIMARY CONTAINMENT INSTRUMENT GAS

ACCY: SPEC: N/A
DEMON: N/A
REF: N/A

LOCATION: ROOM 402

PLANT ID: HV-59-142

RACK/PANEL: N/A

COMPONENT: MOTOR OPERATOR
ASSOC COMP: VALVE
ASSOC COMP: N/A

MODEL NO.: SMB-000-2
ASSOC M/N: N/A
ASSOC M/N: N/A

ASSOC. DWG: LOC: S-0240
P&ID: M-59

MANUFACTU: LIMITORQUE
ASSOC MANF: ROCKWELL
ASSOC MANF: N/A

SERIAL NO: N/A
ASSOC S/N: N/A
ASSOC S/N: N/A

SERVICE: BACKUP INSTRUMENT AIR SYSTEM PATH TO INSTRUMENT GAS LINE. NORMALLY CLOSED.

P.O. NO: P-114A

FUNCTION: OPENS TO ALLOW VENTING OF LEAKAGE FROM INSTRUMENT AIR BLOCK VALVES (HV-59-140,141) TO SECONDARY CONTAINMENT. REQUIRED FOR LOCA ONLY.

SUBMERGENCE: N/A

CHEMICAL SPRAY: N/A

PARAMETER	ENVIRONMENT		DOCUMENTATION REFERENCE		QUALIFICATION	OUTSTANDING ITEMS	INTERFACES: LUGS: EQRR 171 CABLE: EQRR 21 & 22
	SPECIFICATION	QUALIFICATION	SPECIFICATION	QUALIFICATION	METHOD		
OPERATING TIME	1 HR.	16 DAYS	536,507	56,104	TEST		
TEMPERATURE (F)	115	250	85	56,104	TEST		MAINTENANCE REQUIREMENTS: REFERENCE 128, PARA 4.1, 7.0, AND APPENDIX A.
PRESSURE (PSIA)	14.7	39.7	85	56,104	TEST		
RELATIVE HUMIDITY (%)	90	100	85	56,104	TEST		
RADIATION	1.35 E5	2.00 E7	85	56,104	TEST		REMARKS:
AGING	40 YRS.	40 YRS.	N/A	56,104,616	TEST & ANAL.		

DEFICIENCY RESOLUTION:

PREPARED BY: RDC DATE: 05/26/83 REVISION DATE: 09/28/83

FACILITY: LGS UNIT: 1 DOCKET: 50-352 EQRR: 123

REVIEWED BY: FMV DATE: 09/28/83

SYSTEM: PRIMARY CONTAINMENT INSTRUMENT GAS

ACCY: SPEC: N/A
DEMON: N/A
REF: N/A

LOCATION: ROOM 402

PLANT ID: HV-59-143

RACK/PANEL: N/A

COMPONENT: MOTOR OPERATOR
ASSOC COMP: VALVE
ASSOC COMP: N/A

MODEL NO.: SMB-000-2
ASSOC M/N: N/A
ASSOC M/N: N/A

ASSOC. DWG: LOC: S-0240
P&ID: M-59

MANUFACTU: LIMITORQUE
ASSOC MANF: ROCKWELL
ASSOC MANF: N/A

SERIAL NO: N/A
ASSOC S/N: N/A
ASSOC S/N: N/A

SERVICE: BACKUP INSTRUMENT AIR SYSTEM PATH TO INSTRUMENT GAS LINE. NORMALLY CLOSED.

P.O. NO: P-114A

FUNCTION: OPENS TO ALLOW VENTING OF LEAKAGE FROM INSTRUMENT AIR BLOCK VALVES (HV-59-140,141) TO SECONDARY CONTAINMENT. REQUIRED FOR LOCA ONLY.

SUBMERGENCE: N/A

CHEMICAL SPRAY: N/A

PARAMETER	ENVIRONMENT		DOCUMENTATION REFERENCE		QUALIFICATION	OUTSTANDING ITEMS	INTERFACES: LUGS: EQRR 171 CABLE: EQRR 21 & 22
	SPECIFICATION	QUALIFICATION	SPECIFICATION	QUALIFICATION	METHOD		
OPERATING TIME	1 HR.	16 DAYS	536,507	56,104	TEST		
TEMPERATURE (F)	115	250	85	56,104	TEST		MAINTENANCE REQUIREMENTS: REFERENCE 128, PARA 4.1, 7.0, AND APPENDIX A.
PRESSURE (PSIA)	14.7	39.7	85	56,104	TEST		
RELATIVE HUMIDITY (%)	90	100	85	56,104	TEST		
RADIATION	1.35 E5	2.00 E7	85	56,104	TEST		REMARKS:
AGING	40 YRS.	40 YRS.	N/A	56,104,616	TEST & ANAL.		

DEFICIENCY RESOLUTION:

PREPARED BY: FMV DATE: 03/09/84 REVISION DATE: 03/09/84

FACILITY: LGS UNIT: 1 DOCKET: 50-352 EQRR: 123

REVIEWED BY: WJB DATE: 03/09/84

SYSTEM: PRIMARY CONTAINMENT INSTRUMENT GAS

ACCY: SPEC: N/A
DEMON: N/A
REF: N/A

LOCATION: ROOM 309

PLANT ID: HV-59-151A

RACK/PANEL: N/A

COMPONENT: MOTOR OPERATOR
ASSOC COMP: GLOBE VALVE
ASSOC COMP: N/A

MODEL NO.: SMB-000-2
ASSOC M/N: N/A
ASSOC M/N: N/A

ASSOC. DWG: LOC: M-229
P&ID: M-59

MANUFACTU: LIMITORQUE
ASSOC MANF: ROCKBESTOS
ASSOC MANF: N/A

SERIAL NO: N/A
ASSOC S/N: N/A
ASSOC S/N: N/A

SERVICE: INSTRUMENT GAS SUPPLY LINE TO PRIMARY CONTAINMENT ISOLATION VALVE

P.O. NO: P-114A

FUNCTION: VALVE IS NORMALLY OPEN. VALVE WILL ISOLATE ON LOW DIFF. PRESS BETWEEN THE INSTRUMENT GAS SYSTEM AND THE PRIMARY CONTAINMENT. VALVE REMAINS CLOSED AFTER AN ACCIDENT. NOT REQ'D FOR HELB.

SUBMERGENCE: N/A

CHEMICAL SPRAY: N/A

PARAMETER	ENVIRONMENT		DOCUMENTATION REFERENCE		QUALIFICATION	OUTSTANDING ITEMS	INTERFACES: LUGS: EQRR 171 CABLE: EQRR 21&22
	SPECIFICATION	QUALIFICATION	SPECIFICATION	QUALIFICATION	METHOD		
OPERATING TIME	180 DAYS	16 DAYS	550	56,104	TEST		
TEMPERATURE (F)	120	250	85	56,104	TEST		MAINTENANCE REQUIREMENTS: REF 128, PARA. 4.1, 7.0 AND APPENDIX A
PRESSURE (PSIA)	14.7	39.7	85	56,104	TEST		
RELATIVE HUMIDITY (%)	90	100	85	56,104	TEST		
RADIATION	5.40 E6	2.00 E7	85	56,104	TEST		REMARKS:
AGING	40 YRS.	40 YRS.	N/A	56,104	TEST & ANAL.		

DEFICIENCY RESOLUTION:

PREPARED BY: FMV DATE: 03/12/84 REVISION DATE: 03/12/84

FACILITY: LGS UNIT: 1 DOCKET: 50-352 EQRR: 123

REVIEWED BY: WJB DATE: 03/12/84

SYSTEM: PRIMARY CONTAINMENT INSTRUMENT GAS

ACCY: SPEC: N/A
DEMON: N/A
REF: N/A

LOCATION: ROOM 304

PLANT ID: HV-59-151B

RACK/PANEL: N/A
N/A

COMPONENT: MOTOR OPERATOR
ASSOC COMP: GLOBE VALVE
ASSOC COMP: N/A

MODEL NO.: SMB-000-2
ASSOC M/N: N/A
ASSOC M/N: N/A

ASSOC. DWG: LOC: M-220
P&ID: M-59

MANUFACTU: LIMITORQUE
ASSOC MANF: ROCKBESTOS
ASSOC MANF: N/A

SERIAL NO: N/A
ASSOC S/N: N/A
ASSOC S/N: N/A

SERVICE: INSTRUMENT GAS SUPPLY LINE TO PRIMARY CONTAINMENT ISOLATION VALVE

P.O. NO: P-114A

FUNCTION: VALVE IS NORMALLY OPEN. VALVE WILL ISOLATE ON LOW DIFF. PRESS BETWEEN THE INSTRUMENT GAS SYSTEM AND THE PRIMARY CONTAINMENT. VALVE REMAINS CLOSED AFTER AN ACCIDENT.

SUBMERGENCE: N/A

CHEMICAL SPRAY: N/A

PARAMETER	ENVIRONMENT		DOCUMENTATION REFERENCE		QUALIFICATION	OUTSTANDING ITEMS	INTERFACES: LUGS: EQRR 171 CABLE: EQRR 21&22
	SPECIFICATION	QUALIFICATION	SPECIFICATION	QUALIFICATION	METHOD		
OPERATING TIME	180 DAYS	16 DAYS	550	56,104	TEST		
TEMPERATURE (F)	120	250	85	56,104	TEST		MAINTENANCE REQUIREMENTS: REF 128, PARA. 4.1, 7.0 AND APPENDIX A
PRESSURE (PSIA)	14.7	39.7	85	56,104	TEST		
RELATIVE HUMIDITY (%)	90	100	85	56,104	TEST		
RADIATION	4.15 E6	2.00 E7	85	56,104	TEST		REMARKS:
AGING	40 YRS.	40 YRS.	N/A	56,104	TEST & ANAL.		

DEFICIENCY RESOLUTION:

PREPARED BY: RDC DATE: 07/06/83 REVISION DATE: 09/12/83

FACILITY: LGS UNIT: 1 DOCKET: 50-352 EQRR: 124

REVIEWED BY: FMV DATE: 09/12/83

SYSTEM: PRIMARY CONTAINMENT INSTRUMENT GAS

ACCY: SPEC: N/A
DEMON: N/A
REF: N/A

LOCATION: ROOM 307

PLANT ID: LS-HV-59-102

RACK/PANEL: N/A

COMPONENT: LIMIT SWITCH
ASSOC COMP: AIR OPERATOR
ASSOC COMP: N/A

MODEL NO.: EA180-XX302
ASSOC M/N: N/A
ASSOC M/N: N/A

ASSOC. DWG: N/A

MANUFACTU: NAMCO
ASSOC MANF: FISHER VALVES
ASSOC MANF: N/A

SERIAL NO:
ASSOC S/N: N/A
ASSOC S/N: N/A

SERVICE: VALVE HV-59-102.

P.O. NO: F-59026

FUNCTION: PROVIDES INDICATION OF VALVE POSITION.
REQUIRED FOR LOCA AND ALL HELBS.

SUBMERGENCE: N/A

CHEMICAL SPRAY: N/A

PARAMETER	ENVIRONMENT		DOCUMENTATION REFERENCE		QUALIFICATION	OUTSTANDING ITEMS	INTERFACES:
	SPECIFICATION	QUALIFICATION	SPECIFICATION	QUALIFICATION	METHOD		CABLE: EQRR 22
OPERATING TIME	1 HR.	30 DAYS	78	127	TEST		
TEMPERATURE (F)	264 (C)	346	85	127	TEST		MAINTENANCE REQUIREMENTS: REFERENCE 127 SECTION 4.0
PRESSURE (PSIA)	16.1 (C)	84.7	85	127	TEST		
RELATIVE HUMIDITY (%)	100 (C)	100	85	127	TEST		
RADIATION	9.57 E5	2.04 E8	85	127	TEST		REMARKS:
AGING	40 YRS.	40 YRS.	N/A	127	TEST & ANAL.		

DEFICIENCY RESOLUTION:

PREPARED BY: RDC DATE: 07/06/83 REVISION DATE: 09/12/83

FACILITY: LGS UNIT: 1 DOCKET: 50-352 EQRR: 124

REVIEWED BY: FMV DATE: 09/12/83

SYSTEM: PRIMARY CONTAINMENT INSTRUMENT GAS

ACCY: SPEC: N/A
DEMON: N/A
REF: N/A

LOCATION: ROOM 307

PLANT ID: LS-HV-59-129A

RACK/PANEL: N/A

COMPONENT: LIMIT SWITCH
ASSOC COMP: AIR OPERATOR
ASSOC COMP: N/A

MODEL NO.: EA180-XX302
ASSOC M/N: N/A
ASSOC M/N: N/A

ASSOC. DWG: N/A

MANUFACTU: NAMCO
ASSOC MANF: FISHER VALVES
ASSOC MANF: N/A

SERIAL NO:
ASSOC S/N: N/A
ASSOC S/N: N/A

SERVICE: VALVE HV-59-129A.

P.O. NO: F-59026

FUNCTION: PROVIDES INDICATION OF VALVE POSITION.
REQUIRED FOR LOCA AND ALL HELBS.

SUBMERGENCE: N/A

CHEMICAL SPRAY: N/A

PARAMETER	ENVIRONMENT		DOCUMENTATION REFERENCE		QUALIFICATION	OUTSTANDING ITEMS	INTERFACES: CABLE: EQRR 22
	SPECIFICATION	QUALIFICATION	SPECIFICATION	QUALIFICATION	METHOD		
OPERATING TIME	1 HR.	30 DAYS	78	127	TEST		
TEMPERATURE (F)	264 (C)	346	85	127	TEST		MAINTENANCE REQUIREMENTS: REFERENCE 127 SECTION 4.0
PRESSURE (PSIA)	16.1 (C)	84.7	85	127	TEST		
RELATIVE HUMIDITY (%)	100 (C)	100	85	127	TEST		
RADIATION	9.57 E5	2.04 E8	85	127	TEST		REMARKS:
AGING	40 YRS.	40 YRS.	N/A	127	TEST & ANAL.		

DEFICIENCY RESOLUTION:

PREPARED BY: RDC DATE: 07/06/83 REVISION DATE: 09/12/83

FACILITY: LGS UNIT: 1 DOCKET: 50-352 EQRR: 124

REVIEWED BY: FMV DATE: 09/12/83

SYSTEM: PRIMARY CONTAINMENT INSTRUMENT GAS

ACCY: SPEC: N/A
DEMON: N/A
REF: N/A

LOCATION: ROOM 306

PLANT ID: LS-HV-59-129B

RACK/PANEL: N/A

COMPONENT: LIMIT SWITCH
ASSOC COMP: AIR OPERATOR
ASSOC COMP: N/A

MODEL NO.: EA180-XX302
ASSOC M/N: N/A
ASSOC M/N: N/A

ASSOC. DWG: N/A

MANUFACTU: NAMCO
ASSOC MANF: FISHER VALVES
ASSOC MANF: N/A

SERIAL NO:
ASSOC S/N: N/A
ASSOC S/N: N/A

SERVICE: VALVE HV-59-129B.

P.O. NO: F-59026

FUNCTION: PROVIDES INDICATION OF VALVE POSITION.
REQUIRED FOR LOCA AND ATWS RELIEF.

SUBMERGENCE: N/A

CHEMICAL SPRAY: N/A

PARAMETER	ENVIRONMENT		DOCUMENTATION REFERENCE		QUALIFICATION	OUTSTANDING ITEMS	INTERFACES:
	SPECIFICATION	QUALIFICATION	SPECIFICATION	QUALIFICATION	METHOD		CABLE: EQRR 22
OPERATING TIME	1 HR.	30 DAYS	78	127	TEST		
TEMPERATURE (F)	264 (C)	346	85	127	TEST		MAINTENANCE REQUIREMENTS: REFERENCE 127 SECTION 4.0
PRESSURE (PSIA)	16.1 (C)	84.7	85	127	TEST		
RELATIVE HUMIDITY (%)	100 (C)	100	85	127	TEST		
RADIATION	9.57 E5	2.04 E8	85	127	TEST		REMARKS:
AGING	40 YRS.	40 YRS.	N/A	127	TEST & ANAL.		

DEFICIENCY RESOLUTION:

PREPARED BY: RDC DATE: 07/06/83 REVISION DATE: 09/12/83

FACILITY: LGS UNIT: 1 DOCKET: 50-352 EQRR: 124

REVIEWED BY: FMV DATE: 09/12/83

SYSTEM: PRIMARY CONTAINMENT INSTRUMENT GAS

ACCY: SPEC: N/A
DEMON: N/A
REF: N/A

LOCATION: ROOM 406

PLANT ID: LS-HV-59-131

RACK/PANEL: N/A

COMPONENT: LIMIT SWITCH
ASSOC COMP: AIR OPERATOR
ASSOC COMP: N/A

MODEL NO.: EA180-XX302
ASSOC M/N: N/A
ASSOC M/N: N/A

ASSOC. DWG: N/A

MANUFACTU: NAMCO
ASSOC MANF: FISHER VALVES
ASSOC MANF: N/A

SERIAL NO:
ASSOC S/N: N/A
ASSOC S/N: N/A

SERVICE: VALVE HV-59-131.

P.O. NO: F-59026

FUNCTION: PROVIDES INDICATION OF VALVE POSITION.
REQUIRED FOR LOCA AND ALL HELBS.

SUBMERGENCE: N/A

CHEMICAL SPRAY: N/A

PARAMETER	ENVIRONMENT		DOCUMENTATION REFERENCE		QUALIFICATION	OUTSTANDING ITEMS	INTERFACES: CABLE: EQRR 22
	SPECIFICATION	QUALIFICATION	SPECIFICATION	QUALIFICATION	METHOD		
OPERATING TIME	1 HR.	30 DAYS	78	127	TEST		
TEMPERATURE (F)	115	346	85	127	TEST		MAINTENANCE REQUIREMENTS: REFERENCE 127 SECTION 4.0
PRESSURE (PSIA)	14.7	84.7	85	127	TEST		
RELATIVE HUMIDITY (%)	90	100	85	127	TEST		
RADIATION	6.92 E7	2.04 E8	85	127	TEST		REMARKS:
AGING	40 YRS.	40 YRS.	N/A	127	TEST & ANAL.		

DEFICIENCY RESOLUTION:

PREPARED BY: RDC DATE: 07/06/83 REVISION DATE: 09/12/83

FACILITY: LGS UNIT: 1 DOCKET: 50-352 EQRR: 124

REVIEWED BY: FMV DATE: 09/12/83

SYSTEM: PRIMARY CONTAINMENT INSTRUMENT GAS

ACCY: SPEC: N/A
DEMON: N/A
REF: N/A

LOCATION: ROOM 309

PLANT ID: LS-HV-59-135

RACK/PANEL: N/A

COMPONENT: LIMIT SWITCH
ASSOC COMP: AIR OPERATOR
ASSOC COMP: N/A

MODEL NO.: EA180-XX302
ASSOC M/N: N/A
ASSOC M/N: N/A

ASSOC. DWG: N/A

MANUFACTU: NAMCO
ASSOC MANF: FISHER VALVES
ASSOC MANF: N/A

SERIAL NO:
ASSOC S/N: N/A
ASSOC S/N: N/A

SERVICE: VALVE HV-59-135.

P.O. NO: F-59026

FUNCTION: PROVIDES INDICATION OF VALVE POSITION.
REQUIRED FOR LOCA AND ALL HELBS.

SUBMERGENCE: N/A

CHEMICAL SPRAY: N/A

PARAMETER	ENVIRONMENT		DOCUMENTATION REFERENCE		QUALIFICATION	OUTSTANDING ITEMS	INTERFACES: CABLE: EQRR 22
	SPECIFICATION	QUALIFICATION	SPECIFICATION	QUALIFICATION	METHOD		
OPERATING TIME	1 HR.	30 DAYS	78	127	TEST		
TEMPERATURE (F)	264 (C)	346	85	127	TEST		MAINTENANCE REQUIREMENTS: REFERENCE 127 SECTION 4.0
PRESSURE (PSIA)	16.1 (C)	84.7	85	127	TEST		
RELATIVE HUMIDITY (%)	100 (C)	100	85	127	TEST		
RADIATION	9.57 E5	2.04 E8	85	127	TEST		REMARKS:
AGING	40 YRS.	40 YRS.	N/A	127	TEST & ANAL.		

DEFICIENCY RESOLUTION:

PREPARED BY: FMV DATE: 04/18/84 REVISION DATE: 04/18/84

FACILITY: LGS UNIT: 1 DOCKET: 50-352 EQRR: 180

REVIEWED BY: WJB DATE: 04/18/84

SYSTEM: PRIMARY CONTAINMENT INSTRUMENT GAS

ACCY: SPEC: +/- 10% F.S.
DEMON: +/- 10% F.S.
REF: 167

LOCATION: ROOM 402

PLANT ID: PDS-59-106A

RACK/PANEL: N/A

COMPONENT: PRESSURE DIFFERENTIAL SWITCH
ASSOC COMP: N/A
ASSOC COMP: N/A

MODEL NO.: 580A-2
ASSOC M/N: N/A
ASSOC M/N: N/A

ASSOC. DWG: LOC: M-720
P&ID: M-59

MANUFACTU: ITT BARTON
ASSOC MANF: N/A
ASSOC MANF: N/A

SERIAL NO:
ASSOC S/N: N/A
ASSOC S/N: N/A

SERVICE: LONG TERM NITROGEN GAS SUPPLY TO ADS SYSTEM.

P.O. NO: M-266

FUNCTION: SENSES DIFFERENTIAL PRESSURE BETWEEN PRIMARY CONTAINMENT AND INSTRUMENT GAS LINE TO ADS VALVES. PROVIDES SIGNAL TO ISOLATE VALVE HV-59-151A WHEN PRESSURE INSIDE CONTAINMENT IS HIGHER THAN INSTRUMENT GAS LINE. REQUIRED FOR LOCA AND ALL HELBS.

SUBMERGENCE: N/A

CHEMICAL SPRAY: N/A

PARAMETER	ENVIRONMENT		DOCUMENTATION REFERENCE		QUALIFICATION	OUTSTANDING ITEMS	INTERFACES:
	SPECIFICATION	QUALIFICATION	SPECIFICATION	QUALIFICATION	METHOD		
OPERATING TIME	180 DAYS	180 DAYS	550	167	TEST & ANAL.		
TEMPERATURE (F)	120	340	85	167	TEST		MAINTENANCE REQUIREMENTS:
PRESSURE (PSIA)	14.7	89.7	85	167	TEST		
RELATIVE HUMIDITY (%)	90	95	85	167	TEST		
RADIATION	4.19 E6	5.0 E6	85	167	TEST		REMARKS:
AGING	40 YRS.	167	N/A	167	TEST		

DEFICIENCY RESOLUTION:

PREPARED BY: FMV DATE: 04/18/84 REVISION DATE: 04/18/84

FACILITY: LGS UNIT: 1 DOCKET: 50-352 EQRR: 180

REVIEWED BY: WJB DATE: 04/18/84

SYSTEM: PRIMARY CONTAINMENT INSTRUMENT GAS

ACCY: SPEC: +/- 10% F.S.
DEMON: +/- 10% F.S.
REF: 167

LOCATION: ROOM 402

PLANT ID: PDS-59-106B

RACK/PANEL: N/A

COMPONENT: PRESSURE DIFFERENTIAL SWITCH
ASSOC COMP: N/A
ASSOC COMP: N/A

MODEL NO.: 580A-2
ASSOC M/N: N/A
ASSOC M/N: N/A

ASSOC. DWG: LOC: M-720
P&ID: M-59

MANUFACTU: ITT BARTON
ASSOC MANF: N/A
ASSOC MANF: N/A

SERIAL NO:
ASSOC S/N: N/A
ASSOC S/N: N/A

SERVICE: LONG TERM NITROGEN GAS SUPPLY TO ADS SYSTEM.

P.O. NO: M-266

FUNCTION: SENSES DIFFERENTIAL PRESSURE BETWEEN PRIMARY CONTAINMENT AND INSTRUMENT GAS LINE TO ADS VALVES. PROVIDES SIGNAL TO ISOLATE VALVE HV-59-151B WHEN PRESSURE INSIDE CONTAINMENT IS HIGHER THAN INSTRUMENT GAS LINE. REQUIRED FOR LOCA AND ALL HELBS.

SUBMERGENCE: N/A

CHEMICAL SPRAY:

PARAMETER	ENVIRONMENT		DOCUMENTATION REFERENCE		QUALIFICATION	OUTSTANDING ITEMS	INTERFACES:
	SPECIFICATION	QUALIFICATION	SPECIFICATION	QUALIFICATION	METHOD		
OPERATING TIME	180 DAYS	180 DAYS	550	167	TEST & ANAL.		
TEMPERATURE (F)	120	340	85	167	TEST		MAINTENANCE REQUIREMENTS:
PRESSURE (PSIA)	14.7	89.7	85	167	TEST		
RELATIVE HUMIDITY (%)	90	95	85	167	TEST		
RADIATION	4.19 E6	5.0 E6	85	167	TEST		REMARKS:
AGING	40 YRS.	167	N/A	167	TEST		

DEFICIENCY RESOLUTION:

PREPARED BY: FMV DATE: 03/09/84 REVISION DATE: 03/09/84

FACILITY: LGS UNIT: 1 DOCKET: 50-352 EQRR: 1

REVIEWED BY: WJB DATE: 03/09/84

SYSTEM: PRIMARY CONTAINMENT INSTRUMENT GAS

ACCY: SPEC: +-0.5% CAL. SPAN
DEMON: +-0.23% CAL. SPAN
REF: 151, SEC. III-28

LOCATION: ROOM 304

PLANT ID: PT-59-103A

RACK/PANEL: N/A

COMPONENT: PRESSURE TRANSMITTER
ASSOC COMP: N/A
ASSOC COMP: N/A

MODEL NO.: 1153D
ASSOC M/N: N/A
ASSOC M/N: N/A

ASSOC. DWG: LOC: M-708

MANUFACTU: ROSEMOUNT
ASSOC MANF: N/A
ASSOC MANF: N/A

SERIAL NO: N/A
ASSOC S/N: N/A
ASSOC S/N: N/A

SERVICE:

P.O. NO: 8031-M-206

FUNCTION: REQUIRED FOR LOCA AND HELB.

SUBMERGENCE: N/A

CHEMICAL SPRAY: N/A

PARAMETER	ENVIRONMENT		DOCUMENTATION REFERENCE		QUALIFICATION	OUTSTANDING ITEMS	INTERFACES:
	SPECIFICATION	QUALIFICATION	SPECIFICATION	QUALIFICATION	METHOD		
OPERATING TIME	180 DAYS	365 DAYS	1	151	TEST & ANAL.		
TEMPERATURE (F)	120	350	1	151	TEST		MAINTENANCE REQUIREMENTS: REFERENCE 114
PRESSURE (PSIA)	14.7	99.7	1	151	TEST		
RELATIVE HUMIDITY (%)	100	100	1	151	TEST		
RADIATION	4.15 E6	5.19 E7	1	151	TEST		REMARKS:
AGING	40 YRS.	20 YRS.	N/A	151	TEST		

DEFICIENCY RESOLUTION:

PREPARED BY: FMV DATE: 03/09/84 REVISION DATE: 03/09/84

FACILITY: LGS UNIT: 1 DOCKET: 50-352 EQRR: 1

REVIEWED BY: WJB DATE: 03/09/84

SYSTEM: PRIMARY CONTAINMENT INSTRUMENT GAS

ACCY: SPEC: +-0.5% CAL. SPAN
DEMON: +-0.23% CAL. SPAN
REF: 151, SEC. III-28

LOCATION: ROOM 402

PLANT ID: PT-59-103B

RACK/PANEL: N/A

COMPONENT: PRESSURE TRANSMITTER
ASSOC COMP: N/A
ASSOC COMP: N/A

MODEL NO.: 1153D
ASSOC M/N: N/A
ASSOC M/N: N/A

ASSOC. DWG: LOC: M-708

MANUFACTU: ROSEMOUNT
ASSOC MANF: N/A
ASSOC MANF: N/A

SERIAL NO: N/A
ASSOC S/N: N/A
ASSOC S/N: N/A

SERVICE:

P.O. NO: 8031-M-206

FUNCTION: REQUIRED FOR LOCA AND HELB.

SUBMERGENCE: N/A

CHEMICAL SPRAY: N/A

PARAMETER	ENVIRONMENT		DOCUMENTATION REFERENCE		QUALIFICATION	OUTSTANDING ITEMS	INTERFACES:
	SPECIFICATION	QUALIFICATION	SPECIFICATION	QUALIFICATION	METHOD		
OPERATING TIME	180 DAYS	365 DAYS	1	151	TEST & ANAL.		
TEMPERATURE (F)	120	350	1	151	TEST		MAINTENANCE REQUIREMENTS: REFERENCE 114
PRESSURE (PSIA)	14.7	99.7	1	151	TEST		
RELATIVE HUMIDITY (%)	100	100	1	151	TEST		
RADIATION	4.18 E6	5.19 E7	1	151	TEST		REMARKS:
AGING	40 YRS.	20 YRS.	N/A	151	TEST		

DEFICIENCY RESOLUTION:

PREPARED BY: FMV DATE: 03/09/84 REVISION DATE: 03/09/84

FACILITY: LGS UNIT: 1 DOCKET: 50-352 EQRR: 1

REVIEWED BY: WJB DATE: 03/09/84

SYSTEM: PRIMARY CONTAINMENT INSTRUMENT GAS

ACCY: SPEC: +-0.5% CAL. SPAN
DEMON: +-0.23% CAL. SPAN
REF: 151, SEC. III-28

LOCATION: ROOM 304

PLANT ID: PT-59-152A

PACK/PANEL: N/A

COMPONENT: PRESSURE TRANSMITTER
ASSOC COMP: N/A
ASSOC COMP: N/A

MODEL NO.: 1153D
ASSOC M/N: N/A
ASSOC M/N: N/A

ASSOC. DWG: LOC: M-708

MANUFACTU: ROSEMOUNT
ASSOC MANF: N/A
ASSOC MANF: N/A

SERIAL NO: N/A
ASSOC S/N: N/A
ASSOC S/N: N/A

SERVICE:

P.O. NO: 8031-M-206

FUNCTION: REQUIRED FOR LOCA AND HELB.

SUBMERGENCE: N/A

CHEMICAL SPRAY: N/A

PARAMETER	ENVIRONMENT		DOCUMENTATION REFERENCE		QUALIFICATION	OUTSTANDING ITEMS	INTERFACES:
	SPECIFICATION	QUALIFICATION	SPECIFICATION	QUALIFICATION	METHOD		
OPERATING TIME	180 DAYS	365 DAYS	1	151	TEST & ANAL.		
TEMPERATURE (F)	264	350	1	151	TEST		MAINTENANCE REQUIREMENTS: REFERENCE 114
PRESSURE (PSIA)	14.7	99.7	1	151	TEST		
RELATIVE HUMIDITY (%)	100	100	1	151	TEST		
RADIATION	4.15 E6	5.19 E7	1	151	TEST		REMARKS:
AGING	40 YRS.	20 YRS.	N/A	151	TEST		

DEFICIENCY RESOLUTION:

PREPARED BY: FMV DATE: 03/09/84 REVISION DATE: 03/09/84

FACILITY: LGS UNIT: 1 DOCKET: 50-352 EQRR: 1

REVIEWED BY: WJB DATE: 03/09/84

SYSTEM: PRIMARY CONTAINMENT INSTRUMENT GAS

ACCY: SPEC: +-0.5% CAL. SPAN
DEMON: +-0.23% CAL. SPAN
REF: 151, SEC. III-28

LOCATION: ROOM 307

PLANT ID: PT-59-152B

RACK/PANEL: N/A

COMPONENT: PRESSURE TRANSMITTER
ASSOC COMP: N/A
ASSOC COMP: N/A

MODEL NO.: 1153D
ASSOC M/N: N/A
ASSOC M/N: N/A

ASSOC. DWG: LOC: M-708

MANUFACTU: ROSEMOUNT
ASSOC MANF: N/A
ASSOC MANF: N/A

SERIAL NO: N/A
ASSOC S/N: N/A
ASSOC S/N: N/A

SERVICE:

P.O. NO: 8031-M-206

FUNCTION: REQUIRED FOR LOCA AND HELB.

SUBMERGENCE: N/A

CHEMICAL SPRAY: N/A

PARAMETER	ENVIRONMENT		DOCUMENTATION REFERENCE		QUALIFICATION	OUTSTANDING ITEMS	INTERFACES:
	SPECIFICATION	QUALIFICATION	SPECIFICATION	QUALIFICATION	METHOD		
OPERATING TIME	180 DAYS	365 DAYS	1	151	TEST & ANAL.		
TEMPERATURE (F)	264(C)	350	1	151	TEST		MAINTENANCE REQUIREMENTS: REFERENCE 114
PRESSURE (PSIA)	16.1(C)	99.7	1	151	TEST		
RELATIVE HUMIDITY (%)	100(C)	100	1	151	TEST		
RADIATION	5.40 E6	5.19 E7	1	151	TEST		REMARKS:
AGING	40 YRS.	20 YRS.	N/A	151	TEST		

DEFICIENCY RESOLUTION:

PREPARED BY: FMV DATE: 01/30/84 REVISION DATE: 01/30/84

FACILITY: LGS UNIT: 1 DOCKET: 50-352 EQRR: 212

REVIEWED BY: WJB DATE: 01/30/84

SYSTEM: PRIMARY CONTAINMENT INSTRUMENT GAS

ACCY: SPEC: N/A
DEMON: N/A
REF: N/A

LOCATION: ROOM 304

PLANT ID: SV-59-150A

RACK/PANEL: N/A
N/A

COMPONENT: SOLENOID VALVE

MODEL NO.: V-526-5295-111

ASSOC COMP: N/A

ASSOC M/N: N/A

ASSOC. DWG: S-229

ASSOC COMP: N/A

ASSOC M/N: N/A

MANUFACTU: VALCOR

SERIAL NO: N/A

ASSOC MANF: N/A

ASSOC S/N: N/A

ASSOC MANF: N/A

ASSOC S/N: N/A

SERVICE: NORMALLY OPEN TO PERMIT FLOW OF PRIMARY CONTAINMENT GAS TO THE COMBUSTIBLE GAS ANALYZER FOR H202 CONTENT VERIFICATION.

P.O. NO: M-245C

FUNCTION: CLOSES UPON LOCA SIGNAL TO PROVIDE PRIMARY CONTAINMENT ISOLATION.

SUBMERGENCE: N/A

CHEMICAL SPRAY: N/A

PARAMETER	ENVIRONMENT		DOCUMENTATION REFERENCE		QUALIFICATION	OUTSTANDING ITEMS	INTERFACES: COND. SEAL: EQRR 202 INS. SPLICES: EQRR 169
	SPECIFICATION	QUALIFICATION	SPECIFICATION	QUALIFICATION	METHOD		
OPERATING TIME	180 DAYS	180 DAYS	27	170,171	TEST & ANAL.		
TEMPERATURE (F)	120	414	85	170	TEST		MAINTENANCE REQUIREMENTS:
PRESSURE (PSIA)	14.7	80.7	85	170	TEST		
RELATIVE HUMIDITY (%)	90	100	85	170	TEST		
RADIATION	4.15 E6	5.9 E7	85	170	TEST		REMARKS:
AGING	40 YRS.	40 YRS.	N/A	170,171	TEST & ANAL.		

DEFICIENCY RESOLUTION:

PREPARED BY: FMV DATE: 01/30/84 REVISION DATE: 02/14/84

FACILITY: LGS UNIT: 1 DOCKET: 50-352 EQRR: 212

REVIEWED BY: WJB DATE: 02/14/84

SYSTEM: PRIMARY CONTAINMENT INSTRUMENT GAS

ACCY: SPEC: N/A
DEMON: N/A
REF: N/A

LOCATION: ROOM 304

PLANT ID: SV-59-150B

RACK/PANEL: N/A
N/A

COMPONENT: SOLENOID VALVE
ASSOC COMP: N/A
ASSOC COMP: N/A

MODEL NO.: V-526-5295-111
ASSOC M/N: N/A
ASSOC M/N: N/A

ASSOC. DWG: S-229

MANUFACTU: VALCOR
ASSOC MANF: N/A
ASSOC MANF: N/A

SERIAL NO: N/A
ASSOC S/N: N/A
ASSOC S/N: N/A

SERVICE: NORMALLY OPEN TO PERMIT FLOW OF PRIMARY CONTAINMENT GAS TO THE COMBUSTIBLE GAS ANALYZER FOR H2O2 CONTENT VERIFICATION.

P.O. NO: M-245C

FUNCTION: CLOSES UPON LOCA SIGNAL TO PROVIDE PRIMARY CONTAINMENT ISOLATION.

SUBMERGENCE: N/A

CHEMICAL SPRAY: N/A

PARAMETER	ENVIRONMENT		DOCUMENTATION REFERENCE		QUALIFICATION	OUTSTANDING ITEMS	INTERFACES: COND. SEAL: EQRR 202 INS. SPLICES: EQRR 169
	SPECIFICATION	QUALIFICATION	SPECIFICATION	QUALIFICATION	METHOD		
OPERATING TIME	180 DAYS	180 DAYS	27	170,171	TEST & ANAL.		
TEMPERATURE (F)	120	414	85	170	TEST		MAINTENANCE REQUIREMENTS:
PRESSURE (PSIA)	14.7	80.7	85	170	TEST		
RELATIVE HUMIDITY (%)	90	100	85	170	TEST		
RADIATION	4.15 E6	5.9 E7	85	170	TEST		REMARKS:
AGING	40 YRS.	40 YRS.	N/A	170,171	TEST & ANAL.		

DEFICIENCY RESOLUTION:

PREPARED BY: FMV DATE: 01/30/84 REVISION DATE: 01/30/84

FACILITY: LGS UNIT: 1 DOCKET: 50-352 EQRR: 212

REVIEWED BY: WJB DATE: 01/30/84

SYSTEM: PRIMARY CONTAINMENT INSTRUMENT GAS

ACCY: SPEC: N/A
DEMON: N/A
REF: N/A

LOCATION: ROOM 304

PLANT ID: SV-59-152A

RACK/PANEL: N/A
N/A

COMPONENT: SOLENOID VALVE

MODEL NO.: V-526-5295-111

ASSOC COMP: N/A

ASSOC M/N: N/A

ASSOC. DWG: S-229

ASSOC COMP: N/A

ASSOC M/N: N/A

MANUFACTU: VALCOR

SERIAL NO: N/A

ASSOC MANF: N/A

ASSOC S/N: N/A

ASSOC MANF: N/A

ASSOC S/N: N/A

SERVICE: NORMALLY OPEN TO PERMIT FLOW OF PRIMARY CONTAINMENT GAS TO THE COMBUSTIBLE GAS ANALYZER FOR H2O2 CONTENT VERIFICATION.

P.O. NO: M-245C

FUNCTION: CLOSES UPON LOCA SIGNAL TO PROVIDE PRIMARY CONTAINMENT ISOLATION.

SUBMERGENCE: N/A

CHEMICAL SPRAY: N/A

PARAMETER	ENVIRONMENT		DOCUMENTATION REFERENCE		QUALIFICATION	OUTSTANDING ITEMS	INTERFACES:
	SPECIFICATION	QUALIFICATION	SPECIFICATION	QUALIFICATION	METHOD		COND. SEAL: EQRR 202 INS. SPLICES: EQRR 169
OPERATING TIME	180 DAYS	180 DAYS	27	170,171	TEST & ANAL.		
TEMPERATURE (F)	120	414	85	170	TEST		MAINTENANCE REQUIREMENTS:
PRESSURE (PSIA)	14.7	80.7	85	170	TEST		
RELATIVE HUMIDITY (%)	90	100	85	170	TEST		
RADIATION	4.15 E6	5.9 E7	85	170	TEST		REMARKS:
AGING	40 YRS.	40 YRS.	N/A	170,171	TEST & ANAL.		

DEFICIENCY RESOLUTION:

PREPARED BY: FMV DATE: 01/30/84 REVISION DATE: 01/30/84

FACILITY: LGS UNIT: 1 DOCKET: 50-352 EQRR: 212

REVIEWED BY: WJB DATE: 01/30/84

SYSTEM: PRIMARY CONTAINMENT INSTRUMENT GAS

ACCY: SPEC: N/A
DEMON: N/A
REF: N/A

LOCATION: ROOM 304

PLANT ID: SV-59-152B

RACK/PANEL: N/A
N/A

COMPONENT: SOLENOID VALVE

MODEL NO.: V-526-5295-111

ASSOC COMP: N/A

ASSOC M/N: N/A

ASSOC. DWG: S-229

ASSOC COMP: N/A

ASSOC M/N: N/A

MANUFACTU: VALCOR

SERIAL NO: N/A

ASSOC MANF: N/A

ASSOC S/N: N/A

ASSOC MANF: N/A

ASSOC S/N: N/A

SERVICE: NORMALLY OPEN TO PERMIT FLOW OF PRIMARY CONTAINMENT GAS TO THE COMBUSTIBLE GAS ANALYZER FOR H2O2 CONTENT VERIFICATION.

P.O. NO: M-245C

FUNCTION: CLOSES UPON LOCA SIGNAL TO PROVIDE PRIMARY CONTAINMENT ISOLATION.

SUBMERGENCE: N/A

CHEMICAL SPRAY: N/A

PARAMETER	ENVIRONMENT		DOCUMENTATION REFERENCE		QUALIFICATION	OUTSTANDING ITEMS	INTERFACES:
	SPECIFICATION	QUALIFICATION	SPECIFICATION	QUALIFICATION	METHOD		COND. SEAL: EQRR 202 INS. SPLICES: EQRR 169
OPERATING TIME	180 DAYS	180 DAYS	27	170,171	TEST & ANAL.		
TEMPERATURE (F)	120	414	85	170	TEST		MAINTENANCE REQUIREMENTS:
PRESSURE (PSIA)	14.7	80.7	85	170	TEST		
RELATIVE HUMIDITY (%)	90	100	85	170	TEST		
RADIATION	4.15 E6	5.9 E7	85	170	TEST		REMARKS:
AGING	40 YRS.	40 YRS.	N/A	170,171	TEST & ANAL.		

DEFICIENCY RESOLUTION:

PREPARED BY: FMV DATE: 03/08/84 REVISION DATE: 03/08/84

FACILITY: LGS UNIT: 1 DOCKET: 50-352 EQRR: 1

REVIEWED BY: WJB DATE: 03/08/84

SYSTEM: REACTOR CORE ISOLATION COOLING

ACCY: SPEC: +-0.5% OF SPAN
DEMON: +-0.11% OF SPAN
REF: 114;REP10826,SEC8.1,TBL3

LOCATION: ROOM 200

PLANT ID: FT-49-1N003

RACK/PANEL: 10-C017

COMPONENT: FLOW TRANSMITTER
ASSOC COMP: N/A
ASSOC COMP: N/A

MODEL NO.: 1153 SERIES B
ASSOC M/N: N/A
ASSOC M/N: N/A

ASSOC. DWG: LOC: M-0718
P&ID: M-49

MANUFACTU: ROSEMOUNT
ASSOC MANF: N/A
ASSOC MANF: N/A

SERIAL NO:
ASSOC S/N: N/A
ASSOC S/N: N/A

SERVICE: RCIC PUMP DISCHARGE.

P.O. NO: M-206

FUNCTION: TRANSMITS SIGNAL TO FY-49-1K601 FOR CONTROL ROOM INDICATION.
REQUIRED ALL HELBS FOR OPERATOR INFORMATION.

SUBMERGENCE: N/A

CHEMICAL SPRAY: N/A

PARAMETER	ENVIRONMENT		DOCUMENTATION REFERENCE		QUALIFICATION	OUTSTANDING ITEMS	INTERFACES: CABLE: EQRR 22
	SPECIFICATION	QUALIFICATION	SPECIFICATION	QUALIFICATION	METHOD		
OPERATING TIME	6 HRS.	56 HRS.	78	114	TEST		
TEMPERATURE (F)	120	318	79	114	TEST		MAINTENANCE REQUIREMENTS: REFERENCE 540,114
PRESSURE (PSIA)	14.7	87.7	79	114	TEST		
RELATIVE HUMIDITY (%)	90	100	79	114	TEST		
RADIATION	8.38 E4	2.44 E7	79	114	TEST		REMARKS: SPECIFIED RADIATION IS FOR HELB ONLY.
AGING	40 YRS.	20 YRS.	N/A	114,604	TEST & ANAL.		

DEFICIENCY RESOLUTION:

PREPARED BY: RDC DATE: 05/05/83 REVISION DATE: 09/26/83

FACILITY: LGS UNIT: 1 DOCKET: 50-352 EQRR: 123

REVIEWED BY: FMV DATE: 09/26/83

SYSTEM: REACTOR CORE ISOLATION COOLING

ACCY: SPEC: N/A
DEMON: N/A
REF: N/A

LOCATION: ROOM 203

PLANT ID: HV-49-1F002

RACK/PANEL: N/A

COMPONENT: MOTOR OPERATOR
ASSOC COMP: VALVE (X-217)
ASSOC COMP: N/A

MODEL NO.: SMB-000-2
ASSOC M/N: N/A
ASSOC M/N: N/A

ASSOC. DWG: LOC: M-228
P&ID: M-49

MANUFACTU: LIMITORQUE
ASSOC MANF: ROCKWELL
ASSOC MANF: N/A

SERIAL NO: N/A
ASSOC S/N: N/A
ASSOC S/N: N/A

SERVICE: RCIC GLAND SEAL VAC. PUMP DISCHARGE LINE TO SUPP. POOL (OUTBOARD ISOL. VALVE). PREVENTS REVERSE FLOW TO BAROM. CONDENSER VAC. TANK. FORWARD FLOW NOT REQ FOR RCIC SYS. OPERATION. NORMALLY OPEN.

P.O. NO: P-114A

FUNCTION: MANUALLY CLOSED TO ENSURE LONG TERM POSITIVE CLOSURE OF THE STOP CHECK. REQUIRED FOR LOCA.

SUBMERGENCE: N/A

CHEMICAL SPRAY: N/A

PARAMETER	ENVIRONMENT		DOCUMENTATION REFERENCE		QUALIFICATION	OUTSTANDING ITEMS	INTERFACES: LUGS: EQRR 171 CABLE: EQRR 21 & 22
	SPECIFICATION	QUALIFICATION	SPECIFICATION	QUALIFICATION	METHOD		
OPERATING TIME	6 HRS.	12 HRS.	52,526	57	TEST		
TEMPERATURE (F)	115	341	85	57	TEST		MAINTENANCE REQUIREMENTS:
PRESSURE (PSIA)	14.7	119.7	85	57	TEST		REFERENCE 129, PARA. 6.0, AND APPENDIX A.
RELATIVE HUMIDITY (%)	90	90	85	57	TEST		
RADIATION	1.01 E6	1.00 E7	85	57	TEST		REMARKS: SPECIFIED ENVIRONMENTAL PARAMETERS ARE FOR LOCA.
AGING	40 YRS.	40 YRS.	N/A	57	TEST & ANAL		

DEFICIENCY RESOLUTION:

PREPARED BY: RDC DATE: 05/05/83 REVISION DATE: 05/20/83

FACILITY: LGS UNIT: 1 DOCKET: 50-352 EQRR: 115

REVIEWED BY: FMV DATE: 05/20/83

SYSTEM: REACTOR CORE ISOLATION COOLING

ACCY: SPEC: N/A
DEMON: N/A
REF: N/A

LOCATION: PRI CONT/ZONE 4

PLANT ID: HV-49-1F007

RACK/PANEL: N/A

COMPONENT: MOTOR OPERATOR
ASSOC COMP: VALVE (X-10)
ASSOC COMP: N/A

MODEL NO.: SMB-0-10
ASSOC M/N: N/A
ASSOC M/N: N/A

ASSOC. DWG: LOC: M-0213
P&ID: M-49

MANUFACTU: LIMITORQUE
ASSOC MANF: ANCHOR - DARLING
ASSOC MANF: N/A

SERIAL NO: N/A
ASSOC S/N: N/A
ASSOC S/N: N/A

SERVICE: RCIC STEAM SUPPLY LINE (INBOARD ISOLATION VALVE). NORMALLY OPEN.

P.O. NO: P-104C

FUNCTION: ISOLATES ON RCIC STEAM LINE BREAK SIGNAL. CLOSED MANUALLY ON POST RCIC OPERATION TO PROVIDE RV ISOLATION. CAN BE OPENED MANUALLY FROM CONTROL ROOM IF NO ISOLATION SIGNAL IS PRESENT. REQUIRED FOR RCICLB.

SUBMERGENCE: N/A

CHEMICAL SPRAY: YES

PARAMETER	ENVIRONMENT		DOCUMENTATION REFERENCE		QUALIFICATION	OUTSTANDING ITEMS	INTERFACES:
	SPECIFICATION	QUALIFICATION	SPECIFICATION	QUALIFICATION	METHOD		LUGS: EQRR 171 CABLE: EQRR 21 & 22 PLUG CONNECTORS: EQRR 44
OPERATING TIME	6 HRS.	30 DAYS	52	55,58	TEST		
TEMPERATURE (F)	330	340	85	55,58	TEST		MAINTENANCE REQUIREMENTS:
PRESSURE (PSIA)	58.7	119.7	85	55,58	TEST		REFERENCE 130, PARA 5.0 AND APPENDIX B
RELATIVE HUMIDITY (%)	100	100	85	55,58	TEST		
RADIATION	6.40 E7	2.04 E8	85	55,58	TEST		REMARKS:
AGING	40 YRS.	40 YRS.	N/A	55,58,614	TEST & ANAL.		

DEFICIENCY RESOLUTION:

PREPARED BY: RDC DATE: 05/05/83 REVISION DATE: 05/20/83

FACILITY: LGS UNIT: 1 DOCKET: 50-352 EQRR: 115

REVIEWED BY: FMV DATE: 05/20/83

SYSTEM: REACTOR CORE ISOLATION COOLING

ACCY: SPEC: N/A
DEMON: N/A
REF: N/A

LOCATION: ROOM 309

PLANT ID: HV-49-1F008

RACK/PANEL: N/A

COMPONENT: MOTOR OPERATOR
ASSOC COMP: VALVE (X-10)
ASSOC COMP: N/A

MODEL NO.: SMB-0-10
ASSOC M/N: N/A
ASSOC M/N: N/A

ASSOC. DWG: LOC: M-0239
P&ID: M-49

MANUFACTU: LIMITORQUE
ASSOC MANF: ANCHOR - DARLING
ASSOC MANF: N/A

SERIAL NO: N/A
ASSOC S/N: N/A
ASSOC S/N: N/A

SERVICE: RCIC TURBINE STEAM SUPPLY LINE (OUTBOARD ISOLATION VALVE). NORMALLY OPEN.

P.O. NO: P-104C

FUNCTION: ISOLATES ON RCIC STEAM LINE BREAK SIGNAL. CLOSED MANUALLY ON POST RCIC OPERATION TO PROVIDE RV ISOLATION. CAN BE OPENED MANUALLY FROM CONTROL ROOM IF NO ISOLATION SIGNAL IS PRESENT. REQUIRED FOR RCICLB.

SUBMERGENCE: N/A

CHEMICAL SPRAY: N/A

PARAMETER	ENVIRONMENT		DOCUMENTATION REFERENCE		QUALIFICATION	OUTSTANDING ITEMS	INTERFACES:
	SPECIFICATION	QUALIFICATION	SPECIFICATION	QUALIFICATION	METHOD		LUGS: EQRR 171 CABLE: EQRR 21 & 22 PLUG CONNECTORS: EQRR 44
OPERATING TIME	6 HRS.	30 DAYS	52	55,58	TEST		
TEMPERATURE (F)	264 (C)	340	85	55,58	TEST		MAINTENANCE REQUIREMENTS:
PRESSURE (PSIA)	16.1 (C)	119.7	85	55,58	TEST		REFERENCE 130, PARA 5.0 AND APPENDIX B
RELATIVE HUMIDITY (%)	100 (C)	100	85	55,58	TEST		
RADIATION	1.32 E6	2.04 E8	85	55,58	TEST		REMARKS:
AGING	40 YRS.	40 YRS.	N/A	55,58,614	TEST & ANAL		

DEFICIENCY RESOLUTION:

PREPARED BY: RDC DATE: 05/05/83 REVISION DATE: 09/26/83

FACILITY: LGS UNIT: 1 DOCKET: 50-352 EQRR: 95

REVIEWED BY: FMV DATE: 09/26/83

SYSTEM: REACTOR CORE ISOLATION COOLING

ACCY: SPEC: N/A
DEMON: N/A
REF: N/A

LOCATION: ROOM 108

PLANT ID: HV-49-1F010

RACK/PANEL: N/A

COMPONENT: MOTOR OPERATOR
ASSOC COMP: VALVE
ASSOC COMP: N/A

MODEL NO.: SMB-0-7.5
ASSOC M/N: N/A
ASSOC M/N: N/A

ASSOC. DWG: LOC: M-227
P&ID: M-49

MANUFACTU: LIMITORQUE
ASSOC MANF: VELAN
ASSOC MANF: N/A

SERIAL NO: N/A
ASSOC S/N: N/A
ASSOC S/N: N/A

SERVICE: RCIC PUMP SUCTION FROM CONDENSATE STORAGE TANK. IF CLOSED, OPENS ON RCIC INITIATION SIGNAL. CLOSES IF VALVE HV-49-1F031 IS FULLY OPEN. NORMALLY OPEN.

P.O. NO: P-102C

FUNCTION: NOT REQUIRED FOR LOCA OR HELB. FED FROM CLASS 1E POWER.

SUBMERGENCE: N/A

CHEMICAL SPRAY: N/A

PARAMETER	ENVIRONMENT		DOCUMENTATION REFERENCE		QUALIFICATION	OUTSTANDING ITEMS	INTERFACES:
	SPECIFICATION	QUALIFICATION	SPECIFICATION	QUALIFICATION	METHOD		LUGS: EQRR 171 CABLE: EQRR 21 & 22
OPERATING TIME	6 HRS.	12 HRS.	527	57	TEST		
TEMPERATURE (F)	115	341	85	57	TEST		MAINTENANCE REQUIREMENTS:
PRESSURE (PSIA)	14.7	119.7	85	57	TEST		REFERENCE 129, PARA. 6.0 AND APPENDIX A.
RELATIVE HUMIDITY (%)	90	100	85	57	TEST		
RADIATION	6.74 E5	1.00 E7	85	57	TEST		REMARKS: SPECIFIED ENVIRONMENTAL PARAMETERS ARE FOR LOCA.
AGING	40 YRS.	40 YRS.	N/A	57	TEST & ANAL		

DEFICIENCY RESOLUTION:

PREPARED BY: RDC DATE: 05/05/83 REVISION DATE: 09/26/83

FACILITY: LGS UNIT: 1 DOCKET: 50-352 EQRR: 107

REVIEWED BY: FMV DATE: 09/26/83

SYSTEM: REACTOR CORE ISOLATION COOLING

ACCY: SPEC: N/A
DEMON: N/A
REF: N/A

LOCATION: ROOM 200

PLANT ID: HV-49-1F012

RACK/PANEL: N/A

COMPONENT: MOTOR OPERATOR
ASSOC COMP: VALVE
ASSOC COMP: N/A

MODEL NO.: SMB-0-40
ASSOC M/N: N/A
ASSOC M/N: N/A

ASSOC. DWG: LOC: M-228
P&ID: M-49

MANUFACTU: LIMITORQUE
ASSOC MANF: VELAN
ASSOC MANF: N/A

SERIAL NO: N/A
ASSOC S/N: N/A
ASSOC S/N: N/A

SERVICE: RCIC PUMP DISCHARGE LINE. IF CLOSED, OPENS ON RCIC INITIATION. NORMALLY OPEN.

P.O. NO: P-104B

FUNCTION: NOT REQUIRED FOR LOCA OR HELB. FED FROM CLASS 1E POWER.

SUBMERGENCE: N/A

CHEMICAL SPRAY: N/A

PARAMETER	ENVIRONMENT		DOCUMENTATION REFERENCE		QUALIFICATION	OUTSTANDING ITEMS	INTERFACES:
	SPECIFICATION	QUALIFICATION	SPECIFICATION	QUALIFICATION	METHOD		LUGS: EQRR 171 CABLE: EQRR 21 & 22
OPERATING TIME	1 HR.	12 HRS.	529	57	TEST		
TEMPERATURE (F)	115	341	85	57	TEST		MAINTENANCE REQUIREMENTS:
PRESSURE (PSIA)	14.7	119.7	85	57	TEST		REFERENCE 129, PARA 6.0 AND APPENDIX A.
RELATIVE HUMIDITY (%)	90	100	85	57	TEST		
RADIATION	8.85 E4	1.00 E7	85	57	TEST		REMARKS:
AGING	40 YRS.	40 YRS.	N/A	57	TEST & ANAL		

DEFICIENCY RESOLUTION:

PREPARED BY: WJB DATE: 05/05/83 REVISION DATE: 04/13/84

FACILITY: LGS UNIT: 1 DOCKET: 50-352 EQRR: 107

REVIEWED BY: FMV DATE: 02/27/84

SYSTEM: REACTOR CORE ISOLATION COOLING

ACCY: SPEC: N/A
DEMON: N/A
REF: N/A

LOCATION: ROOM 407

PLANT ID: HV-49-1F013

RACK/PANEL: N/A

COMPONENT: MOTOR OPERATOR
ASSOC COMP: VALVE
ASSOC COMP: N/A

MODEL NO.: SMB-0-40
ASSOC M/N: N/A
ASSOC M/N: N/A

ASSOC. DWG: LOC: M-210
P&ID: M-49

MANUFACTU: LIMITORQUE
ASSOC MANF: VELAN
ASSOC MANF: N/A

SERIAL NO: N/A
ASSOC S/N: N/A
ASSOC S/N: N/A

SERVICE: RCIC PUMP DISCHARGE LINE. NORMALLY CLOSED.

P.O. NO: P-104B

FUNCTION: OPENS IN RESPONSE TO RCIC INITIATION SIGNAL. NOT REQUIRED TO OPERATE DURING LOCA OR HELB (MSL BREAK IN MAIN STEAM TUNNEL). FED FROM CLASS 1E POWER.

SUBMERGENCE: N/A

CHEMICAL SPRAY: N/A

PARAMETER	ENVIRONMENT		DOCUMENTATION REFERENCE		QUALIFICATION	OUTSTANDING ITEMS	INTERFACES:
	SPECIFICATION	QUALIFICATION	SPECIFICATION	QUALIFICATION	METHOD		LUGS: EQRR 171 CABLE: EQRR 21 & 22
OPERATING TIME	1 HR.	12 HRS.	529	57	TEST		
TEMPERATURE (F)	115	341	85	57	TEST		MAINTENANCE REQUIREMENTS:
PRESSURE (PSIA)	14.7	119.7	85	57	TEST		REFERENCE 129, PARA 6.0 AND APPENDIX A.
RELATIVE HUMIDITY (%)	90	90	85	57	TEST		
RADIATION	1.47 E6	1.00 E7	85	57	TEST		REMARKS: SPECIFIED ENVIRONMENTAL PARAMETERS ARE FOR LOCA.
AGING	40 YRS.	40 YRS.	N/A	57	TEST & ANAL		

DEFICIENCY RESOLUTION:

PREPARED BY: WJB DATE: 09/09/83 REVISION DATE: 04/13/84

FACILITY: LGS UNIT: 1 DOCKET: 50-352 EQRR: 207

REVIEWED BY: FMV DATE: 02/27/84

SYSTEM: REACTOR CORE ISOLATION COOLING

ACCY: SPEC: N/A
DEMON: N/A
REF: N/A

LOCATION: ROOM 108

PLANT ID: HV-49-1F019

RACK/PANEL: N/A

COMPONENT: MOTOR OPERATOR
ASSOC COMP: VALVE (X-216)
ASSOC COMP: N/A

MODEL NO.: SMB-000-5
ASSOC M/N: N/A
ASSOC M/N: N/A

ASSOC. DWG: LOC: M-0227
P&ID: M-49

MANUFACTU: LIMITORQUE
ASSOC MANF: N/A
ASSOC MANF: N/A

SERIAL NO:
ASSOC S/N: N/A
ASSOC S/N: N/A

SERVICE: RCIC PUMP DISCHARGE MINIMUM FLOW BYPASS VALVE. NORMALLY CLOSED.

P.O. NO: M-001

FUNCTION: OPENS AUTOMATICALLY ON LOW FLOW, CLOSES ON HIGH FLOW.

SUBMERGENCE: N/A

CHEMICAL SPRAY: N/A

PARAMETER	ENVIRONMENT		DOCUMENTATION REFERENCE		QUALIFICATION	OUTSTANDING ITEMS	INTERFACES:
	SPECIFICATION	QUALIFICATION	SPECIFICATION	QUALIFICATION	METHOD		LUGS: EQRR 171 CABLE: EQRR 22
OPERATING TIME	6 HRS.	16 DAYS	52	56,104	TEST		
TEMPERATURE (F)	115	250	85	56,104	TEST		MAINTENANCE REQUIREMENTS: REFERENCE 128, PARA. 4.1, 7.0, AND APPENDIX A
PRESSURE (PSIA)	14.7	39.7	85	56,104	TEST		
RELATIVE HUMIDITY (%)	90	100	85	56,104	TEST		
RADIATION	6.74 E5	2.00 E7	85	56,104	TEST		REMARKS: SPECIFIED ENVIRONMENTAL PARAMETERS ARE FOR FOR LOCA.
AGING	40 YRS.	40 YRS.	N/A	56,104,616	TEST & ANAL		

DEFICIENCY RESOLUTION:

PREPARED BY: RDC DATE: 05/05/83 REVISION DATE: 09/26/83

FACILITY: LGS UNIT: 1 DOCKET: 50-352 EQRR: 113

REVIEWED BY: FMV DATE: 09/26/83

SYSTEM: REACTOR CORE ISOLATION COOLING

ACCY: SPEC: N/A
DEMON: N/A
REF: N/A

LOCATION: ROOM 200

PLANT ID: HV-49-1F022

RACK/PANEL: N/A

COMPONENT: MOTOR OPERATOR
ASSOC COMP: VALVE
ASSOC COMP: N/A

MODEL NO.: SMB-0-10
ASSOC M/N: N/A
ASSOC M/N: N/A

ASSOC. DWG: LOC: M-207
P&ID: M-49

MANUFACTU: LIMITORQUE
ASSOC MANF: ANCHOR - DARLING
ASSOC MANF: N/A

SERIAL NO: N/A
ASSOC S/N: N/A
ASSOC S/N: N/A

SERVICE: RCIC PUMP TURBINE DISCHARGE TEST BYPASS LINE. IF OPEN, CLOSED ON RCIC INITIATION SIGNAL. NORMALLY CLOSED.

P.O. NO: P-104C

FUNCTION: NOT REQUIRED FOR LOCA OR HELB. FED FROM CLASS 1E POWER.

SUBMERGENCE: N/A

CHEMICAL SPRAY: N/A

PARAMETER	ENVIRONMENT		DOCUMENTATION REFERENCE		QUALIFICATION	OUTSTANDING ITEMS	INTERFACES: LUGS: EQRR 171 CABLE: EQRR 21 & 22
	SPECIFICATION	QUALIFICATION	SPECIFICATION	QUALIFICATION	METHOD		
OPERATING TIME	1 HR.	12 HRS.	529	57	TEST		
TEMPERATURE (F)	115	341	85	57	TEST		MAINTENANCE REQUIREMENTS:
PRESSURE (PSIA)	14.7	119.7	85	57	TEST		REFERENCE 129, PARA 6.0 AND APPENDIX A.
RELATIVE HUMIDITY (%)	90	100	85	57	TEST		
RADIATION	8.85 E4	1.00 E7	85	57	TEST		REMARKS:
AGING	40 YRS.	40 YRS.	N/A	57	TEST & ANAL		

DEFICIENCY RESOLUTION:

PREPARED BY: RDC DATE: 06/27/83 REVISION DATE: 09/12/83

FACILITY: LGS UNIT: 1 DOCKET: 50-352 EQRR: 124

REVIEWED BY: FMV DATE: 09/12/83

SYSTEM: REACTOR CORE ISOLATION COOLING

ACCY: SPEC: N/A
DEMON: N/A
REF: N/A

LOCATION: ROOM 108

PLANT ID: HV-49-1F025

RACK/PANEL: N/A

COMPONENT: PILOT SOLENOID VALVE
ASSOC COMP: AIR OPERATOR
ASSOC COMP: N/A

MODEL NO.: NP8320A185E
ASSOC M/N: N/A
ASSOC M/N: N/A

ASSOC. DWG: LOC: M-0227
P&ID: M-49

MANUFACTU: AUTOMATIC SWITCH COMPANY
ASSOC MANF: FISHER VALVES
ASSOC MANF: N/A

SERIAL NO:
ASSOC S/N: N/A
ASSOC S/N: N/A

SERVICE: RCIC STEAM LINE DRAIN TO MAIN CONDENSER.
NORMALLY ENERGIZED OPEN, FAILS CLOSED.

P.O. NO: F-59145

FUNCTION: ISOLATES UPON RECEIPT OF SYSTEM INITIATION SIGNAL.

SUBMERGENCE: N/A

CHEMICAL SPRAY: N/A

PARAMETER	ENVIRONMENT		DOCUMENTATION REFERENCE		QUALIFICATION	OUTSTANDING ITEMS	INTERFACES:
	SPECIFICATION	QUALIFICATION	SPECIFICATION	QUALIFICATION	METHOD		CABLE: EQRR 22
OPERATING TIME	1 HR.	30 DAYS	78	119	TEST		
TEMPERATURE (F)	222 (A)	450	85	119	TEST		MAINTENANCE REQUIREMENTS: REFERENCE 119, APPENDIX C.
PRESSURE (PSIA)	17.4 (A)	60.7	85	119	TEST		
RELATIVE HUMIDITY (%)	100 (A)	100	85	119	TEST		
RADIATION	5.28 E5	2.05 E8	85	119	TEST		REMARKS:
AGING	40 YRS.	40 YRS.	N/A	119	TEST & ANAL.		

DEFICIENCY RESOLUTION:

PREPARED BY: RDC DATE: 06/27/83 REVISION DATE: 09/12/83

FACILITY: LGS UNIT: 1 DOCKET: 50-352 EQRR: 124

REVIEWED BY: FMV DATE: 09/12/83

SYSTEM: REACTOR CORE ISOLATION COOLING

ACCY: SPEC: N/A
DEMON: N/A
REF: N/A

LOCATION: ROOM 108

PLANT ID: HV-49-1F026

RACK/PANEL: N/A

COMPONENT: PILOT SOLENOID VALVE
ASSOC COMP: AIR OPERATOR
ASSOC COMP: N/A

MODEL NO.: NP8320A185E
ASSOC M/N: N/A
ASSOC M/N: N/A

ASSOC. DWG: LOC: M-0227
P&ID: M-49

MANUFACTU: AUTOMATIC SWITCH COMPANY
ASSOC MANF: FISHER VALVES
ASSOC MANF: N/A

SERIAL NO:
ASSOC S/N: N/A
ASSOC S/N: N/A

SERVICE: RCIC STEAM LINE DRAIN TO MAIN CONDENSER.
NORMALLY ENERGIZED OPEN, FAILS CLOSED.

P.O. NO: F-59145

FUNCTION: ISOLATES UPON RECEIPT OF SYSTEM INITIATION SIGNAL

SUBMERGENCE: N/A

CHEMICAL SPRAY: N/A

PARAMETER	ENVIRONMENT		DOCUMENTATION REFERENCE		QUALIFICATION	OUTSTANDING ITEMS	INTERFACES:
	SPECIFICATION	QUALIFICATION	SPECIFICATION	QUALIFICATION	METHOD		CABLE: EQRR 22
OPERATING TIME	1 HR.	30 DAYS	78	119	TEST		
TEMPERATURE (F)	222 (A)	450	85	119	TEST		MAINTENANCE REQUIREMENTS: REFERENCE 119, APPENDIX C.
PRESSURE (PSIA)	17.4 (A)	60.7	85	119	TEST		
RELATIVE HUMIDITY (%)	100 (A)	100	85	119	TEST		
RADIATION	5.28 E5	2.05 E8	85	119	TEST		REMARKS:
AGING	40 YRS.	40 YRS.	N/A	119	TEST & ANAL.		

DEFICIENCY RESOLUTION:

PREPARED BY: RDC DATE: 05/05/83 REVISION DATE: 09/26/83

FACILITY: LGS UNIT: 1 DOCKET: 50-352 EQRR: 95

REVIEWED BY: FMV DATE: 09/26/83

SYSTEM: REACTOR CORE ISOLATION COOLING

PLANT ID: HV-49-1F029

COMPONENT: MOTOR OPERATOR
ASSOC COMP: VALVE
ASSOC COMP: N/A

MANUFACTU: LIMITORQUE
ASSOC MANF: VELAN
ASSOC MANF: N/A

ACCY: SPEC: N/A
DEMON: N/A
REF: N/A

MODEL NO.: SMB-0-7.5
ASSOC M/N: N/A
ASSOC M/N: N/A

SERIAL NO: N/A
ASSOC S/N: N/A
ASSOC S/N: N/A

LOCATION: ROOM 108

RACK/PANEL: N/A

ASSOC. DWG: LOC: M-227
P&ID: M-49

SERVICE: RCIC PUMP SUCTION LINE FROM SUPPRESSION POOL. MANUALLY OPENED WHEN SUPPRESSION POOL SELECTED AS SOURCE FOR RCIC. NORMALLY CLOSED.

P.O. NO: P-102C

FUNCTION: NOT REQUIRED FOR LOCA OR HELB. FED FROM CLASS 1E POWER.

SUBMERGENCE: N/A

CHEMICAL SPRAY: N/A

PARAMETER	ENVIRONMENT		DOCUMENTATION REFERENCE		QUALIFICATION	OUTSTANDING ITEMS
	SPECIFICATION	QUALIFICATION	SPECIFICATION	QUALIFICATION	METHOD	
OPERATING TIME	6 HRS.	12 HRS.	527	57	TEST	
TEMPERATURE (F)	115	341	85	57	TEST	
PRESSURE (PSIA)	14.7	119.7	85	57	TEST	
RELATIVE HUMIDITY (%)	90	100	85	57	TEST	
RADIATION	6.74 E5	1.00 E7	85	57	TEST	
AGING	40 YRS.	40 YRS.	N/A	57	TEST & ANAL	

INTERFACES:
LUGS: EQRR 171
CABLE: EQRR 21 & 22

MAINTENANCE REQUIREMENTS:

REFERENCE 129, PARA 6.0 AND APPENDIX A.

REMARKS:
SPECIFIED ENVIRONMENTAL PARAMETERS ARE FOR LOCA.

DEFICIENCY RESOLUTION:

PREPARED BY: RDC DATE: 05/05/83 REVISION DATE: 09/26/83

FACILITY: LGS UNIT: 1 DOCKET: 50-352 EQRR: 95

REVIEWED BY: FMV DATE: 09/26/83

SYSTEM: REACTOR CORE ISOLATION COOLING

ACCY: SPEC: N/A
DEMON: N/A
REF: N/A

LOCATION: ROOM 108

PLANT ID: HV-49-1F031

RACK/PANEL: N/A

COMPONENT: MOTOR OPERATOR
ASSOC COMP: VALVE (X-214)
ASSOC COMP: N/A

MODEL NO.: SMB-0-7.5
ASSOC M/N: N/A
ASSOC M/N: N/A

ASSOC. DWG: LOC: M-227
P&ID: M-49

MANUFACTU: LIMITORQUE
ASSOC MANF: VELAN
ASSOC MANF: N/A

SERIAL NO: N/A
ASSOC S/N: N/A
ASSOC S/N: N/A

SERVICE: RCIC PUMP SUCTION LINE FROM SUPPRESSION POOL (ISOLATION VALVE). MANUALLY OPENED WHEN SUPPRESSION POOL SELECTED AS RCIC SOURCE. NORMALLY CLOSED.

P.O. NO: P-102C

FUNCTION: NOT REQUIRED FOR LOCA OR HELB. FED FROM CLASS 1E POWER.

SUBMERGENCE: N/A

CHEMICAL SPRAY: N/A

PARAMETER	ENVIRONMENT		DOCUMENTATION REFERENCE		QUALIFICATION	OUTSTANDING ITEMS	INTERFACES: LUGS: EQRR 171 CABLE: EQRR 21 & 22
	SPECIFICATION	QUALIFICATION	SPECIFICATION	QUALIFICATION	METHOD		
OPERATING TIME	6 HRS.	12 HRS.	52	57	TEST		
TEMPERATURE (F)	222 (A)	341	85	57	TEST		MAINTENANCE REQUIREMENTS:
PRESSURE (PSIA)	17.4 (A)	119.7	85	57	TEST		REFERENCE 129, PARA 6.0 AND APPENDIX A.
RELATIVE HUMIDITY (%)	100 (A)	100	85	57	TEST		
RADIATION	6.74 E5	1.00 E7	85	57	TEST		REMARKS:
AGING	40 YRS.	40 YRS.	N/A	57	TEST & ANAL		

DEFICIENCY RESOLUTION:

PREPARED BY: RDC DATE: 05/05/83 REVISION DATE: 09/26/83

FACILITY: LGS UNIT: 1 DOCKET: 50-352 EQRR: 94

REVIEWED BY: FMV DATE: 09/26/83

SYSTEM: REACTOR CORE ISOLATION COOLING

ACCY: SPEC: N/A
DEMON: N/A
REF: N/A

LOCATION: ROOM 289

PLANT ID: HV-49-1F060

RACK/PANEL: N/A

COMPONENT: MOTOR OPERATOR

MODEL NO.: SMB-0-5

ASSOC COMP: VALVE (X-215)

ASSOC M/N: N/A

ASSOC. DWG: LOC: M-228

ASSOC COMP: N/A

ASSOC M/N: N/A

P&ID: M-49

MANUFACTU: LIMITORQUE

SERIAL NO: N/A

ASSOC MANF: ANCHOR - DARLING

ASSOC S/N:

ASSOC MANF: N/A

ASSOC S/N:

SERVICE: RCIC TURBINE EXHAUST LINE. NORMALLY OPEN.

P.O. NO: P-103A

FUNCTION: RCIC TURBINE EXHAUST LINE TO SUPPRESSION POOL (ISOLATION VALVE). CAN BE CLOSED MANUALLY FROM THE CONTROL ROOM. REQUIRED FOR LOCA.

SUBMERGENCE: N/A

CHEMICAL SPRAY: N/A

PARAMETER	ENVIRONMENT		DOCUMENTATION REFERENCE		QUALIFICATION	OUTSTANDING ITEMS	INTERFACES: LUGS: EQRR 171 CABLE: EQRR 21 & 22
	SPECIFICATION	QUALIFICATION	SPECIFICATION	QUALIFICATION	METHOD		
OPERATING TIME	6 HRS.	12 HRS.	52	57	TEST		
TEMPERATURE (F)	296 (A)	341	85	57	TEST		MAINTENANCE REQUIREMENTS:
PRESSURE (PSIA)	20.0 (A)	119.7	85	57	TEST		REFERENCE 129, PARA 6.0 AND APPENDIX A.
RELATIVE HUMIDITY (%)	100 (A)	100	85	57	TEST		
RADIATION	6.07 E5	1.00 E7	85	57	TEST		REMARKS:
AGING	40 YRS.	40 YRS.	N/A	57	TEST & ANAL		

DEFICIENCY RESOLUTION:

PREPARED BY: RDC DATE: 05/05/83 REVISION DATE: 05/20/83

FACILITY: LGS UNIT: 1 DOCKET: 50-352 EQRR: 123

REVIEWED BY: FMV DATE: 05/20/83

SYSTEM: REACTOR CORE ISOLATION COOLING

ACCY: SPEC: N/A
DEMON: N/A
REF: N/A

LOCATION: ROOM 309

PLANT ID: HV-49-1F076

RACK/PANEL: N/A

COMPONENT: MOTOR OPERATOR
ASSOC COMP: VALVE (X-10)
ASSOC COMP: N/A

MODEL NO.: SMB-000-5
ASSOC M/N: N/A
ASSOC M/N: N/A

ASSOC DWG: LOC: M-239
P&ID: M-49

MANUFACTU: LIMITORQUE
ASSOC MANF: ROCKWELL
ASSOC MANF: N/A

SERIAL NO: N/A
ASSOC S/N: N/A
ASSOC S/N: N/A

SERVICE: STEAM LINE WARMUP ISOLATION VALVE. NORMALLY CLOSED.

P.O. NO: P-114A

FUNCTION: ISOLATES RCIC PUMP TURBINE STEAM LINE IF A RCIC LINE BREAK OCCURS WHEN VALVES ARE OPEN. DURING LOCA, VALVE WILL BE CLOSED MANUALLY FROM CONTROL ROOM WITHIN 1 HOUR OF ACCIDENT. REQUIRED FOR LOCA AND RCICLB.

SUBMERGENCE: N/A

CHEMICAL SPRAY: N/A

PARAMETER	ENVIRONMENT		DOCUMENTATION REFERENCE		QUALIFICATION	OUTSTANDING ITEMS	INTERFACES:
	SPECIFICATION	QUALIFICATION	SPECIFICATION	QUALIFICATION	METHOD		LUGS: EQRR 171 CABLE: EQRR 21 & 22
OPERATING TIME	6 HRS.	30 DAYS	52,510	55,58	TEST		
TEMPERATURE (F)	264 (C)	340	85	55,58	TEST		MAINTENANCE REQUIREMENTS:
PRESSURE (PSIA)	16.1 (C)	119.7	85	55,58	TEST		REFERENCE 130, PARA 5.0 AND APPENDIX B
RELATIVE HUMIDITY (%)	100 (C)	100	85	55,58	TEST		
RADIATION	1.32 E6	2.04 E8	85	55,58	TEST		REMARKS:
AGING	40 YRS.	40 YRS.	N/A	55,58,614	TEST & ANAL		

DEFICIENCY RESOLUTION:

PREPARED BY: RDC DATE: 05/05/83 REVISION DATE: 09/28/83

FACILITY: LGS UNIT: 1 DOCKET: 50-352 EQRR: 89

REVIEWED BY: FMV DATE: 09/28/83

SYSTEM: REACTOR CORE ISOLATION COOLING

ACCY: SPEC: N/A
DEMON: N/A
REF: N/A

LOCATION: ROOM 203

PLANT ID: HV-49-1F080

RACK/PANEL: N/A

COMPONENT: MOTOR OPERATOR
ASSOC COMP: VALVE (X-241)
ASSOC COMP: N/A

MODEL NO.: SMB-000-2
ASSOC M/N: N/A
ASSOC M/N: N/A

ASSOC. DWG: LOC: M-228
P&ID: M-49

MANUFACTU: LIMITORQUE
ASSOC MANF: ANCHOR - DARLING
ASSOC MANF: N/A

SERIAL NO: N/A
ASSOC S/N: N/A
ASSOC S/N: N/A

SERVICE: VACUUM BREAKER LINE VALVE WHICH PREVENTS BACKFLOW INTO THE RCIC TURBINE-PUMP EXHAUST. NORMALLY OPEN. STAYS OPEN ON UNIT SHUTDOWN.

P.O. NO: P-102A

FUNCTION: ISOLATES UPON LOW RCIC STEAM SUPPLY AND HIGH DRYWELL PRESSURE. REQUIRED FOR LOCA AND RCICLB.

SUBMERGENCE: N/A

CHEMICAL SPRAY: N/A

PARAMETER	ENVIRONMENT		DOCUMENTATION REFERENCE		QUALIFICATION	OUTSTANDING ITEMS	INTERFACES:
	SPECIFICATION	QUALIFICATION	SPECIFICATION	QUALIFICATION	METHOD		LUGS: EQRR 171 CABLE: EQRR 21 & 22
OPERATING TIME	1 HR.	16 DAYS	52	56,104	TEST		
TEMPERATURE (F)	115	250	85	56,104	TEST		MAINTENANCE REQUIREMENTS:
PRESSURE (PSIA)	14.7	39.7	85	56,104	TEST		REFERENCE 128, PARA 4.1 7.0, AND APPENDIX A.
RELATIVE HUMIDITY (%)	90	100	85	56,104	TEST		
RADIATION	6.27 E5	2.00 E7	85	56,104	TEST		REMARKS: SPECIFIED ENVIRONMENTAL PARAMETERS ARE FOR LOCA.
AGING	40 YRS.	40 YRS.	N/A	56,104,616	TEST & ANAL		

DEFICIENCY RESOLUTION:

PREPARED BY: RDC DATE: 05/05/83 REVISION DATE: 09/28/83

FACILITY: LGS UNIT: 1 DOCKET: 50-352 EQRR: 89

REVIEWED BY: FMV DATE: 09/28/83

SYSTEM: REACTOR CORE ISOLATION COOLING

ACCY: SPEC: N/A
DEMON: N/A
REF: N/A

LOCATION: ROOM 203

PLANT ID: HV-49-1F084

RACK/PANEL: N/A

COMPONENT: MOTOR OPERATOR
ASSOC COMP: VALVE (X-241)
ASSOC COMP: N/A

MODEL NO.: SMB-000-2
ASSOC M/N: N/A
ASSOC M/N: N/A

ASSOC. DWG: LOC: M-228
P&ID: M-49

MANUFACTU: LIMITORQUE
ASSOC MANF: ANCHOR - DARLING
ASSOC MANF: N/A

SERIAL NO: N/A
ASSOC S/N: N/A
ASSOC S/N: N/A

SERVICE: VACUUM BREAKER LINE VALVE WHICH PREVENTS BACKFLOW INTO THE RCIC TURBINE-PUMP EXHAUST. NORMALLY OPEN, STAYS OPEN ON UNIT SHUTDOWN.

P.O. NO: P-102A

FUNCTION: ISOLATES UPON LOW RCIC STEAM SUPPLY AND HIGH DRYWELL PRESSURE. REQUIRED FOR LOCA AND RCICLB.

SUBMERGENCE: N/A

CHEMICAL SPRAY: N/A

PARAMETER	ENVIRONMENT		DOCUMENTATION REFERENCE		QUALIFICATION	OUTSTANDING ITEMS	INTERFACES: LUGS: EQRR 171 CABLE: EQRR 21 & 22
	SPECIFICATION	QUALIFICATION	SPECIFICATION	QUALIFICATION	METHOD		
OPERATING TIME	1 HR.	16 DAYS	52	56,104	TEST		
TEMPERATURE (F)	115	250	85	56,104	TEST		MAINTENANCE REQUIREMENTS:
PRESSURE (PSIA)	14.7	39.7	85	56,104	TEST		REFERENCE 128, PARA 4.1 7.0, AND APPENDIX A.
RELATIVE HUMIDITY (%)	90	100	85	56,104	TEST		
RADIATION	6.27 E5	2.00 E7	85	56,104	TEST		REMARKS: SPECIFIED ENVIRONMENTAL PARAMETERS ARE FOR LOCA.
AGING	40 YRS.	40 YRS.	N/A	56,104,616	TEST & ANAL		

DEFICIENCY RESOLUTION:

PREPARED BY: RDC DATE: 06/27/83 REVISION DATE: 09/12/83

FACILITY: LGS UNIT: 1 DOCKET: 50-352 EQRR: 124

REVIEWED BY: FMV DATE: 09/12/83

SYSTEM: REACTOR CORE ISOLATION COOLING
ACCY: SPEC: N/A DEMON: N/A REF: N/A
LOCATION: ROOM 108

PLANT ID: HV-50-1F004
RACK/PANEL: N/A

COMPONENT: PILOT SOLENOID VALVE
MODEL NO.: NP8320A185E

ASSOC COMP: AIR OPERATOR
ASSOC M/N: N/A
ASSOC DWG: LOC: M-0227 P&ID: M-50

ASSOC COMP: N/A
ASSOC M/N: N/A

MANUFACTU: AUTOMATIC SWITCH COMPANY
SERIAL NO:

ASSOC MANF: FISHER VALVES
ASSOC S/N: N/A

ASSOC MANF: N/A
ASSOC S/N: N/A

SERVICE: RCIC BAROMETRIC CONDENSER CONDENSATE PUMP DRAIN LINE.
NORMALLY DE-ENERGIZED CLOSED, FAILS CLOSED.
P.O. NO: F-59145

FUNCTION: NO ACTIVE SAFETY FUNCTION POST
FED FROM CLASS 1E POWER.
SUBMERGENCE: N/A

CHEMICAL SPRAY: N/A

PARAMETER	ENVIRONMENT		DOCUMENTATION REFERENCE		QUALIFICATION	OUTSTANDING ITEMS	INTERFACES:
	SPECIFICATION	QUALIFICATION	SPECIFICATION	QUALIFICATION	METHOD		CABLE: EQRR 22
OPERATING TIME	1 HR.	30 DAYS	78	119	TEST		
TEMPERATURE (F)	222 (A)	450	85	119	TEST		MAINTENANCE REQUIREMENTS: REFERENCE 119, APPENDIX C.
PRESSURE (PSIA)	17.4 (A)	60.7	85	119	TEST		
RELATIVE HUMIDITY (%)	100 (A)	100	85	119	TEST		
RADIATION	5.28 E5	2.05 E8	85	119	TEST		REMARKS:
AGING	40 YRS.	40 YRS.	N/A	119	TEST & ANAL.		

DEFICIENCY RESOLUTION:

PREPARED BY: RDC DATE: 06/27/83 REVISION DATE: 09/12/83

FACILITY: LGS UNIT: 1 DOCKET: 50-352 EQRR: 124

REVIEWED BY: FMV DATE: 09/12/83

SYSTEM: REACTOR CORE ISOLATION COOLING

ACCY: SPEC: N/A
DEMON: N/A
REF: N/A

LOCATION: ROOM 108

PLANT ID: HV-50-1F005

RACK/PANEL: N/A

COMPONENT: PILOT SOLENOID VALVE
ASSOC COMP: AIR OPERATOR
ASSOC COMP: N/A

MODEL NO.: NP8320A185E
ASSOC M/N: N/A
ASSOC M/N: N/A

ASSOC. DWG: LOC: M-0227
P&ID: M-50

MANUFACTU: AUTOMATIC SWITCH COMPANY
ASSOC MANF: FISHER VALVES
ASSOC MANF: N/A

SERIAL NO:
ASSOC S/N: N/A
ASSOC S/N: N/A

SERVICE: RCIC BAROMETRIC CONDENSER CONDENSATE PUMP DRAIN LINE.
NORMALLY ENERGIZED OPEN, FAILS CLOSED.

P.O. NO: F-59145

FUNCTION: NO ACTIVE SAFETY FUNCTION POST LOCA OR HELB.
FED FROM CLASS 1E POWER.

SUBMERGENCE: N/A

CHEMICAL SPRAY: N/A

PARAMETER	ENVIRONMENT		DOCUMENTATION REFERENCE		QUALIFICATION	OUTSTANDING ITEMS	INTERFACES:
	SPECIFICATION	QUALIFICATION	SPECIFICATION	QUALIFICATION	METHOD		CABLE: EQRR 22
OPERATING TIME	1 HR.	30 DAYS	78	119	TEST		
TEMPERATURE (F)	222 (A)	450	85	119	TEST		MAINTENANCE REQUIREMENTS: REFERENCE 119, APPENDIX C.
PRESSURE (PSIA)	17.4 (A)	60.7	85	119	TEST		
RELATIVE HUMIDITY (%)	100 (A)	100	85	119	TEST		
RADIATION	5.28 E5	2.05 E8	85	119	TEST		REMARKS:
AGING	40 YRS.	40 YRS.	N/A	119	TEST & ANAL.		

DEFICIENCY RESOLUTION:

PREPARED BY: RDC DATE: 05/05/83 REVISION DATE: 09/26/83

FACILITY: LGS UNIT: 1 DOCKET: 50-352 EQRR: 113

REVIEWED BY: FMV DATE: 09/26/83

SYSTEM: REACTOR CORE ISOLATION COOLING
ACCY: SPEC: N/A
DEMON: N/A
REF: N/A
LOCATION: ROOM 108

PLANT ID: HV-50-1F045
RACK/PANEL: N/A

COMPONENT: MOTOR OPERATOR
MODEL NO.: SMB-0-60

ASSOC COMP: VALVE
ASSOC M/N: N/A
ASSOC DWG: LOC: M-227
P&ID: M-50

ASSOC COMP: N/A
ASSOC M/N: N/A

MANUFACTU: LIMITORQUE
SERIAL NO: N/A

ASSOC MANF: ANCHOR - DARLING
ASSOC S/N: N/A

ASSOC MANF: N/A
ASSOC S/N: N/A

SERVICE: RCIC TURBINE STEAM SUPPLY LINE. OPENS ON RCIC INITIATION SIGNAL. NORMALLY CLOSED.

P.O. NO: P-104C

FUNCTION: NOT REQUIRED FOR LOCA OR HELB. FED FROM CLASS 1E POWER.

SUBMERGENCE: N/A

CHEMICAL SPRAY: N/A

PARAMETER	ENVIRONMENT		DOCUMENTATION REFERENCE		QUALIFICATION	OUTSTANDING ITEMS	INTERFACES: LUGS: EQRR 171 CABLE: EQRR 21 & 22
	SPECIFICATION	QUALIFICATION	SPECIFICATION	QUALIFICATION	METHOD		
OPERATING TIME	6 HRS.	12 HRS.	78	57	TEST		
TEMPERATURE (F)	115	341	85	57	TEST		MAINTENANCE REQUIREMENTS:
PRESSURE (PSIA)	14.7	119.7	85	57	TEST		REFERENCE 129, PARA 6.0 AND APPENDIX A.
RELATIVE HUMIDITY (%)	90	100	85	57	TEST		
RADIATION	6.74 E5	1.00 E7	85	57	TEST		REMARKS: SPECIFIED ENVIRONMENTAL PARAMETERS ARE FOR LOCA.
AGING	40 YRS.	40 YRS.	N/A	57	TEST & ANAL		

DEFICIENCY RESOLUTION:

PREPARED BY: FMV DATE: 10/26/83 REVISION DATE: 10/28/83

FACILITY: LGS UNIT: 1 DOCKET: 50-352 EQRR: 123

REVIEWED BY: DJT DATE: 10/28/83

SYSTEM: REACTOR CORE ISOLATION COOLING

ACCY: SPEC: N/A
DEMON: N/A
REF: N/A

LOCATION: ROOM 108 (MO-50-1F046)

PLANT ID: HV-50-1F046

RACK/PANEL: N/A

COMPONENT: MOTOR OPERATOR
ASSOC COMP: VALVE
ASSOC COMP:

MODEL NO.: SMB-000-5
ASSOC M/N: N/A
ASSOC M/N: N/A

ASSOC. DWG: LOC: M-228 (MO-50-1F046)

MANUFACTU: LIMITORQUE
ASSOC MANF: N/A
ASSOC MANF: N/A

SERIAL NO: N/A
ASSOC S/N: N/A
ASSOC S/N: N/A

SERVICE: RCIC LUBE OIL COOLING WATER VALVE.

P.O. NO: P-114A

FUNCTION: NORMALLY CLOSED. PROVIDES COOLING WATER TO RCIC LUBE OIL COOLER IN THE EVENT OF A LOCA. THE VALVES WILL BE AUTOMATICALLY OPEN ON A RCIC SYSTEM INITIATION AND REMAIN OPEN FOR 6 HOURS. THE VALVES ARE NOT REQUIRED AFTER 6 HOURS OR FOR RCIC HELB.

SUBMERGENCE: N/A

CHEMICAL SPRAY: N/A

PARAMETER	ENVIRONMENT		DOCUMENTATION REFERENCE		QUALIFICATION	OUTSTANDING ITEMS	INTERFACES: LUGS: EQRR 171 CABLES: EQRR 22
	SPECIFICATION	QUALIFICATION	SPECIFICATION	QUALIFICATION	METHOD		
OPERATING TIME	6 HRS.	12 HRS.	27	57,55	TEST		
TEMPERATURE (F)	115	341	85	57,55	TEST		MAINTENANCE REQUIREMENTS: PREVENTIVE MAINTENANCE PER REF. 129 PARA. 6.0 AND APPENDIX A.
PRESSURE (PSIA)	14.7	119.7	85	57,55	TEST		
RELATIVE HUMIDITY (Z)	90	100	85	57,55	TEST		
RADIATION	6.74 E5	1.00 E7	85	57,55	TEST		REMARKS:
AGING	40 YRS.	40 YRS.	N/A	57,55	TEST & ANAL.		

DEFICIENCY RESOLUTION:

PREPARED BY: WJB DATE: 09/09/83 REVISION DATE: 04/13/84

FACILITY: LGS UNIT: 1 DOCKET: 50-352 EQRR: 207

REVIEWED BY: FMV DATE: 02/27/84

SYSTEM: REACTOR CORE ISOLATION COOLING

ACCY-SPEC: N/A
DEMON: N/A
REF: N/A

LOCATION: ROOM 108

PLANT ID: HV-50-112

RACK/PANEL: N/A

COMPONENT: MOTOR OPERATOR

MODEL NO.: SMB-000-2

ASSOC COMP: N/A

ASSOC M/N: N/A

ASSOC. DWG: LOC: M-0227

ASSOC COMP: N/A

ASSOC M/N: N/A

P&ID: M-50

MANUFACTU: LIMITORQUE

SERIAL NO:

ASSOC MANF: N/A

ASSOC S/N: N/A

ASSOC MANF: N/A

ASSOC S/N: N/A

SERVICE: RCIC TURBINE TRIP THROTTLE VALVE. NORMALLY OPEN.

P.O. NO: M-001

FUNCTION: CONTROLS RCIC TURBINE STEAM SUPPLY FOR SYSTEM OPERATION.

SUBMERGENCE: N/A

CHEMICAL SPRAY: N/A

PARAMETER	ENVIRONMENT		DOCUMENTATION REFERENCE		QUALIFICATION	OUTSTANDING ITEMS	INTERFACES: LUGS: EQRR 171 CABLE: EQRR 22
	SPECIFICATION	QUALIFICATION	SPECIFICATION	QUALIFICATION	METHOD		
OPERATING TIME	6 HRS.	16 DAYS	52	56,104	TEST		
TEMPERATURE (F)	115	250	85	56,104	TEST		MAINTENANCE REQUIREMENTS: REFERENCE 128, PARA. 4.1, 7.0, AND APPENDIX A
PRESSURE (PSIA)	14.7	39.7	85	56,104	TEST		
RELATIVE HUMIDITY (%)	90	100	85	56,104	TEST		
RADIATION	6.74 E5	2.00 E7	85	56,104	TEST		REMARKS: SPECIFIED ENVIRONMENTAL PARAMETERS ARE FOR LOCA.
AGING	40 YRS.	40 YRS.	N/A	56,104,616	TEST & ANAL		

DEFICIENCY RESOLUTION:

PREPARED BY: FMV DATE: 03/13/84 REVISION DATE: 03/13/84

FACILITY: LGS UNIT: 1 DOCKET: 50-352 EQRR: 1

REVIEWED BY: WJB DATE: 03/13/84

SYSTEM: REACTOR CORE ISOLATION COOLING

ACCY: SPEC: +-0.5% OF SPAN
DEMON: +-0.11% OF SPAN
REF: 114;REP10826,SEC8.1,TBL3

LOCATION: ROOM 108

PLANT ID: PT-49-1N035A

RACK/PANEL: N/A
N/A

COMPONENT: PRESSURE TRANSMITTER
ASSOC COMP: N/A
ASSOC COMP: N/A

MODEL NO.: 1153 SERIES B
ASSOC M/N: N/A
ASSOC M/N: N/A

ASSOC. DWG: P&ID: M-49

MANUFACTU: ROSEMOUNT
ASSOC MANF: N/A
ASSOC MANF: N/A

SERIAL NO: N/A
ASSOC S/N: N/A
ASSOC S/N: N/A

SERVICE: RCIC

P.O. NO: 8031-M-206

FUNCTION: SUCTION TRANSFER PRESSURE TRANSMITTER

SUBMERGENCE: N/A

CHEMICAL SPRAY: N/A

PARAMETER	ENVIRONMENT		DOCUMENTATION REFERENCE		QUALIFICATION	OUTSTANDING ITEMS	INTERFACES:
	SPECIFICATION	QUALIFICATION	SPECIFICATION	QUALIFICATION	METHOD		CABLE: EQRR 22
OPERATING TIME	180 DAYS	180 DAYS	78	114	TEST & ANAL.		
TEMPERATURE (F)	115	318	85	114	TEST		MAINTENANCE REQUIREMENTS: REFERENCE 540,114
PRESSURE (PSIA)	14.7	87.7	85	114	TEST		
RELATIVE HUMIDITY (%)	90	100	85	114	TEST		
RADIATION	2.44 E6	2.44 E7	85	114	TEST		REMARKS:
AGING	40 YRS.	20 YRS.	N/A	114	TEST & ANAL.		

DEFICIENCY RESOLUTION:

PREPARED BY: FMV DATE: 03/13/84 REVISION DATE: 03/13/84

FACILITY: LGS UNIT: 1 DOCKET: 50-352 EQRR: 1

REVIEWED BY: WJB DATE: 03/13/84

SYSTEM: REACTOR CORE ISOLATION COOLING

ACCY: SPEC: +-0.5% OF SPAN
DEMON: +-0.11% OF SPAN
REF: 114;REP10826,SEC8.1,TBL3

LOCATION: ROOM 108

PLANT ID: PT-49-1N035E

RACK/PANEL: N/A
N/A

COMPONENT: PRESSURE TRANSMITTER

MODEL NO.: 1153 SERIES B

ASSOC COMP: N/A

ASSOC M/N: N/A

ASSOC. DWG: P&ID: M-49

ASSOC COMP: N/A

ASSOC M/N: N/A

MANUFACTU: ROSEMOUNT

SERIAL NO: N/A

ASSOC MANF: N/A

ASSOC S/N: N/A

ASSOC MANF: N/A

ASSOC S/N: N/A

SERVICE: RCIC

P.O. NO: 8031-M-206

FUNCTION: SUCTION TRANSFER PRESSURE TRANSMITTER

SUBMERGENCE: N/A

CHEMICAL SPRAY: N/A

PARAMETER	ENVIRONMENT		DOCUMENTATION REFERENCE		QUALIFICATION	OUTSTANDING ITEMS	INTERFACES: CABLE: EQRR 22
	SPECIFICATION	QUALIFICATION	SPECIFICATION	QUALIFICATION	METHOD		
OPERATING TIME	180 DAYS	180 DAYS	78	114	TEST & ANAL.		
TEMPERATURE (F)	115	318	85	114	TEST		MAINTENANCE REQUIREMENTS: REFERENCE 540,114
PRESSURE (PSIA)	14.7	87.7	85	114	TEST		
RELATIVE HUMIDITY (%)	90	100	85	114	TEST		
RADIATION	2.44 E6	2.44 E7	85	114	TEST		REMARKS:
AGING	40 YRS.	20 YRS.	N/A	114	TEST & ANAL.		

DEFICIENCY RESOLUTION:

PREPARED BY: WJB DATE: 01/30/84 REVISION DATE: 02/27/84

FACILITY: LGS UNIT: 1 DOCKET: 50-352 EQRR: P1F5

REVIEWED BY: FMV DATE: 04/13/84

SYSTEM: REACTOR CORE ISOLATION COOLING

ACCY: SPEC: SEE REMARKS
DEMON: +/- 0.42% FS
REF: 800

LOCATION: ROOM 200

PLANT ID: PT-49-1N050

RACK/PANEL: 10C017

COMPONENT: PRESSURE TRANSMITTER
ASSOC COMP: N/A
ASSOC COMP: N/A

MODEL NO.: 1151GP9D22MBGE3
ASSOC M/N: N/A
ASSOC M/N: N/A

ASSOC. DWG: LOC: M-718
P&ID: M-49
CCP: 34,
MPL: E51

MANUFACTU: ROSEMOUNT
ASSOC MANF: N/A
ASSOC MANF: N/A

SERIAL NO: 48623
ASSOC S/N: N/A
ASSOC S/N: N/A

SERVICE: RCIC PUMP DISCHARGE

P.O. NO: M-001

FUNCTION: TRANSMITS SIGNAL TO PIS-49-1N650 TO CONTROL MIN-FLOW BY-PASS VALVE HV-49-1F019. NOT REQUIRED FOR HARSH ENVIRONMENT OPERATION. POWER SOURCE CLASS 1E.

SUBMERGENCE: N/A

CHEMICAL SPRAY: N/A

PARAMETER	ENVIRONMENT		DOCUMENTATION REFERENCE		QUALIFICATION	OUTSTANDING ITEMS	INTERFACES:
	SPECIFICATION	QUALIFICATION	SPECIFICATION	QUALIFICATION	METHOD		
OPERATING TIME	1 HR.	27 HRS.	78	800	TEST		
TEMPERATURE (F)	120	212	85	800	TEST		MAINTENANCE REQUIREMENTS: REF. 800; SECT. 4.
PRESSURE (PSIA)	14.7	14.7	85	800	TEST		
RELATIVE HUMIDITY (%)	90	100	85	800	TEST		
RADIATION	8.85 E4	2.00 E6	802	800	TEST		REMARKS: INST. HAS NO ACTIVE SAFETY FUNCTION. THEREFORE SPECIFIED ACCURACY IS NOT APPLICABLE.
AGING	40 YRS.	9 YRS.	N/A	800	ANALYSIS		

DEFICIENCY RESOLUTION:

PREPARED BY: WJB DATE: 03/06/84 REVISION DATE: 03/06/84

FACILITY: LGS UNIT: 1 DOCKET: 50-352 EQRR: P179

REVIEWED BY: FMV DATE: 04/13/84

SYSTEM: REACTOR CORE ISOLATION COOLING

ACCY: SPEC: +/-4 PSI W/TU
DEMON: +/- 0.42% FS
REF: 800

LOCATION: ROOM 307

PLANT ID: PT-49-1N058A

RACK/PANEL: 10C035

COMPONENT: PRESSURE TRANSMITTER

MODEL NO.: 1151GP7D22MBGE3

ASSOC COMP: N/A

ASSOC M/N: N/A

ASSOC. DWG: LOC: M-0725

ASSOC COMP: N/A

ASSOC M/N: N/A

P&ID: M-49

MANUFACTU: ROSEMOUNT

SERIAL NO: 48431

CCP: 34,171

ASSOC MANF: N/A

ASSOC S/N: N/A

MPL: E51-N058A

ASSOC MANF: N/A

ASSOC S/N: N/A

SERVICE: RCIC PUMP TURBINE STEAMLINE PRESSURE.

P.O. NO: M-001

FUNCTION: TRANSMITS SIGNAL TO PIS-49-1N658A FOR RCIC LINE BREAK.

SUBMERGENCE: N/A

CHEMICAL SPRAY: N/A

PARAMETER	ENVIRONMENT		DOCUMENTATION REFERENCE		QUALIFICATION	OUTSTANDING ITEMS	INTERFACES:
	SPECIFICATION	QUALIFICATION	SPECIFICATION	QUALIFICATION	METHOD		
OPERATING TIME	1 HR.	27 HRS.	78	800	TEST		
TEMPERATURE (F)	120	120	85	800	TEST		MAINTENANCE REQUIREMENTS: REF. 800; SECT. 4.
PRESSURE (PSIA)	14.7	14.7	85	800	TEST		
RELATIVE HUMIDITY (%)	90	90	85	800	TEST		
RADIATION	9.58 E5	2.00 E6	802	800	TEST		REMARKS:
AGING	40 YRS.	9 YRS.	N/A	800	ANALYSIS		

DEFICIENCY RESOLUTION:

PREPARED BY: DJT DATE: 03/06/84 REVISION DATE: 03/06/84

FACILITY: LGS UNIT: 1 DOCKET: 50-352 EQRR: P180

REVIEWED BY: WJB DATE: 04/13/84

SYSTEM: REACTOR CORE ISOLATION COOLING

ACCY: SPEC: +/-4 PSI W/TU
DENON: +/- 0.42% FS
REF: 800

LOCATION: ROOM 304

PLANT ID: PT-49-1N058C

RACK/PANEL: 10C038

COMPONENT: PRESSURE TRANSMITTER
ASSOC COMP: N/A
ASSOC COMP: N/A

MODEL NO.: 1151GP7D22M8GE3
ASSOC M/N: N/A
ASSOC M/N: N/A

ASSOC. DWG: LOC: M-0725
P&ID: M-49

MANUFACTU: ROSEMOUNT
ASSOC MANF: N/A
ASSOC MANF: N/A

SERIAL NO: 48436
ASSOC S/N: N/A
ASSOC S/N: N/A

CCP: 34,171
MPL: E51-N058C

SERVICE: RCIC PUMP TURBINE STEAMLINE PRESSURE.

P.O. NO: M-001

FUNCTION: TRANSMITSSIGNAL TO PIS-49-1N658C FOR RCIC LINE BREAK.

SUBMERGENCE: N/A

CHEMICAL SPRAY: N/A

PARAMETER	ENVIRONMENT		DOCUMENTATION REFERENCE		QUALIFICATION	OUTSTANDING ITEMS	INTERFACES:
	SPECIFICATION	QUALIFICATION	SPECIFICATION	QUALIFICATION	METHOD		
OPERATING TIME	1 HR.	27 HRS.	78	800	TEST		
TEMPERATURE (F)	120	212	85	800	TEST		MAINTENANCE REQUIREMENTS: REF. 800; SECT. 4.
PRESSURE (PSIA)	14.7	14.7	85	800	TEST		
RELATIVE HUMIDITY (%)	90	100	85	800	TEST		
RADIATION	1.01 E5	2.00 E6	802	800	TEST		REMARKS:
AGING	40 YRS.	9 YRS.	N/A	800	ANALYSIS		

DEFICIENCY RESOLUTION:

PREPARED BY: DJT DATE: 03/06/84 REVISION DATE: 03/06/84

FACILITY: LGS UNIT: 1 DOCKET: 50-352 EQRR: P181

REVIEWED BY: WJB DATE: 04/13/84

SYSTEM: REACTOR CORE ISOLATION COOLING

ACCY: SPEC: +/-4 PSI W/TU
DEMON: +/- 0.42% FS
REF: 800

LOCATION: ROOM 307

PLANT ID: PT-49-1N058E

RACK/PANEL: 10C035

COMPONENT: PRESSURE TRANSMITTER
ASSOC COMP: N/A
ASSOC COMP: N/A

MODEL NO.: 1151GP7D22MBGE3
ASSOC M/N: N/A
ASSOC M/N: N/

ASSOC. DWG: LOC: M-0725
P&ID: M-49

MANUFACTU: ROSEMOUNT
ASSOC MANF: N/A
ASSOC MANF: N/A

SERIAL NO: 48433
ASSOC S/N: N/A
ASSOC S/N: N/A

CCP: 34,171
MPL: E51-N058E

SERVICE: STEAMLINE PRESSURE.

P.O. NO: M-001

FUNCTION: TRANSMITS SIGNAL TO PIS-49-1N658E FOR RCIC LINE BREAK.

SUBMERGENCE: N/A

CHEMICAL SPRAY: N/A

PARAMETER	ENVIRONMENT		DOCUMENTATION REFERENCE		QUALIFICATION	OUTSTANDING ITEMS	INTERFACES:
	SPECIFICATION	QUALIFICATION	SPECIFICATION	QUALIFICATION	METHOD		
OPERATING TIME	1 HR.	27 HRS.	78	800	TEST		
TEMPERATURE (F)	120	212	85	800	TEST		MAINTENANCE REQUIREMENTS: REF. 800; SECT. 4.
PRESSURE (PSIA)	14.7	14.7	85	800	TEST		
RELATIVE HUMIDITY (%)	90	100	85	800	TEST		
RADIATION	9.58 E5	2.00 E6	802	800	TEST		REMARKS:
AGING	40 YRS.	9 YRS.	N/A	800	ANALYSIS		

DEFICIENCY RESOLUTION:

FACILITY: LGS UNIT: 1 DOCKET: 50-352 EQRR: P182

PREPARED BY: DJT DATE: 03/06/84 REVISION DATE: 03/06/84

REVIEWED BY: WJB DATE: 04/13/84

SYSTEM: REACTOR CORE ISOLATION COOLING

ACCY: SPEC: +/-4 PSI W/TU
DEMON: +/- 0.42% FS
REF: 800

LOCATION: ROOM 304

PLANT ID: PT-49-1N058G

RACK/PANEL: 10C038

COMPONENT: PRESSURE TRANSMITTER

MODEL NO.: 1151GP7D22MBGE3

ASSOC COMP: N/A

ASSOC M/N: N/A

ASSOC. DWG: LOC: M-0725

ASSOC COMP: N/A

ASSOC M/N: N/A

P&ID: M-49

MANUFACTU: ROSEMOUNT

SERIAL NO: 52029

CCP: 30,171

ASSOC MANF: N/A

ASSOC S/N: N/A

MPL: E51-N058G

ASSOC MANF: N/A

ASSOC S/N: N/A

SERVICE: RCIC PUMP TURBINE STEAMLINE PRESSURE.

P.O. NO: M-001

FUNCTION: TRANSMITS SIGNAL TO PIS-49-1N658 FOR RCIC LINE BREAK.

SURVEILLANCE: N/A

CHEMICAL SPRAY: N/A

PARAMETER	ENVIRONMENT		DOCUMENTATION REFERENCE		QUALIFICATION	OUTSTANDING ITEMS	INTERFACES:
	SPECIFICATION	QUALIFICATION	SPECIFICATION	QUALIFICATION	METHOD		
OPERATING TIME	1 HR.	27 HRS.	78	800	TEST		
TEMPERATURE (F)	120	212	85	800	TEST		MAINTENANCE REQUIREMENTS: REF. 800; SECT. 4.
PRESSURE (PSIA)	14.7	14.7	85	800	TEST		
RELATIVE HUMIDITY (%)	40	100	85	800	TEST		
RADIATION	1.01 E5	2.00 E6	802	800	TEST		REMARKS:
AGING	40 YRS.	9 YRS.	N/A	800	ANALYSIS		

DEFICIENCY RESOLUTION:

PREPARED BY: DJT DATE: 04/16/84 REVISION DATE: 04/16/84

FACILITY: LGS UNIT: 1 DOCKET: 50-352 EQRR: P1F6

REVIEWED BY: WJB DATE: 04/16/84

SYSTEM: REACTOR CORE ISOLATION COOLING

PLANT ID: PT-50-1N052

COMPONENT: PRESSURE TRANSMITTER
ASSOC COMP: N/A
ASSOC COMP: N/A

MANUFACTU: ROSEMOUNT
ASSOC MANF: N/A
ASSOC MANF: N/A

SERVICE: RCIC PUMP SUCTION

FUNCTION: TRANSMITS SIGNAL TO PIS-50-1N652 FOR RCIC PUMP SUCTION PRESSURE INDICATION. PRESSURE BOUNDARY ONLY.

ACCY: SPEC: SEE REMARKS
DEMON: +/- 0.42% F.S.
REF: 800

MODEL NO.: 1151GP7D22M8GE5
ASSOC M/N: N/A
ASSOC M/N: N/A

SERIAL NO: 50927
ASSOC S/N: N/A
ASSOC S/N: N/A

LOCATION: ROOM 200

RACK/PANEL: 10C017

ASSOC. DWG: LOC: M-0717
P&ID: M-50
CCP: 34,
MPL: E51-N052

P.O. NO: M-001

SUBMERGENCE: N/A

CHEMICAL SPRAY: N/A

PARAMETER	ENVIRONMENT		DOCUMENTATION REFERENCE		QUALIFICATION	OUTSTANDING ITEMS	INTERFACES:
	SPECIFICATION	QUALIFICATION	SPECIFICATION	QUALIFICATION	METHOD		
OPERATING TIME	1 HR.	27 HRS.	78	800	TEST		
TEMPERATURE (F)	115	212	85	800	TEST		MAINTENANCE REQUIREMENTS: REF. 800; SECT. 4
PRESSURE (PSIA)	14.7	14.7	85	800	TEST		
RELATIVE HUMIDITY (%)	90	100	85	800	TEST		
RADIATION	8.85 E4	2.00 E6	85	800	TEST		REMARKS: INST. HAS NO ACTIVE SAFETY FUNCTION. THEREFORE SPECIFIED ACCURACY IS NOT APPLICABLE.
AGING	40 YRS.	9 YRS.	N/A	800	ANALYSIS		

DEFICIENCY RESOLUTION:

PREPARED BY: DJT DATE: 01/30/84 REVISION DATE: 01/30/84

FACILITY: LGS UNIT: 1 DOCKET: 50-352 ERR: P183

REVIEWED BY: WJB DATE: 02/10/84

SYSTEM: REACTOR CORE ISOLATION COOLING

PLANT ID: PT-50-1N053

COMPONENT: PRESSURE TRANSMITTER
ASSOC COMP: N/A
ASSOC COMP: N/A

MANUFACTU: ROSEMOUNT
ASSOC MANF: N/A
ASSOC MANF: N/A

SERVICE: RCIC PUMP INLET FROM RHR HEAT EXCHANGER.

FUNCTION: TRANSMITS SIGNAL TO PIS-50-1N653 TO TRIP TURBINE ON LOW SUCTION PRESSURE. PRESSURE BOUNDARY.

ACCY: SPEC: SEE REMARKS
DEMON: +/- 0.42% FS
REF: 800

MODEL NO.: 1151
ASSOC M/N: N/A
ASSOC M/N: N/A

SERIAL NO:
ASSOC S/N: N/A
ASSOC S/N: N/A

LOCATION: ROOM 200

RACK/PANEL: 10C017

ASSOC. DWG: LOC: M-0718
P&ID: M-50
CCP: 34,168
GEK: VOL. VII, PART 2
G.E. EL.: 791E421TN
MPL: E51-N053

P.O. NO: M-001

SUBMERGENCE: N/A

CHEMICAL SPRAY: N/A

PARAMETER	ENVIRONMENT		DOCUMENTATION REFERENCE		QUALIFICATION	OUTSTANDING ITEMS	INTERFACES:
	SPECIFICATION	QUALIFICATION	SPECIFICATION	QUALIFICATION	METHOD		
OPERATING TIME	1 HR.	27 HRS.	78	800	TEST		
TEMPERATURE (F)	115	212	85	800	TEST		MAINTENANCE REQUIREMENTS: REF. 800; SECT. 4.
PRESSURE (PSIA)	14.7	14.7	85	800	TEST		
RELATIVE HUMIDITY (%)	90	100	85	800	TEST		
RADIATION	8.85 E4	2.00 E6	85	800	TEST		REMARKS: INST. HAS NO ACTIVE SAFETY FUNCTION.
AGING	40 YRS.	9 YRS.	N/A	800	ANALYSIS		

DEFICIENCY RESOLUTION:

PREPARED BY: DJT DATE: 01/30/84 REVISION DATE: 01/30/84

FACILITY: LGS UNIT: 1 DOCKET: 50-352 EQRR: P184

REVIEWED BY: WJB DATE: 02/07/84

SYSTEM: REACTOR CORE ISOLATION COOLING

ACCY: SPEC: SEE REMARKS
DEMON: +/- 0.42% FS
REF: 800

LOCATION: ROOM 200

PLANT ID: PT-50-1N055A

RACK/PANEL: LOC-000

COMPONENT: PRESSURE TRANSMITTER
ASSOC COMP: N/A
ASSOC COMP: N/A

MODEL NO.: 1151GP6D22MBGE3
ASSOC M/N: N/A
ASSOC M/N: N/A

ASSOC. DWG: LOC: M-0718
P&ID: M-50
PPD: 163C1564P642203
CCP: 34,169
MPL: E51-N055A

MANUFACTU: ROSEMOUNT
ASSOC MANF: N/A
ASSOC MANF: N/A

SERIAL NO: 48439
ASSOC S/N: N/A
ASSOC S/N: N/A

SERVICE: RCIC TURBINE DISCHARGE VENT LINE. PRESSURE.

P.O. NO: M-001

FUNCTION: TRANSMITS SIGNAL TO PIS-50-1N655A TO CONTROL HV-49-1F008 AND TURBINE TRIP. PRESSURE BOUNDARY.

SUBMERGENCE: N/A

CHEMICAL SPRAY: N/A

PARAMETER	ENVIRONMENT		DOCUMENTATION REFERENCE		QUALIFICATION	OUTSTANDING ITEMS	INTERFACES:
	SPECIFICATION	QUALIFICATION	SPECIFICATION	QUALIFICATION	METHOD		
OPERATING TIME	1 HR.	27 HRS.	78	800	TEST		
TEMPERATURE (F)	115	212	85	800	TEST		MAINTENANCE REQUIREMENTS: REF. 800; SECT. 4.
PRESSURE (PSIA)	14.7	14.7	85	800	TEST		
RELATIVE HUMIDITY (%)	90	100	85	800	TEST		
RADIATION	8.85 E4	2.00 E6	85	800	TEST		REMARKS: INST. HAS NO ACTIVE SAFETY FUNCTION. THEREFORE IS NOT APPLICABLE.
AGING	40 YRS.	9 YRS.	N/A	800	ANALYSIS		

DEFICIENCY RESOLUTION:

PREPARED BY: DJT DATE: 01/30/84 REVISION DATE: 02/27/84

FACILITY: LGS UNIT: 1 DOCKET: 50-352 EQRR: P185

REVIEWED BY: WJB DATE: 04/12/84

SYSTEM: REACTOR CORE ISOLATION COOLING

PLANT ID: PT-50-1N055C

COMPONENT: PRESSURE TRANSMITTER
ASSOC COMP: N/A
ASSOC COMP: N/A

MANUFACTU: ROSEMOUNT
ASSOC MANF: N/A
ASSOC MANF: N/A

SERVICE: RCIC TURBINE DISCHARGE VENT LINE. PRESSURE.

FUNCTION: TRANSMITS SIGNAL TO PIS-50-1N655C TO CONTROL VALVE HV-49-1F007. PRESSURE BOUNDARY.

ACCY: SPEC: SEE REMARKS
DEMON: +/- 0.42% FS
REF: 800

MODEL NO.: 1151
ASSOC M/N: N/A
ASSOC M/N: N/A

SERIAL NO: 48437
ASSOC S/N: N/A
ASSOC S/N: N/A

LOCATION: ROOM 108

RACK/PANEL: LOC-000

ASSOC. DWG: LOC: M-0717
P&ID: M-50
GEK: VOL. VII, PART 2
CCP: 34,169
PFD: 163C1564P642203
MPL: E51-N055C

P.O. NO: M-001

SUBMERGENCE: N/A

CHEMICAL SPRAY: N/A

PARAMETER	ENVIRONMENT		DOCUMENTATION REFERENCE		QUALIFICATION	OUTSTANDING ITEMS	INTERFACES:
	SPECIFICATION	QUALIFICATION	SPECIFICATION	QUALIFICATION	METHOD		
OPERATING TIME	1 HR.	27 HRS.	78	800	TEST		
TEMPERATURE (F)	115	212	85	800	TEST		MAINTENANCE REQUIREMENTS: REF. 800; SECT. 4.
PRESSURE (PSIA)	14.7	14.7	85	800	TEST		
RELATIVE HUMIDITY (%)	90	100	85	800	TEST		
RADIATION	5.28 E5	2.00 E6	802	800	TEST		REMARKS: INST. HAS NO ACTIVE SAFETY FUNCTION. THEREFORE IS NOT APPLICABLE.
AGING	40 YRS.	9 YRS.	N/A	800	ANALYSIS		

DEFICIENCY RESOLUTION:

PREPARED BY: DJT DATE: 01/30/84 REVISION DATE: 01/30/84

FACILITY: LGS UNIT: 1 DOCKET: 50-352 EQRR: P186

REVIEWED BY: WJB DATE: 02/07/84

SYSTEM: REACTOR CORE ISOLATION COOLING

PLANT ID: PT-50-1N055E

ACCY: SPEC: SEE REMARKS
DEMON: +/- 0.42% FS
REF: 800

LOCATION: ROOM 200

RACK/PANEL: 10C017

COMPONENT: PRESSURE TRANSMITTER
ASSOC COMP: N/A
ASSOC COMP: N/A

MODEL NO.: 1151GP6D22MBGE3
ASSOC M/N: N/A
ASSOC M/N: N/A

ASSOC. DWG: LOC: M-0718
P&ID: M-50
PID: 163C1564P642203
CCP: 34,169
MPL: E51-N055E

MANUFACTU: ROSEMOUNT
ASSOC MANF: N/A
ASSOC MANF: N/A

SERIAL NO: 48440
ASSOC S/N: N/A
ASSOC S/N: N/A

SERVICE: RCIC TURBINE DISCHARGE VENT LINE. PRESSURE.

P.O. NO: M-001

FUNCTION: TRANSMITS SIGNAL TO PIS-50-1N655E TO CONTROL HV-49-1F008 AND TURBINE TRIP. PRESSURE BOUNDARY.

SUBMERGENCE: N/A

CHEMICAL SPRAY: N/A

PARAMETER	ENVIRONMENT		DOCUMENTATION REFERENCE		QUALIFICATION	OUTSTANDING ITEMS	INTERFACES:
	SPECIFICATION	QUALIFICATION	SPECIFICATION	QUALIFICATION	METHOD		
OPERATING TIME	1 HR.	27 HRS.	78	800	TEST		
TEMPERATURE (F)	115	212	85	800	TEST		MAINTENANCE REQUIREMENTS: REF. 800; SECT. 4.
PRESSURE (PSIA)	14.7	14.7	85	800	TEST		
RELATIVE HUMIDITY (%)	90	100	85	800	TEST		
RADIATION	8.85 E4	2.00 E6	85	800	TEST		REMARKS: INST. HAS NO ACTIVE SAFETY FUNCTION. THEREFORE IS NOT APPLICABLE.
AGING	40 YRS.	9 YRS.	N/A	800	ANALYSIS		

DEFICIENCY RESOLUTION:

PREPARED BY: DJT DATE: 01/30/84 REVISION DATE: 04/12/84

FACILITY: LGS UNIT: 1 DOCKET: 50-352 EQRR: P187

REVIEWED BY: WJB DATE: 04/13/84

SYSTEM: REACTOR CORE ISOLATION COOLING

ACCY: SPEC: SEE REMARKS
DEMON: +/- 0.42% FS
REF: 800

LOCATION: ROOM 108

PLANT ID: PT-50-1N055G

RACK/PANEL: LOC-000

COMPONENT: PRESSURE TRANSMITTER
ASSOC COMP: N/A
ASSOC COMP: N/A

MODEL NO.: 1151
ASSOC M/N: N/A
ASSOC M/N: N/A

ASSOC. DWG: LOC: M-0717
P&ID: M-50
CCP: 34,169
MPL: E51-N055G
PPD: 163C1564P642203

MANUFACTU: ROSEMOUNT
ASSOC MANF: N/A
ASSOC MANF: N/A

SERIAL NO: 48438
ASSOC S/N: N/A
ASSOC S/N: N/A

SERVICE: RCIC TURBINE DISCHARGE VENT LINE. PRESSURE.

P.O. NO: M-001

FUNCTION: TRANSMITS SIGNAL TO PIS-50-1N655G TO CONTROL VALVE HV-49-1F007. PRESSURE BOUNDARY.

SUBMERGENCE: N/A

CHEMICAL SPRAY: N/A

PARAMETER	ENVIRONMENT		DOCUMENTATION REFERENCE		QUALIFICATION	OUTSTANDING ITEMS	INTERFACES:
	SPECIFICATION	QUALIFICATION	SPECIFICATION	QUALIFICATION	METHOD		
OPERATING TIME	1 HR.	27 HRS.	78	800	TEST		
TEMPERATURE (F)	115	212	85	800	TEST		MAINTENANCE REQUIREMENTS: REF. 800; SECT. 4.
PRESSURE (PSIA)	14.7	14.7	85	800	TEST		
RELATIVE HUMIDITY (%)	90	10[illegible]	85	800	TEST		
RADIATION	5.28 E5	2.00 E6	802	800	TEST		REMARKS: INST. HAS NO ACTIVE SAFETY FUNCTION. THEREFORE SPECIFIED ACCURACY IS NOT APPLICABLE.
AGING	40 YRS.	9 YRS.	N/A	800	ANALYSIS		

DEFICIENCY RESOLUTION:

PREPARED BY: DJT DATE: 01/30/84 REVISION DATE: 01/30/84

FACILITY: LGS UNIT: 1 DOCKET: 50-352 EQRR: P188

REVIEWED BY: WJB DATE: 02/10/84

SYSTEM: REACTOR CORE ISOLATION COOLING

ACCY: SPEC: SEE REMARKS
DEMON: +/- 0.42% FS
REF: 800

LOCATION: ROOM 200

PLANT ID: PT-50-1N056A

RACK/PANEL: 10C017

COMPONENT: PRESSURE TRANSMITTER
ASSOC COMP: N/A
ASSOC COMP: N/A

MODEL NO.: 1151GP7D22MBGE3
ASSOC M/N: N/A
ASSOC M/N: N/A

ASSOC. DWG: LOC: M-0718
P&ID: M-50

MANUFACTU: ROSEMOUNT
ASSOC MANF: N/A
ASSOC MANF: N/A

SERIAL NO: 48435
ASSOC S/N: N/A
ASSOC S/N: N/A

CCP: 34,170
MPL: E51-N056A

SERVICE: RCIC TURBINE DISCHARGE LINE. PRESSURE.

P.O. NO: M-001

FUNCTION: TRANSMITS SIGNAL TO PIS-50-1N056A AND PI-50-1R603 TO CONTROL AND INDICATE TURBINE HIGH PRESSURE TRIP RELAY. PRESSURE BOUNDARY.

SUBMERGENCE: N/A

CHEMICAL SPRAY: N/A

PARAMETER	ENVIRONMENT		DOCUMENTATION REFERENCE		QUALIFICATION	OUTSTANDING ITEMS	INTERFACES:
	SPECIFICATION	QUALIFICATION	SPECIFICATION	QUALIFICATION	METHOD		
OPERATING TIME	1 HR.	27 HRS.	78	800	TEST		
TEMPERATURE (F)	115	212	85	800	TEST		MAINTENANCE REQUIREMENTS: REF. 800; SECT. 4.
PRESSURE (PSIA)	14.7	14.7	85	800	TEST		
RELATIVE HUMIDITY (%)	90	100	85	800	TEST		
RADIATION	8.85 E4	2.00 E6	85	800	TEST		REMARKS: INST. HAS NO ACTIVE SAFETY FUNCTION. THEREFORE SPECIFIED ACCURACY IS NOT APPLICABLE.
AGING	40 YRS.	9 YRS.	N/A	800	ANALYSIS		

DEFICIENCY RESOLUTION:

PREPARED BY: DJT DATE: 01/30/84 REVISION DATE: 01/30/84

FACILITY: LGS UNIT: 1 DOCKET: 50-352 EQRR: P189

REVIEWED BY: WJB DATE: 02/10/84

SYSTEM: REACTOR CORE ISOLATION COOLING

ACCY: SPEC: SEE REMARKS
DEMON: +/- 0.42% FS
REF: 800

LOCATION: ROOM 200

PLANT ID: PT-50-1N056E

RACK/PANEL: 10C017

COMPONENT: PRESSURE TRANSMITTER
ASSOC COMP: N/A
ASSOC COMP: N/A

MODEL NO.: 1151GP7D22M8GE3
ASSOC M/N: N/A
ASSOC M/N: N/A

ASSOC. DWG: LOC: M-0718
P&ID: M-50
CCP: 34,170
MPL: E51-N056E

MANUFACTU: ROSEMOUNT
ASSOC MANF: N/A
ASSOC MANF: N/A

SERIAL NO: 48430
ASSOC S/N: N/A
ASSOC S/N: N/A

SERVICE: RCIC TURBINE DISCHARGE LINE PRESSURE.

P.O. NO: M-001

FUNCTION: TRANSMITS SIGNAL TO PIS-50-1N056E AND PI-50-1R603 TO CONTROL AND INDICATE TURBINE HIGH PRESSURE TRIP RELAY. PRESSURE BOUNDARY.

SUBMERGENCE: N/A

CHEMICAL SPRAY: N/A

PARAMETER	ENVIRONMENT		DOCUMENTATION REFERENCE		QUALIFICATION	OUTSTANDING ITEMS	INTERFACES:
	SPECIFICATION	QUALIFICATION	SPECIFICATION	QUALIFICATION	METHOD		
OPERATING TIME	1 HR.	27 HRS.	78	800	TEST		
TEMPERATURE (F)	115	212	85	800	TEST		MAINTENANCE REQUIREMENTS: REF. 800; SECT. 4.
PRESSURE (PSIA)	14.7	14.7	85	800	TEST		
RELATIVE HUMIDITY (%)	90	100	85	800	TEST		
RADIATION	8.85 E4	2.00 E6	85	800	TEST		REMARKS: INST. HAS NO ACTIVE SAFETY FUNCTION. THEREFORE SPECIFIED ACCURACY IS NOT APPLICABLE.
AGING	40 YRS.	9 YRS.	N/A	800	ANALYSIS		

DEFICIENCY RESOLUTION:

PREPARED BY: RDC DATE: 05/05/83 REVISION DATE: 05/20/83

FACILITY: LGS UNIT: 1 DOCKET: 50-352 EQRR: 93

REVIEWED BY: FMV DATE: 05/20/83

SYSTEM: REACTOR ENCLOSURE COOLING WATER - ISO VALVES ACCY: SPEC: N/A DEMON: N/A REF: N/A LOCATION: ROOM 309

PLANT ID: HV-13-106 RACK/PANEL: N/A

COMPONENT: MOTOR OPERATOR MODEL NO.: SMB-0-7.5

ASSOC COMP: VALVE (X-23) ASSOC M/N: N/A ASSOC. DWG: LOC: M-229

ASSOC COMP: N/A ASSOC M/N: N/A P&ID: M-13

MANUFACTU: LIMITORQUE SERIAL NO: N/A

ASSOC MANF: VELAN ASSOC S/N: N/A

ASSOC MANF: N/A ASSOC S/N: N/A

SERVICE: SUPPLIES REACTOR RECIRCULATION PUMP SEAL AND MOTOR OIL COOLER WITH WATER FROM THE REACTOR ENCLOSURE COOLING WATER HEAT EXCHANGER. NORMALLY OPEN.

P.O. NO: P-102C

FUNCTION: CLOSED MANUALLY FROM CONTROL ROOM FOR ISOLATION. NOT REQUIRED FOR ANY POST-LOCA OR HELB FUNCTION. FED FROM CLASS 1E POWER.

SUBMERGENCE: N/A

CHEMICAL SPRAY: N/A

PARAMETER	ENVIRONMENT		DOCUMENTATION REFERENCE		QUALIFICATION	OUTSTANDING ITEMS	INTERFACES:
	SPECIFICATION	QUALIFICATION	SPECIFICATION	QUALIFICATION	METHOD		LUGS: EQRR 171 CABLE: EQRR 21 & 22 PLUG CONNECTORS: EQRR 44
OPERATING TIME	1 HR.	30 DAYS	52,521	55,58	TEST		
TEMPERATURE (F)	120	340	85	55,58	TEST		MAINTENANCE REQUIREMENTS:
PRESSURE (PSIA)	14.7	119.7	85	55,58	TEST		REFERENCE 130, PARA 5.0 AND APPENDIX B
RELATIVE HUMIDITY (%)	90	100	85	55,58	TEST		
RADIATION	9.57 E5	2.04 E8	85	55,58	TEST		REMARKS: SPECIFIED ENVIRONMENTAL PARAMETERS ARE FOR LOCA.
AGING	40 YRS.	40 YRS.	N/A	55,58,614	TEST & ANAL		

DEFICIENCY RESOLUTION:

PREPARED BY: RDC DATE: 05/05/83 REVISION DATE: 05/20/83

FACILITY: LGS UNIT: 1 DOCKET: 50-352 EQRR: 93

REVIEWED BY: FMV DATE: 05/20/83

SYSTEM: REACTOR ENCLOSURE COOLING WATER - ISO VALVES ACCY: SPEC: N/A LOCATION: ROOM 309
DEMON: N/A
PLANT ID: HV-13-107 REF: N/A RACK/PANEL: N/A

COMPONENT: MOTOR OPERATOR MODEL NO.: SMB-0-7.5
ASSOC COMP: VALVE (X-24) ASSOC M/N: N/A ASSOC. DWG: LOC: M-229
ASSOC COMP: N/A ASSOC M/N: N/A P&ID: M-13

MANUFACTU: LIMITORQUE SERIAL NO: N/A
ASSOC MANF: VELAN ASSOC S/N: N/A
ASSOC MANF: N/A ASSOC S/N: N/A

SERVICE: DISCHARGE LINE FROM THE REACTOR RECIRCULATION PUMP SEAL AND MOTOR OIL COOLERS TO THE REACTOR ENCLOSURE COOLING WATER HEAT EXCHANGER. NORMALLY OPEN. P.O. NO: P-102C

FUNCTION: CLOSED MANUALLY FROM CONTROL ROOM FOR ISOLATION. NOT REQUIRED FOR ANY POST-LOCA OR HELB FUNCTION. FED FROM CLASS 1E POWER. SUBMERGENCE: N/A

CHEMICAL SPRAY: N/A

PARAMETER	ENVIRONMENT		DOCUMENTATION REFERENCE		QUALIFICATION	OUTSTANDING ITEMS	INTERFACES:
	SPECIFICATION	QUALIFICATION	SPECIFICATION	QUALIFICATION	METHOD		LUGS: EQRR 171 CABLE: EQRR 21 & 22 PLUG CONNECTORS: EQRR 44
OPERATING TIME	1 HR.	30 DAYS	52,509,521	55,58	TEST		
TEMPERATURE (F)	120	340	85	55,58	TEST		MAINTENANCE REQUIREMENTS:
PRESSURE (PSIA)	14.7	119.7	85	55,58	TEST		REFERENCE 130, PARA 5.0 AND APPENDIX B
RELATIVE HUMIDITY (%)	90	100	85	55,58	TEST		
RADIATION	9.57 E5	2.04 E8	85	55,58	TEST		REMARKS: SPECIFIED ENVIRONMENTAL PARAMETERS ARE FOR LOCA.
AGING	40 YRS.	40 YRS.	N/A	55,58,614	TEST & ANAL		

DEFICIENCY RESOLUTION:

FACILITY: LGS UNIT: 1 DOCKET: 50-352 EQRR: 92

PREPARED BY: RDC DATE: 05/05/83 REVISION DATE: 05/20/83

REVIEWED BY: FMV DATE: 05/20/83

SYSTEM: REACTOR ENCLOSURE COOLING WATER - ISO VALVES

PLANT ID: HV-13-108

COMPONENT: MOTOR OPERATOR
ASSOC COMP: VALVE (X-23)
ASSOC COMP: N/A

MANUFACTU: LIMITORQUE
ASSOC MANF: ANCHOR - DARLING
ASSOC MANF: N/A

ACCY: SPEC: N/A
DEMON: N/A
REF: N/A

MODEL NO.: SMB-0-7.5
ASSOC M/N: N/A
ASSOC M/N: N/A

SERIAL NO: N/A
ASSOC S/N: N/A
ASSOC S/N: N/A

LOCATION: ROOM 309

RACK/PANEL: N/A

ASSOC. DWG: LOC: M-229
P&ID: M-13

SERVICE: REACTOR ENCLOSURE COOLING WATER LINE TO REACTOR PUMP SEAL AND MOTOR OIL COOLER INLET. NORMALLY OPEN.

P.O. NO: P-102C

FUNCTION: CLOSED MANUALLY FROM CONTROL ROOM FOR ISOLATION. NOT REQUIRED FOR ANY POST-LOCA OR HELB FUNCTION. FED FROM CLASS 1E POWER.

SUBMERGENCE: N/A

CHEMICAL SPRAY: N/A

PARAMETER	ENVIRONMENT		DOCUMENTATION REFERENCE		QUALIFICATION	OUTSTANDING ITEMS	INTERFACES:
	SPECIFICATION	QUALIFICATION	SPECIFICATION	QUALIFICATION	METHOD		LUGS: EQRR 171 CABLE: EQRR 21 & 22
OPERATING TIME	1 HR.	30 DAYS	52,509,521	55,58	TEST		
TEMPERATURE (F)	120	340	85	55,58	TEST		MAINTENANCE REQUIREMENTS:
PRESSURE (PSIA)	14.7	119.7	85	55,58	TEST		REFERENCE 130, PARA 5.0 AND APPENDIX B
RELATIVE HUMIDITY (%)	90	100	85	55,58	TEST		
RADIATION	9.57 E5	2.04 E8	85	55,58	TEST		REMARKS:
AGING	40 YRS.	40 YRS.	N/A	55,58,614	TEST & ANAL		SPECIFIED ENVIRONMENTAL PARAMETERS ARE FOR LOCA.

DEFICIENCY RESOLUTION:

PREPARED BY: RDC DATE: 05/05/83 REVISION DATE: 05/20/83

FACILITY: LGS UNIT: 1 DOCKET: 50-352 EQRR: 92

REVIEWED BY: FMV DATE: 05/20/83

SYSTEM: REACTOR ENCLOSURE COOLING WATER - ISO VALVES

PLANT ID: HV-13-111

ACCY: SPEC: N/A
DEMON: N/A
REF: N/A

LOCATION: ROOM 309

RACK/PANEL: N/A

COMPONENT: MOTOR OPERATOR
ASSOC COMP: VALVE (X-24)
ASSOC COMP: N/A

MODEL NO.: SMB-0-7.5
ASSOC M/N: N/A
ASSOC M/N: N/A

ASSOC. DWG: LOC: M-229
P&ID: M-13

MANUFACTU: LIMITORQUE
ASSOC MANF: ANCHOR - DARLING
ASSOC MANF: N/A

SERIAL NO: N/A
ASSOC S/N: N/A
ASSOC S/N: N/A

SERVICE: REACTOR ENCLOSURE COOLING WATER LINE TO REACTOR RECIRCULATION PUMP SEAL AND MOTOR OIL COOLERS OUTLET. NORMALLY OPEN.

P.O. NO: P-102C

FUNCTION: CLOSED MANUALLY FROM CONTROL ROOM FOR ISOLATION. NOT REQUIRED FOR ANY POST-LOCA OR HELB FUNCTION. FED FROM CLASS 1E POWER.

SUBMERGENCE: N/A

CHEMICAL SPRAY: N/A

PARAMETER	ENVIRONMENT		DOCUMENTATION REFERENCE		QUALIFICATION	OUTSTANDING ITEMS	INTERFACES: LUGS: EQRR 171 CABLE: EQRR 21 & 22
	SPECIFICATION	QUALIFICATION	SPECIFICATION	QUALIFICATION	METHOD		
OPERATING TIME	1 HR.	30 DAYS	52,509,521	55,58	TEST		
TEMPERATURE (F)	120	340	85	55,58	TEST		MAINTENANCE REQUIREMENTS:
PRESSURE (PSIA)	14.7	119.7	85	55,58	TEST		REFERENCE 130, PARA 5.0 AND APPENDIX B
RELATIVE HUMIDITY (%)	90	100	85	55,58	TEST		
RADIATION	9.57 E5	2.04 E8	85	55,58	TEST		REMARKS: SPECIFIED ENVIRONMENTAL PARAMETERS ARE FOR LOCA.
AGING	40 YRS.	40 YRS.	N/A	55,58,614	TEST & ANAL		

DEFICIENCY RESOLUTION:

PREPARED BY: RDC DATE: 07/15/83 REVISION DATE: 09/14/83

FACILITY: LGS UNIT: 1 DOCKET: 50-352 EQRR: 149

REVIEWED BY: FMV DATE: 09/14/83

SYSTEM: REACTOR ENCLOSURE HVAC - RECIRC. MODE
ACCY: SPEC: N/A
DEMON: N/A
REF: N/A
LOCATION: ROOM 605

PLANT ID: FD-C-76-192A
RACK/PANEL: N/A

COMPONENT: ELECTRO-HYDRAULIC ACTUATOR
MODEL NO.: NH95J6602-F2CH301XXQ10L

ASSOC COMP: DAMPER
ASSOC M/N: N/A
ASSOC. DWG: LOC: M-1101

ASSOC COMP:
ASSOC M/N: N/A
P&ID: M-76

MANUFACTU: ITT GENERAL CONTROLS
SERIAL NO:

ASSOC MANF: AMERICAN WARMING & VENTILATION
ASSOC S/N: N/A

ASSOC MANF: N/A
ASSOC S/N: N/A

SERVICE: REACTOR ENCLOSURE AIR RECIRCULATION SYSTEM FLOW CONTROL DAMPER. NORMALLY OPENED, FAILS CLOSED.
P.O. NO: M-1138C

FUNCTION: OPENS TO PROVIDE PROPER DAMPER BLADE POSITION UPON START OF ASSOCIATED FAN (1AV213), REMAINS OPEN AS LONG AS FAN IS OPERATING. REQUIRED FOR LOCA AND ALL HELBS.
SUBMERGENCE: N/A

CHEMICAL SPRAY: N/A

PARAMETER	ENVIRONMENT		DOCUMENTATION REFERENCE		QUALIFICATION	OUTSTANDING ITEMS	INTERFACES: CABLE: EQRR 22
	SPECIFICATION	QUALIFICATION	SPECIFICATION	QUALIFICATION	METHOD		
OPERATING TIME	180 DAYS	180 DAYS	534	142,603	TEST & ANAL.		
TEMPERATURE (F)	120	180	85	142	TEST		MAINTENANCE REQUIREMENTS: NOTE 2
PRESSURE (PSIA)	14.7	15.0	85	142	TEST		
RELATIVE HUMIDITY (%)	90	100	85	142	TEST		
RADIATION	6.71 E4	5.00 E6	85	142	TEST		REMARKS:
AGING	40 YRS.	40 YRS.	N/A	142	TEST & ANAL.		

DEFICIENCY RESOLUTION:

PREPARED BY: RDC DATE: 07/15/83 REVISION DATE: 09/14/83

FACILITY: LGS UNIT: 1 DOCKET: 50-352 EQRR: 149

REVIEWED BY: FMV DATE: 09/14/83

SYSTEM: REACTOR ENCLOSURE HVAC - RECIRC. MODE

ACCY: SPEC: N/A
DEMON: N/A
REF: N/A

LOCATION: ROOM 605

PLANT ID: FD-C-76-192B

RACK/PANEL: N/A

COMPONENT: ELECTRO-HYDRAULIC ACTUATOR
ASSOC COMP: DAMPER
ASSOC COMP:

MODEL NO.: NH95J6602-F2CH301XXQ10L
ASSOC M/N: N/A
ASSOC M/N: N/A

ASSOC. DWG: LOC: M-1101
P&ID: M-76

MANUFACTU: ITT GENERAL CONTROLS
ASSOC MANF: AMERICAN WARMING & VENTILATION
ASSOC MANF: N/A

SERIAL NO:
ASSOC S/N: N/A
ASSOC S/N: N/A

SERVICE: REACTOR ENCLOSURE AIR RECIRCULATION SYSTEM FLOW CONTROL DAMPER. NORMALLY OPENED, FAILS CLOSED.

P.O. NO: M-113BC

FUNCTION: OPENS TO PROVIDE PROPER DAMPER BLADE POSITION UPON START OF ASSOCIATED FAN (1BV213), REMAINS OPEN AS LONG AS FAN IS OPERATING. REQUIRED FOR LOCA AND ALL HELBS.

SUBMERGENCE: N/A

CHEMICAL SPRAY: N/A

PARAMETER	ENVIRONMENT		DOCUMENTATION REFERENCE		QUALIFICATION	OUTSTANDING ITEMS	INTERFACES: CABLE: EQRR 22
	SPECIFICATION	QUALIFICATION	SPECIFICATION	QUALIFICATION	METHOD		
OPERATING TIME	180 DAYS	186 DAYS	534	142,603	TEST & ANAL.		
TEMPERATURE (F)	120	180	85	142	TEST		MAINTENANCE REQUIREMENTS: NOTE 2
PRESSURE (PSIA)	14.7	15.0	85	142	TEST		
RELATIVE HUMIDITY (%)	90	100	85	142	TEST		
RADIATION	6.71 E4	5.00 E6	85	142	TEST		REMARKS:
AGING	40 YRS.	40 YRS.	N/A	142	TEST & ANAL.		

DEFICIENCY RESOLUTION:

PREPARED BY: FMV DATE: 02/28/84 REVISION DATE: 04/12/84

FACILITY: LGS UNIT: 1 DOCKET: 50-352 EQRR: 144

REVIEWED BY: WJB DATE: 04/12/84

SYSTEM: REACTOR ENCLOSURE HVAC - RECIRC. MODE

ACCY: SPEC: +/- 0.5% F.S.
DEMON: +/- 0.5% F.S.
REF: 8031-M-66-387

LOCATION: ROOM 605

PLANT ID: FICSL-76-195A

RACK/PANEL: 10C207

COMPONENT: FLOW INDICATING CONTROL SWITCH

MODEL NO.: 541-8115-8187-8132-8174
ASSOC M/N: -8226-8108-8134
ASSOC M/N: N/A

ASSOC. DWG: LOC: M-1096
P&ID: M-76
ELEC: E-686 (SHEET 4)
E-470 (SHEET 1)

ASSOC COMP: N/A
ASSOC COMP: N/A

MANUFACTU: LOVE CONTROLS

SERIAL NO:
ASSOC S/N: N/A
ASSOC S/N: N/A

ASSOC MANF: N/A
ASSOC MANF: N/A

SERVICE: REACTOR ENCLOSURE AIR RECIRCULATION SYSTEM
FAN UNIT 1AV213.

P.O. NO: M-66 S/C

FUNCTION: CONTROLS FD-C-76-192A AND ASSOCIATED FAN UNIT.
REQUIRED FOR LOCA AND ALL HELBS.

SUBMERGENCE: N/A

CHEMICAL SPRAY: N/A

PARAMETER	ENVIRONMENT		DOCUMENTATION REFERENCE		QUALIFICATION	OUTSTANDING ITEMS	INTERFACES:
	SPECIFICATION	QUALIFICATION	SPECIFICATION	QUALIFICATION	METHOD		
OPERATING TIME	180 DAYS	180 DAYS	78,547	161	TEST & ANAL.		
TEMPERATURE (F)	120	120	85	161	TEST & ANAL.		MAINTENANCE REQUIREMENTS:
PRESSURE (PSIA)	14.7	14.7	85	161	TEST		
RELATIVE HUMIDITY (%)	90	90	85	161	TEST		
RADIATION	6.71 E4	1.5 E7	85	178,161	TEST & ANAL.		REMARKS:
AGING	40 YRS.	4.42 YRS.	N/A	161	TEST & ANAL.		

DEFICIENCY RESOLUTION:

PREPARED BY: FMV DATE: 02/28/84 REVISION DATE: 04/12/84

FACILITY: LGS UNIT: 1 DOCKET: 50-352 EQRR: 144

REVIEWED BY: WJB DATE: 04/12/84

SYSTEM: REACTOR ENCLOSURE HVAC - RECIRC. MODE

PLANT ID: FICSL-76-195B

COMPONENT: FLOW INDICATING CONTROL SWITCH
ASSOC COMP: N/A
ASSOC COMP: N/A

MANUFACTU: LOVE CONTROLS
ASSOC MANF: N/A
ASSOC MANF: N/A

SERVICE: REACTOR ENCLOSURE AIR RECIRCULATION SYSTEM FAN UNIT 1BV213.

FUNCTION: CONTROLS FD-C-76-192A AND ASSOCIATED FAN UNIT. REQUIRED FOR LOCA AND ALL HELBS.

ACCY: SPEC: +/- 0.5% F.S.
DEMON: +/- 0.5% F.S.
REF: 8031-M-66-387

MODEL NO.: 541-8115-8187-8132-8174
ASSOC M/N: -8226-8108-8134
ASSOC M/N: N/A

SERIAL NO:
ASSOC S/N: N/A
ASSOC S/N: N/A

LOCATION: ROOM 605

RACK/PANEL: 10C207

ASSOC. DWG: LOC: M-1096
P&ID: M-76
ELEC: E-686 (SHEET 4)
E-470 (SHEET 1)

P.O. NO: M-66 S/C

SUBMERGENCE: N/A

CHEMICAL SPRAY: N/A

PARAMETER	ENVIRONMENT		DOCUMENTATION REFERENCE		QUALIFICATION	OUTSTANDING ITEMS	INTERFACES:
	SPECIFICATION	QUALIFICATION	SPECIFICATION	QUALIFICATION	METHOD		
OPERATING TIME	180 DAYS	180 DAYS	78,547	161	TEST & ANAL.		
TEMPERATURE (F)	120	120	85	161	TEST & ANAL.		MAINTENANCE REQUIREMENTS:
PRESSURE (PSIA)	14.7	14.7	85	161	TEST		
RELATIVE HUMIDITY (%)	90	90	85	161	TEST		
RADIATION	6.71 E4	1.5 E7	85	178,161	TEST & ANAL.		REMARKS:
AGING	40 YRS.	4.42 YRS.	N/A	161	TEST & ANAL.		

DEFICIENCY RESOLUTION:

PREPARED BY: FMV DATE: 03/09/84 REVISION DATE: 03/09/84

FACILITY: LGS UNIT: 1 DOCKET: 50-352 EQRR: 155

REVIEWED BY: WJB DATE: 03/09/84

SYSTEM: REACTOR ENCLOSURE HVAC - RECIRC. MODE

PLANT ID: FSL-76-194A

COMPONENT: FLOW SWITCH
ASSOC COMP: N/A
ASSOC COMP: N/A

MANUFACTU: FLUID COMPONENTS
ASSOC MANF: N/A
ASSOC MANF: N/A

SERVICE: REACTOR ENCLOSURE AIR RECIRCULATION SYSTEM FAN UNIT 1BV213.

FUNCTION: PROVIDES SIGNAL TO KS-76-194A FOR FAN MOTOR CONTROL. REQUIRED FOR LOCA AND ALL HELBS.

ACCY: SPEC: REPEAT..5%-1%
DEMON: REPEAT..5%-1%
REF: FCI BULLETIN 12-63/3

MODEL NO.: 12-64-4
ASSOC M/N: N/A
ASSOC M/N: N/A

SERIAL NO:
ASSOC S/N: N/A
ASSOC S/N: N/A

LOCATION: ROOM 605

RACK/PANEL: 10C207

ASSOC. DWG: LOC: M-1096
P&ID: M-77
ELEC: E-470 (SHEET 2)

P.O. NO: M-66 S/C

SUBMERGENCE: N/A

CHEMICAL SPRAY: N/A

PARAMETER	ENVIRONMENT		DOCUMENTATION REFERENCE		QUALIFICATION	OUTSTANDING ITEMS	INTERFACES:
	SPECIFICATION	QUALIFICATION	SPECIFICATION	QUALIFICATION	METHOD		
OPERATING TIME	180 DAYS	180 DAYS	78,547	162	TEST & ANAL.		
TEMPERATURE (F)	120	120	85	162	TEST & ANAL.		MAINTENANCE REQUIREMENTS: CHECK CALIBRATION OF RELAY SWITCHING VOLTAGE EVERY 18 MONTHS.
PRESSURE (PSIA)	14.7	14.7	85	162	TEST		
RELATIVE HUMIDITY (%)	90	90	85	162	TEST		
RADIATION	6.71 E4	1.0 E7	85	162	TEST		REMARKS:
AGING	40 YRS.	40 YRS.	N/A	162	TEST & ANAL.		

DEFICIENCY RESOLUTION:

PREPARED BY: FMV DATE: 03/09/84 REVISION DATE: 03/09/84

FACILITY: LGS UNIT: 1 DOCKET: 50-352 EQRR: 155

REVIEWED BY: WJB DATE: 03/09/84

SYSTEM: REACTOR ENCLOSURE HVAC - RECIRC. MODE

ACCY: SPEC: REPEAT..5%-1%
DEMON: REPEAT..5%-1%
REF: FCI BULLETIN 12-63/3

LOCATION: ROOM 605

PLANT ID: FSL-76-194B

RACK/PANEL: 10C207

COMPONENT: FLOW SWITCH
ASSOC COMP: N/A
ASSOC COMP: N/A

MODEL NO.: 12-64-4
ASSOC M/N: N/A
ASSOC M/N: N/A

ASSOC. DWG: LOC: M-1096
P&ID: M-77
ELEC: E-470 (SHEET 2)

MANUFACTU: FLUID COMPONENTS
ASSOC MANF: N/A
ASSOC MANF: N/A

SERIAL NO:
ASSOC S/N: N/A
ASSOC S/N: N/A

SERVICE: REACTOR ENCLOSURE AIR RECIRCULATION SYSTEM FAN UNIT 1AV213.

P.O. NO: M-66 S/C

FUNCTION: PROVIDES SIGNAL TO KS-76-194B FOR FAN MOTOR CONTROL. REQUIRED FOR LOCA AND ALL HELBS.

SUBMERGENCE: N/A

CHEMICAL SPRAY: N/A

PARAMETER	ENVIRONMENT		DOCUMENTATION REFERENCE		QUALIFICATION	OUTSTANDING ITEMS	INTERFACES:
	SPECIFICATION	QUALIFICATION	SPECIFICATION	QUALIFICATION	METHOD		
OPERATING TIME	180 DAYS	180 DAYS	78,547	162	TEST & ANAL.		
TEMPERATURE (F)	120	120	85	162	TEST & ANAL.		MAINTENANCE REQUIREMENTS: CHECK CALIBRATION OF RELAY SWITCHING VOLTAGE EVERY 18 MONTHS.
PRESSURE (PSIA)	14.7	14.7	85	162	TEST		
RELATIVE HUMIDITY (%)	90	90	85	162	TEST		
RADIATION	6.71 E4	1.0 E7	85	162	TEST		REMARKS:
AGING	40 YRS.	40 YRS.	N/A	162	TEST & ANAL.		

DEFICIENCY RESOLUTION:

PREPARED BY: FMV DATE: 04/18/84 REVISION DATE: 04/18/84

FACILITY: LGS UNIT: 1 DOCKET: 50-352 EQRR: 144

REVIEWED BY: WJB DATE: 04/18/84

SYSTEM: REACTOR ENCLOSURE HVAC - RECIRC. MODE

ACCY: SPEC: + 2% F.S.
DEMON: + 1.2% F.S.
REF: 161

LOCATION: ROOM 605

PLANT ID: FT-76-195A

RACK/PANEL: 10C207

COMPONENT: FLOW TRANSMITTER
ASSOC COMP: N/A
ASSOC COMP: N/A

MODEL NO.: P24
ASSOC M/N: N/A
ASSOC M/N: N/A

ASSOC. DWG: LOC: M-1096
P&ID: M-76
ELEC: E-686 (SHEET 4)

MANUFACTU: TAVIS
ASSOC MANF: N/A
ASSOC MANF: N/A

SERIAL NO:
ASSOC S/N: N/A
ASSOC S/N: N/A

SERVICE: REACTOR ENCLOSURE AIR RECIRCULATION SYSTEM FAN UNIT 1AV213.

P.O. NO: M-66

FUNCTION: PROVIDES SIGNAL TO FY-76-195A FOR CONTROL OF FD-C-76-192A AND ASSOCIATED FAN UNIT. REQUIRED FOR LOCA AND ALL HELBS.

SUBMERGENCE: N/A

CHEMICAL SPRAY: N/A

PARAMETER	ENVIRONMENT		DOCUMENTATION REFERENCE		QUALIFICATION	OUTSTANDING ITEMS	INTERFACES:
	SPECIFICATION	QUALIFICATION	SPECIFICATION	QUALIFICATION	METHOD		
OPERATING TIME	180 DAYS	180 DAYS	78,547,143	161	TEST & ANAL.		
TEMPERATURE (F)	120	135	85	161	TEST & ANAL.		MAINTENANCE REQUIREMENTS:
PRESSURE (PSIA)	14.7	14.7	85	161	TEST		
RELATIVE HUMIDITY (%)	90	90	85	161	TEST		
RADIATION	6.71 E4	1E5	85	161	TEST & ANAL.		REMARKS:
AGING	40 YRS.	8 YRS.	N/A	161	TEST & ANAL.		

DEFICIENCY RESOLUTION:

PREPARED BY: FMV DATE: 04/18/84 REVISION DATE: 04/18/84

FACILITY: LGS UNIT: 1 DOCKET: 50-352 EQRR: 144

REVIEWED BY: WJB DATE: 04/18/84

SYSTEM: REACTOR ENCLOSURE HVAC - RECIRC. MODE

PLANT ID: FT-76-195B

ACCY: SPEC: ± 2% F.S.
DEMON: ± 1.2% F.S.
REF: 161

LOCATION: ROOM 605

RACK/PANEL: 10C207

COMPONENT: FLOW TRANSMITTER
ASSOC COMP: N/A
ASSOC COMP: N/A

MODEL NO.: P24
ASSOC M/N: N/A
ASSOC M/N: N/A

ASSOC. DWG: LOC: M-1096
P&ID: M-76
ELEC: E-686 (SHEET 4)

MANUFACTU: TAVIS
ASSOC MANF: N/A
ASSOC MANF: N/A

SERIAL NO:
ASSOC S/N: N/A
ASSOC S/N: N/A

SERVICE: REACTOR ENCLOSURE AIR RECIRCULATION SYSTEM FAN UNIT 1BV213.

P.O. NO: M-66

FUNCTION: PROVIDES SIGNAL TO FY-76-195B FOR CONTROL OF FD-C-76-192B AND ASSOIATED FAN UNIT. REQUIRED FOR LOCA AND ALL HELBS.

SUBMERGENCE: N/A

CHEMICAL SPRAY: N/A

PARAMETER	ENVIRONMENT		DOCUMENTATION REFERENCE		QUALIFICATION	OUTSTANDING ITEMS	INTERFACES:
	SPECIFICATION	QUALIFICATION	SPECIFICATION	QUALIFICATION	METHOD		
OPERATING TIME	180 DAYS	180 DAYS	78,547,143	161	TEST & ANAL.		
TEMPERATURE (F)	120	135	85	161	TEST & ANAL.		MAINTENANCE REQUIREMENTS:
PRESSURE (PSIA)	14.7	14.7	85	161	TEST		
RELATIVE HUMIDITY (%)	90	90	85	161	TEST		
RADIATION	6.71 E4	1E5	85	161	TEST & ANAL.		REMARKS:
AGING	40 YRS.	8 YRS.	N/A	161	TEST & ANAL.		

DEFICIENCY RESOLUTION:

PREPARED BY: FMV DATE: 04/13/84 REVISION DATE: 04/13/84

FACILITY: LGS UNIT: 1 DOCKET: 50-352 EQRR: 159

REVIEWED BY: WJB DATE: 04/13/84

SYSTEM: REACTOR ENCLOSURE HVAC - RECIRC. MODE

ACCY: SPEC: +/- 0.5% F.S.
DEMON: +/- 0.44% F.S.
REF: 144,P-107

LOCATION: ROOM 605

PLANT ID: FY-76-195A

RACK/PANEL: 10C207

COMPONENT: FLOW SIGNAL CONVERTER
ASSOC COMP: N/A
ASSOC COMP: N/A

MODEL NO.: SC-1330C
ASSOC M/N: N/A
ASSOC M/N: N/A

ASSOC. DWG: LOC: M-1096
P&ID: M-76
ELEC: E-686 (SHEET 4)

MANUFACTU: ROCHESTER INSTRUMENTS
ASSOC MANF: N/A
ASSOC MANF: N/A

SERIAL NO:
ASSOC S/N: N/A
ASSOC S/N: N/A

SERVICE: REACTOR ENCLOSURE AIR RECIRCULATION SYSTEM
FAN UNIT 1AV213.

P.O. NO: M-66

FUNCTION: PROVIDES SIGNAL TO FICSL-76-195A FOR CONTROL OF
FD-C-76-192A AND ASSOCIATED FAN UNIT.
REQUIRED FOR LOCA AND ALL HELBS.

SUBMERGENCE: N/A

CHEMICAL SPRAY: N/A

PARAMETER	ENVIRONMENT		DOCUMENTATION REFERENCE		QUALIFICATION	OUTSTANDING ITEMS	INTERFACES:
	SPECIFICATION	QUALIFICATION	SPECIFICATION	QUALIFICATION	METHOD		
OPERATING TIME	180 DAYS	180 DAYS	78,547,143	144	TEST & ANAL.		
TEMPERATURE (F)	120	135	85	144	TEST & ANAL.		MAINTENANCE REQUIREMENTS: REFERENCE 144
PRESSURE (PSIA)	14.7	14.7	85	144	TEST		
RELATIVE HUMIDITY (%)	90	90	85	144	TEST		
RADIATION	6.71 E4	7.4 E4	143	144	TEST		REMARKS:
AGING	40 YRS.	20.64 YRS.	N/A	144	TEST & ANAL.		

DEFICIENCY RESOLUTION:

PREPARED BY: FMV DATE: 04/13/84 REVISION DATE: 04/13/84

FACILITY: LGS UNIT: 1 DOCKET: 50-352 EQRR: 159

REVIEWED BY: WJB DATE: 04/13/84

SYSTEM: REACTOR ENCLOSURE HVAC - RECIRC. MODE

PLANT ID: FY-76-195B

ACCY: SPEC: +/- 0.5% F.S.
DEMON: +/- 0.44% F.S.
REF: 144,P-107

LOCATION: ROOM 605

RACK/PANEL: 10C207

COMPONENT: FLOW SIGNAL CONVERTER
ASSOC COMP: N/A
ASSOC COMP: N/A

MODEL NO.: SC-1330C
ASSOC M/N: N/A
ASSOC M/N: N/A

ASSOC. DWG: LOC: M-1096
P&ID: M-76
ELEC: E-686 (SHEET 4)

MANUFACTU: ROCHESTER INSTRUMENTS
ASSOC MANF: N/A
ASSOC MANF: N/A

SERIAL NO:
ASSOC S/N: N/A
ASSOC S/N: N/A

SERVICE: REACTOR ENCLOSURE AIR RECIRCULATION SYSTEM
FAN UNIT 1BV213.

P.O. NO: M-66

FUNCTION: PROVIDES SIGNAL TO FICSL-76-195A FOR CONTROL OF
FD-C-76-192B AND ASSOCIATED FAN UNIT.
REQUIRED FOR LOCA AND ALL HELBS.

SUBMERGENCE: N/A

CHEMICAL SPRAY: N/A

PARAMETER	ENVIRONMENT		DOCUMENTATION REFERENCE		QUALIFICATION	OUTSTANDING ITEMS	INTERFACES:
	SPECIFICATION	QUALIFICATION	SPECIFICATION	QUALIFICATION	METHOD		
OPERATING TIME	180 DAYS	180 DAYS	78,547,143	144	TEST & ANAL.		
TEMPERATURE (F)	120	135	85	144	TEST & ANAL.		MAINTENANCE REQUIREMENTS: REFERENCE 144
PRESSURE (PSIA)	14.7	14.7	85	144	TEST		
RELATIVE HUMIDITY (%)	90	90	85	144	TEST		
RADIATION	6.71 E4	7.4 E4	143	144	TEST		REMARKS:
AGING	40 YRS.	20.64 YRS.	N/A	144	TEST & ANAL.		

DEFICIENCY RESOLUTION:

PREPARED BY: RDC DATE: 07/15/83 REVISION DATE: 09/14/83

FACILITY: LGS UNIT: 1 DOCKET: 50-352 EQRR: 149

REVIEWED BY: FMV DATE: 09/14/83

SYSTEM: REACTOR ENCLOSURE HVAC - RECIRC. MODE

ACCY: SPEC: N/A
DEMON: N/A
REF: N/A

LOCATION: ROOM 605

PLANT ID: HD-76-183A

RACK/PANEL: N/A

COMPONENT: ELECTRO-HYDRAULIC ACTUATOR
ASSOC COMP: DAMPER
ASSOC COMP: N/A

MODEL NO.: NH95J6602-F2
ASSOC M/N: (CH301XXQ10L)
ASSOC M/N: N/A

ASSOC. DWG: LOC: M-1097
P&ID: M-76

MANUFACTU: ITT GENERAL CONTROLS
ASSOC MANF: AMERICAN WARMING & VENTILATION
ASSOC MANF: N/A

SERIAL NO:
ASSOC S/N: N/A
ASSOC S/N: N/A

SERVICE: REACTOR ENCLOSURE AIR RECIRCULATION SYSTEM (TRAIN A) INLET DAMPER. NORMALLY OPENED, FAILS CLOSED.

P.O. NO: M-113BC

FUNCTION: OPENS UPON START OF ASSOCIATED FAN (1AV213), REMAINS OPEN AS LONG AS FAN IS OPERATING. REQUIRED FOR LOCA AND ALL HELBS.

SUBMERGENCE: N/A

CHEMICAL SPRAY: N/A

PARAMETER	ENVIRONMENT		DOCUMENTATION REFERENCE		QUALIFICATION	OUTSTANDING ITEMS	INTERFACES: CABLE: EQRR 22
	SPECIFICATION	QUALIFICATION	SPECIFICATION	QUALIFICATION	METHOD		
OPERATING TIME	180 DAYS	180 DAYS	534	142,603	TEST & ANAL.		
TEMPERATURE (F)	120	180	85	142	TEST		MAINTENANCE REQUIREMENTS: NOTE 2
PRESSURE (PSIA)	14.7	15.0	85	142	TEST		
RELATIVE HUMIDITY (%)	90	100	85	142	TEST		
RADIATION	6.71 E4	5.00 E6	85	142	TEST		REMARKS:
AGING	40 YRS.	40 YRS.	N/A	142	TEST & ANAL.		

DEFICIENCY RESOLUTION:

PREPARED BY: RDC DATE: 07/15/83 REVISION DATE: 09/14/83

FACILITY: LGS UNIT: 1 DOCKET: 50-352 EQRR: 149

REVIEWED BY: FMV DATE: 09/14/83

SYSTEM: REACTOR ENCLOSURE HVAC - RECIRC. MODE

PLANT ID: HD-76-183B

COMPONENT: ELECTRO-HYDRAULIC ACTUATOR
ASSOC COMP: DAMPER
ASSOC COMP: N/A

MANUFACTU: ITT GENERAL CONTROLS
ASSOC MANF: AMERICAN WARMING & VENTILATION
ASSOC MANF: N/A

SERVICE: REACTOR ENCLOSURE AIR RECIRCULATION SYSTEM (TRAIN B) INLET DAMPER. NORMALLY OPENED, FAILS CLOSED.

FUNCTION: OPENS UPON START OF ASSOCIATED FAN (1BV213), REMAINS OPEN AS LONG AS FAN IS OPERATING. REQUIRED FOR LOCA AND ALL HELBS.

ACCY: SPEC: N/A
DEMON: N/A
REF: N/A

MODEL NO.: NH95J6602-F2
ASSOC M/N: (CH301XXQ10L)
ASSOC M/N: N/A

SERIAL NO:
ASSOC S/N: N/A
ASSOC S/N: N/A

LOCATION: ROOM 605

RACK/PANEL: N/A

ASSOC. DWG: LOC: M-1097
P&ID: M-76

P.O. NO: M-113BC

SUBMERGENCE: N/A

CHEMICAL SPRAY: N/A

PARAMETER	ENVIRONMENT		DOCUMENTATION REFERENCE		QUALIFICATION	OUTSTANDING ITEMS	INTERFACES: CABLE: EQRR 22
	SPECIFICATION	QUALIFICATION	SPECIFICATION	QUALIFICATION	METHOD		
OPERATING TIME	180 DAYS	180 DAYS	534	142,603	TEST & ANAL.		
TEMPERATURE (F)	120	180	85	142	TEST		MAINTENANCE REQUIREMENTS: NOTE 2
PRESSURE (PSIA)	14.7	15.0	85	142	TEST		
RELATIVE HUMIDITY (%)	90	100	85	142	TEST		
RADIATION	6.71 E4	5.00 E6	85	142	TEST		REMARKS:
AGING	40 YRS.	40 YRS.	N/A	142	TEST & ANAL.		

DEFICIENCY RESOLUTION:

PREPARED BY: RDC DATE: 07/15/83 REVISION DATE: 09/14/83

FACILITY: LGS UNIT: 1 DOCKET: 50-352 EQRR: 149

REVIEWED BY: FMV DATE: 09/14/83

SYSTEM: REACTOR ENCLOSURE HVAC - RECIRC. MODE

ACCY: SPEC: N/A
DEMON: N/A
REF: N/A

LOCATION: ROOM 605

PLANT ID: HD-76-193A

RACK/PANEL: N/A

COMPONENT: ELECTRO-HYDRAULIC ACTUATOR
ASSOC COMP: DAMPER
ASSOC COMP: N/A

MODEL NO.: MM95J6602-F2
ASSOC M/N: (CH301XXQ10L)
ASSOC M/N: N/A

ASSOC. DWG: LOC: M-1096
P&ID: M-76

MANUFACTU: ITT GENERAL CONTROLS
ASSOC MANF: AMERICAN WARMING & VENTILATION
ASSOC MANF: N/A

SERIAL NO:
ASSOC S/N: N/A
ASSOC S/N: N/A

SERVICE: REACTOR ENCLOSURE AIR RECIRCULATION SYSTEM FAN 1AV213 DISCHARGE DAMPER. NORMALLY OPENED, FAILS CLOSED.

P.O. NO: M-113BC

FUNCTION: OPENS UPON START OF ASSOCIATED FAN, REMAINS OPEN AS LONG AS FAN IS OPERATING. REQUIRED FOR LOCA AND ALL HELBS.

SUBMERGENCE: N/A

CHEMICAL SPRAY: N/A

PARAMETER	ENVIRONMENT		DOCUMENTATION REFERENCE		QUALIFICATION	OUTSTANDING ITEMS	INTERFACES: CABLE: EQRR 22
	SPECIFICATION	QUALIFICATION	SPECIFICATION	QUALIFICATION	METHOD		
OPERATING TIME	180 DAYS	180 DAYS	534	142,603	TEST & ANAL.		
TEMPERATURE (F)	120	180	85	142	TEST		MAINTENANCE REQUIREMENTS: NOTE 2
PRESSURE (PSIA)	14.7	15.0	85	142	TEST		
RELATIVE HUMIDITY (%)	90	100	85	142	TEST		
RADIATION	6.71 E4	5.00 E6	85	142	TEST		REMARKS:
AGING	40 YRS.	40 YRS.	N/A	142	TEST & ANAL.		

DEFICIENCY RESOLUTION:

PREPARED BY: RDC DATE: 07/15/83 REVISION DATE: 09/14/83

FACILITY: LGS UNIT: 1 DOCKET: 50-352 EQRR: 149

REVIEWED BY: FMV DATE: 09/14/83

SYSTEM: REACTOR ENCLOSURE HVAC - RECIRC. MODE

ACCY: SPEC: N/A
DEMON: N/A
REF: N/A

LOCATION: ROOM 605

PLANT ID: HD-76-193B

RACK/PANEL: N/A

COMPONENT: ELECTRO-HYDRAULIC ACTUATOR
ASSOC COMP: DAMPER
ASSOC COMP: N/A

MODEL NO.: NH95J6602-F2
ASSOC M/N: (CH301XXQ10L)
ASSOC M/N: N/A

ASSOC. DWG: LOC: M-1096
P&ID: M-76

MANUFACTU: ITT GENERAL CONTROLS
ASSOC MANF: AMERICAN WARMING & VENTILATION
ASSOC MANF: N/A

SERIAL NO:
ASSOC S/N: N/A
ASSOC S/N: N/A

SERVICE: REACTOR ENCLOSURE AIR RECIRCULATION SYSTEM FAN 1BV213 DISCHARGE DAMPER. NORMALLY OPENED, FAILS CLOSED.

P.O. NO: M-113BC

FUNCTION: OPENS UPON START OF ASSOCIATED FAN, REMAINS OPEN AS LONG AS FAN IS OPERATING. REQUIRED FOR LOCA AND ALL HELBS.

SUBMERGENCE: N/A

CHEMICAL SPRAY: N/A

PARAMETER	ENVIRONMENT		DOCUMENTATION REFERENCE		QUALIFICATION	OUTSTANDING ITEMS	INTERFACES:
	SPECIFICATION	QUALIFICATION	SPECIFICATION	QUALIFICATION	METHOD		CABLE: EQRR 22
OPERATING TIME	180 DAYS	180 DAYS	534	142,603	TEST & ANAL.		
TEMPERATURE (F)	120	180	85	142	TEST		MAINTENANCE REQUIREMENTS: NOTE 2
PRESSURE (PSIA)	14.7	15.0	85	142	TEST		
RELATIVE HUMIDITY (%)	90	100	85	142	TEST		
RADIATION	6.71 E4	5.00 E6	85	142	TEST		REMARKS:
AGING	40 YRS.	40 YRS.	N/A	142	TEST & ANAL.		

DEFICIENCY RESOLUTION:

PREPARED BY: FMV DATE: 03/19/84 REVISION DATE: 03/19/84

FACILITY: LGS UNIT: 1 DOCKET: 50-352 EQRR: 145

REVIEWED BY: WJB DATE: 03/19/84

SYSTEM: REACTOR ENCLOSURE HVAC - RECIRC. MODE

ACCY: SPEC: N/A DEMON: N/A REF: N/A

LOCATION: ROOM 500

PLANT ID: HV-76-107

RACK/PANEL: N/A

COMPONENT: PILOT SOLENOID VALVE

MODEL NO.: NP8316A74E

ASSOC COMP: AIR OPERATOR

ASSOC M/N: N/A

ASSOC. DWG: LOC: M-1093

ASSOC COMP: VALVE

ASSOC M/N: N/A

P&ID: M-76

MANUFACTU: AUTOMATIC SWITCH COMPANY

SERIAL NO: N/A

ASSOC MANF: BETTIS

ASSOC S/N: N/A

ASSOC MANF: ALLIS - CHALMERS

ASSOC S/N: N/A

SERVICE: PILOT SOLENOID FOR REACTOR ENCLOSURE AIR SUPPLY ISOLATION VALVE. NORMALLY ENERGIZED OPEN.

P.O. NO: M-70

FUNCTION: ISOLATES REACTOR ENCLOSURE FROM REACTOR ENCLOSURE AIR SUPPLY UPON RECEIPT OF ISOLATION SIGNAL. REQUIRED FOR LOCA ONLY.

SUBMERGENCE: N/A

CHEMICAL SPRAY: N/A

PARAMETER	ENVIRONMENT		DOCUMENTATION REFERENCE		QUALIFICATION	OUTSTANDING ITEMS	INTERFACES:
	SPECIFICATION	QUALIFICATION	SPECIFICATION	QUALIFICATION	METHOD		LUGS: EQRR 171 CABLE: EQRR 22
OPERATING TIME	1 HR.	30 DAYS	534	179	TEST		
TEMPERATURE (F)	115	346	85	179	TEST		MAINTENANCE REQUIREMENTS: REFERENCE 179, APPENDIX III.
PRESSURE (PSIA)	14.7	124.7	85	179	TEST		
RELATIVE HUMIDITY (%)	90	100	85	179	TEST		
RADIATION	9.52 E4	2.05 E8	85	179	TEST		REMARKS:
AGING	40 YRS.	40 YRS.	N/A	179	TEST & ANAL.		

DEFICIENCY RESOLUTION:

PREPARED BY: FMV DATE: 03/19/84 REVISION DATE: 03/19/84

FACILITY: LGS UNIT: 1 DOCKET: 50-352 EQRR: 145

REVIEWED BY: WJB DATE: 03/19/84

SYSTEM: REACTOR ENCLOSURE HVAC - RECIRC. MODE

ACCY: SPEC: N/A
DEMON: N/A
REF: N/A

LOCATION: ROOM 500

PLANT ID: HV-76-108

RACK/PANEL: N/A

COMPONENT: PILOT SOLENOID VALVE
ASSOC COMP: AIR OPERATOR
ASSOC COMP: VALVE

MODEL NO.: NP8316A74E
ASSOC M/N: N/A
ASSOC M/N: N/A

ASSOC. DWG: LOC: M-1093
P&ID: M-76

MANUFACTU: AUTOMATIC SWITCH COMPANY
ASSOC MANF: BETTIS
ASSOC MANF: ALLIS - CHALMERS

SERIAL NO: N/A
ASSOC S/N: N/A
ASSOC S/N: N/A

SERVICE: PILOT SOLENOID FOR REACTOR ENCLOSURE AIR SUPPLY ISOLATION VALVE. NORMALLY ENERGIZED OPEN.

P.O. NO: M-70

FUNCTION: ISOLATES REACTOR ENCLOSURE FROM REACTOR ENCLOSURE AIR SUPPLY UPON RECEIPT OF ISOLATION SIGNAL. REQUIRED FOR LOCA ONLY.

SUBMERGENCE: N/A

CHEMICAL SPRAY: N/A

PARAMETER	ENVIRONMENT		DOCUMENTATION REFERENCE		QUALIFICATION	OUTSTANDING ITEMS	INTERFACES: LUGS: EQRR 171 CABLE: EQRR 22
	SPECIFICATION	QUALIFICATION	SPECIFICATION	QUALIFICATION	METHOD		
OPERATING TIME	1 HR.	30 DAYS	34	179	TEST		
TEMPERATURE (F)	115	346	85	179	TEST		MAINTENANCE REQUIREMENTS: REFERENCE 179, APPENDIX III.
PRESSURE (PSIA)	14.7	124.7	85	179	TEST		
RELATIVE HUMIDITY (%)	90	100	85	179	TEST		
RADIATION	9.52 E4	2.05 E8	35	179	TEST		REMARKS:
AGING	40 YRS.	40 YRS.	N/A	179	TEST & ANAL.		

DEFICIENCY RESOLUTION:

PREPARED BY: RDC DATE: 07/11/83 REVISION DATE: 07/11/83

FACILITY: LGS UNIT: 1 DOCKET: 50-352 EQRR: 141

REVIEWED BY: FMV DATE: 07/11/83

SYSTEM: REACTOR ENCLOSURE HVAC - RECIRC. MODE

ACCY: SPEC: N/A
DEMON: N/A
REF: N/A

LOCATION: ROOM 519

PLANT ID: HV-76-109

RACK/PANEL: N/A

COMPONENT: ELECTRO-HYDRAULIC ACTUATOR
ASSOC COMP: VALVE
ASSOC COMP: N/A

MODEL NO.: PD-18941
ASSOC M/N: N/A
ASSOC M/N: N/A

ASSOC. DWG: LOC: M-1086
P&ID: M-76

MANUFACTU: PAUL-MUNROE HYDRAULICS, INC.
ASSOC MANF: ALLIS - CHALMERS
ASSOC MANF: N/A

SERIAL NO:
ASSOC S/N: N/A
ASSOC S/N: N/A

SERVICE: REACTOR ENCLOSURE AIR SUPPLY SYSTEM.
NORMALLY CLOSED, FAILS OPEN.

P.O. NO: M-70

FUNCTION: OPENS AFTER LOCA TO SUPPLY AIR FROM THE REACTOR ENCLOSURE AIR RECIRCULATION SYSTEM TO THE REACTOR ENCLOSURE DISTRIBUTION SYSTEM.
REQUIRED FOR LOCA ONLY.

SUBMERGENCE: N/A

CHEMICAL SPRAY: N/A

PARAMETER	ENVIRONMENT		DOCUMENTATION REFERENCE		QUALIFICATION	OUTSTANDING ITEMS	INTERFACES: CABLE: EQRR 22
	SPECIFICATION	QUALIFICATION	SPECIFICATION	QUALIFICATION	METHOD		
OPERATING TIME	180 DAYS	180 DAYS	534	69	TEST & ANAL.		
TEMPERATURE (F)	120	350	85	69	TEST		MAINTENANCE REQUIREMENTS: REFERENCE 69 APPENDIX II PA18964 PAGES 2,3.
PRESSURE (PSIA)	14.7	80.7	85	69	TEST		
RELATIVE HUMIDITY (%)	90	100	85	69	TEST		
RADIATION	3.70 E6	1.00 E8	85	69	TEST		REMARKS:
AGING	40 YRS.	40 YRS.	N/A	69	TEST & ANAL.		

DEFICIENCY RESOLUTION:

PREPARED BY: RDC DATE: 07/11/83 REVISION DATE: 07/11/83

FACILITY: LGS UNIT: 1 DOCKET: 50-352 EQRR: 141

REVIEWED BY: FMV DATE: 07/11/83

SYSTEM: REACTOR ENCLOSURE HVAC - RECIRC. MODE

ACCY: SPEC: N/A
DEMON: N/A
REF: N/A

LOCATION: ROOM 519

PLANT ID: HV-76-110

RACK/PANEL: N/A

COMPONENT: ELECTRO-HYDRAULIC ACTUATOR
ASSOC COMP: VALVE
ASSOC COMP: N/A

MODEL NO.: PD-18941
ASSOC M/N: N/A
ASSOC M/N: N/A

ASSOC. DWG: LOC: M-1086
P&ID: M-76

MANUFACTU: PAUL-MUNROE HYDRAULICS, INC.
ASSOC MANF: ALLIS - CHALMERS
ASSOC MANF: N/A

SERIAL NO:
ASSOC S/N: N/A
ASSOC S/N: N/A

SERVICE: REACTOR ENCLOSURE AIR SUPPLY SYSTEM.
NORMALLY CLOSED, FAILS OPEN.

P.O. NO: M-70

FUNCTION: OPENS AFTER LOCA TO SUPPLY AIR FROM THE REACTOR ENCLOSURE AIR RECIRCULATION SYSTEM TO THE REACTOR ENCLOSURE DISTRIBUTION SYSTEM.
REQUIRED FOR LOCA ONLY.

SUBMERGENCE: N/A

CHEMICAL SPRAY: N/A

PARAMETER	ENVIRONMENT		DOCUMENTATION REFERENCE		QUALIFICATION	OUTSTANDING ITEMS	INTERFACES: CABLE: EQRR 22
	SPECIFICATION	QUALIFICATION	SPECIFICATION	QUALIFICATION	METHOD		
OPERATING TIME	180 DAYS	180 DAYS	534	69	TEST & ANAL.		
TEMPERATURE (F)	120	350	85	69	TEST		MAINTENANCE REQUIREMENTS: REFERENCE 69 APPENDIX II PA18964 PAGES 2,3.
PRESSURE (PSIA)	14.7	80.7	85	69	TEST		
RELATIVE HUMIDITY (%)	90	100	85	69	TEST		
RADIATION	3.70 E6	1.00 E8	85	69	TEST		REMARKS:
AGING	40 YRS.	40 YRS.	N/A	69	TEST & ANAL.		

DEFICIENCY RESOLUTION:

PREPARED BY: FMV DATE: 03/19/84 REVISION DATE: 03/19/84

FACILITY: LGS UNIT: 1 DOCKET: 50-352 EQRR: 145

REVIEWED BY: WJB DATE: 03/19/84

SYSTEM: REACTOR ENCLOSURE HVAC - RECIRC. MODE

ACCY: SPEC: N/A
DEMON: N/A
REF: N/A

LOCATION: ROOM 519

PLANT ID: HV-76-117

RACK/PANEL: N/A

COMPONENT: PILOT SOLENOID VALVE
ASSOC COMP: AIR OPERATOR
ASSOC COMP: VALVE

MODEL NO.: NP8316A74E
ASSOC M/N: N/A
ASSOC M/N: N/A

ASSOC. DWG: LOC: M-1086
P&ID: M-76

MANUFACTU: AUTOMATIC SWITCH COMPANY
ASSOC MANF: BETTIS
ASSOC MANF: ALLIS - CHALMERS

SERIAL NO: N/A
ASSOC S/N: N/A
ASSOC S/N: N/A

SERVICE: PILOT SOLENOID FOR REFUELING FLOOR AIR SUPPLY ISOLATION VALVE. NORMALLY ENERGIZED OPEN.

P.O. NO: M-70

FUNCTION: ISOLATES REFUELING FLOOR FROM REFUELING FLOOR AIR SUPPLY UPON RECEIPT OF ISOLATION SIGNAL. REQUIRED FOR LOCA ONLY.

SUBMERGENCE: N/A

CHEMICAL SPRAY: N/A

PARAMETER	ENVIRONMENT		DOCUMENTATION REFERENCE		QUALIFICATION	OUTSTANDING ITEMS	INTERFACES: LUGS: EQRR 171 CABLE: EQRR 22
	SPECIFICATION	QUALIFICATION	SPECIFICATION	QUALIFICATION	METHOD		
OPERATING TIME	1 HR.	30 DAYS	534	179	TEST		
TEMPERATURE (F)	115	346	85	179	TEST		MAINTENANCE REQUIREMENTS: REFERENCE 179, APPENDIX III.
PRESSURE (PSIA)	14.7	124.7	85	179	TEST		
RELATIVE HUMIDITY (%)	90	100	85	179	TEST		
RADIATION	8.85 E4	2.05 E8	85	179	TEST		REMARKS:
AGING	40 YRS.	40 YRS.	N/A	179	TEST & ANAL.		

DEFICIENCY RESOLUTION:

PREPARED BY: FMV DATE: 03/19/84 REVISION DATE: 03/19/84

FACILITY: LGS UNIT: 1 DOCKET: 50-352 EQRR: 145

REVIEWED BY: FMV DATE: 03/19/84

SYSTEM: REACTOR ENCLOSURE HVAC - RECIRC. MODE

ACCY: SPEC: N/A
DEMON: N/A
REF: N/A

LOCATION: ROOM 519

PLANT ID: HV-76-118

RACK/PANEL: N/A

COMPONENT: PILOT SOLENOID VALVE
ASSOC COMP: AIR OPERATOR
ASSOC COMP: VALVE

MODEL NO.: NP8316A74E
ASSOC M/N: N/A
ASSOC M/N: N/A

ASSOC. DWG: LOC: M-1086
P&ID: M-76

MANUFACTU: AUTOMATIC SWITCH COMPANY
ASSOC MANF: BETTIS
ASSOC MANF: ALLIS - CHALMERS

SERIAL NO: N/A
ASSOC S/N: N/A
ASSOC S/N: N/A

SERVICE: PILOT SOLENOID FOR REFUELING FLOOR AIR SUPPLY ISOLATION VALVE. NORMALLY ENERGIZED OPEN.

P.O. NO: M-70

FUNCTION: ISOLATES REFUELING FLOOR FROM REFUELING FLOOR AIR SUPPLY UPON RECEIPT OF ISOLATION SIGNAL. REQUIRED FOR LOCA ONLY.

SUBMERGENCE: N/A

CHEMICAL SPRAY: N/A

PARAMETER	ENVIRONMENT		DOCUMENTATION REFERENCE		QUALIFICATION	OUTSTANDING ITEMS	INTERFACES: LUGS: EQRR 171 CABLE: EQRR 22
	SPECIFICATION	QUALIFICATION	SPECIFICATION	QUALIFICATION	METHOD		
OPERATING TIME	1 HR.	30 DAYS	534	179	TEST		
TEMPERATURE (F)	115	346	85	179	TEST		MAINTENANCE REQUIREMENTS: REFERENCE 179, APPENDIX III.
PRESSURE (PSIA)	14.7	124.7	85	179	TEST		
RELATIVE HUMIDITY (%)	90	100	85	179	TEST		
RADIATION	8.65 E4	2.05 E8	85	179	TEST		REMARKS:
AGING	40 YRS.	40 YRS.	N/A	179	TEST & ANAL.		

DEFICIENCY RESOLUTION:

PREPARED BY: RDC DATE: 07/11/83 REVISION DATE: 07/11/83

FACILITY: LGS UNIT: 1 DOCKET: 50-352 EQRR: 141

REVIEWED BY: FMV DATE: 07/11/83

SYSTEM: REACTOR ENCLOSURE HVAC - RECIRC. MODE

ACCY:SPEC: N/A
DEMON: N/A
REF: N/A

LOCATION: ROOM 605

PLANT ID: HV-76-119

RACK/PANEL: N/A

COMPONENT: ELECTRO-HYDRAULIC ACTUATOR
ASSOC COMP: VALVE
ASSOC COMP: N/A

MODEL NO.: PD-18941
ASSOC M/N: N/A
ASSOC M/N: N/A

ASSOC. DWG: LOC: M-1100
P&ID: M-76

MANUFACTU: PAUL-MUNROE HYDRAULICS, INC.
ASSOC MANF: ALLIS - CHALMERS
ASSOC MANF: N/A

SERIAL NO:
ASSOC S/N: N/A
ASSOC S/N: N/A

SERVICE: REFUELING FLOOR AIR SUPPLY SYSTEM.
NORMALLY CLOSED, FAILS OPEN.

P.O. NO: M-70

FUNCTION: OPENS AFTER LOCA TO SUPPLY AIR FROM THE REACTOR ENCLOSURE AIR RECIRCULATION SYSTEM TO THE REFUELING FLOOR DISTRIBUTION SYSTEM.
REQUIRED FOR LOCA ONLY.

SUBMERGENCE: N/A

CHEMICAL SPRAY: N/A

PARAMETER	ENVIRONMENT		DOCUMENTATION REFERENCE		QUALIFICATION	OUTSTANDING ITEMS	INTERFACES:
	SPECIFICATION	QUALIFICATION	SPECIFICATION	QUALIFICATION	METHOD		CABLE: EQRR 22
OPERATING TIME	180 DAYS	180 DAYS	534	69	TEST & ANAL.		
TEMPERATURE (F)	120	350	85	69	TEST		MAINTENANCE REQUIREMENTS: REFERENCE 69 APPENDIX II PA18964 PAGES 2,3.
PRESSURE (PSIA)	14.7	80.7	85	69	TEST		
RELATIVE HUMIDITY (%)	90	100	85	69	TEST		
RADIATION	6.71 E4	1.00 E8	85	69	TEST		REMARKS:
AGING	40 YRS.	40 YRS.	N/A	69	TEST & ANAL.		

DEFICIENCY RESOLUTION:

PREPARED BY: RDC DATE: 07/11/83 REVISION DATE: 07/11/83

FACILITY: LGS UNIT: 1 DOCKET: 50-352 EQRR: 141

REVIEWED BY: FMV DATE: 07/11/83

SYSTEM: REACTOR ENCLOSURE HVAC - RECIRC. MODE

ACCY: SPEC: N/A
DEMON: N/A
REF: N/A

LOCATION: ROOM 605

PLANT ID: HV-76-120

RACK/PANEL: N/A

COMPONENT: ELECTRO-HYDRAULIC ACTUATOR
ASSOC COMP: VALVE
ASSOC COMP: N/A

MODEL NO.: PD-18941
ASSOC M/N: N/A
ASSOC M/N: N/A

ASSOC. DWG: LOC: M-1100
P&ID: M-76

MANUFACTU: PAUL-MUNROE HYDRAULICS, INC.
ASSOC MANF: ALLIS - CHALMERS
ASSOC MANF: N/A

SERIAL NO:
ASSOC S/N: N/A
ASSOC S/N: N/A

SERVICE: REFUELING FLOOR AIR SUPPLY SYSTEM.
NORMALLY CLOSED, FAILS OPEN.

P.O. NO: M-70

FUNCTION: OPENS AFTER LOCA TO SUPPLY AIR FROM THE REACTOR ENCLOSURE AIR RECIRCULATION SYSTEM TO THE REFUELING FLOOR DISTRIBUTION SYSTEM.
REQUIRED FOR LOCA ONLY.

SUBMERGENCE: N/A

CHEMICAL SPRAY: N/A

PARAMETER	ENVIRONMENT		DOCUMENTATION REFERENCE		QUALIFICATION	OUTSTANDING ITEMS	INTERFACES:
	SPECIFICATION	QUALIFICATION	SPECIFICATION	QUALIFICATION	METHOD		CABLE: EQRR 22
OPERATING TIME	180 DAYS	180 DAYS	534	69	TEST & ANAL.		
TEMPERATURE (F)	120	350	85	69	TEST		MAINTENANCE REQUIREMENTS: REFERENCE 69 APPENDIX II PA18964 PAGES 2,3.
PRESSURE (PSIA)	14.7	80.7	85	69	TEST		
RELATIVE HUMIDITY (%)	90	100	85	69	TEST		
RADIATION	6.71 E4	1.00 E8	85	69	TEST		REMARKS:
AGING	40 YRS.	40 YRS.	N/A	69	TEST & ANAL.		

DEFICIENCY RESOLUTION:

PREPARED BY: FMV DATE: 03/19/84 REVISION DATE: 03/19/84

FACILITY: LGS UNIT: 1 DOCKET: 50-352 EQRR: 145

REVIEWED BY: FMV DATE: 03/19/84

SYSTEM: REACTOR ENCLOSURE HVAC - RECIRC. MODE
ACCY: SPEC: N/A DEMON: N/A REF: N/A
LOCATION: ROOM 519

PLANT ID: HV-76-151
RACK/PANEL: N/A

COMPONENT: PILOT SOLENOID VALVE
MODEL NO.: NP8316A74E

ASSOC COMP: AIR OPERATOR
ASSOC M/N: N/A
ASSOC. DWG: LOC: M-1086

ASSOC COMP: VALVE
ASSOC M/N: N/A
P&ID: M-76

MANUFACTU: AUTOMATIC SWITCH COMPANY
SERIAL NO: N/A

ASSOC MANF: BETTIS
ASSOC S/N: N/A

ASSOC MANF: ALLIS - CHALMERS
ASSOC S/N: N/A

SERVICE: PILOT SOLENOID VALVE FOR REACTOR ENCLOSURE EQUIPMENT COMPARTMENTS CROSS TIE TO REACTOR ENCLOSURE AIR RECIRCULATION SYSTEM. NORMALLY ENERGIZED CLOSED.

P.O. NO: M-70

FUNCTION: OPENS TO PERMIT CONNECTION OF REACTOR ENCLOSURE EQUIPMENT COMPARTMENTS DUCTWORK TO RERS UPON RECEIPT OF ISOLATION SIGNAL. REQUIRED FOR LOCA ONLY.

SUBMERGENCE: N/A

CHEMICAL SPRAY: N/A

PARAMETER	ENVIRONMENT		DOCUMENTATION REFERENCE		QUALIFICATION	OUTSTANDING ITEMS	INTERFACES: LUGS: EQRR 171 CABLE: EQRR 22
	SPECIFICATION	QUALIFICATION	SPECIFICATION	QUALIFICATION	METHOD		
OPERATING TIME	1 HR.	30 DAYS	534	179	TEST		
TEMPERATURE (F)	115	346	85	179	TEST		MAINTENANCE REQUIREMENTS: REFERENCE 179, APPENDIX III.
PRESSURE (PSIA)	14.7	124.7	85	179	TEST		
RELATIVE HUMIDITY (%)	90	100	85	179	TEST		
RADIATION	8.85 E4	2.05 E8	85	179	TEST		REMARKS:
AGING	40 YRS.	40 YRS.	N/A	179	TEST & ANAL.		

DEFICIENCY RESOLUTION:

PREPARED BY: FMV DATE: 03/19/84 REVISION DATE: 03/19/84

FACILITY: LGS UNIT: 1 DOCKET: 50-352 EQRR: 145

REVIEWED BY: FMV DATE: 03/19/84

SYSTEM: REACTOR ENCLOSURE HVAC - RECIRC. MODE
ACCY: SPEC: N/A DEMON: N/A REF: N/A
LOCATION: ROOM 519

PLANT ID: HV-76-152
RACK/PANEL: N/A

COMPONENT: PILOT SOLENOID VALVE
MODEL NO.: NP8316A74E

ASSOC COMP: AIR OPERATOR
ASSOC M/N: N/A
ASSOC. DWG: LOC: M-1086

ASSOC COMP: VALVE
ASSOC M/N: N/A
P&ID: M-76

MANUFACTU: AUTOMATIC SWITCH COMPANY
SERIAL NO: N/A

ASSOC MANF: BETTIS
ASSOC S/N: N/A

ASSOC MANF: ALLIS - CHALMERS
ASSOC S/N: N/A

SERVICE: PILOT SOLENOID VALVE FOR REACTOR ENCLOSURE EQUIPMENT COMPARTMENTS CROSS TIE TO REACTOR ENCLOSURE AIR RECIRCULATION SYSTEM. NORMALLY ENERGIZED CLOSED.

P.O. NO: M-70

FUNCTION: OPENS TO PERMIT CONNECTION OF REACTOR ENCLOSURE EQUIPMENT COMPARTMENTS DUCTWORK TO RERS UPON RECEIPT OF ISOLATION SIGNAL. REQUIRED FOR LOCA ONLY.

SUBMERGENCE: N/A

CHEMICAL SPRAY: N/A

PARAMETER	ENVIRONMENT		DOCUMENTATION REFERENCE		QUALIFICATION	OUTSTANDING ITEMS	INTERFACES: LUGS: EQRR 171 CABLE: EQRR 22
	SPECIFICATION	QUALIFICATION	SPECIFICATION	QUALIFICATION	METHOD		
OPERATING TIME	1 HR.	30 DAYS	534	179	TEST		
TEMPERATURE (F)	115	346	85	179	TEST		MAINTENANCE REQUIREMENTS: REFERENCE 179, APPENDIX III.
PRESSURE (PSIA)	14.7	124.7	85	179	TEST		
RELATIVE HUMIDITY (%)	90	100	85	179	TEST		
RADIATION	8.85 E4	2.05 E8	85	179	TEST		REMARKS:
AGING	40 YRS.	40 YRS.	N/A	179	TEST & ANAL.		

DEFICIENCY RESOLUTION:

PREPARED BY: FMV DATE: 03/19/84 REVISION DATE: 03/19/84

FACILITY: LGS UNIT: 1 DOCKET: 50-352 EQRR: 145

REVIEWED BY: WJB DATE: 03/19/84

SYSTEM: REACTOR ENCLOSURE HVAC - RECIRC. MODE

ACCY: SPEC: N/A
DEMON: N/A
REF: N/A

LOCATION: ROOM 605

PLANT ID: HV-76-159

RACK/PANEL: N/A

COMPONENT: PILOT SOLENOID VALVE
ASSOC COMP: AIR OPERATOR
ASSOC COMP: VALVE

MODEL NO.: NP8316A74E
ASSOC M/N: N/A
ASSOC M/N: N/A

ASSOC. DWG: LOC: M-1096
P&ID: M-76

MANUFACTU: AUTOMATIC SWITCH COMPANY
ASSOC MANF: BETTIS
ASSOC MANF: ALLIS - CHALMERS

SERIAL NO: N/A
ASSOC S/N: N/A
ASSOC S/N: N/A

SERVICE: PILOT SOLENOID VALVE FOR REACTOR ENCLOSURE EXHAUST CROSS TIE TO REACTOR ENCLOSURE AIR RECIRCULATION SYSTEM. NORMALLY ENERGIZED CLOSED.

P.O. NO: M-70

FUNCTION: OPENS TO PERMIT CONNECTION OF REACTOR ENCLOSURE EXHAUST DUCTWORK TO RERS UPON RECEIPT OF ISOLATION SIGNAL. REQUIRED FOR LOCA ONLY.

SUBMERGENCE: N/A

CHEMICAL SPRAY: N/A

PARAMETER	ENVIRONMENT		DOCUMENTATION REFERENCE		QUALIFICATION	OUTSTANDING ITEMS	INTERFACES:
	SPECIFICATION	QUALIFICATION	SPECIFICATION	QUALIFICATION	METHOD		LUGS: EQRR 171 CABLE: EQRR 22
OPERATING TIME	1 HR.	30 DAYS	534	179	TEST		
TEMPERATURE (F)	115	346	85	179	TEST		MAINTENANCE REQUIREMENTS: REFERENCE 179, APPENDIX III.
PRESSURE (PSIA)	14.7	124.7	85	179	TEST		
RELATIVE HUMIDITY (%)	90	100	85	179	TEST		
RADIATION	1.02 E3	2.05 E8	85	179	TEST		REMARKS:
AGING	40 YRS.	40 YRS.	N/A	179	TEST & ANAL.		

DEFICIENCY RESOLUTION:

PREPARED BY: FMV DATE: 03/19/84 REVISION DATE: 03/19/84

FACILITY: LGS UNIT: 1 DOCKET: 50-352 EQRR: 145

REVIEWED BY: WJB DATE: 03/19/84

SYSTEM: REACTOR ENCLOSURE HVAC - RECIRC. MODE

ACCY: SPEC: N/A DEMON: N/A REF: N/A

LOCATION: ROOM 605

PLANT ID: HV-76-160

RACK/PANEL: N/A

COMPONENT: PILOT SOLENOID VALVE

ASSOC COMP: AIR OPERATOR

ASSOC COMP: VALVE

MODEL NO.: NP8316A74E

ASSOC M/N: N/A

ASSOC M/N: N/A

ASSOC. DWG: LOC: M-1096 P&ID: M-76

MANUFACTU: AUTOMATIC SWITCH COMPANY

ASSOC MANF: BETTIS

ASSOC MANF: ALLIS - CHALMERS

SERIAL NO: N/A

ASSOC S/N: N/A

ASSOC S/N: N/A

SERVICE: PILOT SOLENOID VALVE FOR REACTOR ENCLOSURE EXHAUST CROSS TIE TO REACTOR ENCLOSURE AIR RECIRCULATION SYSTEM. NORMALLY ENERGIZED CLOSED.

P.O. NO: M-70

FUNCTION: OPENS TO PERMIT CONNECTION OF REACTOR ENCLOSURE EXHAUST DUCTWORK TO RERS UPON RECEIPT OF ISOLATION SIGNAL. REQUIRED FOR LOCA ONLY.

SUBMERGENCE: N/A

CHEMICAL SPRAY: N/A

PARAMETER	ENVIRONMENT		DOCUMENTATION REFERENCE		QUALIFICATION	OUTSTANDING ITEMS	INTERFACES: LUGS: EQRR 171 CABLE: EQRR 22
	SPECIFICATION	QUALIFICATION	SPECIFICATION	QUALIFICATION	METHOD		
OPERATING TIME	1 HR.	30 DAYS	534	179	TEST		
TEMPERATURE (F)	115	346	85	179	TEST		MAINTENANCE REQUIREMENTS: REFERENCE 179, APPENDIX III.
PRESSURE (PSIA)	14.7	124.7	85	179	TEST		
RELATIVE HUMIDITY (%)	90	100	85	179	TEST		
RADIATION	1.02 E3	2.05 E8	85	179	TEST		REMARKS:
AGING	40 YRS.	40 YRS.	N/A	179	TEST & ANAL.		

DEFICIENCY RESOLUTION:

PREPARED BY: FMV DATE: 03/19/84 REVISION DATE: 03/19/84

FACILITY: LGS UNIT: 1 DOCKET: 50-352 EQRR: 145

REVIEWED BY: WJB DATE: 03/19/84

SYSTEM: REACTOR ENCLOSURE HVAC - RECIRC. MODE

ACCY: SPEC: N/A
DEMON: N/A
REF: N/A

LOCATION: ROOM 506C

PLANT ID: HV-76-167

RACK/PANEL: N/A

COMPONENT: PILOT SOLENOID VALVE
ASSOC COMP: AIR OPERATOR
ASSOC COMP: VALVE

MODEL NO.: NP8316A74E
ASSOC M/N: N/A
ASSOC M/N: N/A

ASSOC. DWG: LOC: M-1093
P&ID: M-76

MANUFACTU: AUTOMATIC SWITCH COMPANY
ASSOC MANF: BETTIS
ASSOC MANF: ALLIS - CHALMERS

SERIAL NO: N/A
ASSOC S/N: N/A
ASSOC S/N: N/A

SERVICE: PILOT SOLENOID FOR REFUELING FLOOR AIR EXHAUST ISOLATION VALVE. NORMALLY ENERGIZED OPEN.

P.O. NO: M-70

FUNCTION: ISOLATES REACTOR ENCLOSURE FROM REFUELING FLOOR EXHAUST FAN UNITS UPON RECEIPT OF ISOLATION SIGNAL. REQUIRED FOR LOCA ONLY.

SUBMERGENCE: N/A

CHEMICAL SPRAY: N/A

PARAMETER	ENVIRONMENT		DOCUMENTATION REFERENCE		QUALIFICATION	OUTSTANDING ITEMS	INTERFACES:
	SPECIFICATION	QUALIFICATION	SPECIFICATION	QUALIFICATION	METHOD		LUGS: EQRR 171 CABLE: EQRR 22
OPERATING TIME	1 HR.	30 DAYS	534	179	TEST		
TEMPERATURE (F)	115	346	85	179	TEST		MAINTENANCE REQUIREMENTS: REFERENCE 179, APPENDIX III.
PRESSURE (PSIA)	14.7	124.7	85	179	TEST		
RELATIVE HUMIDITY (%)	90	100	85	179	TEST		
RADIATION	9.52 E4	2.05 E8	85	179	TEST		REMARKS:
AGING	40 YRS.	40 YRS.	N/A	179	TEST & ANAL.		

DEFICIENCY RESOLUTION:

PREPARED BY: FMV DATE: 03/19/84 REVISION DATE: 03/19/84

FACILITY: LGS UNIT: 1 DOCKET: 50-352 EQRR: 145

REVIEWED BY: WJB DATE: 03/19/84

SYSTEM: REACTOR ENCLOSURE HVAC - RECIRC. MODE
ACCY: SPEC: N/A DEMON: N/A REF: N/A
LOCATION: ROOM 506C
RACK/PANEL: N/A

PLANT ID: HV-76-168

COMPONENT: PILOT SOLENOID VALVE
ASSOC COMP: AIR OPERATOR
ASSOC COMP: VALVE
MODEL NO.: NP8316A74E
ASSOC M/N: N/A
ASSOC M/N: N/A
ASSOC. DWG: LOC: M-1093 P&ID: M-76

MANUFACTU: AUTOMATIC SWITCH COMPANY
ASSOC MANF: BETTIS
ASSOC MANF: ALLIS - CHALMERS
SERIAL NO: N/A
ASSOC S/N: N/A
ASSOC S/N: N/A

SERVICE: PILOT SOLENOID FOR REFUELING FLOOR AIR EXHAUST ISOLATION VALVE. NORMALLY ENERGIZED OPEN.
P.O. NO: M-70

FUNCTION: ISOLATES REACTOR ENCLOSURE FROM REFUELING FLOOR EXHAUST FAN UNITS UPON RECEIPT OF ISOLATION SIGNAL. REQUIRED FOR LOCA ONLY.
SUBMERGENCE: N/A

CHEMICAL SPRAY: N/A

PARAMETER	ENVIRONMENT		DOCUMENTATION REFERENCE		QUALIFICATION	OUTSTANDING ITEMS	INTERFACES:
	SPECIFICATION	QUALIFICATION	SPECIFICATION	QUALIFICATION	METHOD		LUGS: EQRR 171 CABLE: EQRR 22
OPERATING TIME	1 HR.	30 DAYS	534	179	TEST		
TEMPERATURE (F)	115	346	85	179	TEST		MAINTENANCE REQUIREMENTS: REFERENCE 179, APPENDIX III.
PRESSURE (PSIA)	14.7	124.7	85	179	TEST		
RELATIVE HUMIDITY (%)	90	100	85	179	TEST		
RADIATION	9.52 E4	2.05 E8	85	179	TEST		REMARKS:
AGING	40 YRS.	40 YRS.	N/A	179	TEST & ANAL.		

DEFICIENCY RESOLUTION:

PREPARED BY: FMV DATE: 03/19/84 REVISION DATE: 03/19/84

FACILITY: LGS UNIT: 1 DOCKET: 50-352 EQRR: 145

REVIEWED BY: WJB DATE: 03/19/84

SYSTEM: REACTOR ENCLOSURE HVAC - RECIRC. MODE

ACCY: SPEC: N/A
DEMON: N/A
REF: N/A

LOCATION: ROOM 605

PLANT ID: HV-76-169

RACK/PANEL: N/A

COMPONENT: PILOT SOLENOID VALVE
ASSOC COMP: AIR OPERATOR
ASSOC COMP: VALVE

MODEL NO.: NP8316A74E
ASSOC M/N: N/A
ASSOC M/N: N/A

ASSOC. DWG: LOC: M-1096
P&ID: M-76

MANUFACTU: AUTOMATIC SWITCH COMPANY
ASSOC MANF: BETTIS
ASSOC MANF: ALLIS - CHALMERS

SERIAL NO: N/A
ASSOC S/N: N/A
ASSOC S/N: N/A

SERVICE: PILOT SOLENOID VALVE FOR REFUELING FLOOR EXHAUST CROSS TIE TO REACTOR ENCLOSURE AIR RECIRCULATION SYSTEM. NORMALLY ENERGIZED CLOSED.

P.O. NO: M-70

FUNCTION: OPENS TO PERMIT CONNECTION OF REFUELING FLOOR EXHAUST DUCTWORK TO RERS UPON RECEIPT OF ISOLATION SIGNAL. REQUIRED FOR LOCA ONLY.

SUBMERGENCE: N/A

CHEMICAL SPRAY: N/A

PARAMETER	ENVIRONMENT		DOCUMENTATION REFERENCE		QUALIFICATION	OUTSTANDING ITEMS	INTERFACES:
	SPECIFICATION	QUALIFICATION	SPECIFICATION	QUALIFICATION	METHOD		LUGS: EQRR 171 CABLE: EQRR 22
OPERATING TIME	1 HR.	30 DAYS	534	179	TEST		
TEMPERATURE (F)	115	346	85	179	TEST		MAINTENANCE REQUIREMENTS: REFERENCE 179, APPENDIX III.
PRESSURE (PSIA)	14.7	124.7	85	179	TEST		
RELATIVE HUMIDITY (%)	90	100	85	179	TEST		
RADIATION	1.02 E3	2.05 E8	85	179	TEST		REMARKS:
AGING	40 YRS.	40 YRS.	N/A	179	TEST & ANAL.		

DEFICIENCY RESOLUTION:

PREPARED BY: FMV DATE: 03/19/84 REVISION DATE: 03/19/84

FACILITY: LGS UNIT: 1 DOCKET: 50-352 EQRR: 145

REVIEWED BY: WJB DATE: 03/19/84

SYSTEM: REACTOR ENCLOSURE HVAC - RECIRC. MODE

PLANT ID: HV-76-170

ACCY: SPEC: N/A
DEMON: N/A
REF: N/A

LOCATION: ROOM 605

RACK/PANEL: N/A

COMPONENT: PILOT SOLENOID VALVE
ASSOC COMP: AIR OPERATOR
ASSOC COMP: VALVE

MODEL NO.: NP8316A74E
ASSOC M/N: N/A
ASSOC M/N: N/A

ASSOC. DWG: LOC: M-1096
P&ID: M-76

MANUFACTU: AUTOMATIC SWITCH COMPANY
ASSOC MANF: BETTIS
ASSOC MANF: ALLIS - CHALMERS

SERIAL NO: N/A
ASSOC S/N: N/A
ASSOC S/N: N/A

SERVICE: PILOT SOLENOID VALVE FOR REFUELING FLOOR EXHAUST CROSS TIE TO REACTOR ENCLOSURE AIR RECIRCULATION SYSTEM. NORMALLY ENERGIZED CLOSED.

P.O. NO: M-70

FUNCTION: OPENS TO PERMIT CONNECTION OF REFUELING FLOOR EXHAUST DUCTWORK TO RERS UPON RECEIPT OF ISOLATION SIGNAL. REQUIRED FOR LOCA ONLY.

SUBMERGENCE: N/A

CHEMICAL SPRAY: N/A

PARAMETER	ENVIRONMENT		DOCUMENTATION REFERENCE		QUALIFICATION	OUTSTANDING ITEMS	INTERFACES:
	SPECIFICATION	QUALIFICATION	SPECIFICATION	QUALIFICATION	METHOD		LUGS: EQRR 171 CABLE: EQRR 22
OPERATING TIME	1 HR.	30 DAYS	534	179	TEST		
TEMPERATURE (F)	115	346	85	179	TEST		MAINTENANCE REQUIREMENTS: REFERENCE 179, APPENDIX III.
PRESSURE (PSIA)	14.7	124.7	85	179	TEST		
RELATIVE HUMIDITY (%)	90	100	85	179	TEST		
RADIATION	1.02 E3	2.05 E8	85	179	TEST		REMARKS: REQUIRES SEALED INSTALLATION.
AGING	40 YRS.	40 YRS.	N/A	179	TEST & ANAL.		

DEFICIENCY RESOLUTION:

PREPARED BY: RDC DATE: 07/11/83 REVISION DATE: 07/11/83

FACILITY: LGS UNIT: 1 DOCKET: 50-352 EQRR: 141

REVIEWED BY: FMV DATE: 07/11/83

SYSTEM: REACTOR ENCLOSURE HVAC - RECIRC. MODE

ACCY: SPEC: N/A
DEMON: N/A
REF: N/A

LOCATION: ROOM 605

PLANT ID: HV-76-184A

RACK/PANEL: N/A

COMPONENT: ELECTRO-HYDRAULIC ACTUATOR
ASSOC COMP: VALVE
ASSOC COMP: N/A

MODEL NO.: FD-18941
ASSOC M/N: N/A
ASSOC M/N: N/A

ASSOC. DWG: LOC: M-1100
P&ID: M-76

MANUFACTU: PAUL-MUNROE HYDRAULICS, INC.
ASSOC MANF: ALLIS - CHALMERS
ASSOC MANF: N/A

SERIAL NO:
ASSOC S/N: N/A
ASSOC S/N: N/A

SERVICE: REACTOR ENCLOSURE AIR RECIRCULATION SYSTEM CHARCOAL FILTERS COOLDOWN AIR. NORMALLY CLOSED, FAILS CLOSED.

P.O. NO: M-70

FUNCTION: OPENED TO PROVIDE COOLDOWN AIR FLOW ACROSS CHARCOAL FILTERS. REQUIRED FOR LOCA ONLY.

SUBMERGENCE: N/A

CHEMICAL SPRAY: N/A

PARAMETER	ENVIRONMENT		DOCUMENTATION REFERENCE		QUALIFICATION	OUTSTANDING ITEMS	INTERFACES: CABLE: EQRR 22
	SPECIFICATION	QUALIFICATION	SPECIFICATION	QUALIFICATION	METHOD		
OPERATING TIME	180 DAYS	180 DAYS	534	69	TEST & ANAL.		
TEMPERATURE (F)	120	350	85	69	TEST		MAINTENANCE REQUIREMENTS: REFERENCE 69 APPENDIX II PA18964 PAGES 2,3.
PRESSURE (PSIA)	14.7	80.7	85	69	TEST		
RELATIVE HUMIDITY (%)	90	100	85	69	TEST		
RADIATION	6.71 E4	1.00 E8	85	69	TEST		REMARKS:
AGING	40 YRS.	40 YRS.	N/A	69	TEST & ANAL.		

DEFICIENCY RESOLUTION:

PREPARED BY: RDC DATE: 07/11/83 REVISION DATE: 07/11/83

FACILITY: LGS UNIT: 1 DOCKET: 50-352 EQRR: 141

REVIEWED BY: FMV DATE: 07/11/83

SYSTEM: REACTOR ENCLOSURE HVAC - RECIRC. MODE

ACCY: SPEC: N/A
DEMON: N/A
REF: N/A

LOCATION: ROOM 605

PLANT ID: HV-76-184B

RACK/PANEL: N/A

COMPONENT: ELECTRO-HYDRAULIC ACTUATOR
ASSOC COMP: VALVE
ASSOC COMP: N/A

MODEL NO.: PD-18941
ASSOC M/N: N/A
ASSOC M/N: N/A

ASSOC. DWG: LOC: M-1100
P&ID: M-76

MANUFACTU: PAUL-MUNROE HYDRAULICS, INC.
ASSOC MANF: ALLIS - CHALMERS
ASSOC MANF: N/A

SERIAL NO:
ASSOC S/N: N/A
ASSOC S/N: N/A

SERVICE: REACTOR ENCLOSURE AIR RECIRCULATION SYSTEM CHARCOAL FILTERS COOLDOWN AIR. NORMALLY CLOSED, FAILS CLOSED.

P.O. NO: M-70

FUNCTION: OPENED TO PROVIDE COOLDOWN AIR FLOW ACROSS CHARCOAL FILTERS. REQUIRED FOR LOCA ONLY.

SUBMERGENCE: N/A

CHEMICAL SPRAY: N/A

PARAMETER	ENVIRONMENT		DOCUMENTATION REFERENCE		QUALIFICATION	OUTSTANDING ITEMS	INTERFACES: CABLE: EQRR 22
	SPECIFICATION	QUALIFICATION	SPECIFICATION	QUALIFICATION	METHOD		
OPERATING TIME	180 DAYS	180 DAYS	534	69	TEST & ANAL.		
TEMPERATURE (F)	120	350	85	69	TEST		MAINTENANCE REQUIREMENTS: REFERENCE 69 APPENDIX II PA18964 PAGES 2,3.
PRESSURE (PSIA)	14.7	80.7	85	69	TEST		
RELATIVE HUMIDITY (%)	90	100	85	69	TEST		
RADIATION	6.71 E4	1.00 E8	85	69	TEST		REMARKS:
AGING	40 YRS.	40 YRS.	N/A	69	TEST & ANAL.		

DEFICIENCY RESOLUTION:

PREPARED BY: RDC DATE: 07/11/83 REVISION DATE: 07/11/83

FACILITY: LGS UNIT: 1 DOCKET: 50-352 EQRR: 141

REVIEWED BY: FMV DATE: 07/11/83

SYSTEM: REACTOR ENCLOSURE HVAC - RECIRC. MODE

PLANT ID: HV-76-191A

ACCY: SPEC: N/A
DEMON: N/A
REF: N/A

LOCATION: ROOM 605

RACK/PANEL: N/A

COMPONENT: ELECTRO-HYDRAULIC ACTUATOR
ASSOC COMP: VALVE
ASSOC COMP: N/A

MODEL NO.: PD-18941
ASSOC M/N: N/A
ASSOC M/N: N/A

ASSOC. DWG: LOC: M-1100
P&ID: M-76

MANUFACTU: PAUL-MUNROE HYDRAULICS, INC.
ASSOC MANF: ALLIS - CHALMERS
ASSOC MANF: N/A

SERIAL NO:
ASSOC S/N: N/A
ASSOC S/N: N/A

SERVICE: REACTOR ENCLOSURE AIR RECIRCULATION SYSTEM CHARCOAL FILTERS COOLDOWN AIR. NORMALLY CLOSED, FAILS CLOSED.

P.O. NO: M-70

FUNCTION: OPENED TO PROVIDE COOLDOWN AIR FLOW ACROSS CHARCOAL FILTERS. REQUIRED FOR LOCA ONLY.

SUBMERGENCE: N/A

CHEMICAL SPRAY: N/A

PARAMETER	ENVIRONMENT		DOCUMENTATION REFERENCE		QUALIFICATION		INTERFACES:
	SPECIFICATION	QUALIFICATION	SPECIFICATION	QUALIFICATION	METHOD	OUTSTANDING ITEMS	CABLE: EQRR 22
OPERATING TIME	180 DAYS	180 DAYS	534	69	TEST & ANAL.		
TEMPERATURE (F)	120	350	85	69	TEST		MAINTENANCE REQUIREMENTS: REFERENCE 69 APPENDIX II PA18964 PAGES 2,3.
PRESSURE (PSIA)	14.7	80.7	85	69	TEST		
RELATIVE HUMIDITY (%)	90	100	85	69	TEST		
RADIATION	6.71 E4	1.00 E8	85	69	TEST		REMARKS:
AGING	40 YRS.	40 YRS.	N/A	69	TEST & ANAL.		

DEFICIENCY RESOLUTION:

PREPARED BY: RDC DATE: 07/11/83 REVISION DATE: 07/11/83

FACILITY: LGS UNIT: 1 DOCKET: 50-352 EQRR: 141

REVIEWED BY: FMV DATE: 07/11/83

SYSTEM: REACTOR ENCLOSURE HVAC - RECIRC. MODE

ACCY: SPEC: N/A
DEMON: N/A
REF: N/A

LOCATION: ROOM 605

PLANT ID: HV-76-191B

RACK/PANEL: N/A

COMPONENT: ELECTRO-HYDRAULIC ACTUATOR
ASSOC COMP: VALVE
ASSOC COMP: N/A

MODEL NO.: PD-18941
ASSOC M/N: N/A
ASSOC M/N: N/A

ASSOC. DWG: LOC: M-1100
P&ID: M-76

MANUFACTU: PAUL-MUNROE HYDRAULICS, INC.
ASSOC MANF: ALLIS - CHALMERS
ASSOC MANF: N/A

SERIAL NO:
ASSOC S/N: N/A
ASSOC S/N: N/A

SERVICE: REACTOR ENCLOSURE AIR RECIRCULATION SYSTEM CHARCOAL FILTERS COOLDOWN AIR. NORMALLY CLOSED, FAILS CLOSED.

P.O. NO: M-70

FUNCTION: OPENED TO PROVIDE COOLDOWN AIR FLOW ACROSS CHARCOAL FILTERS. REQUIRED FOR LOCA ONLY.

SUBMERGENCE: N/A

CHEMICAL SPRAY: N/A

PARAMETER	ENVIRONMENT		DOCUMENTATION REFERENCE		QUALIFICATION	OUTSTANDING ITEMS	INTERFACES: CABLE: EQRR 22
	SPECIFICATION	QUALIFICATION	SPECIFICATION	QUALIFICATION	METHOD		
OPERATING TIME	180 DAYS	180 DAYS	534	69	TEST & ANAL.		
TEMPERATURE (F)	120	350	85	69	TEST		MAINTENANCE REQUIREMENTS: REFERENCE 69 APPENDIX II PA18964 PAGES 2,3.
PRESSURE (PSIA)	14.7	80.7	85	69	TEST		
RELATIVE HUMIDITY (%)	90	100	85	69	TEST		
RADIATION	6.71 E4	1.00 E8	85	69	TEST		REMARKS:
AGING	40 YRS.	40 YRS.	N/A	69	TEST & ANAL.		

DEFICIENCY RESOLUTION:

PREPARED BY: FMV DATE: 03/09/84 REVISION DATE: 03/09/84

FACILITY: LGS UNIT: 1 DOCKET: 50-352 EQRR: 145

REVIEWED BY: WJB DATE: 03/09/84

SYSTEM: REACTOR ENCLOSURE HVAC - RECIRC. MODE

PLANT ID: HV-76-196

COMPONENT: PILOT SOLENOID VALVE
ASSOC COMP: AIR OPERATOR
ASSOC COMP: VALVE

MANUFACTU: AUTOMATIC SWITCH COMPANY
ASSOC MANF: BETTIS
ASSOC MANF: ALLIS - CHALMERS

SERVICE: REACTOR ENCLOSURE HVAC

FUNCTION: PILOT SOLENOID NORMALLY ENERGIZED CLOSED.

ACCY: SPEC: N/A
DEMON: N/A
REF: N/A

MODEL NO.: NP 831654E
ASSOC M/N: N/A
ASSOC M/N: N/A

SERIAL NO: N/A
ASSOC S/N: N/A
ASSOC S/N: N/A

LOCATION: ROOM 601

RACK/PANEL: N/A
N/A

ASSOC. DWG: LOC: M-1080
P&ID: M-76

P.O. NO: M-70

SUBMERGENCE: N/A

CHEMICAL SPRAY: N/A
N/A

PARAMETER	ENVIRONMENT		DOCUMENTATION REFERENCE		QUALIFICATION	OUTSTANDING ITEMS	INTERFACES: LUGS: EQRR 171 CABLE: EQRR 22
	SPECIFICATION	QUALIFICATION	SPECIFICATION	QUALIFICATION	METHOD		
OPERATING TIME	1 HR.	30 DAYS	534	179	TEST		
TEMPERATURE (F)	115	346	85	179	TEST		MAINTENANCE REQUIREMENTS: REFERENCE 179, APPENDIX III
PRESSURE (PSIA)	14.7	124.7	85	179	TEST		
RELATIVE HUMIDITY (%)	90	100	85	179	TEST		
RADIATION	1.02 E3	2.0 E8	85	179	TEST		REMARKS:
AGING	40 YRS.	40 YRS.	N/A	179	TEST & ANAL.		

DEFICIENCY RESOLUTION:

FACILITY: LGS UNIT: 1 DOCKET: 50-352 EQRR: 145

PREPARED BY: FMV DATE: 03/09/84 REVISION DATE: 03/09/84

REVIEWED BY: WJB DATE: 03/09/84

SYSTEM: REACTOR ENCLOSURE HVAC - RECIRC. MODE

PLANT ID: HV-76-197

COMPONENT: PILOT SOLENOID VALVE
ASSOC COMP: AIR OPERATOR
ASSOC COMP: VALVE

MANUFACTU: AUTOMATIC SWITCH COMPANY
ASSOC MANF: BETTIS
ASSOC MANF: ALLIS - CHALMERS

SERVICE: REACTOR ENCLOSURE HVAC

FUNCTION: PILOT SOLENOID NORMALLY ENERGIZED CLOSED.

ACCY: SPEC: N/A
DEMON: N/A
REF: N/A

MODEL NO.: NP 831654E
ASSOC M/N: N/A
ASSOC M/N: N/A

SERIAL NO: N/A
ASSOC S/N: N/A
ASSOC S/N: N/A

LOCATION: ROOM 601

RACK/PANEL: N/A
N/A

ASSOC. DWG: LOC: M-1080
P&ID: M-76

P.O. NO: M-70

SUBMERGENCE: N/A

CHEMICAL SPRAY: N/A
N/A

PARAMETER	ENVIRONMENT		DOCUMENTATION REFERENCE		QUALIFICATION	OUTSTANDING ITEMS	INTERFACES: LUGS: EQRR 171 CABLE: EQRR 22
	SPECIFICATION	QUALIFICATION	SPECIFICATION	QUALIFICATION	METHOD		
OPERATING TIME	1 HR.	30 DAYS	534	179	TEST		
TEMPERATURE (F)	115	346	85	179	TEST		MAINTENANCE REQUIREMENTS: REFERENCE 179, APPENDIX III
PRESSURE (PSIA)	14.7	124.7	85	179	TEST		
RELATIVE HUMIDITY (%)	90	100	85	179	TEST		
RADIATION	1.02 E3	2.0 E8	85	179	TEST		REMARKS:
AGING	40 YRS.	40 YRS.	N/A	179	TEST & ANAL.		

DEFICIENCY RESOLUTION:

PREPARED BY: FMV DATE: 04/18/84 REVISION DATE: 04/18/84

FACILITY: LGS UNIT: 1 DOCKET: 50-352 EQRR: 144

REVIEWED BY: WJB DATE: 04/18/84

SYSTEM: REACTOR ENCLOSURE HVAC - RECIRC. MODE

ACCY: SPEC: +2% F.S.
DEMON: +1.8% FS
REF: 161

LOCATION: ROOM 602

PLANT ID: PDT-76-399A

RACK/PANEL: OAC254

COMPONENT: PRESSURE DIFFERENTIAL TRANSMITTER
ASSOC COMP: N/A
ASSOC COMP: N/A

MODEL NO.: P-24
ASSOC M/N: N/A
ASSOC M/N: N/A

ASSOC. DWG: LOC: M-1079
P&ID: M-76
ELEC: E-686 (SHEET 12)

MANUFACTU: TAVIS
ASSOC MANF: N/A
ASSOC MANF: N/A

SERIAL NO:
ASSOC S/N: N/A
ASSOC S/N: N/A

SERVICE: REFUELING FLOOR HVAC.

P.O. NO: M-66 S/C

FUNCTION: MEASURES DIFFERENTIAL PRESSURE BETWEEN THE REFUELING FLOOR AND OUTSIDE AIR. PROVIDES SIGNAL TO XDY-76-099A FOR REFUELING FLOOR ISOLATION. REQUIRED FOR LOCA AND ALL HELBS.

SUBMERGENCE: N/A

CHEMICAL SPRAY: N/A

PARAMETER	ENVIRONMENT		DOCUMENTATION REFERENCE		QUALIFICATION	OUTSTANDING ITEMS	INTERFACES:
	SPECIFICATION	QUALIFICATION	SPECIFICATION	QUALIFICATION	METHOD		
OPERATING TIME	180 DAY	180 DAYS	78,548	161	TEST & ANAL.		
TEMPERATURE (F)	120	135	85	161	TEST & ANAL.		MAINTENANCE REQUIREMENTS:
PRESSURE (PSIA)	14.7	14.7	85	161	TEST		
RELATIVE HUMIDITY (%)	90	90	85	161	TEST		
RADIATION	1.12 E4	1 E5	85	161	TEST & ANAL.		REMARKS:
AGING	40 YRS.	8 YRS.	N/A	161	TEST & ANAL.		

DEFICIENCY RESOLUTION:

PREPARED BY: FMV DATE: 04/18/84 REVISION DATE: 04/18/84

FACILITY: LGS UNIT: 1 DOCKET: 50-352 EQRR: 144

REVIEWED BY: WJB DATE: 04/18/84

SYSTEM: REACTOR ENCLOSURE HVAC - RECIRC. MODE

ACCY: SPEC: +2% F.S.
DEMON: +1.8% FS
REF: 161

LOCATION: ROOM 602

PLANT ID: PDT-76-399B

RACK/PANEL: OBC254

COMPONENT: PRESSURE DIFFERENTIAL TRANSMITTER

MODEL NO.: P-24

ASSOC COMP: N/A

ASSOC M/N: N/A

ASSOC. DWG: LOC: M-1079
P&ID: M-76
ELEC: E-686 (SHEET 12)

ASSOC COMP: N/A

ASSOC M/N: N/A

MANUFACTU: TAVIS

SERIAL NO:

ASSOC MANF: N/A

ASSOC S/N: N/A

ASSOC MANF: N/A

ASSOC S/N: N/A

SERVICE: REFUELING FLOOR HVAC.

P.O. NO: M-66 S/C

FUNCTION: MEASURES DIFFERENTIAL PRESSURE BETWEEN THE REFUELING FLOOR AND OUTSIDE AIR. PROVIDES SIGNAL TO XDY-76-198B FOR REFUELING FLOOR ISOLATION. REQUIRED FOR LOCA AND ALL HELBS.

SUBMERGENCE: N/A

CHEMICAL SPRAY: N/A

PARAMETER	ENVIRONMENT		DOCUMENTATION REFERENCE		QUALIFICATION	OUTSTANDING ITEMS	INTERFACES:
	SPECIFICATION	QUALIFICATION	SPECIFICATION	QUALIFICATION	METHOD		
OPERATING TIME	180 DAY	180 DAYS	78,548	161	TEST & ANAL.		
TEMPERATURE (F)	120	135	85	161	TEST & ANAL.		MAINTENANCE REQUIREMENTS:
PRESSURE (PSIA)	14.7	14.7	85	161	TEST		
RELATIVE HUMIDITY (%)	90	90	85	161	TEST		
RADIATION	1.12 E4	1 E5	85	161	TEST & ANAL.		REMARKS:
AGING	40 YRS.	8 YRS.	N/A	161	TEST & ANAL.		

DEFICIENCY RESOLUTION:

PREPARED BY: FMV DATE: 04/18/84 REVISION DATE: 04/18/84

FACILITY: LGS UNIT: 1 DOCKET: 50-352 EQRR: 144

REVIEWED BY: WJB DATE: 04/18/84

SYSTEM: REACTOR ENCLOSURE HVAC - RECIRC. MODE

PLANT ID: PDT-76-498A

ACCY: SPEC: +2% F.S.
DEMON: +1.8% FS
REF: 161

LOCATION: ROOM 602

RACK/PANEL: 1AC253

COMPONENT: PRESSURE DIFFERENTIAL TRANSMITTER
ASSOC COMP: N/A
ASSOC COMP: N/A

MODEL NO.: P-24
ASSOC M/N: N/A
ASSOC M/N: N/A

ASSOC. DWG: LOC: M-1079
P&ID: M-76
ELEC: E-686 (SHEET 13)

MANUFACTU: TAVIS
ASSOC MANF: N/A
ASSOC MANF: N/A

SERIAL NO:
ASSOC S/N: N/A
ASSOC S/N: N/A

SERVICE: REACTOR ENCLOSURE HVAC.

P.O. NO: M-66 S/C

FUNCTION: MEASURES DIFFERENTIAL PRESSURE BETWEEN THE REACTOR ENCLOSURE AND OUTSIDE AIR. PROVIDES SIGNAL TO XDY-76-198A FOR REACTOR ENCLOSURE ISOLATION. REQUIRED FOR LOCA AND ALL HELBS.

SUBMERGENCE: N/A

CHEMICAL SPRAY: N/A

PARAMETER	ENVIRONMENT		DOCUMENTATION REFERENCE		QUALIFICATION	OUTSTANDING ITEMS	INTERFACES:
	SPECIFICATION	QUALIFICATION	SPECIFICATION	QUALIFICATION	METHOD		
OPERATING TIME	180 DAY	180 DAYS	78,548	161	TEST & ANAL.		
TEMPERATURE (F)	120	135	85	161	TEST & ANAL.		MAINTENANCE REQUIREMENTS:
PRESSURE (PSIA)	14.7	14.7	85	161	TEST		
RELATIVE HUMIDITY (%)	90	90	85	161	TEST		
RADIATION	1.12 E4	1 E5	85	161	TEST & ANAL.		REMARKS:
AGING	40 YRS.	8 YRS.	N/A	161	TEST & ANAL.		

DEFICIENCY RESOLUTION:

PREPARED BY: FMV DATE: 04/18/84 REVISION DATE: 04/18/84

FACILITY: LGS UNIT: 1 DOCKET: 50-352 EQRR: 144

REVIEWED BY: WJB DATE: 04/18/84

SYSTEM: REACTOR ENCLOSURE HVAC - RECIRC. MODE

PLANT ID: PDT-76-498B

COMPONENT: PRESSURE DIFFERENTIAL TRANSMITTER
ASSOC COMP: N/A
ASSOC COMP: N/A

MANUFACTU: TAVIS
ASSOC MANF: N/A
ASSOC MANF: N/A

SERVICE: REACTOR ENCLOSURE HVAC.

FUNCTION: MEASURES DIFFERENTIAL PRESSURE BETWEEN THE REACTOR ENCLOSURE AND OUTSIDE AIR. PROVIDES SIGNAL TO XDY-76-198B FOR REACTOR ENCLOSURE ISOLATION. REQUIRED FOR LOCA AND ALL HELBS.

ACCY: SPEC: +2% F.S.
DEMON: +1.8% FS
REF: 161

MODEL NO.: P-24
ASSOC M/N: N/A
ASSOC M/N: N/A

SERIAL NO:
ASSOC S/N: N/A
ASSOC S/N: N/A

LOCATION: ROOM 602

RACK/PANEL: 1BC253

ASSOC. DWG: LOC: M-1079
P&ID: M-76
ELEC: E-686 (SHEET 13)

P.O. NO: M-66 S/C

SUBMERGENCE: N/A

CHEMICAL SPRAY: N/A

PARAMETER	ENVIRONMENT		DOCUMENTATION REFERENCE		QUALIFICATION	OUTSTANDING ITEMS	INTERFACES:
	SPECIFICATION	QUALIFICATION	SPECIFICATION	QUALIFICATION	METHOD		
OPERATING TIME	180 DAY	180 DAYS	78,548	161	TEST & ANAL.		
TEMPERATURE (F)	120	135	85	161	TEST & ANAL.		MAINTENANCE REQUIREMENTS:
PRESSURE (PSIA)	14.7	14.7	85	161	TEST		
RELATIVE HUMIDITY (%)	90	90	85	161	TEST		
RADIATION	1.12 E4	1 E5	85	161	TEST & ANAL.		REMARKS:
AGING	40 YRS.	8 YRS.	N/A	161	TEST & ANAL.		

DEFICIENCY RESOLUTION:

PREPARED BY: FMV DATE: 03/19/84 REVISION DATE: 03/19/84

FACILITY: LGS UNIT: 1 DOCKET: 50-352 EQRR: 54

REVIEWED BY: WJB DATE: 03/19/84

SYSTEM: REACTOR ENCLOSURE HVAC - RECIRC. MODE

ACCY: SPEC: N/A
DEMON: N/A
REF: N/A

LOCATION: ROOM 624A

PLANT ID: SV-76-006A

RACK/PANEL: N/A

COMPONENT: SOLENOID VALVE
ASSOC COMP: N/A
ASSOC COMP: N/A

MODEL NO.: 76EE-004
ASSOC M/N: N/A
ASSOC M/N: N/A

ASSOC. DWG: LOC: M-1059
P&ID: M-76

MANUFACTU: TARGET ROCK CORP.
ASSOC MANF: N/A
ASSOC MANF: N/A

SERIAL NO: N/A
ASSOC S/N: N/A
ASSOC S/N: N/A

SERVICE: REACTOR ENCLOSURE SECONDARY CONTAINMENT AND REFUELING FLOOR ATMOSPHERE CLEANUP

P.O. NO: M-245

FUNCTION: PROVIDE AIR TO CARBON FILTERS OF SGTS.

SUBMERGENCE: N/A

CHEMICAL SPRAY: N/A

PARAMETER	ENVIRONMENT		DOCUMENTATION REFERENCE		QUALIFICATION	OUTSTANDING ITEMS	INTERFACES:
	SPECIFICATION	QUALIFICATION	SPECIFICATION	QUALIFICATION	METHOD		CONDUIT SEAL REQUIRED. REF. 801.
OPERATING TIME	180 DAYS	180 DAYS	76	801	TEST & ANAL.		
TEMPERATURE (F)	120	385	85	50	TEST		MAINTENANCE REQUIREMENTS: REF. 801: SILICONE RUBBER PARTS HAVE A 5 YR. LIFE. MUST FOLLOW MAINTENANCE INSTRUCTIONS IN SECT. 4.
PRESSURE (PSIA)	14.7	80.7	85	50	TEST		
RELATIVE HUMIDITY (%)	90	100	85	50	TEST		
RADIATION	3.3 E5	1.126 E8	85	50	TEST		REMARKS:
AGING	40 YRS.	40 YRS.	N/A	50	TEST		

DEFICIENCY RESOLUTION:

PREPARED BY: FMV DATE: 03/19/84 REVISION DATE: 03/19/84

FACILITY: LGS UNIT: 1 DOCKET: 50-352 EQRR: 54

REVIEWED BY: WJB DATE: 03/19/84

SYSTEM: REACTOR ENCLOSURE HVAC - RECIRC. MODE

ACCY: SPEC: N/A
DEMON: N/A
REF: N/A

LOCATION: ROOM 624A

PLANT ID: SV-76-006B

RACK/PANEL: N/A

COMPONENT: SOLENOID VALVE
ASSOC COMP: N/A
ASSOC COMP: N/A

MODEL NO.: 76EE-004
ASSOC M/N: N/A
ASSOC M/N: N/A

ASSOC. DWG: LOC: M-1059
P&ID: M-76

MANUFACTU: TARGET ROCK CORP.
ASSOC MANF: N/A
ASSOC MANF: N/A

SERIAL NO: N/A
ASSOC S/N: N/A
ASSOC S/N: N/A

SERVICE: REACTOR ENCLOSURE SECONDARY CONTAINMENT AND REFUELING FLOOR ATMOSPHERE CLEANUP

P.O. NO: M-245

FUNCTION: PROVIDE AIR TO CARBON FILTERS OF SGTS.

SUBMERGENCE: N/A

CHEMICAL SPRAY: N/A

PARAMETER	ENVIRONMENT		DOCUMENTATION REFERENCE		QUALIFICATION	OUTSTANDING ITEMS	INTERFACES:
	SPECIFICATION	QUALIFICATION	SPECIFICATION	QUALIFICATION	METHOD		CONDUIT SEAL REQUIRED. REF. 801.
OPERATING TIME	180 DAYS	180 DAYS	78	801	TEST & ANAL.		
TEMPERATURE (F)	120	385	85	50	TEST		MAINTENANCE REQUIREMENTS: REF. 801: SILICONE RUBBER
PRESSURE (PSIA)	14.7	80.7	85	50	TEST		PARTS HAVE A 5 YR. LIFE. MUST FOLLOW MAINTENANCE INSTRUCTIONS IN SECT. 4.
RELATIVE HUMIDITY (%)	90	100	85	50	TEST		
RADIATION	3.3 E5	1.126 E8	85	50	TEST		REMARKS:
AGING	40 YRS.	40 YRS.	N/A	50	TEST		

DEFICIENCY RESOLUTION:

PREPARED BY: FMV DATE: 03/13/84 REVISION DATE: 03/13/84

FACILITY: LGS UNIT: 1 DOCKET: 50-352 EQRR: 54

REVIEWED BY: DJT DATE: 03/13/84

SYSTEM: REACTOR ENCLOSURE HVAC - RECIRC. MODE

ACCY: SPEC: N/A
DEMON: N/A
REF: N/A

LOCATION: ROOM 618

PLANT ID: SV-76-193A

RACK/PANEL: N/A

COMPONENT: SOLENOID VALVE
ASSOC COMP: N/A
ASSOC COMP: N/A

MODEL NO.: 76EE-004
ASSOC M/N: N/A
ASSOC M/N: N/A

ASSOC. DWG: LOC: M-1097
PAID: M-76

MANUFACTU: TARGET ROCK CORP.
ASSOC MANF: N/A
ASSOC MANF: N/A

SERIAL NO: N/A
ASSOC S/N: N/A
ASSOC S/N: N/A

SERVICE: REACTOR ENCLOSURE CARBON FILTER.

P.O. NO: M-245

FUNCTION: NORMALLY OPEN (ENERGIZED) TO PERMIT AIR SUPPLY FLOW TO THE CARBON FILTER.

SUBMERGENCE: N/A

CHEMICAL SPRAY: N/A

PARAMETER	ENVIRONMENT		DOCUMENTATION REFERENCE		QUALIFICATION	OUTSTANDING ITEMS	INTERFACES:
	SPECIFICATION	QUALIFICATION	SPECIFICATION	QUALIFICATION	METHOD		
OPERATING TIME	180 DAYS	180 DAYS	78	50	TEST & ANAL.		
TEMPERATURE (F)	120	385	85	50	TEST		MAINTENANCE REQUIREMENTS: * "O" RINGS TO BE REPLACED EVERY 5 YRS. COILS TO BE REPLACED EVERY 20 YRS.
PRESSURE (PSIA)	14.7	74.7	85	50	TEST		
RELATIVE HUMIDITY (%)	90	100	85	50	TEST		
RADIATION	1.04 E7	1.126 E8	85	50	TEST		REMARKS:
AGING	40 YRS.	40 YRS. *	N/A	50	TEST		

DEFICIENCY RESOLUTION:

PREPARED BY: FMV DATE: 03/13/84 REVISION DATE: 03/13/84

FACILITY: LGS UNIT: 1 DOCKET: 50-352 EQRR: 54

REVIEWED BY: DJT DATE: 03/13/84

SYSTEM: REACTOR ENCLOSURE HVAC - RECIRC. MODE

ACCY: SPEC: N/A
DEMON: N/A
REF: N/A

LOCATION: ROOM 618

PLANT ID: SV-76-193B

RACK/PANEL: N/A

COMPONENT: SOLENOID VALVE

MODEL NO.: 76EE-004

ASSOC COMP: N/A

ASSOC M/N: N/A

ASSOC. DWG: LOC: M-1097

ASSOC COMP: N/A

ASSOC M/N: N/A

P&ID: M-76

MANUFACTU: TARGET ROCK CORP.

SERIAL NO: N/A

ASSOC MANF: N/A

ASSOC S/N: N/A

ASSOC MANF: N/A

ASSOC S/N: N/A

SERVICE: REACTOR ENCLOSURE CARBON FILTER.

P.O. NO: M-245

FUNCTION: NORMALLY OPEN (ENERGIZED) TO PERMIT AIR SUPPLY FLOW TO THE CARBON FILTER.

SUBMERGENCE: N/A

CHEMICAL SPRAY: N/A

PARAMETER	ENVIRONMENT		DOCUMENTATION REFERENCE		QUALIFICATION	OUTSTANDING ITEMS	INTERFACES:
	SPECIFICATION	QUALIFICATION	SPECIFICATION	QUALIFICATION	METHOD		
OPERATING TIME	180 DAYS	180 DAYS	78	50	TEST & ANAL.		
TEMPERATURE (F)	120	385	85	50	TEST		MAINTENANCE REQUIREMENTS: * "O" RINGS TO BE REPLACED EVERY 5 YRS. COILS TO BE REPLACED EVERY 20 YRS
PRESSURE (PSIA)	14.7	74.7	85	50	TEST		
RELATIVE HUMIDITY (%)	90	100	85	50	TEST		
RADIATION	1.04 E7	1.126 E8	85	50	TEST		REMARKS:
AGING	40 YRS.	40 YRS. *	N/A	50	TEST		

DEFICIENCY RESOLUTION:

PREPARED BY: RDC DATE: 06/08/83 REVISION DATE: 01/04/84

FACILITY: LGS UNIT: 1 DOCKET: 50-352 EQRR: 102

REVIEWED BY: FMV DATE: 01/04/84

SYSTEM: REACTOR ENCLOSURE HVAC - RECIRC. MODE

ACCY: SPEC: +/-.45@32F;+/-1.69@200F
DEMON: .01%@32F;+/-.07%@212F
REF: 105,P-46

LOCATION: ROOM 624

RACK/PANEL: N/A

PLANT ID: TE-76-001A

COMPONENT: TEMPERATURE ELEMENT
ASSOC COMP: N/A
ASSOC COMP: N/A

MODEL NO.: S9322
ASSOC M/N: N/A
ASSOC M/N: N/A

ASSOC. DWG: LOC: M-1059
P&ID: M-76

MANUFACTU: MINCO
ASSOC MANF: N/A
ASSOC MANF: N/A

SERIAL NO: N/A
ASSOC S/N: N/A
ASSOC S/N: N/A

SERVICE: STANDBY GAS TREATMENT SYSTEM FILTERS.

P.O. NO: M-066

FUNCTION: PROVIDES SIGNAL TO TIT-76-001A FOR CONTROL OF SGTS FILTERS INCOMING AIR DRYER 0AE188. REQUIRED FOR LOCA AND ALL HELBS.

SUBMERGENCE: N/A

CHEMICAL SPRAY: N/A

PARAMETER	ENVIRONMENT		DOCUMENTATION REFERENCE		QUALIFICATION	OUTSTANDING ITEMS	INTERFACES:
	SPECIFICATION	QUALIFICATION	SPECIFICATION	QUALIFICATION	METHOD		CABLE: EQRR 22
OPERATING TIME	180 DAYS	180 DAYS	70	105,605	TEST & ANAL.		
TEMPERATURE (F)	120	255	85	105	TEST		MAINTENANCE REQUIREMENTS: REFERENCE 105 PAGE 7A, REV. 3.
PRESSURE (PSIA)	14.7	32.7	85	105	TEST		
RELATIVE HUMIDITY (%)	90	100	85	105	TEST		
RADIATION	3.30 E5	6.00 E7	85	105	TEST		REMARKS:
AGING	40 YRS.	40 YRS.	N/A	105	TEST & ANAL.		

DEFICIENCY RESOLUTION:

PREPARED BY: RDC DATE: 06/08/83 REVISION DATE: 01/04/84

FACILITY: LGS UNIT: 1 DOCKET: 50-352 EQRR: 182

REVIEWED BY: FMV DATE: 01/04/84

SYSTEM: REACTOR ENCLOSURE HVAC - RECIRC. MODE

ACCY: SPEC: +/-.45@32F;+/-1.68@200F
DEMON: .01%@32F;+/-.07%@212F
REF: 105,P-46

LOCATION: ROOM 624

RACK/PANEL: N/A

PLANT ID: TE-76-001B

COMPONENT: TEMPERATURE ELEMENT
ASSOC COMP: N/A
ASSOC COMP: N/A

MODEL NO.: 59322
ASSOC M/N: N/A
ASSOC M/N: N/A

ASSOC. DWG: LOC: M-1059
P&ID: M-76

MANUFACTU: MINCO
ASSOC MANF: N/A
ASSOC MANF: N/A

SERIAL NO: N/A
ASSOC S/N: N/A
ASSOC S/N: N/A

SERVICE: STANDBY GAS TREATMENT SYSTEM FILTERS.

P.O. NO: M-066

FUNCTION: PROVIDES SIGNAL TO TIT-76-001B FOR CONTROL OF SGTS FILTERS INCOMING AIR DRYER 0BE188. REQUIRED FOR LOCA AND ALL HELBS.

SUBMERGENCE: N/A

CHEMICAL SPRAY: N/A

PARAMETER	ENVIRONMENT		DOCUMENTATION REFERENCE		QUALIFICATION	OUTSTANDING ITEMS	INTERFACES:
	SPECIFICATION	QUALIFICATION	SPECIFICATION	QUALIFICATION	METHOD		CABLE: EQRR 22
OPERATING TIME	180 DAYS	180 DAYS	78	105,605	TEST & ANAL.		
TEMPERATURE (F)	120	255	85	105	TEST		MAINTENANCE REQUIREMENTS: REFERENCE 105 PAGE 7A, REV. 3.
PRESSURE (PSIA)	14.7	32.7	85	105	TEST		
RELATIVE HUMIDITY (%)	90	100	85	105	TEST		
RADIATION	3.30 E5	6.00 E7	85	105	TEST		REMARKS:
AGING	40 YRS.	40 YRS.	N/A	105	TEST & ANAL.		

DEFICIENCY RESOLUTION:

PREPARED BY: RDC DATE: 06/08/83 REVISION DATE: 01/04/84

FACILITY: LGS UNIT: 1 DOCKET: 50-352 EQRR: 182

REVIEWED BY: FMV DATE: 01/04/84

SYSTEM: REACTOR ENCLOSURE HVAC - RECIRC. MODE

ACCY: SPEC: +/-.45@32F;+/-1.68@200F
DEMON: .01%@32F;+/-.07%@212F
REF: 105,P-46

LOCATION: ROOM 624

RACK/PANEL: N/A

PLANT ID: TE-76-003A

COMPONENT: TEMPERATURE ELEMENT
ASSOC COMP: N/A
ASSOC COMP: N/A

MODEL NO.: S9322
ASSOC M/N: N/A
ASSOC M/N: N/A

ASSOC. DWG: LOC: M-1059
P&ID: M-76

MANUFACTU: MINCO
ASSOC MANF: N/A
ASSOC MANF: N/A

SERIAL NO: N/A
ASSOC S/N: N/A
ASSOC S/N: N/A

SERVICE: STANDBY GAS TREATMENT SYSTEM FILTERS.

P.O. NO: M-066

FUNCTION: PROVIDES SIGNAL TO TIT-76-003A FOR CONTROL OF SGTS FILTERS INCOMING AIR DRYER 0AE188. REQUIRED FOR LOCA AND ALL HELBS.

SUBMERGENCE: N/A

CHEMICAL SPRAY: N/A

PARAMETER	ENVIRONMENT		DOCUMENTATION REFERENCE		QUALIFICATION	OUTSTANDING ITEMS	INTERFACES:
	SPECIFICATION	QUALIFICATION	SPECIFICATION	QUALIFICATION	METHOD		CABLE: EQRR 22
OPERATING TIME	180 DAYS	180 DAYS	78	105,605	TEST & ANAL.		
TEMPERATURE (F)	120	255	85	105	TEST		MAINTENANCE REQUIREMENTS: REFERENCE 105 PAGE 7A, REV. 3.
PRESSURE (PSIA)	14.7	32.7	85	105	TEST		
RELATIVE HUMIDITY (%)	90	100	85	105	TEST		
RADIATION	3.30 E5	6.00 E7	85	105	TEST		REMARKS:
AGING	40 YRS.	40 YRS.	N/A	105	TEST & ANAL.		

DEFICIENCY RESOLUTION:

PREPARED BY: RDC DATE: 06/08/83 REVISION DATE: 01/04/84

FACILITY: LGS UNIT: 1 DOCKET: 50-352 EQRR: 182

REVIEWED BY: FMV DATE: 01/04/84

SYSTEM: REACTOR ENCLOSURE HVAC - RECIRC. MODE

ACCY: SPEC: +/-.45@32F;+/-1.68@200F
DEMON: .01%@32F;+/-.07%@212F
REF: 105,P-46

LOCATION: ROOM 624

PLANT ID: TE-76-003B

RACK/PANEL: N/A

COMPONENT: TEMPERATURE ELEMENT
ASSOC COMP: N/A
ASSOC COMP: N/A

MODEL NO.: S9322
ASSOC M/N: N/A
ASSOC M/N: N/A

ASSOC. DWG: LOC: M-1059
P&ID: M-76

MANUFACTU: MINCO
ASSOC MANF: N/A
ASSOC MANF: N/A

SERIAL NO: N/A
ASSOC S/N: N/A
ASSOC S/N: N/A

SERVICE: STANDBY GAS TREATMENT SYSTEM FILTERS.

P.O. NO: M-066

FUNCTION: PROVIDES SIGNAL TO TIT-76-003B FOR CONTROL OF SGTS FILTERS INCOMING AIR DRYER 0BE188. REQUIRED FOR LOCA AND ALL HELBS.

SUBMERGENCE: N/A

CHEMICAL SPRAY: N/A

PARAMETER	ENVIRONMENT		DOCUMENTATION REFERENCE		QUALIFICATION	OUTSTANDING ITEMS	INTERFACES:
	SPECIFICATION	QUALIFICATION	SPECIFICATION	QUALIFICATION	METHOD		CABLE: EQRR 22
OPERATING TIME	180 DAYS	180 DAYS	78	105,605	TEST & ANAL.		
TEMPERATURE (F)	120	255	85	105	TEST		MAINTENANCE REQUIREMENTS: REFERENCE 105 PAGE 7A, REV. 3.
PRESSURE (PSIA)	14.7	32.7	85	105	TEST		
RELATIVE HUMIDITY (%)	90	100	85	105	TEST		
RADIATION	3.30 E5	6.00 E7	85	105	TEST		REMARKS:
AGING	40 YRS.	40 YRS.	N/A	105	TEST & ANAL.		

DEFICIENCY RESOLUTION:

PREPARED BY: RDC DATE: 06/08/83 REVISION DATE: 01/04/84

FACILITY: LGS UNIT: 1 DOCKET: 50-352 EQRR: 182

REVIEWED BY: FMV DATE: 01/04/84

SYSTEM: REACTOR ENCLOSURE HVAC - RECIRC. MODE

ACCY: SPEC: +/-.45@32F;+/-1.68@200F
DEMON: .01%@32F;+/-.07%@212F
REF: 105,P-46

LOCATION: ROOM 618

RACK/PANEL: N/A

PLANT ID: TE-76-182A

COMPONENT: TEMPERATURE ELEMENT
ASSOC COMP: N/A
ASSOC COMP: N/A

MODEL NO.: S9322
ASSOC M/N: N/A
ASSOC M/N: N/A

ASSOC. DWG: LOC: M-1097
P&ID: M-76

MANUFACTU: MINCO
ASSOC MANF: N/A
ASSOC MANF: N/A

SERIAL NO: N/A
ASSOC S/N: N/A
ASSOC S/N: N/A

SERVICE: REACTOR ENCLOSURE AIR RECIRCULATION SYSTEM.

P.O. NO: M-066

FUNCTION: PROVIDES SIGNAL TO TIT-76-182A FOR CONTROL ROOM INDICATION.
PRESSURE BOUNDARY ONLY. FED FROM CLASS 1E POWER.

SUBMERGENCE: N/A

CHEMICAL SPRAY: N/A

PARAMETER	ENVIRONMENT		DOCUMENTATION REFERENCE		QUALIFICATION	OUTSTANDING ITEMS	INTERFACES: CABLE: EQRR 2.2
	SPECIFICATION	QUALIFICATION	SPECIFICATION	QUALIFICATION	METHOD		
OPERATING TIME	180 DAYS	180 DAYS	78	105,605	TEST & ANAL.		
TEMPERATURE (F)	120	255	85	105	TEST		MAINTENANCE REQUIREMENTS: REFERENCE 105 PAGE 7A, REV. 3.
PRESSURE (PSIA)	14.7	32.7	85	105	TEST		
RELATIVE HUMIDITY (%)	90	100	85	105	TEST		
RADIATION	1.04 E7	6.00 E7	85	105	TEST		REMARKS:
AGING	40 YRS.	40 YRS.	N/A	105	TEST & ANAL.		

DEFICIENCY RESOLUTION:

PREPARED BY: RDC DATE: 06/08/83 REVISION DATE: 01/04/84

FACILITY: LGS UNIT: 1 DOCKET: 50-352 EQRR: 182

REVIEWED BY: FMV DATE: 01/04/84

SYSTEM: REACTOR ENCLOSURE HVAC - RECIRC. MODE

ACCY: SPEC: +/-.45@32F;+/-1.68@200F
DEMON: .01%@32F;+/-.07%@212F
REF: 105,P-46

LOCATION: ROOM 618

PLANT ID: TE-76-182B

RACK/PANEL: N/A

COMPONENT: TEMPERATURE ELEMENT

MODEL NO.: S9322

ASSOC COMP: N/A

ASSOC M/N: N/A

ASSOC. DWG: LOC: M-1097
P&ID: M-76

ASSOC COMP: N/A

ASSOC M/N: N/A

MANUFACTU: MINCO

SERIAL NO: N/A

ASSOC MANF: N/A

ASSOC S/N: N/A

ASSOC MANF: N/A

ASSOC S/N: N/A

SERVICE: REACTOR ENCLOSURE AIR RECIRCULATION SYSTEM.

P.O. NO: M-066

FUNCTION: PROVIDES SIGNAL TO TIT-76-182B FOR CONTROL ROOM INDICATION.
PRESSURE BOUNDARY ONLY. FED FROM CLASS 1E POWER.

SUBMERGENCE: N/A

CHEMICAL SPRAY: N/A

PARAMETER	ENVIRONMENT		DOCUMENTATION REFERENCE		QUALIFICATION	OUTSTANDING ITEMS	INTERFACES: CABLE: EQRR 22
	SPECIFICATION	QUALIFICATION	SPECIFICATION	QUALIFICATION	METHOD		
OPERATING TIME	180 DAYS	180 DAYS	78	105,605	TEST & ANAL.		
TEMPERATURE (F)	120	255	85	105	TEST		MAINTENANCE REQUIREMENTS: REFERENCE 105 PAGE 7A, REV. 3.
PRESSURE (PSIA)	14.7	32.7	85	105	TEST		
RELATIVE HUMIDITY (%)	90	100	85	105	TEST		
RADIATION	1.04 E7	6.00 E7	85	105	TEST		REMARKS:
AGING	40 YRS.	40 YRS.	N/A	105	TEST & ANAL.		

DEFICIENCY RESOLUTION:

PREPARED BY: WJB DATE: 01/10/84 REVISION DATE: 01/10/84

FACILITY: LGS UNIT: 1 DOCKET: 50-352 EQRR: 223

REVIEWED BY: FMV DATE: 01/10/84

SYSTEM: REACTOR ENCLOSURE HVAC - RECIRC. MODE

ACCY: SPEC: N/A
DEMON: N/A
REF: N/A

LOCATION: ROOM 618

PLANT ID: TE-76-190A1

RACK/PANEL: N/A

COMPONENT: TEMPERATURE ELEMENT TERMINATOR
ASSOC COMP: N/A
ASSOC COMP: N/A

MODEL NO.: 9090E50M1
ASSOC M/N: N/A
ASSOC M/N: N/A

ASSOC. DWG: LOC: M-1097
P&ID: M-76

MANUFACTU: ALISON
ASSOC MANF: N/A
ASSOC MANF: N/A

SERIAL NO:
ASSOC S/N: N/A
ASSOC S/N: N/A

SERVICE: REACTOR ENCLOSURE AIR RECIRCULATION SYSTEM CHARCOAL FILTER 1AS297.

P.O. NO: M-72A

FUNCTION: PROVIDES SIGNAL TO TT-76-190A FOR TEMPERATURE INDICATION OF ASSOCIATED FILTER IN THE CONTROL ROOM. REQUIRED FOR LOCA ONLY.

SUBMERGENCE: N/A

CHEMICAL SPRAY: N/A

PARAMETER	ENVIRONMENT		DOCUMENTATION REFERENCE		QUALIFICATION	OUTSTANDING ITEMS	INTERFACES: CABLE: EQRR 22
	SPECIFICATION	QUALIFICATION	SPECIFICATION	QUALIFICATION	METHOD		
OPERATING TIME	180 DAYS	180 DAYS	78	103	TEST & ANAL.		
TEMPERATURE (F)	120	225	85	103	TEST & ANAL.		MAINTENANCE REQUIREMENTS: NONE
PRESSURE (PSIA)	14.7	14.7	85	103	TEST & ANAL.		
RELATIVE HUMIDITY (%)	90	90	85	103	TEST & ANAL.		
RADIATION	1.04 E7	2.04 E8	143	103	TEST		REMARKS:
AGING	40 YRS.	40 YRS.	N/A	103	TEST & ANAL.		

DEFICIENCY RESOLUTION:

PREPARED BY: WJB DATE: 01/10/84 REVISION DATE: 01/10/84

FACILITY: LGS UNIT: 1 DOCKET: 50-352 EQRR: 223

REVIEWED BY: FMV DATE: 01/10/84

SYSTEM: REACTOR ENCLOSURE HVAC - RECIRC. MODE

ACCY: SPEC: N/A
DEMON: N/A
REF: N/A

LOCATION: ROOM 618

PLANT ID: TE-76-190A2

RACK/PANEL: N/A

COMPONENT: TEMPERATURE ELEMENT TERMINATOR

MODEL NO.: 9090E50M1

ASSOC COMP: N/A

ASSOC M/N: N/A

ASSOC. DWG: LOC: M-1097
P&ID: M-76

ASSOC COMP: N/A

ASSOC M/N: N/A

MANUFACTU: ALISON

SERIAL NO:

ASSOC MANF: N/A

ASSOC S/N: N/A

ASSOC MANF: N/A

ASSOC S/N: N/A

SERVICE: REACTOR ENCLOSURE AIR RECIRCULATION SYSTEM CHARCOAL FILTER 1AS297.

P.O. NO: M-72A

FUNCTION: PROVIDES SIGNAL TO TT-76-190A FOR TEMPERATURE INDICATION OF ASSOCIATED FILTER IN THE CONTROL ROOM. REQUIRED FOR LOCA ONLY.

SUBMERGENCE: N/A

CHEMICAL SPRAY: N/A

PARAMETER	ENVIRONMENT		DOCUMENTATION REFERENCE		QUALIFICATION	OUTSTANDING ITEMS	INTERFACES:
	SPECIFICATION	QUALIFICATION	SPECIFICATION	QUALIFICATION	METHOD		CABLE: EQRR 22
OPERATING TIME	180 DAYS	180 DAYS	78	103	TEST & ANAL.		
TEMPERATURE (F)	120	225	85	103	TEST & ANAL.		MAINTENANCE REQUIREMENTS: NONE
PRESSURE (PSIA)	14.7	14.7	85	103	TEST & ANAL.		
RELATIVE HUMIDITY (%)	90	90	85	103	TEST & ANAL.		
RADIATION	1.04 E7	2.04 E8	143	103	TEST		REMARKS:
AGING	40 YRS.	40 YRS.	N/A	103	TEST & ANAL.		

DEFICIENCY RESOLUTION:

PREPARED BY: WJB DATE: 01/10/84 REVISION DATE: 01/10/84

FACILITY: LGS UNIT: 1 DOCKET: 50-352 EQRR: 223

REVIEWED BY: FMV DATE: 01/10/84

SYSTEM: REACTOR ENCLOSURE HVAC - RECIRC. MODE

ACCY: SPEC: N/A
DEMON: N/A
REF: N/A

LOCATION: ROOM 612

PLANT ID: TE-76-190B1

RACK/PANEL: N/A

COMPONENT: TEMPERATURE ELEMENT TERMINATOR

MODEL NO.: 9090E50M1

ASSOC COMP: N/A
ASSOC COMP: N/A

ASSOC M/N: N/A
ASSOC M/N: N/A

ASSOC. DWG: LOC: M-1097
P&ID: M-76

MANUFACTU: ALISON

SERIAL NO:

ASSOC MANF: N/A
ASSOC MANF: N/A

ASSOC S/N: N/A
ASSOC S/N: N/A

SERVICE: REACTOR ENCLOSURE AIR RECIRCULATION SYSTEM CHARCOAL FILTER 1BS297.

P.O. NO: M-72A

FUNCTION: PROVIDES SIGNAL TO TT-76-190B FOR TEMPERATURE INDICATION OF ASSOCIATED FILTER IN THE CONTROL ROOM. REQUIRED FOR LOCA ONLY.

SUBMERGENCE: N/A

CHEMICAL SPRAY: N/A

PARAMETER	ENVIRONMENT		DOCUMENTATION REFERENCE		QUALIFICATION	OUTSTANDING ITEMS	INTERFACES:
	SPECIFICATION	QUALIFICATION	SPECIFICATION	QUALIFICATION	METHOD		CABLE: EQRR 22
OPERATING TIME	180 DAYS	180 DAYS	78	103	TEST & ANAL.		
TEMPERATURE (F)	120	225	85	103	TEST & ANAL.		MAINTENANCE REQUIREMENTS: NONE
PRESSURE (PSIA)	14.7	14.7	85	103	TEST & ANAL.		
RELATIVE HUMIDITY (%)	90	90	85	103	TEST & ANAL.		
RADIATION	1.04 E7	2.04 E8	143	103	TEST		REMARKS:
AGING	40 YRS.	40 YRS.	N/A	103	TEST & ANAL.		

DEFICIENCY RESOLUTION:

PREPARED BY: FMV DATE: 03/01/84 REVISION DATE: 03/01/84

FACILITY: LGS UNIT: 1 DOCKET: 50-352 EQRR: 223

REVIEWED BY: WJB DATE: 03/01/84

SYSTEM: REACTOR ENCLOSURE HVAC - RECIRC. MODE

ACCY: SPEC: N/A
DEMON: N/A
REF: N/A

LOCATION: ROOM 612

PLANT ID: TE-76-190B2

RACK/PANEL: N/A

COMPONENT: TEMPERATURE ELEMENT TERMINATOR

MODEL NO.: 9090E50M1

ASSOC COMP: N/A

ASSOC M/N: N/A

ASSOC. DWG: LOC: M-1097
P&ID: M-76

ASSOC COMP: N/A

ASSOC M/N: N/A

MANUFACTU: ALISON

SERIAL NO:

ASSOC MANF: N/A

ASSOC S/N: N/A

ASSOC MANF: N/A

ASSOC S/N: N/A

SERVICE: REACTOR ENCLOSURE AIR RECIRCULATION SYSTEM CHARCOAL FILTER 1B5297.

P.O. NO: M-72A

FUNCTION: PROVIDES SIGNAL TO TT-76-190B FOR TEMPERATURE INDICATION OF ASSOCIATED FILTER IN THE CONTROL ROOM. REQUIRED FOR LOCA ONLY.

SUBMERGENCE: N/A

CHEMICAL SPRAY: N/A

PARAMETER	ENVIRONMENT		DOCUMENTATION REFERENCE		QUALIFICATION	OUTSTANDING ITEMS	INTERFACES: CABLE: EQRR 22
	SPECIFICATION	QUALIFICATION	SPECIFICATION	QUALIFICATION	METHOD		
OPERATING TIME	180 DAYS	180 DAYS	78	103	TEST & ANAL.		
TEMPERATURE (F)	120	225	85	103	TEST & ANAL.		MAINTENANCE REQUIREMENTS: NONE
PRESSURE (FSIA)	14.7	14.7	85	103	TEST & ANAL.		
RELATIVE HUMIDITY (%)	90	90	85	103	TEST & ANAL.		
RADIATION	1.04 E7	2.04 E8	143	103	TEST		REMARKS:
AGING	40 YRS.	40 YRS.	N/A	103	TEST & ANAL.		

DEFICIENCY RESOLUTION:

PREPARED BY: FMV DATE: 02/29/84 REVISION DATE: 04/12/84

FACILITY: LGS UNIT: 1 DOCKET: 50-352 EQRR: 144

REVIEWED BY: WJB DATE: 04/12/84

SYSTEM: REACTOR ENCLOSURE HVAC - RECIRC. MODE

PLANT ID: TIT-76-182A

ACCY: SPEC: +/- 0.5% F.S.
DEMON: +/- 0.5% F.S.
REF: 8031-M-66-387

LOCATION: ROOM 605

RACK/PANEL: 10C207

COMPONENT: TEMPERATURE INDICATING TRANSMITTER
ASSOC COMP: N/A
ASSOC COMP: N/A

MODEL NO.: 54-838-8114-817-8174-82
ASSOC M/N: N/A
ASSOC M/N: N/A

ASSOC. DWG: LOC: M-1096
P&ID: M-76
ELEC: E-686 (SHEET 10)

MANUFACTU: LOVE CONTROLS
ASSOC MANF: N/A
ASSOC MANF: N/A

SERIAL NO:
ASSOC S/N: N/A
ASSOC S/N: N/A

SERVICE: REACTOR ENCLOSURE AIR RECIRCULATION SYSTEM FITTER UNIT 1AS297.

P.O. NO: M-66 S/C

FUNCTION: NO ACTIVE SAFETY FUNCTION. FED FROM CLASS 1E POWER.

SUBMERGENCE: N/A

CHEMICAL SPRAY: N/A

PARAMETER	ENVIRONMENT		DOCUMENTATION REFERENCE		QUALIFICATION	OUTSTANDING ITEMS	INTERFACES: LUGS: EQRR 171 CABLE: EQRR 22
	SPECIFICATION	QUALIFICATION	SPECIFICATION	QUALIFICATION	METHOD		
OPERATING TIME	180 DAYS	180 DAYS	78	161	TEST & ANAL.		
TEMPERATURE (F)	120	120	85	161	TEST & ANAL.		MAINTENANCE REQUIREMENTS:
PRESSURE (PSIA)	14.7	14.7	85	161	TEST		
RELATIVE HUMIDITY (%)	90	90	85	161	TEST		
RADIATION	6.71 E4	1.5 E7	85	178,161	TEST		REMARKS:
AGING	40 YRS.	4.42 YRS.	N/A	161	TEST & ANAL.		

DEFICIENCY RESOLUTION:

FACILITY: LGS UNIT: 1 DOCKET: 50-352 EQRR: 144

PREPARED BY: FMV DATE: 02/29/84 REVISION DATE: 04/12/84

REVIEWED BY: WJB DATE: 04/12/84

SYSTEM: REACTOR ENCLOSURE HVAC - RECIRC. MODE

PLANT ID: TIT-76-182B

COMPONENT: TEMPERATURE INDICATING TRANSMITTER

ASSOC COMP: N.

ASSOC COMP: N/A

MANUFACTU: LOVE CONTROLS

ASSOC MANF: N/A

ASSOC MANF: N/A

ACCY: SPEC: +/- 0.5% F.S.
DEMON: +/- 0.5% F.S.
REF: 8031-M-66-387

MODEL NO.: 54-838-8114-817-8174-82

ASSOC M/N: N/A

ASSOC M/N: N/A

SERIAL NO:

ASSOC S/N: N/A

ASSOC S/N: N/A

LOCATION: ROOM 605

RACK/PANEL: 10C207

ASSOC. DWG: LOC: M-1096
P&ID: M-76
ELEC: E-68f (SHEET 10)

SERVICE: REACTOR ENCLOSURE AIR RECIRCULATION SYSTEM FITTER UNIT 1BS297.

P.O. NO: M-66 S/C

FUNCTION: NO ACTIVE SAFETY FUNCTION. FED FROM CLASS 1E POWER.

SUBMERGENCE: N/A

CHEMICAL SPRAY: N/A

PARAMETER	ENVIRONMENT		DOCUMENTATION REFERENCE		QUALIFICATION	OUTSTANDING ITEMS	INTERFACES:
	SPECIFICATION	QUALIFICATION	SPECIFICATION	QUALIFICATION	METHOD		LUGS: EQRR 171 CABLE: EQRR 22
OPERATING TIME	180 DAYS	180 DAYS	78	161	TEST & ANAL.		
TEMPERATURE (F)	120	120	85	161	TEST & ANAL.		MAINTENANCE REQUIREMENTS:
PRESSURE (PSIA)	14.7	14.7	85	161	TEST		
RELATIVE HUMIDITY (%)	90	90	85	161	TEST		
RADIATION	6.71 E4	1.5 E7	85	178,161	TEST		REMARKS:
AGING	40 YRS.	4.42 YRS.	N/A	161	TEST & ANA..		

DEFICIENCY RESOLUTION:

PREPARED BY: PDC DATE: 08/15/83 REVISION DATE: 01/04/84

FACILITY: LGS UNIT: 1 DOCKET: 50-352 EQRR: 162

REVIEWED BY: FMV DATE: 01/04/84

SYSTEM: REACTOR ENCLOSURE HVAC - RECIRC. MODE

ACCY: SPEC: N/A
DEMON: N/A
REF: N/A

LOCATION: ROOM 605

PLANT ID: TSH-76-190A

RACK/PANEL: 1AC186

COMPONENT: TEMPERATURE SWITCH

MODEL NO.: RM-302024

ASSOC COMP: N/A

ASSOC M/N: N/A

ASSOC. DWG: LOC: M-1097

ASSOC COMP: N/A

ASSOC M/N: N/A

P&ID: M-76

MANUFACTU: SCHRACK

SERIAL NO:

ASSOC MANF: N/A

ASSOC S/N: N/A

ASSOC MANF: N/A

ASSOC S/N: N/A

SERVICE: REACTOR ENCLOSURE RECIRCULATION SYSTEM CHARCOAL FILTER 1AF297

P.O. NO: M-66

FUNCTION: NO ACTIVE POST LOCA SAFETY FUNCTION. COMPONENT IS CONTAINED IN CLASS 1E ELECTRICAL CIRCUIT.

SUBMERGENCE: N/A

CHEMICAL SPRAY: N/A

PARAMETER	ENVIRONMENT		DOCUMENTATION REFERENCE		QUALIFICATION	OUTSTANDING ITEMS	INTERFACES:
	SPECIFICATION	QUALIFICATION	SPECIFICATION	QUALIFICATION	METHOD		
OPERATING TIME	180 DAYS	180 DAYS	78	103	TEST & ANAL.		
TEMPERATURE (F)	120	131	85	103	TEST & ANAL.		MAINTENANCE REQUIREMENTS: REFERENCE 103, PRINT 8031-M-66-185-6, PAGE 7, AND ALISON LETTER OF 03/23/83.
PRESSURE (PSIA)	14.7	14.7	85	103	TEST & ANAL.		
RELATIVE HUMIDITY (%)	90	100	85	103	TEST & ANAL.		
RADIATION	6.71 E4	5.04 E7	143	103	TEST		REMARKS:
AGING	40 YRS.	29.3 YRS.	N/A	103	TEST & ANAL.		

DEFICIENCY RESOLUTION:

PREPARED BY: RDC DATE: 08/15/83 REVISION DATE: 01/04/84

FACILITY: LGS UNIT: 1 DOCKET: 50-352 EQRR: 162

REVIEWED BY: FMV DATE: 01/04/84

SYSTEM: REACTOR ENCLOSURE HVAC - RECIRC. MODE

ACCY: SPEC: N/A
DEMON: N/A
REF: N/A

LOCATION: ROOM 605

PLANT ID: TSH-76-190B

RACK/PANEL: 1BC186

COMPONENT: TEMPERATURE SWITCH
ASSOC COMP: N/A
ASSOC COMP: N/A

MODEL NO.: RM-302024
ASSOC M/N: N/A
ASSOC M/N: N/A

ASSOC. DWG: LOC: M-1097
P&ID: M-76

MANUFACTU: SCHRACK
ASSOC MANF: N/A
ASSOC MANF: N/A

SERIAL NO:
ASSOC S/N: N/A
ASSOC S/N: N/A

SERVICE: REACTOR ENCLOSURE RECIRCULATION SYSTEM CHARCOAL FILTER
1AF297

P.O. NO: M-65

FUNCTION: NO ACTIVE POST LOCA SAFETY FUNCTION. COMPONENT IS CONTAINED IN CLASS 1E ELECTRICAL CIRCUIT.

SUBMERGENCE: N/A

CHEMICAL SPRAY: N/A

PARAMETER	ENVIRONMENT		DOCUMENTATION REFERENCE		QUALIFICATION	OUTSTANDING ITEMS	INTERFACES:
	SPECIFICATION	QUALIFICATION	SPECIFICATION	QUALIFICATION	METHOD		
OPERATING TIME	180 DAYS	180 DAYS	78	103	TEST & ANAL.		
TEMPERATURE (F)	120	131	85	103	TEST & ANAL.		MAINTENANCE REQUIREMENTS: REFERENCE 103, PRINT 8031-M-66-185-6, PAGE 7, AND ALISON LETTER OF 03/23/83.
PRESSURE (PSIA)	14.7	14.7	85	103	TEST & ANAL.		
RELATIVE HUMIDITY (%)	90	100	85	103	TEST & ANAL.		
RADIATION	6.71 E4	5.04 E7	143	103	TEST		REMARKS:
AGING	40 YRS.	29.3 YRS.	N/A	103	TEST & ANAL.		

DEFICIENCY RESOLUTION:

PREPARED BY: RDC DATE: 08/15/83 REVISION DATE: 01/04/84

FACILITY: LGS UNIT: 1 DOCKET: 50-352 EQRR: 162

REVIEWED BY: FMV DATE: 01/04/84

SYSTEM: REACTOR ENCLOSURE HVAC - RECIRC. MODE

ACCY: SPEC: N/A
DEMON: N/A
REF: N/A

LOCATION: ROOM 605

PLANT ID: TSHH-76-190A

RACK/PANEL: 1AC186

COMPONENT: TEMPERATURE SWITCH
ASSOC COMP: N/A
ASSOC COMP: N/A

MODEL NO.: RM-302024
ASSOC M/N: N/A
ASSOC M/N: N/A

ASSOC. DWG: LOC: M-1097
P&ID: M-76

MANUFACTU: SCHRACK
ASSOC MANF: ALISON
ASSOC MANF: N/A

SERIAL NO:
ASSOC S/N: N/A
ASSOC S/N: N/A

SERVICE: REACTOR ENCLOSURE RECIRCULATION SYSTEM CHARCOAL FILTER 1AF297

P.O. NO: M-66

FUNCTION: NO ACTIVE POST LOCA SAFETY FUNCTION. COMPONENT IS CONTAINED IN CLASS 1E ELECTRICAL CIRCUIT.

SUBMERGENCE: N/A

CHEMICAL SPRAY: N/A

PARAMETER	ENVIRONMENT		DOCUMENTATION REFERENCE		QUALIFICATION	OUTSTANDING ITEMS	INTERFACES:
	SPECIFICATION	QUALIFICATION	SPECIFICATION	QUALIFICATION	METHOD		
OPERATING TIME	180 DAYS	180 DAYS	78	103	TEST & ANAL.		
TEMPERATURE (F)	120	131	85	103	TEST & ANAL.		MAINTENANCE REQUIREMENTS: REFERENCE 103, PRINT 8031-M-66-185-6, PAGE 7, AND ALISON LETTER OF 03/23/83.
PRESSURE (PSIA)	14.7	14.7	85	103	TEST & ANAL.		
RELATIVE HUMIDITY (%)	90	100	85	103	TEST & ANAL.		
RADIATION	6.71 E4	5.04 E7	143	103	TEST		REMARKS:
AGING	40 YRS.	29.3 YRS.	N/A	103	TEST & ANAL.		

DEFICIENCY RESOLUTION:

PREPARED BY: RDC DATE: 08/15/83 REVISION DATE: 01/04/84

FACILITY: LGS UNIT: 1 DOCKET: 50-352 EQRR: 162

REVIEWED BY: FMV DATE: 01/04/84

SYSTEM: REACTOR ENCLOSURE HVAC - RECIRC. MODE

ACCY: SPEC: N/A
DEMON: N/A
REF: N/A

LOCATION: ROOM 605

PLANT ID: TSHH-76-190B

RACK/PANEL: 1BC186

COMPONENT: TEMPERATURE SWITCH

MODEL NO.: RM-302024

ASSOC COMP: N/A

ASSOC M/N: N/A

ASSOC. DWG: LOC: M-1097
P&ID: M-76

ASSOC COMP: N/A

ASSOC M/N: N/A

MANUFACTU: SCHRACK

SERIAL NO:

ASSOC MANF: ALISON

ASSOC S/N: N/A

ASSOC MANF: N/A

ASSOC S/N: N/A

SERVICE: REACTOR ENCLOSURE RECIRCULATION SYSTEM CHARCOAL FILTER
1AF297

P.O. NO: M-66

FUNCTION: NO ACTIVE POST LOCA SAFETY FUNCTION. COMPONENT IS CONTAINED IN CLASS 1E ELECTRICAL CIRCUIT.

SUBMERGENCE: N/A

CHEMICAL SPRAY: N/A

PARAMETER	ENVIRONMENT		DOCUMENTATION REFERENCE		QUALIFICATION	OUTSTANDING ITEMS	INTERFACES:
	SPECIFICATION	QUALIFICATION	SPECIFICATION	QUALIFICATION	METHOD		
OPERATING TIME	180 DAYS	180 DAYS	78	103	TEST & ANAL.		
TEMPERATURE (F)	120	131	85	103	TEST & ANAL.		MAINTENANCE REQUIREMENTS: REFERENCE 103, PRINT 8031-M-66-185-6, PAGE 7, AND ALISON LETTER OF 03/23/83.
PRESSURE (PSIA)	14.7	14.7	85	103	TEST & ANAL.		
RELATIVE HUMIDITY (%)	90	100	85	103	TEST & ANAL.		
RADIATION	6.71 E4	5.04 E7	143	103	TEST		REMARKS:
AGING	40 YRS.	29.3 YRS.	N/A	103	TEST & ANAL.		

DEFICIENCY RESOLUTION:

PREPARED BY: RDC DATE: 08/15/83 REVISION DATE: 01/04/84

FACILITY: LGS UNIT: 1 DOCKET: 50-352 EQRR: 162

REVIEWED BY: FMV DATE: 01/04/84

SYSTEM: REACTOR ENCLOSURE HVAC - RECIRC. MODE

ACCY: SPEC: N/A
DEMON: N/A
REF: N/A

LOCATION: ROOM 605

PLANT ID: TSHHH-76-190A

RACK/PANEL: 1AC186

COMPONENT: TEMPERATURE SWITCH

MODEL NO.: RM-302024

ASSOC COMP: N/A

ASSOC M/N: N/A

ASSOC. DWG: LOC: M-1097

ASSOC COMP: N/A

ASSOC M/N: N/A

P&ID: M-76

MANUFACTU: SCHRACK

SERIAL NO:

ASSOC MANF: ALISON

ASSOC S/N: N/A

ASSOC MANF: N/A

ASSOC S/N: N/A

SERVICE: REACTOR ENCLOSURE RECIRCULATION SYSTEM CHARCOAL FILTER 1AF297

P.O. NO: M-66

FUNCTION: NO ACTIVE POST LOCA SAFETY FUNCTION. COMPONENT IS CONTAINED IN CLASS 1E ELECTRICAL CIRCUIT.

SUBMERGENCE: N/A

CHEMICAL SPRAY: N/A

PARAMETER	ENVIRONMENT		DOCUMENTATION REFERENCE		QUALIFICATION	OUTSTANDING ITEMS	INTERFACES:
	SPECIFICATION	QUALIFICATION	SPECIFICATION	QUALIFICATION	METHOD		
OPERATING TIME	180 DAYS	180 DAYS	78	103	TEST & ANAL.		
TEMPERATURE (F)	120	131	85	103	TEST & ANAL.		MAINTENANCE REQUIREMENTS: REFERENCE 103, PRINT 8031-M-66-185-6, PAGE 7, AND ALISON LETTER OF 03/23/83.
PRESSURE (PSIA)	14.7	14.7	85	103	TEST & ANAL.		
RELATIVE HUMIDITY (%)	90	100	85	103	TEST & ANAL.		
RADIATION	6.71 E4	5.04 E7	143	103	TEST		REMARKS:
AGING	40 YRS.	29.3 YRS.	N/A	103	TEST & ANAL.		

DEFICIENCY RESOLUTION:

FACILITY: LGS UNIT: 1 DOCKET: 50-352 EQRR: 162

PREPARED BY: RDC DATE: 08/15/83 REVISION DATE: 01/04/84

REVIEWED BY: FMV DATE: 01/04/84

SYSTEM: REACTOR ENCLOSURE HVAC - RECIRC. MODE

ACCY: SPEC: N/A
DEMON: N/A
REF: 103

LOCATION: ROOM 605

PLANT ID: TSHHH-76-190B

RACK/PANEL: 1BC186

COMPONENT: TEMPERATURE SWITCH
ASSOC COMP: N/A
ASSOC COMP: N/A

MODEL NO.: RM-302024
ASSOC M/N: N/A
ASSOC M/N: N/A

ASSOC. DWG: LOC: M-1097
P&ID: M-76

MANUFACTU: SCHRACK
ASSOC MANF: ALISON
ASSOC MANF: N/A

SERIAL NO:
ASSOC S/N: N/A
ASSOC S/N: N/A

SERVICE: REACTOR ENCLOSURE RECIRCULATION SYSTEM CHARCOAL FILTER
1AF297

P.O. NO: M-66

FUNCTION: NO ACTIVE POST LOCA SAFETY FUNCTION. COMPONENT IS CONTAINED IN CLASS 1E ELECTRICAL CIRCUIT.

SUBMERGENCE: N/A

CHEMICAL SPRAY: N/A

PARAMETER	ENVIRONMENT		DOCUMENTATION REFERENCE		QUALIFICATION	OUTSTANDING ITEMS	INTERFACES:
	SPECIFICATION	QUALIFICATION	SPECIFICATION	QUALIFICATION	METHOD		
OPERATING TIME	180 DAYS	180 DAYS	78	103	TEST & ANAL.		
TEMPERATURE (F)	120	131	85	103	TEST & ANAL.		MAINTENANCE REQUIREMENTS: REFERENCE 103, PRINT 8031-M-66-185-6, PAGE 7, AND ALISON LETTER OF 03/23/83.
PRESSURE (PSIA)	14.7	14.7	85	103	TEST & ANAL.		
RELATIVE HUMIDITY (%)	90	100	85	103	TEST & ANAL.		
RADIATION	6.71 E4	5.04 E7	143	103	TEST		REMARKS:
AGING	40 YRS.	29.3 YRS.	N/A	103	TEST & ANAL.		

DEFICIENCY RESOLUTION:

PREPARED BY: RDC DATE: 09/16/83 REVISION DATE: 01/04/84

FACILITY: LGS UNIT: 1 DOCKET: 50-352 EQRR: 162

REVIEWED BY: FMV DATE: 01/04/84

SYSTEM: REACTOR ENCLOSURE HVAC - RECIRC. MODE

ACCY: SPEC: TBD
DEMON:
REF:

LOCATION: ROOM 605

PLANT ID: TT-76-190A

RACK/PANEL: 1AC186

COMPONENT: TEMPERATURE TRANSMITTER
ASSOC COMP: N/A
ASSOC COMP: N/A

MODEL NO.: LM124
ASSOC M/N: N/A
ASSOC M/N: N/A

ASSOC. DWG: LOC: M-1096
P&ID: M-76

MANUFACTU: ALISON
ASSOC MANF: N/A
ASSOC MANF: N/A

SERIAL NO:
ASSOC S/N: N/A
ASSOC S/N: N/A

SERVICE: REACTOR ENCLOSURE AIR RECIRCULATION SYSTEM CHARCOAL FILTER 1AF297.

P.O. NO: M-66

FUNCTION: PROVIDES SIGNAL TO TI-76-010A FOR TEMPERATURE INDICATION OF ASSOCIATED. FILTER IN THE CONTROL ROOM. REQUIRED FOR LOCA ONLY.

SUBMERGENCE: N/A

CHEMICAL SPRAY: N/A

PARAMETER	ENVIRONMENT		DOCUMENTATION REFERENCE		QUALIFICATION	OUTSTANDING ITEMS	INTERFACES:
	SPECIFICATION	QUALIFICATION	SPECIFICATION	QUALIFICATION	METHOD		
OPERATING TIME	180 DAYS	180 DAYS	78	103	TEST & ANAL.		
TEMPERATURE (F)	120	131	85	103	TEST & ANAL.		MAINTENANCE REQUIREMENTS: REFERENCE 103, PRINT 8031-M-66-185-6, PAGE 7, AND ALISON LETTER OF 03/23/83.
PRESSURE (PSIA)	14.7	14.7	85	103	TEST & ANAL.		
RELATIVE HUMIDITY (%)	90	100	85	103	TEST & ANAL.		
RADIATION	6.71 E4	2.50 E5	143	103	TEST		REMARKS: TEMPERATURE TRANSMITTER IS AN INTEGRAL PART OF THE ELECTRONICS ASSEMBLY CONTAINED WITH IN THE PANEL.
AGING	40 YRS.	40 YRS.	N/A	103	TEST & ANAL.		

DEFICIENCY RESOLUTION:

PREPARED BY: RDC DATE: 09/16/83 REVISION DATE: 01/04/84

FACILITY: LGS UNIT: 1 DOCKET: 50-352 EQRR: 162

REVIEWED BY: FMV DATE: 01/04/84

SYSTEM: REACTOR ENCLOSURE HVAC - RECIRC. MODE

ACCY: SPEC: TBD
DEMON:
REF:

LOCATION: ROOM 605

PLANT ID: TT-76-190B

RACK/PANEL: 1BC186

COMPONENT: TEMPERATURE TRANSMITTER

MODEL NO.: LM124

ASSOC COMP: N/A

ASSOC M/N: N/A

ASSOC. DWG: LOC: M-1096

ASSOC COMP: N/A

ASSOC M/N: N/A

P&ID: M-76

MANUFACTU: ALISON

SERIAL NO:

ASSOC MANF: N/A

ASSOC S/N: N/A

ASSOC MANF: N/A

ASSOC S/N: N/A

SERVICE: REACTOR ENCLOSURE AIR RECIRCULATION SYSTEM CHARCOAL FILTER 1AF297.

P.O. NO: M-66

FUNCTION: PROVIDES SIGNAL TO TI-76-190B FOR TEMPERATURE INDICATION OF ASSOCIATED FILTER IN THE CONTROL ROOM. REQUIRED FOR LOCA ONLY.

SUBMERGENCE: N/A

CHEMICAL SPRAY: N/A

PARAMETER	ENVIRONMENT		DOCUMENTATION REFERENCE		QUALIFICATION	OUTSTANDING ITEMS	INTERFACES:
	SPECIFICATION	QUALIFICATION	SPECIFICATION	QUALIFICATION	METHOD		
OPERATING TIME	180 DAYS	180 DAYS	78	103	TEST & ANAL.		
TEMPERATURE (F)	120	131	85	103	TEST & ANAL.		MAINTENANCE REQUIREMENTS: REFERENCE 103, PRINT 8031-M-66-185-6, PAGE 7, AND ALISON LETTER OF 03/23/83
PRESSURE (PSIA)	14.7	14.7	85	103	TEST & ANAL.		
RELATIVE HUMIDITY (%)	90	100	85	103	TEST & ANAL.		
RADIATION	6.71 E4	2.50 E5	143	103	TEST		REMARKS: TEMPERATURE TRANSMITER IS AN INTEGRAL PART OF THE ELECTRONICS ASSEMBLY CONTAINED WITH IN THE PANEL.
AGING	40 YRS.	40 YRS.	N/A	103	TEST & ANAL.		

DEFICIENCY RESOLUTION:

PREPARED BY: FMV DATE: 04/13/84 REVISION DATE: 04/13/84

FACILITY: LGS UNIT: 1 DOCKET: 50-352 EQRR: 159

REVIEWED BY: WJB DATE: 04/13/84

SYSTEM: REACTOR ENCLOSURE H/AC - RECIRC. MODE

ACCY: SPEC: +/- 0.1% F.S.
DEMON: +/- 0.05% F.S.
REF: 144,P-129

LOCATION: ROOM 700

PLANT ID: XDY-76-099A

RACK/PANEL: OAC254

COMPONENT: SCALE AND BIAS TRANSMITTER
ASSOC COMP: N/A
ASSOC COMP: N/A

MODEL NO.: SC-1398C
ASSOC M/N: N/A
ASSOC M/N: N/A

ASSOC. DWG: LOC: M-1079
P&ID: M-76
ELEC: E-686 (SHEET 12)

MANUFACTU: ROCHESTER INSTRUMENTS
ASSOC MANF: N/A
ASSOC MANF: N/A

SERIAL NO:
ASSOC S/N: N/A
ASSOC S/N: N/A

SERVICE: REFUELING FLOOR HVAC.

P.O. NO: M-66

FUNCTION: PROVIDES SIGNAL TO PDSHL-76-099A FOR REFUELING FLOOR ISOLATION.
REQUIRED FOR LOCA AND ALL HELBS.

SUBMERGENCE: N/A

CHEMICAL SPRAY: N/A

PARAMETER	ENVIRONMENT		DOCUMENTATION REFERENCE		QUALIFICATION	OUTSTANDING ITEMS	INTERFACES:
	SPECIFICATION	QUALIFICATION	SPECIFICATION	QUALIFICATION	METHOD		
OPERATING TIME	180 DAY	180 DAYS	78,548,143	144	TEST & ANAL.		
TEMPERATURE (F)	120	135	85	144	TEST & ANAL.		MAINTENANCE REQUIREMENTS: REFERENCE 144
PRESSURE (PSIA)	14.7	14.7	85	144	TEST		
RELATIVE HUMIDITY (%)	90	90	85	144	TEST		
RADIATION	1.12 E4	5E4	85	144	TEST		REMARKS:
AGING	40 YRS.	20.64 YRS.	N/A	144	TEST & ANAL.		

DEFICIENCY RESOLUTION:

PREPARED BY: FMV DATE: 04/13/84 REVISION DATE: 04/13/84

FACILITY: LGS UNIT: 1 DOCKET: 50-352 EQRR: 159

REVIEWED BY: WJB DATE: 04/13/84

SYSTEM: REACTOR ENCLOSURE HVAC - RECIRC. MODE

ACCY: SPEC: +/- 0.1% F.S.
DEMON: +/- 0.05% F.S.
REF: 144,P-129

LOCATION: ROOM 700

PLANT ID: XDY-76-099B

RACK/PANEL: OBC254

COMPONENT: SCALE AND BIAS TRANSMITTER

MODEL NO.: SC-1398C

ASSOC COMP: N/A

ASSOC M/N: N/A

ASSOC. DWG: LOC: M-1079
P&ID: M-76
ELEC: E-686 (SHEET 12)

ASSOC COMP: N/A

ASSOC M/N: N/A

MANUFACTU: ROCHESTER INSTRUMENTS

SERIAL NO:

ASSOC MANF: N/A

ASSOC S/N: N/A

ASSOC MANF: N/A

ASSOC S/N: N/A

SERVICE: REFUELING FLOOR HVAC.

P.O. NO: M-66

FUNCTION: PROVIDES SIGNAL TO PDSHL-76-099B FOR REFUELING FLOOR ISOLATION.
REQUIRED FOR LOCA AND ALL HELBS.

SUBMERGENCE: N/A

CHEMICAL SPRAY: N/A

PARAMETER	ENVIRONMENT		DOCUMENTATION REFERENCE		QUALIFICATION	OUTSTANDING ITEMS	INTERFACES:
	SPECIFICATION	QUALIFICATION	SPECIFICATION	QUALIFICATION	METHOD		
OPERATING TIME	180 DAY	180 DAYS	78,548,143	144	TEST & ANAL.		
TEMPERATURE (F)	120	135	85	144	TEST & ANAL.		MAINTENANCE REQUIREMENTS: REFERENCE 144
PRESSURE (PSIA)	14.7	14.7	85	144	TEST		
RELATIVE HUMIDITY (%)	90	90	85	144	TEST		
RADIATION	1.12 E4	5E4	85	144	TEST		REMARKS:
AGING	40 YRS.	20.64 YRS.	N/A	144	TEST & ANAL.		

DEFICIENCY RESOLUTION:

PREPARED BY: FMV DATE: 04/13/84 REVISION DATE: 04/13/84

FACILITY: LGS UNIT: 1 DOCKET: 50-352 EQRR: 159

REVIEWED BY: WJB DATE: 04/13/84

SYSTEM: REACTOR ENCLOSURE HVAC - RECIRC. MODE

ACCY: SPEC: +/- 0.1% F.S.
DEMON: +/- 0.05% F.S.
REF: 144,P-129

LOCATION: ROOM 700

PLANT ID: XDY-76-198A

RACK/PANEL: 1AC253

COMPONENT: SCALE AND BIAS TRANSMITTER

MODEL NO.: SC-1398C

ASSOC COMP: N/A

ASSOC M/N: N/A

ASSOC. DWG: LOC: M-1079
P&ID: M-76
ELEC: E-686 (SHEET 13)

ASSOC COMP: N/A

ASSOC M/N: N/A

MANUFACTU: ROCHESTER INSTRUMENTS

SERIAL NO:

ASSOC MANF: N/A

ASSOC S/N: N/A

ASSOC MANF: N/A

ASSOC S/N: N/A

SERVICE: REACTOR ENCLOSURE HVAC.

P.O. NO: M-66

FUNCTION: PROVIDES SIGNAL TO PSDHL-76-198A FOR REACTOR ENCLOSURE ISOLATION.
REQUIRED FOR LOCA AND ALL HELBS.

SUBMERGENCE: N/A

CHEMICAL SPRAY: N/A

PARAMETER	ENVIRONMENT		DOCUMENTATION REFERENCE		QUALIFICATION	OUTSTANDING ITEMS	INTERFACES:
	SPECIFICATION	QUALIFICATION	SPECIFICATION	QUALIFICATION	METHOD		
OPERATING TIME	180 DAY	180 DAYS	78,548,143	144	TEST & ANAL.		
TEMPERATURE (F)	120	135	85	144	TEST & ANAL.		MAINTENANCE REQUIREMENTS: REFERENCE 144
PRESSURE (PSIA)	14.7	14.7	85	144	TEST		
RELATIVE HUMIDITY (%)	90	90	85	144	TEST		
RADIATION	1.12 E4	5E4	143	144	TEST		REMARKS:
AGING	40 YRS.	20.64 YRS.	N/A	144	TEST & ANAL.		

DEFICIENCY RESOLUTION:

PREPARED BY: FMV DATE: 04/13/84 REVISION DATE: 04/13/84

FACILITY: LGS UNIT: 1 DOCKET: 50-352 EQRR: 159

REVIEWED BY: WJB DATE: 04/13/84

SYSTEM: REACTOR ENCLOSURE HVAC - RECIRC. MODE

ACCY: SPEC: +/- 0.1% F.S.
DEMON: +/- 0.05% F.S.
REF: 144,P-129

LOCATION: ROOM 602

PLANT ID: XDY-76-198B

RACK/PANEL: 1BC253

COMPONENT: SCALE AND BIAS TRANSMITTER
ASSOC COMP: N/A
ASSOC COMP: N/A

MODEL NO.: SC-1398C
ASSOC M/N: N/A
ASSOC M/N: N/A

ASSOC. DWG: LOC: M-1079
P&ID: M-76
ELEC: E-686 (SHEET 13)

MANUFACTU: ROCHESTER INSTRUMENTS
ASSOC MANF: N/A
ASSOC MANF: N/A

SERIAL NO:
ASSOC S/N: N/A
ASSOC S/N: N/A

SERVICE: REACTOR ENCLOSURE HVAC.

P.O. NO: M-66

FUNCTION: PROVIDES SIGNAL TO PSDHL-76-198A FOR REACTOR ENCLOSURE ISOLATION.
REQUIRED FOR LOCA AND ALL HELBS.

SUBMERGENCE: N/A

CHEMICAL SPRAY: N/A

PARAMETER	ENVIRONMENT		DOCUMENTATION REFERENCE		QUALIFICATION	OUTSTANDING ITEMS	INTERFACES:
	SPECIFICATION	QUALIFICATION	SPECIFICATION	QUALIFICATION	METHOD		
OPERATING TIME	180 DAY	180 DAYS	78,548	144	TEST & ANAL.		
TEMPERATURE (F)	120	135	85	144	TEST & ANAL.		MAINTENANCE REQUIREMENTS:
PRESSURE (PSIA)	14.7	14.7	85	144	TEST		
RELATIVE HUMIDITY (%)	90	90	85	144	TEST		
RADIATION	6.71 E4	5E4	85	144	TEST		REMARKS:
AGING	40 YRS.	20.64 YRS.	N/A	144	TEST & ANAL.		

DEFICIENCY RESOLUTION:

PREPARED BY: RDC DATE: 05/26/83 REVISION DATE: 07/14/83

FACILITY: LGS UNIT: 1 DOCKET: 50-352 EQRR: 145

REVIEWED BY: FMV DATE: 07/14/83

SYSTEM: REACTOR ENCLOSURE HVAC - RECIRC. MODE

PLANT ID: ZS-76-107

COMPONENT: LIMIT SWITCH
ASSOC COMP: AIR OPERATOR
ASSOC COMP: VALVE

MANUFACTU: NAMCO
ASSOC MANF: BETTIS
ASSOC MANF: ALLIS - CHALMERS

SERVICE: REACTOR ENCLOSURE AIR SUPPLY ISOLATION VALVE.

FUNCTION: PROVIDES INDICATION OF VALVE POSITION.
REQUIRED FOR LOCA ONLY.

ACCY: SPEC: N/A
DEMON: N/A
REF: N/A

MODEL NO.: EA740-20100
ASSOC M/N: N/A
ASSOC M/N: N/A

SERIAL NO: N/A
ASSOC S/N: N/A
ASSOC S/N: N/A

LOCATION: ROOM 500

RACK/PANEL: N/A

ASSOC. DWG: LOC: M-1093
P&ID: M-76

P.O. NO: M-70

SUBMERGENCE: N/A

CHEMICAL SPRAY: N/A

PARAMETER	ENVIRONMENT		DOCUMENTATION REFERENCE		QUALIFICATION	OUTSTANDING ITEMS	INTERFACES: CABLE: EQRR 22
	SPECIFICATION	QUALIFICATION	SPECIFICATION	QUALIFICATION	METHOD		
OPERATING TIME	1 HR.	180 DAYS	78	86	TEST & ANAL.		
TEMPERATURE (F)	115	340	85	86	TEST		MAINTENANCE REQUIREMENTS: REFERENCE 535 NAMCO REPORT FOR EA740, DRAWING EA749-20010 PAGE 3 OF 3.
PRESSURE (PSIA)	14.7	77.7	85	86	TEST		
RELATIVE HUMIDITY (%)	90	100	85	86	TEST		
RADIATION	9.52 E4	2.04 E8	85	86	TEST		REMARKS:
AGING	40 YRS.	40 YRS.	N/A	86	TEST & ANAL.		

DEFICIENCY RESOLUTION:

PREPARED BY: RDC DATE: 05/26/83 REVISION DATE: 07/14/83

FACILITY: LGS UNIT: 1 DOCKET: 50-352 EQRR: 145

REVIEWED BY: FMV DATE: 07/14/83

SYSTEM: REACTOR ENCLOSURE HVAC - RECIRC. MODE

ACCY: SPEC: N/A
DEMON: N/A
REF: N/A

LOCATION: ROOM 500

PLANT ID: ZS-76-108

RACK/PANEL: N/A

COMPONENT: LIMIT SWITCH
ASSOC COMP: AIR OPERATOR
ASSOC COMP: VALVE

MODEL NO.: EA740-20100
ASSOC M/N: N/A
ASSOC M/N: N/A

ASSOC. DWG: LOC: M-1093
P&ID: M-76

MANUFACTU: NAMCO
ASSOC MANF: BETTIS
ASSOC MANF: ALLIS - CHALMERS

SERIAL NO: N/A
ASSOC S/N: N/A
ASSOC S/N: N/A

SERVICE: REACTOR ENCLOSURE AIR SUPPLY ISOLATION VALVE.

P.O. NO: M-70

FUNCTION: PROVIDES INDICATION OF VALVE POSITION.
REQUIRED FOR LOCA ONLY.

SUBMERGENCE: N/A

CHEMICAL SPRAY: N/A

PARAMETER	ENVIRONMENT		DOCUMENTATION REFERENCE		QUALIFICATION	OUTSTANDING ITEMS	INTERFACES: CABLE: EQRR 22
	SPECIFICATION	QUALIFICATION	SPECIFICATION	QUALIFICATION	METHOD		
OPERATING TIME	1 HR.	180 DAYS	78	86	TEST & ANAL.		
TEMPERATURE (F)	115	340	85	86	TEST		MAINTENANCE REQUIREMENTS: REFERENCE 535 NAMCO REPORT FOR EA740, DRAWING EA749-20010 PAGE 3 OF 3.
PRESSURE (PSIA)	14.7	77.7	85	86	TEST		
RELATIVE HUMIDITY (%)	90	100	85	86	TEST		
RADIATION	9.52 E4	2.04 E8	85	86	TEST		REMARKS:
AGING	40 YRS.	40 YRS.	N/A	86	TEST & ANAL.		

DEFICIENCY RESOLUTION:

PREPARED BY: FMV DATE: 03/19/84 REVISION DATE: 03/19/84

FACILITY: LGS UNIT: 1 DOCKET: 50-352 EQRR: 141

REVIEWED BY: WJB DATE: 03/19/84

SYSTEM: REACTOR ENCLOSURE HVAC - RECIRC. MODE

ACCY: SPEC: N/A
DEMON: N/A
REF: N/A

LOCATION: ROOM 519

PLANT ID: ZS-76-109

RACK/PANEL: N/A

COMPONENT: POSITION SWITCH
ASSOC COMP: ELECTRO-HYDRAULIC ACTUATOR
ASSOC COMP: VALVE

MODEL NO.: E170-3132
ASSOC M/N: PD-18941
ASSOC M/N: N/A

ASSOC. DWG: LOC: M-1086
P&ID: M-76

MANUFACTU: NAMCO
ASSOC MANF: PAUL-MUNROE HYDRAULICS, INC.
ASSOC MANF: ALLIS - CHALMERS

SERIAL NO: N/A
ASSOC S/N: N/A
ASSOC S/N: N/A

SERVICE: REACTOR ENCLOSURE AIR SUPPLY SYSTEM.

P.O. NO: M-70

FUNCTION: PROVIDES INDICATION OF VALVE POSITION. REQUIRED FOR LOCA ONLY.

SUBMERGENCE: N/A

CHEMICAL SPRAY: N/A

PARAMETER	ENVIRONMENT		DOCUMENTATION REFERENCE		QUALIFICATION	OUTSTANDING ITEMS	INTERFACES:
	SPECIFICATION	QUALIFICATION	SPECIFICATION	QUALIFICATION	METHOD		
OPERATING TIME	180 DAYS	180 DAYS	534	69	TEST & ANAL.		
TEMPERATURE (F)	120	350	85	69	TEST		MAINTENANCE REQUIREMENTS:
PRESSURE (PSIA)	14.7	80.7	85	69	TEST		
RELATIVE HUMIDITY (%)	90	100	85	69	TEST		
RADIATION	3.70 E6	1.00 E8	85	69	TEST		REMARKS:
AGING	40 YRS.	5 YRS.	N/A	69	TEST & ANAL.		

DEFICIENCY RESOLUTION:

PREPARED BY: FMV DATE: 03/19/84 REVISION DATE: 03/19/84

FACILITY: LGS UNIT: 1 DOCKET: 50-352 EQRR: 141

REVIEWED BY: WJB DATE: 03/19/84

SYSTEM: REACTOR ENCLOSURE HVAC - RECIRC. MODE

ACCY: SPEC: N/A
DEMON: N/A
REF: N/A

LOCATION: ROOM 519

PLANT ID: ZS-76-110

RACK/PANEL: N/A

COMPONENT: POSITION SWITCH
ASSOC COMP: ELECTRO-HYDRAULIC ACTUATOR
ASSOC COMP: VALVE

MODEL NO.: E170-3132
ASSOC M/N: PD-18941
ASSOC M/N: N/A

ASSOC. DWG: LOC: M-1086
P&ID: M-76

MANUFACTU: NAMCO
ASSOC MANF: PAUL-MUNROE HYDRAULICS, INC.
ASSOC MANF: ALLIS - CHALMERS

SERIAL NO: N/A
ASSOC S/N: N/A
ASSOC S/N: N/A

SERVICE: REACTOR ENCLOSURE AIR SUPPLY SYSTEM.

P.O. NO: M-70

FUNCTION: PROVIDES INDICATION OF VALVE POSITION. REQUIRED FOR LOCA ONLY.

SUBMERGENCE: N/A

CHEMICAL SPRAY: N/A

PARAMETER	ENVIRONMENT		DOCUMENTATION REFERENCE		QUALIFICATION	OUTSTANDING ITEMS	INTERFACES:
	SPECIFICATION	QUALIFICATION	SPECIFICATION	QUALIFICATION	METHOD		
OPERATING TIME	180 DAYS	180 DAYS	534	69	TEST & ANAL.		
TEMPERATURE (F)	120	350	85	69	TEST		MAINTENANCE REQUIREMENTS:
PRESSURE (PSIA)	14.7	80.7	85	69	TEST		
RELATIVE HUMIDITY (%)	90	100	85	69	TEST		
RADIATION	3.70 E6	1.00 E8	85	69	TEST		REMARKS:
AGING	40 YRS.	5 YRS.	N/A	69	TEST & ANAL.		

DEFICIENCY RESOLUTION:

PREPARED BY: RDC DATE: 05/26/83 REVISION DATE: 07/14/83

FACILITY: LGS UNIT: 1 DOCKET: 50-352 EQRR: 145

REVIEWED BY: FMV DATE: 07/14/83

SYSTEM: REACTOR ENCLOSURE HVAC - RECIRC. MODE

PLANT ID: ZS-76-117

COMPONENT: LIMIT SWITCH
ASSOC COMP: AIR OPERATOR
ASSOC COMP: VALVE

MANUFACTU: NAMCO
ASSOC MANF: BETTIS
ASSOC MANF: ALLIS - CHALMERS

SERVICE: REFUELING FLOOR AIR SUPPLY ISOLATION VALVE.

FUNCTION: PROVIDES INDICATION OF VALVE POSITION.
REQUIRED FOR LOCA ONLY.

ACCY: SPEC: N/A
DEMON: N/A
REF: N/A

MODEL NO.: EA740-20100
ASSOC M/N: N/A
ASSOC M/N: N/A

SERIAL NO: N/A
ASSOC S/N: N/A
ASSOC S/N: N/A

LOCATION: ROOM 519

RACK/PANEL: N/A

ASSOC. DWG: LOC: M-1086
P&ID: M-76

P.O. NO: M-70

SUBMERGENCE: N/A

CHEMICAL SPRAY: N/A

PARAMETER	ENVIRONMENT		DOCUMENTATION REFERENCE		QUALIFICATION	OUTSTANDING ITEMS	INTERFACES:
	SPECIFICATION	QUALIFICATION	SPECIFICATION	QUALIFICATION	METHOD		CABLE: EQRR 22
OPERATING TIME	1 HR.	180 DAYS	78	86	TEST & ANAL.		
TEMPERATURE (F)	115	340	85	86	TEST		MAINTENANCE REQUIREMENTS: REFERENCE 535 NAMCO REPORT FOR EA740, DRAWING EA749-20010 PAGE 3 OF 3.
PRESSURE (PSIA)	14.7	77.7	85	86	TEST		
RELATIVE HUMIDITY (%)	90	100	85	86	TEST		
RADIATION	8.85 E4	2.04 E8	85	86	TEST		REMARKS:
AGING	40 YRS.	40 YRS.	N/A	86	TEST & ANAL.		

DEFICIENCY RESOLUTION:

PREPARED BY: RDC DATE: 05/26/83 REVISION DATE: 07/14/83

FACILITY: LGS UNIT: 1 DOCKET: 50-352 EQRR: 145

REVIEWED BY: FMV DATE: 07/14/83

SYSTEM: REACTOR ENCLOSURE HVAC - RECIRC. MODE

ACCY: SPEC: N/A
DEMON: N/A
REF: N/A

LOCATION: ROOM 519

PLANT ID: ZS-76-118

RACK/PANEL: N/A

COMPONENT: LIMIT SWITCH
ASSOC COMP: AIR OPERATOR
ASSOC COMP: VALVE

MODEL NO.: EA740-20100
ASSOC M/N: N/A
ASSOC M/N: N/A

ASSOC. DWG: LOC: M-1086
P&ID: M-76

MANUFACTU: NAMCO
ASSOC MANF: BETTIS
ASSOC MANF: ALLIS - CHALMERS

SERIAL NO: N/A
ASSOC S/N: N/A
ASSOC S/N: N/A

SERVICE: REFUELING FLOOR AIR SUPPLY ISOLATION VALVE.

P.O. NO: M-70

FUNCTION: PROVIDES INDICATION OF VALVE POSITION.
REQUIRED FOR LOCA ONLY.

SUBMERGENCE: N/A

CHEMICAL SPRAY: N/A

PARAMETER	ENVIRONMENT		DOCUMENTATION REFERENCE		QUALIFICATION	OUTSTANDING ITEMS	INTERFACES: CABLE: EQRR 22
	SPECIFICATION	QUALIFICATION	SPECIFICATION	QUALIFICATION	METHOD		
OPERATING TIME	1 HR.	180 DAYS	78	86	TEST & ANAL.		
TEMPERATURE (F)	115	340	85	86	TEST		MAINTENANCE REQUIREMENTS: REFERENCE 535 NAMCO REPORT FOR EA740, DRAWING EA749-20010 PAGE 3 OF 3.
PRESSURE (PSIA)	14.7	77.7	85	86	TEST		
RELATIVE HUMIDITY (%)	90	100	85	86	TEST		
RADIATION	8.85 E4	2.04 E8	85	86	TEST		REMARKS:
AGING	40 YRS.	40 YRS.	N/A	86	TEST & ANAL.		

DEFICIENCY RESOLUTION:

PREPARED BY: FMV DATE: 03/19/84 REVISION DATE: 03/19/84

FACILITY: LGS UNIT: 1 DOCKET: 50-352 EQRR: 141

REVIEWED BY: WJB DATE: 03/19/84

SYSTEM: REACTOR ENCLOSURE HVAC - RECIRC. MODE

ACCY: SPEC: N/A
DEMON: N/A
REF: N/A

LOCATION: ROOM 605

PLANT ID: ZS-76-119

RACK/PANEL: N/A

COMPONENT: POSITION SWITCH
ASSOC COMP: ELECTRO-HYDRAULIC ACTUATOR
ASSOC COMP: VALVE

MODEL NO.: E170-3132
ASSOC M/N: PD-18941
ASSOC M/N: N/A

ASSOC. DWG: LOC: M-1100
P&ID: M-76

MANUFACTU: NAMCO
ASSOC MANF: PAUL-MUNROE HYDRAULICS, INC.
ASSOC MANF: ALLIS - CHALMERS

SERIAL NO: N/A
ASSOC S/N: N/A
ASSOC S/N: N/A

SERVICE: REFUELING FLOOR AIR SUPPLY SYSTEM.

P.O. NO: M-70

FUNCTION: PROVIDES INDICATION OF VALVE POSITION. REQUIRED FOR LOCA ONLY.

SUBMERGENCE: N/A

CHEMICAL SPRAY: N/A

PARAMETER	ENVIRONMENT		DOCUMENTATION REFERENCE		QUALIFICATION	OUTSTANDING ITEMS	INTERFACES:
	SPECIFICATION	QUALIFICATION	SPECIFICATION	QUALIFICATION	METHOD		
OPERATING TIME	180 DAYS	180 DAYS	534	69	TEST & ANAL.		
TEMPERATURE (F)	120	350	85	69	TEST		MAINTENANCE REQUIREMENTS:
PRESSURE (PSIA)	14.7	80.7	85	69	TEST		
RELATIVE HUMIDITY (%)	90	100	85	69	TEST		
RADIATION	6.71 E4	1.00 E8	85	69	TEST		REMARKS:
AGING	40 YRS.	5 YRS.	N/A	69	TEST & ANAL.		

DEFICIENCY RESOLUTION:

PREPARED BY: FMV DATE: 03/19/84 REVISION DATE: 03/19/84

FACILITY: LGS UNIT: 1 DOCKET: 50-352 EQRR: 141

REVIEWED BY: WJB DATE: 03/19/84

SYSTEM: REACTOR ENCLOSURE HVAC - RECIRC. MODE

PLANT ID: ZS-76-120

COMPONENT: POSITION SWITCH
ASSOC COMP: ELECTRO-HYDRAULIC ACTUATOR
ASSOC COMP: VALVE

MANUFACTU: NAMCO
ASSOC MANF: PAUL-MUNROE HYDRAULICS, INC.
ASSOC MANF: ALLIS - CHALMERS

SERVICE: REFUELING FLOOR AIR SUPPLY SYSTEM.

FUNCTION: PROVIDES INDICATION OF VALVE POSITION. REQUIRED FOR LOCA ONLY.

ACCY: SPEC: N/A
DEMON: N/A
REF: N/A

MODEL NO.: E170-3132
ASSOC M/N: PD-18941
ASSOC M/N: N/A

SERIAL NO: N/A
ASSOC S/N: N/A
ASSOC S/N: N/A

LOCATION: ROOM 605

RACK/PANEL: N/A

ASSOC. DWG: LOC: M-1100
P&ID: M-76

P.O. NO: M-70

SUBMERGENCE: N/A

CHEMICAL SPRAY: N/A

PARAMETER	ENVIRONMENT		DOCUMENTATION REFERENCE		QUALIFICATION	OUTSTANDING ITEMS	INTERFACES:
	SPECIFICATION	QUALIFICATION	SPECIFICATION	QUALIFICATION	METHOD		
OPERATING TIME	180 DAYS	180 DAYS	534	69	TEST & ANAL.		
TEMPERATURE (F)	1..	350	85	69	TEST		MAINTENANCE REQUIREMENTS:
PRESSURE (PSIA)	14.7	80.7	85	69	TEST		
RELATIVE HUMIDITY (%)	90	100	85	69	TEST		
RADIATION	6.71 E4	1.00 E8	85	69	TEST		REMARKS:
AGING	40 YRS.	5 YRS.	N/A	69	TEST & ANAL.		

DEFICIENCY RESOLUTION:

PREPARED BY: RDC DATE: 05/26/83 REVISION DATE: 07/14/83

FACILITY: LGS UNIT: 1 DOCKET: 50-352 EQRR: 145

REVIEWED BY: FMV DATE: 07/14/83

SYSTEM: REACTOR ENCLOSURE HVAC - RECIRC. MODE

ACCY: SPEC: N/A
DEMON: N/A
REF: N/A

LOCATION: ROOM 519

PLANT ID: ZS-76-151

RACK/PANEL: N/A

COMPONENT: LIMIT SWITCH
ASSOC COMP: AIR OPERATOR
ASSOC COMP: VALVE

MODEL NO.: EA740-20100
ASSOC M/N: N/A
ASSOC M/N: N/A

ASSOC. DWG: LOC: M-1086
P&ID: M-76

MANUFACTU: NAMCO
ASSOC MANF: BETTIS
ASSOC MANF: ALLIS - CHALMERS

SERIAL NO: N/A
ASSOC S/N: N/A
ASSOC S/N: N/A

SERVICE: REACTOR ENCLOSURE EQUIPMENT COMPARTMENTS CROSS TIE TO REACTOR ENCLOSURE AIR RECIRCULATION SYSTEM.

P.O. NO: M-70

FUNCTION: PROVIDES INDICATION OF VALVE POSITION. REQUIRED FOR LOCA ONLY.

SUBMERGENCE: N/A

CHEMICAL SPRAY: N/A

PARAMETER	ENVIRONMENT		DOCUMENTATION REFERENCE		QUALIFICATION	OUTSTANDING ITEMS	INTERFACES: CABLE: EQRR 22
	SPECIFICATION	QUALIFICATION	SPECIFICATION	QUALIFICATION	METHOD		
OPERATING TIME	1 HR.	180 DAYS	78	86	TEST & ANAL.		
TEMPERATURE (F)	115	340	85	86	TEST		MAINTENANCE REQUIREMENTS: REFERENCE 535 NAMCO REPORT FOR EA740, DRAWING EA749-20010 PAGE 3 OF 3.
PRESSURE (PSIA)	14.7	77.7	85	86	TEST		
RELATIVE HUMIDITY (%)	90	100	85	86	TEST		
RADIATION	8.85 E4	2.04 E8	85	86	TEST		REMARKS:
AGING	40 YRS.	40 YRS.	N/A	86	TEST & ANAL.		

DEFICIENCY RESOLUTION:

PREPARED BY: RDC DATE: 05/26/83 REVISION DATE: 07/14/83

FACILITY: LGS UNIT: 1 DOCKET: 50-352 EQRR: 145

REVIEWED BY: FMV DATE: 07/14/83

SYSTEM: REACTOR ENCLOSURE HVAC - RECIRC. MODE

ACCY: SPEC: N/A
DEMON: N/A
REF: N/A

LOCATION: ROOM 519

PLANT ID: ZS-76-152

RACK/PANEL: N/A

COMPONENT: LIMIT SWITCH
ASSOC COMP: AIR OPERATOR
ASSOC COMP: VALVE

MODEL NO.: EA740-20100
ASSOC M/N: N/A
ASSOC M/N: N/A

ASSOC. DWG: LOC: M-1086
P&ID: M-76

MANUFACTU: NAMCO
ASSOC MANF: BETTIS
ASSOC MANF: ALLIS - CHALMERS

SERIAL NO: N/A
ASSOC S/N: N/A
ASSOC S/N: N/A

SERVICE: REACTOR ENCLOSURE EQUIPMENT COMPARTMENTS CROSS TIE TO REACTOR ENCLOSURE AIR RECIRCULATION SYSTEM.

P.O. NO: M-70

FUNCTION: PROVIDES INDICATION OF VALVE POSITION. REQUIRED FOR LOCA ONLY.

SUBMERGENCE: N/A

CHEMICAL SPRAY: N/A

PARAMETER	ENVIRONMENT		DOCUMENTATION REFERENCE		QUALIFICATION	OUTSTANDING ITEMS	INTERFACES:
	SPECIFICATION	QUALIFICATION	SPECIFICATION	QUALIFICATION	METHOD		CABLE: EQRR 22
OPERATING TIME	1 HR.	180 DAYS	78	86	TEST & ANAL.		
TEMPERATURE (F)	115	340	85	86	TEST		MAINTENANCE REQUIREMENTS: REFERENCE 535 NAMCO REPORT FOR EA740, DRAWING EA749-20010 PAGE 3 OF 3.
PRESSURE (PSIA)	14.7	77.7	85	86	TEST		
RELATIVE HUMIDITY (%)	90	100	85	86	TEST		
RADIATION	8.85 E4	2.04 E8	85	86	TEST		REMARKS:
AGING	40 YRS.	40 YRS.	N/A	86	TEST & ANAL.		

DEFICIENCY RESOLUTION:

PREPARED BY: RDC DATE: 05/26/83 REVISION DATE: 07/14/83

FACILITY: LGS UNIT: 1 DOCKET: 50-352 EQRR: 145

REVIEWED BY: FMV DATE: 07/14/83

SYSTEM: REACTOR ENCLOSURE HVAC - RECIRC. MODE

PLANT ID: ZS-76-159

COMPONENT: LIMIT SWITCH
ASSOC COMP: AIR OPERATOR
ASSOC COMP: VALVE

MANUFACTU: NAMCO
ASSOC MANF: BETTIS
ASSOC MANF: ALLIS - CHALMERS

SERVICE: REACTOR ENCLOSURE EXHAUST CROSS TIE TO REACTOR ENCLOSURE AIR RECIRCULATION SYSTEM.

FUNCTION: PROVIDES INDICATION OF VALVE POSITION. REQUIRED FOR LOCA ONLY.

ACCY: SPEC: N/A
DEMON: N/A
REF: N/A

MODEL NO.: EA740-20100
ASSOC M/N: N/A
ASSOC M/N: N/A

SERIAL NO: N/A
ASSOC S/N: N/A
ASSOC S/N: N/A

LOCATION: ROOM 605

RACK/PANEL: N/A

ASSOC. DWG: LOC: M-1096
P&ID: M-76

P.O. NO: M-70

SUBMERGENCE: N/A

CHEMICAL SPRAY: N/A

PARAMETER	ENVIRONMENT		DOCUMENTATION REFERENCE		QUALIFICATION	OUTSTANDING ITEMS	INTERFACES: CABLE: EQRR 22
	SPECIFICATION	QUALIFICATION	SPECIFICATION	QUALIFICATION	METHOD		
OPERATING TIME	1 HR.	180 DAYS	78	86	TEST & ANAL.		
TEMPERATURE (F)	115	340	85	86	TEST		MAINTENANCE REQUIREMENTS: REFERENCE 535 NAMCO REPORT FOR EA740, DRAWING EA749-20010 PAGE 3 OF 3.
PRESSURE (PSIA)	14.7	77.7	85	86	TEST		
RELATIVE HUMIDITY (%)	90	100	85	86	TEST		
RADIATION	1.02 E3	2.04 E8	85	86	TEST		REMARKS:
AGING	40 YRS.	40 YRS.	N/A	86	TEST & ANAL.		

DEFICIENCY RESOLUTION:

PREPARED BY: RDC DATE: 05/26/83 REVISION DATE: 07/14/83

FACILITY: LGS UNIT: 1 DOCKET: 50-352 EQRR: 145

REVIEWED BY: FMV DATE: 07/14/83

SYSTEM: REACTOR ENCLOSURE HVAC - RECIRC. MODE

PLANT ID: ZS-76-160

COMPONENT: LIMIT SWITCH
ASSOC COMP: AIR OPERATOR
ASSOC COMP: VALVE

MANUFACTU: NAMCO
ASSOC MANF: BETTIS
ASSOC MANF: ALLIS - CHALMERS

SERVICE: REACTOR ENCLOSURE EXHAUST CROSS TIE TO REACTOR ENCLOSURE AIR RECIRCULATION SYSTEM.

FUNCTION: PROVIDES INDICATION OF VALVE POSITION. REQUIRED FOR LOCA ONLY.

ACCY: SPEC: N/A
DEMON: N/A
REF: N/A

MODEL NO.: EA740-20100
ASSOC M/N: N/A
ASSOC M/N: N/A

SERIAL NO: N/A
ASSOC S/N: N/A
ASSOC S/N: N/A

LOCATION: ROOM 605

RACK/PANEL: N/A

ASSOC. DWG: LOC: M-1096
P&ID: M-76

P.O. NO: M-70

SUBMERGENCE: N/A

CHEMICAL SPRAY: N/A

PARAMETER	ENVIRONMENT		DOCUMENTATION REFERENCE		QUALIFICATION	OUTSTANDING ITEMS	INTERFACES: CABLE: EQRR 22
	SPECIFICATION	QUALIFICATION	SPECIFICATION	QUALIFICATION	METHOD		
OPERATING TIME	1 HR.	180 DAYS	78	86	TEST & ANAL.		
TEMPERATURE (F)	115	340	85	86	TEST		MAINTENANCE REQUIREMENTS: REFERENCE 535 NAMCO REPORT FOR EA740, DRAWING EA749-20010 PAGE 3 OF 3.
PRESSURE (PSIA)	14.7	77.7	85	86	TEST		
RELATIVE HUMIDITY (%)	90	100	85	86	TEST		
RADIATION	1.02 E3	2.04 E8	85	86	TEST		REMARKS:
AGING	40 YRS.	40 YRS.	N/A	86	TEST & ANAL.		

DEFICIENCY RESOLUTION:

PREPARED BY: RDC DATE: 05/26/83 REVISION DATE: 07/14/83

FACILITY: LGS UNIT: 1 DOCKET: 50-352 EQRR: 145

REVIEWED BY: FMV DATE: 07/14/83

SYSTEM: REACTOR ENCLOSURE HVAC - RECIRC. MODE

PLANT ID: ZS-76-167

ACCY: SPEC: N/A
DEMON: N/A
REF: N/A

LOCATION: ROOM 506C

RACK/PANEL: N/A

COMPONENT: LIMIT SWITCH
ASSOC COMP: AIR OPERATOR
ASSOC COMP: VALVE

MODEL NO.: EA740-20100
ASSOC M/N: N/A
ASSOC M/N: N/A

ASSOC. DWG: LOC: M-1093
P&ID: M-76

MANUFACTU: NAMCO
ASSOC MANF: BETTIS
ASSOC MANF: ALLIS - CHALMERS

SERIAL NO: N/A
ASSOC S/N: N/A
ASSOC S/N: N/A

SERVICE: REFUELING FLOOR AIR EXHAUST ISOLATION VALVE.

P.O. NO: M-70

FUNCTION: PROVIDES INDICATION OF VALVE POSITION.
REQUIRED FOR LOCA ONLY.

SUBMERGENCE: N/A

CHEMICAL SPRAY: N/A

PARAMETER	ENVIRONMENT		DOCUMENTATION REFERENCE		QUALIFICATION	OUTSTANDING ITEMS	INTERFACES:
	SPECIFICATION	QUALIFICATION	SPECIFICATION	QUALIFICATION	METHOD		CABLE: EQRR 22
OPERATING TIME	1 HR.	180 DAYS	78	86	TEST & ANAL.		
TEMPERATURE (F)	115	340	85	86	TEST		MAINTENANCE REQUIREMENTS: REFERENCE 535 NAMCO REPORT FOR EA740, DRAWING EA749-20010 PAGE 3 OF 3.
PRESSURE (PSIA)	14.7	77.7	85	86	TEST		
RELATIVE HUMIDITY (%)	90	100	85	86	TEST		
RADIATION	9.52 E4	2.04 E8	85	86	TEST		REMARKS:
AGING	40 YRS.	40 YRS.	N/A	86	TEST & ANAL.		

DEFICIENCY RESOLUTION:

PREPARED BY: RDC DATE: 05/26/83 REVISION DATE: 07/14/83

FACILITY: LGS UNIT: 1 DOCKET: 50-352 EQRR: 145

REVIEWED BY: FMV DATE: 07/14/83

SYSTEM: REACTOR ENCLOSURE HVAC - RECIRC. MODE

PLANT ID: ZS-76-168

ACCY: SPEC: N/A
DEMON: N/A
REF: N/A

LOCATION: ROOM 506C

RACK/PANEL: N/A

COMPONENT: LIMIT SWITCH
ASSOC COMP: AIR OPERATOR
ASSOC COMP: VALVE

MODEL NO.: EA740-20100
ASSOC M/N: N/A
ASSOC M/N: N/A

ASSOC. DWG: LOC: M-1093
P&ID: M-76

MANUFACTU: NAMCO
ASSOC MANF: BETTIS
ASSOC MANF: ALLIS - CHALMERS

SERIAL NO: N/A
ASSOC S/N: N/A
ASSOC S/N: N/A

SERVICE: REFUELING FLOOR AIR EXHAUST ISOLATION VALVE.
REACTOR ENCLOSURE AIR RECIRCULATION SYSTEM.

P.O. NO: M-70

FUNCTION: PROVIDES INDICATION OF VALVE POSITION.
REQUIRED FOR LOCA ONLY.

SUBMERGENCE: N/A

CHEMICAL SPRAY: N/A

PARAMETER	ENVIRONMENT		DOCUMENTATION REFERENCE		QUALIFICATION	OUTSTANDING ITEMS	INTERFACES: CABLE: EQRR 22
	SPECIFICATION	QUALIFICATION	SPECIFICATION	QUALIFICATION	METHOD		
OPERATING TIME	1 HR.	180 DAYS	78	86	TEST & ANAL.		
TEMPERATURE (F)	115	340	85	86	TEST		MAINTENANCE REQUIREMENTS: REFERENCE 535 NAMCO REPORT FOR EA740, DRAWING EA749-20010 PAGE 3 OF 3.
PRESSURE (PSIA)	14.7	77.7	85	86	TEST		
RELATIVE HUMIDITY (%)	90	100	85	86	TEST		
RADIATION	9.52 E4	2.04 E8	85	86	TEST		REMARKS:
AGING	40 YRS.	40 YRS.	N/A	86	TEST & ANAL.		

DEFICIENCY RESOLUTION:

PREPARED BY: RDC DATE: 05/26/83 REVISION DATE: 07/14/83

FACILITY: LGS UNIT: 1 DOCKET: 50-352 EQRR: 145

REVIEWED BY: FMV DATE: 07/14/83

SYSTEM: REACTOR ENCLOSURE HVAC - RECIRC. MODE

ACCY: SPEC: N/A
DEMON: N/A
REF: N/A

LOCATION: ROOM 605

PLANT ID: ZS-76-169

RACK/PANEL: N/A

COMPONENT: LIMIT SWITCH
ASSOC COMP: AIR OPERATOR
ASSOC COMP: VALVE

MODEL NO.: EA740-20100
ASSOC M/N: N/A
ASSOC M/N: N/A

ASSOC. DWG: LOC: M-1096
P&ID: M-76

MANUFACTU: NAMCO
ASSOC MANF: BETTIS
ASSOC MANF: ALLIS - CHALMERS

SERIAL NO: N/A
ASSOC S/N: N/A
ASSOC S/N: N/A

SERVICE: REFUELING FLOOR EXHAUST CROSS TIE TO REACTOR ENCLOSURE AIR RECIRCULATION SYSTEM.

P.O. NO: M-70

FUNCTION: PROVIDES INDICATION OF VALVE POSITION. REQUIRED FOR LOCA ONLY.

SUBMERGENCE: N/A

CHEMICAL SPRAY: N/A

PARAMETER	ENVIRONMENT		DOCUMENTATION REFERENCE		QUALIFICATION	OUTSTANDING ITEMS	INTERFACES:
	SPECIFICATION	QUALIFICATION	SPECIFICATION	QUALIFICATION	METHOD		CABLE: EQRR 22
OPERATING TIME	1 HR.	180 DAYS	78	86	TEST & ANAL.		
TEMPERATURE (F)	115	340	85	86	TEST		MAINTENANCE REQUIREMENTS: REFERENCE 535 NAMCO REPORT FOR EA740, DRAWING EA749-20010 PAGE 3 OF 3.
PRESSURE (PSIA)	14.7	77.7	85	86	TEST		
RELATIVE HUMIDITY (%)	90	100	85	86	TEST		
RADIATION	1.02 E3	2.04 E8	85	86	TEST		REMARKS:
AGING	40 YRS.	40 YRS.	N/A	86	TEST & ANAL.		

DEFICIENCY RESOLUTION:

PREPARED BY: RDC DATE: 05/26/83 REVISION DATE: 07/14/83

FACILITY: LGS UNIT: 1 DOCKET: 50-352 EQRR: 145

REVIEWED BY: FMV DATE: 07/14/83

SYSTEM: REACTOR ENCLOSURE HVAC - RECIRC. MODE

ACCY: SPEC: N/A
DEMON: N/A
REF: N/A

LOCATION: ROOM 605

PLANT ID: ZS-76-170

RACK/PANEL: N/A

COMPONENT: LIMIT SWITCH
ASSOC COMP: AIR OPERATOR
ASSOC COMP: VALVE

MODEL NO.: EA740-20100
ASSOC M/N: N/A
ASSOC M/N: N/A

ASSOC. DWG: LOC: M-1096
P&ID: M-76

MANUFACTU: NAMCO
ASSOC MANF: BETTIS
ASSOC MANF: ALLIS - CHALMERS

SERIAL NO: N/A
ASSOC S/N: N/A
ASSOC S/N: N/A

SERVICE: REFUELING FLOOR EXHAUST CROSS TIE TO REACTOR ENCLOSURE AIR RECIRCULATION SYSTEM.

P.O. NO: M-70

FUNCTION: PROVIDES INDICATION OF VALVE POSITION. REQUIRED FOR LOCA ONLY.

SUBMERGENCE: N/A

CHEMICAL SPRAY: N/A

PARAMETER	ENVIRONMENT		DOCUMENTATION REFERENCE		QUALIFICATION	OUTSTANDING ITEMS	INTERFACES:
	SPECIFICATION	QUALIFICATION	SPECIFICATION	QUALIFICATION	METHOD		CABLE: EQRR 22
OPERATING TIME	1 HR.	180 DAYS	78	86	TEST & ANAL.		
TEMPERATURE (F)	115	340	85	86	TEST		MAINTENANCE REQUIREMENTS: REFERENCE 535 NAMCO REPORT FOR EA740, DRAWING EA749-20010 PAGE 3 OF 3.
PRESSURE (PSIA)	14.7	77.7	85	86	TEST		
RELATIVE HUMIDITY (%)	90	100	85	86	TEST		
RADIATION	1.02 E3	2.04 E8	85	86	TEST		REMARKS:
AGING	40 YRS.	40 YRS.	N/A	86	TEST & ANAL.		

DEFICIENCY RESOLUTION:

PREPARED BY: FMV DATE: 03/19/84 REVISION DATE: 03/19/84

FACILITY: LGS UNIT: 1 DOCKET: 50-352 EQRR: 149

REVIEWED BY: WJB DATE: 03/19/84

SYSTEM: REACTOR ENCLOSURE HVAC - RECIRC. MODE
ACCY: SPEC: N/A
DEMON: N/A
REF: N/A
LOCATION: ROOM 605

PLANT ID: ZS-76-183A
RACK/PANEL: N/A

COMPONENT: POSITION SWITCH
MODEL NO.: F2 (ITT)

ASSOC COMP: ELECTRO-HYDRAULIC ACTUATOR
ASSOC M/N: NH95J6602-F2
ASSOC. DWG: LOC: M-1097

ASSOC COMP: DAMPER
ASSOC M/N: (CH301XXQ102)
P&ID: M-76

MANUFACTU: MICRO SWITCH
SERIAL NO:

ASSOC MANF: ITT GENERAL CONTROLS
ASSOC S/N: N/A

ASSOC MANF: AMERICAN WARMING & VENTILATION
ASSOC S/N: N/A

SERVICE: REACTOR ENCLOSURE AIR RECIRCULATION SYSTEM (TRAIN A) INLET DAMPER.

P.O. NO: M-113BC

FUNCTION: PROVIDES INDICATION OF DAMPER POSITION.
REQUIRED FOR LOCA AND ALL HELBS.

SUBMERGENCE: N/A

CHEMICAL SPRAY: N/A

PARAMETER	ENVIRONMENT		DOCUMENTATION REFERENCE		QUALIFICATION	OUTSTANDING ITEMS	INTERFACES:
	SPECIFICATION	QUALIFICATION	SPECIFICATION	QUALIFICATION	METHOD		
OPERATING TIME	180 DAYS	180 DAYS	534	142,603	TEST & ANAL.		
TEMPERATURE (F)	120	180	85	142	TEST		MAINTENANCE REQUIREMENTS:
PRESSURE (PSIA)	14.7	15.0	85	142	TEST		
RELATIVE HUMIDITY (%)	90	100	85	142	TEST		
RADIATION	6.71 E4	5.00 E6	85	142	TEST		REMARKS:
AGING	40 YRS.	40 YRS.	N/A	142	TEST & ANAL.		

DEFICIENCY RESOLUTION:

PREPARED BY: FMV DATE: 03/19/84 REVISION DATE: 03/19/84

FACILITY: LGS UNIT: 1 DOCKET: 50-352 EQRR: 149

REVIEWED BY: WJB DATE: 03/19/84

SYSTEM: REACTOR ENCLOSURE HVAC - RECIRC. MODE

ACCY: SPEC: N/A
DEMON: N/A
REF: N/A

LOCATION: ROOM 605

PLANT ID: ZS-76-183B

RACK/PANEL: N/A

COMPONENT: POSITION SWITCH
ASSOC COMP: ELECTRO-HYDRAULIC ACTUATOR
ASSOC COMP: DAMPER

MODEL NO.: F2 (ITT)
ASSOC M/N: NH95J6602-F2
ASSOC M/N: (CH301XXQ102)

ASSOC. DWG: LOC: M-1097
P&ID: M-76

MANUFACTU: MICRO SWITCH
ASSOC MANF: ITT GENERAL CONTROLS
ASSOC MANF: AMERICAN WARMING & VENTILATION

SERIAL NO:
ASSOC S/N: N/A
ASSOC S/N: N/A

SERVICE: REACTOR ENCLOSURE AIR RECIRCULATION SYSTEM (TRAIN B) INLET DAMPER.

P.O. NO: M-113BC

FUNCTION: PROVIDES INDICATION OF DAMPER POSITION.
REQUIRED FOR LOCA AND ALL HELBS

SUBMERGENCE: N/A

CHEMICAL SPRAY: N/A

PARAMETER	ENVIRONMENT		DOCUMENTATION REFERENCE		QUALIFICATION	OUTSTANDING ITEMS	INTERFACES:
	SPECIFICATION	QUALIFICATION	SPECIFICATION	QUALIFICATION	METHOD		
OPERATING TIME	180 DAYS	180 DAYS	534	142,603	TEST & ANAL.		
TEMPERATURE (F)	120	180	85	142	TEST		MAINTENANCE REQUIREMENTS:
PRESSURE (PSIA)	14.7	15.0	85	142	TEST		
RELATIVE HUMIDITY (%)	90	100	85	142	TEST		
RADIATION	6.71 E4	5.00 E6	85	142	TEST		REMARKS:
AGING	40 YRS.	40 YRS.	N/A	142	TEST & ANAL.		

DEFICIENCY RESOLUTION:

PREPARED BY: FMV DATE: 03/19/84 REVISION DATE: 03/19/84

FACILITY: LGS UNIT: 1 DOCKET: 50-352 EQRR: 141

REVIEWED BY: WJB DATE: 03/19/84

SYSTEM: REACTOR ENCLOSURE HVAC - RECIRC. MODE

ACCY: SPEC: N/A
DEMON: N/A
REF: N/A

LOCATION: ROOM 605

PLANT ID: ZS-76-184A

RACK/PANEL: N/A

COMPONENT: POSITION SWITCH
ASSOC COMP: ELECTRO-HYDRAULIC ACTUATOR
ASSOC COMP: VALVE

MODEL NO.: E170-3132
ASSOC M/N: PD-18941
ASSOC M/N: N/A

ASSOC. DWG: LOC: M-1100
P&ID: M-76

MANUFACTU: NAMCO
ASSOC MANF: PAUL-MUNROE HYDRAULICS, INC.
ASSOC MANF: ALLIS - CHALMERS

SERIAL NO: N/A
ASSOC S/N: N/A
ASSOC S/N: N/A

SERVICE: REACTOR ENCLOSURE AIR RECIRCULATION SYSTEM CHARCOAL FILTERS COOLDOWN AIR.

P.O. NO: M-70

FUNCTION: PROVIDES INDICATION OF VALVE POSITION. REQUIRED FOR LOCA ONLY.

SUBMERGENCE: N/A

CHEMICAL SPRAY: N/A

PARAMETER	ENVIRONMENT		DOCUMENTATION REFERENCE		QUALIFICATION	OUTSTANDING ITEMS	INTERFACES:
	SPECIFICATION	QUALIFICATION	SPECIFICATION	QUALIFICATION	METHOD		
OPERATING TIME	180 DAYS	180 DAYS	534	69	TEST & ANAL.		
TEMPERATURE (F)	120	350	85	69	TEST		MAINTENANCE REQUIREMENTS:
PRESSURE (PSIA)	14.7	80.7	85	69	TEST		
RELATIVE HUMIDITY (%)	90	100	85	69	TEST		
RADIATION	6.71 E4	1.00 E8	85	69	TEST		REMARKS:
AGING	40 YRS.	5 YRS.	N/A	69	TEST & ANAL.		

DEFICIENCY RESOLUTION:

PREPARED BY: FMV DATE: 03/19/84 REVISION DATE: 03/19/84

FACILITY: LGS UNIT: 1 DOCKET: 50-352 EQRR: 141

REVIEWED BY: WJB DATE: 03/19/84

SYSTEM: REACTOR ENCLOSURE HVAC - RECIRC. MODE

PLANT ID: ZS-76-184B

ACCY: SPEC: N/A
DEMON: N/A
REF: N/A

LOCATION: ROOM 605

RACK/PANEL: N/A

COMPONENT: POSITION SWITCH
ASSOC COMP: ELECTRO-HYDRAULIC ACTUATOR
ASSOC COMP: VALVE

MODEL NO.: E170-3132
ASSOC M/N: PD-18941
ASSOC M/N: N/A

ASSOC. DWG: LOC: M-1100
P&ID: M-76

MANUFACTU: NAMCO
ASSOC MANF: PAUL-MUNROE HYDRAULICS, INC.
ASSOC MANF: ALLIS - CHALMERS

SERIAL NO: N/A
ASSOC S/N: N/A
ASSOC S/N: N/A

SERVICE: REACTOR ENCLOSURE AIR RECIRCULATION SYSTEM CHARCOAL FILTERS COOLDOWN AIR.

P.O. NO: M-70

FUNCTION: PROVIDES INDICATION OF VALVE POSITION. REQUIRED FOR LOCA ONLY.

SUBMERGENCE: N/A

CHEMICAL SPRAY: N/A

PARAMETER	ENVIRONMENT		DOCUMENTATION REFERENCE		QUALIFICATION	OUTSTANDING ITEMS	INTERFACES:
	SPECIFICATION	QUALIFICATION	SPECIFICATION	QUALIFICATION	METHOD		
OPERATING TIME	180 DAYS	180 DAYS	534	69	TEST & ANAL.		
TEMPERATURE (F)	120	350	85	69	TEST		MAINTENANCE REQUIREMENTS:
PRESSURE (PSIA)	14.7	80.7	85	69	TEST		
RELATIVE HUMIDITY (%)	90	100	85	69	TEST		
RADIATION	6.71 E4	1.00 E8	85	69	TEST		REMARKS:
AGING	40 YRS.	5 YRS.	N/A	69	TEST & ANAL.		

DEFICIENCY RESOLUTION:

PREPARED BY: FMV DATE: 03/19/84 REVISION DATE: 03/19/84

FACILITY: LGS UNIT: 1 DOCKET: 50-352 EQRR: 141

REVIEWED BY: WJB DATE: 03/19/84

SYSTEM: REACTOR ENCLOSURE HVAC - RFCIRC. MODE

ACCY: SPEC: N/A
DEMON: N/A
REF: N/A

LOCATION: ROOM 605

PLANT ID: ZS-76-191A

RACK/PANEL: N/A

COMPONENT: POSITION SWITCH
ASSOC COMP: ELECTRO-HYDRAULIC ACTUATOR
ASSOC COMP: VALVE

MODEL NO.: E170-3132
ASSOC M/N: PD-18941
ASSOC M/N: N/A

ASSOC. DWG: LOC: M-1100
P&ID: M-76

MANUFACTU: NAMCO
ASSOC MANF: PAUL-MUNROE HYDRAULICS, INC.
ASSOC MANF: ALLIS - CHALMERS

SERIAL NO: N/A
ASSOC S/N: N/A
ASSOC S/N: N/A

SERVICE: REACTOR ENCLOSURE AIR RECIRCULATION SYSTEM CHARCOAL FILTERS COOLDOWN AIR.

P.O. NO: M-70

FUNCTION: PROVIDES INDICATION OF VALVE POSITION. REQUIRED FOR LOCA ONLY.

SUBMERGENCE: N/A

CHEMICAL SPRAY: N/A

PARAMETER	ENVIRONMENT		DOCUMENTATION REFERENCE		QUALIFICATION	OUTSTANDING ITEMS	INTERFACES:
	SPECIFICATION	QUALIFICATION	SPECIFICATION	QUALIFICATION	METHOD		
OPERATING TIME	180 DAYS	180 DAYS	534	69	TEST & ANAL.		
TEMPERATURE (F)	120	350	85	69	TEST		MAINTENANCE REQUIREMENTS:
PRESSURE (PSIA)	14.7	80.7	85	69	TEST		
RELATIVE HUMIDITY (%)	90	100	85	69	TEST		
RADIATION	6.71 E4	1.00 E8	85	69	TEST		REMARKS:
AGING	40 YRS.	5 YRS.	N/A	69	TEST & ANAL.		

DEFICIENCY RESOLUTION:

PREPARED BY: FMV DATE: 03/19/84 REVISION DATE: 03/19/84

FACILITY: LGS UNIT: 1 DOCKET: 50-352 EQRR: 141

REVIEWED BY: WJB DATE: 03/19/84

SYSTEM: REACTOR ENCLOSURE HVAC - RECIRC. MODE

ACCY: SPEC: N/A
DEMON: N/A
REF: N/A

LOCATION: ROOM 605

PLANT ID: ZS-76-191B

RACK/PANEL: N/A

COMPONENT: POSITION SWITCH — MODEL NO.: E170-3132
ASSOC COMP: ELECTRO-HYDRAULIC ACTUATOR — ASSOC M/N: PD-18941
ASSOC COMP: VALVE — ASSOC M/N: N/A

ASSOC. DWG: LOC: M-1100
P&ID: M-76

MANUFACTU: NAMCO — SERIAL NO: N/A
ASSOC MANF: PAUL-MUNROE HYDRAULICS, INC. — ASSOC S/N: N/A
ASSOC MANF: ALLIS - CHALMERS — ASSOC S/N: N/A

SERVICE: REACTOR ENCLOSURE AIR RECIRCULATION SYSTEM CHARCOAL FILTERS COOLDOWN AIR.

P.O. NO: M-70

FUNCTION: PROVIDES INDICATION OF VALVE POSITION. REQUIRED FOR LOCA ONLY.

SUBMERGENCE: N/A

CHEMICAL SPRAY: N/A

PARAMETER	ENVIRONMENT		DOCUMENTATION REFERENCE		QUALIFICATION	OUTSTANDING ITEMS	INTERFACES:
	SPECIFICATION	QUALIFICATION	SPECIFICATION	QUALIFICATION	METHOD		
OPERATING TIME	180 DAYS	180 DAYS	534	69	TEST & ANAL.		
TEMPERATURE (F)	120	350	85	69	TEST		MAINTENANCE REQUIREMENTS:
PRESSURE (PSIA)	14.7	80.7	85	69	TEST		
RELATIVE HUMIDITY (%)	90	100	85	69	TEST		
RADIATION	6.71 E4	1.00 E8	85	69	TEST		REMARKS:
AGING	40 YRS.	5 YRS.	N/A	69	TEST & ANAL.		

DEFICIENCY RESOLUTION:

PREPARED BY: FMV DATE: 03/19/84 REVISION DATE: 03/19/84

FACILITY: LGS UNIT: 1 DOCKET: 50-352 EQRR: 149

REVIEWED BY: WJB DATE: 03/19/84

SYSTEM: REACTOR ENCLOSURE HVAC - RECIRC. MODE

ACCY: SPEC: N/A
DEMON: N/A
REF: N/A

LOCATION: ROOM 605

PLANT ID: ZS-76-193A

RACK/PANEL: N/A

COMPONENT: POSITION SWITCH
ASSOC COMP: ELECTRO-HYDRAULIC ACTUATOR
ASSOC COMP: DAMPER

MODEL NO.: F2 (ITT)
ASSOC M/N: NH95J6602-F2
ASSOC M/N: (CH301XXQ102)

ASSOC. DWG: LOC: M-1096
P&ID: M-76

MANUFACTU: MICRO SWITCH
ASSOC MANF: ITT GENERAL CONTROLS
ASSOC MANF: AMERICAN WARMING & VENTILATION

SERIAL NO:
ASSOC S/N: N/A
ASSOC S/N: N/A

SERVICE: REACTOR ENCLOSURE AIR RECIRCULATION SYSTEM FAN 1AV213 DISCHARGE DAMPER.

P.O. NO: M-113DC

FUNCTION: PROVIDES INDICATION OF DAMPER POSITION.
REQUIRED FOR LOCA AND ALL HELBS.

SUBMERGENCE: N/A

CHEMICAL SPRAY: N/A

PARAMETER	ENVIRONMENT		DOCUMENTATION REFERENCE		QUALIFICATION	OUTSTANDING ITEMS	INTERFACES:
	SPECIFICATION	QUALIFICATION	SPECIFICATION	QUALIFICATION	METHOD		
OPERATING TIME	180 DAYS	180 DAYS	534	142,603	TEST & ANAL.		
TEMPERATURE (F)	120	180	85	142	TEST		MAINTENANCE REQUIREMENTS:
PRESSURE (PSIA)	14.7	15.0	85	142	TEST		
RELATIVE HUMIDITY (%)	90	100	85	142	TEST		
RADIATION	6.71 E4	5.00 E6	85	142	TEST		REMARKS:
AGING	40 YRS.	40 YRS.	N/A	142	TEST & ANAL.		

DEFICIENCY RESOLUTION:

PREPARED BY: FMV DATE: 03/19/84 REVISION DATE: 03/19/84

FACILITY: LGS UNIT: 1 DOCKET: 50-352 EQRR: 149

REVIEWED BY: WJB DATE: 03/19/84

SYSTEM: REACTOR ENCLOSURE HVAC - RECIRC. MODE

ACCY: SPEC: N/A
DEMON: N/A
REF: N/A

LOCATION: ROOM 605

PLANT ID: ZS-76-193B

RACK/PANEL: N/A

COMPONENT: POSITION SWITCH
ASSOC COMP: ELECTRO-HYDRAULIC ACTUATOR
ASSOC COMP: DAMPER

MODEL NO.: F2 (ITT)
ASSOC M/N: NH95J6602-F2
ASSOC M/N: (CH301XXQ102)

ASSOC. DWG: LOC: M-1096
P&ID: M-76

MANUFACTU: MICRO SWITCH
ASSOC MANF: ITT GENERAL CONTROLS
ASSOC MANF: AMERICAN WARMING & VENTILATION

SERIAL NO:
ASSOC S/N: N/A
ASSOC S/N: N/A

SERVICE: REACTOR ENCLOSURE AIR RECIRCULATION SYSTEM FAN 1BV213 DISCHARGE DAMPER.

P.O. NO: M-113BC

FUNCTION: PROVIDES INDICATION OF DAMPER POSITION.
REQUIRED FOR LOCA AND ALL HELBS.

SUBMERGENCE: N/A

CHEMICAL SPRAY: N/A

PARAMETER	ENVIRONMENT		DOCUMENTATION REFERENCE		QUALIFICATION	OUTSTANDING ITEMS	INTERFACES:
	SPECIFICATION	QUALIFICATION	SPECIFICATION	QUALIFICATION	METHOD		
OPERATING TIME	180 DAYS	180 DAYS	534	142,603	TEST & ANAL.		
TEMPERATURE (F)	120	180	85	142	TEST		MAINTENANCE REQUIREMENTS:
PRESSURE (PSIA)	14.7	15.0	85	142	TEST		
RELATIVE HUMIDITY (%)	90	100	85	142	TEST		
RADIATION	6.71 E4	5.00 E6	85	142	TEST		REMARKS:
AGING	40 YRS.	40 YRS.	N/A	142	TEST & ANAL.		

DEFICIENCY RESOLUTION:

PREPARED BY: FMV DATE: 03/09/84 REVISION DATE: 03/09/84

FACILITY: LGS UNIT: 1 DOCKET: 50-352 EQRR: 145

REVIEWED BY: WJB DATE: 03/09/84

SYSTEM: REACTOR ENCLOSURE HVAC - RECIRC. MODE

ACCY: SPEC: N/A
DEMON: N/A
REF: N/A

LOCATION: ROOM 601

PLANT ID: ZS-76-196

RACK/PANEL: N/A

COMPONENT: LIMIT SWITCH
ASSOC COMP: AIR OPERATOR
ASSOC COMP: VALVE

MODEL NO.: EA740-20100
ASSOC M/N: N/A
ASSOC M/N: N/A

ASSOC. DWG: LOC: M-1080
P&ID: M-76

MANUFACTU: NAMCO
ASSOC MANF: BETTIS
ASSOC MANF: ALLIS - CHALMERS

SERIAL NO: N/A
ASSOC S/N: N/A
ASSOC S/N: N/A

SERVICE: REACTOR ENCLOSURE AIR SUPPLY ISOLATION VALVE.

P.O. NO: M-70

FUNCTION: PROVIDES INDICATION OF VALVE POSITION. REQUIED FOR LOCA ONLY.

SUBMERGENCE: N/A

CHEMICAL SPRAY: N/A

PARAMETER	ENVIRONMENT		DOCUMENTATION REFERENCE		QUALIFICATION	OUTSTANDING ITEMS	INTERFACES: CABLE: EQRR 22
	SPECIFICATION	QUALIFICATION	SPECIFICATION	QUALIFICATION	METHOD		
OPERATING TIME	1 HR.	180 DAYS	78	86	TEST & ANAL.		
TEMPERATURE (F)	115	340	85	86	TEST		MAINTENANCE REQUIREMENTS: REFERENCE 535 NAMCO REPORT FOR EA 740, DWG EA749-20010 PAGE 3 OF 3
PRESSURE (PSIA)	14.7	77.7	85	86	TEST		
RELATIVE HUMIDITY (%)	90	100	85	86	TEST		
RADIATION	1.02 E3	2.04 E8	85	86	TEST		REMARKS:
AGING	40 YRS.	40 YRS.	N/A	86	TEST & ANAL.		

DEFICIENCY RESOLUTION:

PREPARED BY: FMV DATE: 03/12/84 REVISION DATE: 03/12/84

FACILITY: LGS UNIT: 1 DOCKET: 50-352 EQRR: 145

REVIEWED BY: WJB DATE: 03/12/84

SYSTEM: REACTOR ENCLOSURE HVAC - RECIRC. MODE

ACCY: SPEC: N/A
DEMON: N/A
REF: N/A

LOCATION: ROOM 601

PLANT ID: ZS-76-197

RACK/PANEL: N/A

COMPONENT: LIMIT SWITCH
ASSOC COMP: AIR OPERATOR
ASSOC COMP: VALVE

MODEL NO.: EA740-20100
ASSOC M/N: N/A
ASSOC M/N: N/A

ASSOC. DWG: LOC: M-1080
P&ID: M-76

MANUFACTU: NAMCO
ASSOC MANF: BETTIS
ASSOC MANF: ALLIS - CHALMERS

SERIAL NO: N/A
ASSOC S/N: N/A
ASSOC S/N: N/A

SERVICE: REACTOR ENCLOSURE AIR SUPPLY ISOLATION VALVE.

P.O. NO: M-70

FUNCTION: PROVIDES INDICATION OF VALVE POSITION. REQUIRED FOR LOCA ONLY.

SUBMERGENCE: N/A

CHEMICAL SPRAY: N/A

PARAMETER	ENVIRONMENT		DOCUMENTATION REFERENCE		QUALIFICATION	OUTSTANDING ITEMS	INTERFACES: CABLE: EQRR 22
	SPECIFICATION	QUALIFICATION	SPECIFICATION	QUALIFICATION	METHOD		
OPERATING TIME	1 HR.	180 DAYS	78	86	TEST & ANAL.		
TEMPERATURE (F)	115	340	85	86	TEST		MAINTENANCE REQUIREMENTS: REFERENCE 535 NAMED REPORT FOR EA 740, DWG EA749-20010 PAGE 3 OF 3
PRESSURE (PSIA)	14.7	77.7	85	86	TEST		
RELATIVE HUMIDITY (%)	90	100	85	86	TEST		
RADIATION	1.02 E3	2.04 E8	85	86	TEST		REMARKS:
AGING	40 YRS.	40 YRS.	N/A	6	TEST & ANAL.		

DEFICIENCY RESOLUTION:

PREPARED BY: WJB DATE: 01/10/84 REVISION DATE: 01/10/84

FACILITY: LGS UNIT: 1 DOCKET: 50-352 EQRR: 162

REVIEWED BY: FMV DATE: 01/10/84

SYSTEM: REACTOR ENCLOSURE HVAC - RECIRC. MODE

ACCY: SPEC: N/A
DEMON: N/A
REF: N/A

LOCATION: ROOM 605

PLANT ID: 1AC186

RACK/PANEL: N/A

COMPONENT: CONTROL PANEL
ASSOC COMP: N/A
ASSOC COMP: N/A

MODEL NO.: COMPOSITE SYSTEM
ASSOC M/N: N/A
ASSOC M/N: N/A

ASSOC. DWG: LOC: M-1096, M-1182
P&ID: M-76

MANUFACTU: ALISON
ASSOC MANF: N/A
ASSOC MANF: N/A

SERIAL NO:
ASSOC S/N: N/A
ASSOC S/N: N/A

SERVICE: STANDBY GAS TREATMENT CHARCOAL FILTER 1AF297 FIRE PROTECTION.

P.O. NO: M-66

FUNCTION: DETECTS AND ALARMS AN OVERHEATING CONDITION IN THE FILTER ASSEMBLY. REQUIRED FOR LOCA ONLY.

SUBMERGENCE: N/A

CHEMICAL SPRAY: N/A

PARAMETER	ENVIRONMENT		DOCUMENTATION REFERENCE		QUALIFICATION	OUTSTANDING ITEMS	INTERFACES:
	SPECIFICATION	QUALIFICATION	SPECIFICATION	QUALIFICATION	METHOD		CABLE: EQRR 22
OPERATING TIME	180 DAYS	180 DAYS	78	103	TEST & ANAL.		
TEMPERATURE (F)	120	135	85	103	TEST & ANAL.		MAINTENANCE REQUIREMENTS: REFERENCE 103 PRINT 8031-M-66-185-6, PAGE 7, AND ALISON LETTER OF 03/21/83.
PRESSURE (PSIA)	14.7	14.7	85	103	TEST & ANAL.		
RELATIVE HUMIDITY (%)	90	100	85	103	TEST & ANAL.		
RADIATION	6.71E4	2.50 E5	143	103	TEST		REMARKS:
AGING	40 YRS.	40 YRS.	N/A	103	TEST & ANAL.		

DEFICIENCY RESOLUTION:

PREPARED BY: WJB DATE: 01/10/84 REVISION DATE: 02/27/84

FACILITY: LGS UNIT: 1 DOCKET: 50-352 EQRR: 162

REVIEWED BY: WJB DATE: 04/12/84

SYSTEM: REACTOR ENCLOSURE HVAC - RECIRC. MODE

ACCY: SPEC: N/A
DEMON: N/A
REF: N/A

LOCATION: ROOM 625

PLANT ID: 1BC186

RACK/PANEL: N/A

COMPONENT: CONTROL PANEL
ASSOC COMP: N/A
ASSOC COMP: N/A

MODEL NO.: COMPOSITE SYSTEM
ASSOC M/N: N/A
ASSOC M/N: N/A

ASSOC. DWG: LOC: M-1096, M-1182

MANUFACTU: ALISON
ASSOC MANF: N/A
ASSOC MANF: N/A

SERIAL NO:
ASSOC S/N: N/A
ASSOC S/N: N/A

SERVICE: STANDBY GAS TREATMENT CHARCOAL FILTER 1BF297 FIRE PROTECTION.

P.O. NO: M-66

FUNCTION: DETECTS AND ALARMS AN OVERHEATING CONDITION IN THE FILTER ASSEMBLY. REQUIRED FOR LOCA ONLY.

SUBMERGENCE: N/A

CHEMICAL SPRAY: N/A

PARAMETER	ENVIRONMENT		DOCUMENTATION REFERENCE		QUALIFICATION	OUTSTANDING ITEMS	INTERFACES: CABLE: EQRR 22
	SPECIFICATION	QUALIFICATION	SPECIFICATION	QUALIFICATION	METHOD		
OPERATING TIME	180 DAYS	180 DAYS	78	103	TEST & ANAL.		
TEMPERATURE (F)	120	135	85	103	TEST & ANAL.		MAINTENANCE REQUIREMENTS: REFERENCE 103 PRINT 8031-M-66-185-6, PAGE 7, AND ALISON LETTER OF 03/21/83.
PRESSURE (PSIA)	14.7	14.7	85	103	TEST & ANAL.		
RELATIVE HUMIDITY (%)	90	100	85	103	TEST & ANAL.		
RADIATION	1.0 E3	2.50 E5	143	103	TEST		REMARKS:
AGING	40 YRS.	40 YRS.	N/A	103	TEST & ANAL.		

DEFICIENCY RESOLUTION:

PREPARED BY: FMV DATE: 03/19/84 REVISION DATE: 03/19/84

FACILITY: LGS UNIT: 1 DOCKET: 50-352 EQRR: 149

REVIEWED BY: WJB DATE: 03/19/84

SYSTEM: REACTOR ENCLOSURE HVAC - RECIRC. MODE

ACCY: SPEC: N/A
DEMON: N/A
REF: N/A

LOCATION: ROOM 605

PLANT ID: 76-ALS-FDC-192A

RACK/PANEL: N/A

COMPONENT: POSITION SWITCH
ASSOC COMP: ELECTRO-HYDRAULIC ACTUATOR
ASSOC COMP: DAMPER

MODEL NO.: F2 (ITT)
ASSOC M/N: NH95J6602-F2
ASSOC M/N: (CH301XXQ102)

ASSOC. DWG: LOC: M-1101
P&ID: M-76

MANUFACTU: MICRO SWITCH
ASSOC MANF: ITT GENERAL CONTROLS
ASSOC MANF: AMERICAN WARMING & VENTILATION

SERIAL NO:
ASSOC S/N: N/A
ASSOC S/N: N/A

SERVICE: REACTOR ENCLOSURE AIR RECIRCULATION SYSTEM FLOW CONTROL DAMPER (FAN 1AV213).

P.O. NO: M-113BC

FUNCTION: PROVIDES INDICATION OF DAMPER POSITION.
REQUIRED FOR LOCA AND ALL HELBS.

SUBMERGENCE: N/A

CHEMICAL SPRAY: N/A

PARAMETER	ENVIRONMENT		DOCUMENTATION REFERENCE		QUALIFICATION	OUTSTANDING ITEMS	INTERFACES:
	SPECIFICATION	QUALIFICATION	SPECIFICATION	QUALIFICATION	METHOD		
OPERATING TIME	180 DAYS	180 DAYS	534	142,503	TEST & ANAL.		
TEMPERATURE (F)	120	180	85	142	TEST		MAINTENANCE REQUIREMENTS:
PRESSURE (PSIA)	14.7	15.0	85	142	TEST		
RELATIVE HUMIDITY (%)	90	100	85	142	TEST		
RADIATION	6.71 E4	5.00 E6	85	142	TEST		REMARKS:
AGING	40 YRS.	40 YRS.	N/A	142	TEST & ANAL.		

DEFICIENCY RESOLUTION:

PREPARED BY: FMV DATE: 03/19/84 REVISION DATE: 03/19/84

FACILITY: LGS UNIT: 1 DOCKET: 50-352 EQRR: 149

REVIEWED BY: WJB DATE: 03/19/84

SYSTEM: REACTOR ENCLOSURE HVAC - RECIRC. MODE

ACCY: SPEC: N/A
DEMON: N/A
REF: N/A

LOCATION: ROOM 605

PLANT ID: 76-ALS-FDC-192B

RACK/PANEL: N/A

COMPONENT: POSITION SWITCH
ASSOC COMP: ELECTRO-HYDRAULIC ACTUATOR
ASSOC COMP: DAMPER

MODEL NO.: F2 (ITT)
ASSOC M/N: NH95J6602-F2
ASSOC M/N: (CH301XXQ102)

ASSOC. DWG: LOC: M-1101
P&ID: M-76

MANUFACTU: MICRO SWITCH
ASSOC MANF: ITT GENERAL CONTROLS
ASSOC MANF: AMERICAN WARMING & VENTILATION

SERIAL NO:
ASSOC S/N: N/A
ASSOC S/N: N/A

SERVICE: REACTOR ENCLOSURE AIR RECIRCULATION SYSTEM FLOW CONTROL DAMPER (FAN 1BV213).

P.O. NO: M-113BC

FUNCTION: PROVIDES INDICATION OF DAMPER POSITION.
REQUIRED FOR LOCA AND ALL HELBS.

SUBMERGENCE: N/A

CHEMICAL SPRAY: N/A

PARAMETER	ENVIRONMENT		DOCUMENTATION REFERENCE		QUALIFICATION	OUTSTANDING ITEMS	INTERFACES:
	SPECIFICATION	QUALIFICATION	SPECIFICATION	QUALIFICATION	METHOD		
OPERATING TIME	180 DAYS	180 DAYS	534	142,603	TEST & ANAL.		
TEMPERATURE (F)	120	180	85	142	TEST		MAINTENANCE REQUIREMENTS:
PRESSURE (PSIA)	14.7	15.0	85	142	TEST		
RELATIVE HUMIDITY (Z)	90	100	85	142	TEST		
RADIATION	6.71 E4	5.00 E6	85	142	TEST		REMARKS:
AGING	40 YRS.	40 YRS.	N/A	142	TEST & ANAL.		

DEFICIENCY RESOLUTION:

PREPARED BY: FMV DATE: 02/28/84 REVISION DATE: 04/12/84

FACILITY: LGS UNIT: 1 DOCKET: 50-352 EQRR: 144

REVIEWED BY: WJB DATE: 04/12/84

SYSTEM: REACTOR ENCLOSURE HVAC - RECIRC. MODE

ACCY: SPEC: N/A
DEMON: N/A
REF: N/A

LOCATION: ROOM 602

PLANT ID: 76-E/S FF-082

RACK/PANEL: 1AC253

COMPONENT: DC POWER SUPPLY
ASSOC COMP: N/A
ASSOC COMP: N/A

MODEL NO.: PCX 72-0.3
ASSOC M/N: N/A
ASSOC M/N: N/A

ASSOC. DWG: LOC: M-1096
P&ID: M-76
ELEC: E-686 (SHEET 1)

MANUFACTU: KEPCO
ASSOC MANF: N/A
ASSOC MANF: N/A

SERIAL NO:
ASSOC S/N: N/A
ASSOC S/N: N/A

SERVICE: POWER SUPPLY FOR REACTOR ENCLOSURE HVAC SYSTEM COMPONENTS THAT MONITOR DIFFERENTIAL PRESSURE BETWEEN RE AND OUTSIDE AIR.

P.O. NO: M-66

FUNCTION: PROVIDES 24V DC FOR ASSOCIATED INSTRUMENTATION. REQUIRED FOR LOCA AND ALL HELBS.

SUBMERGENCE: N/A

CHEMICAL SPRAY: N/A

PARAMETER	ENVIRONMENT		DOCUMENTATION REFERENCE		QUALIFICATION	OUTSTANDING ITEMS	INTERFACES: LUGS: EQRR 171 CABLE: EQRR 22
	SPECIFICATION	QUALIFICATION	SPECIFICATION	QUALIFICATION	METHOD		
OPERATING TIME	180 DAYS	180 DAYS	78,548	161	TEST & ANAL.		
TEMPERATURE (F)	120	135	85	161	TEST & ANAL.		MAINTENANCE REQUIREMENTS:
PRESSURE (PSIA)	14.7	14.7	85	161	TEST		
RELATIVE HUMIDITY (%)	90	90	85	161	TEST		
RADIATION	1.12 E4	3.79 E7	85	161	TEST		REMARKS:
AGING	40 YRS.	5.5 YRS.	N/A	161	TEST & ANAL.		

DEFICIENCY RESOLUTION:

PREPARED BY: FMV DATE: 02/28/84 REVISION DATE: 04/12/84

FACILITY: LGS UNIT: 1 DOCKET: 50-352 EQRR: 144

REVIEWED BY: WJB DATE: 04/12/84

SYSTEM#: REACTOR ENCLOSURE HVAC - RECIRC. MODE

PLANT ID: 76-E/S FF-083

COMPONENT: DC POWER SUPPLY

ASSOC COMP: N/A

ASSOC COMP: N/A

MANUFACTU: KEPCO

ASSOC MANF: N/A

ASSOC MANF: N/A

ACCY: SPEC: N/A
DEMON: N/A
REF: N/A

MODEL NO.: PCX 72-0.3

ASSOC M/N: N/A

ASSOC M/N: N/A

SERIAL NO:

ASSOC S/N: N/A

ASSOC S/N: N/A

LOCATION: ROOM 602

RACK/PANEL: 1BC253

ASSOC. DWG: LOC: M-1096
P&ID: M-76
ELEC: E-686 (SHEET 1)

SERVICE: POWER SUPPLY FOR REACTOR ENCLOSURE HVAC SYSTEM COMPONENTS THAT MONITOR DIFFERENTIAL PRESSURE BETWEEN RE AND OUTSIDE AIR.

P.O. NO: M-66 S/C

FUNCTION: PROVIDES 24V DC FOR ASSOCIATED INSTRUMENTATION. REQUIRED FOR LOCA AND ALL HELBS.

SUBMERGENCE: N/A

CHEMICAL SPRAY: N/A

PARAMETER	ENVIRONMENT		DOCUMENTATION REFERENCE		QUALIFICATION	OUTSTANDING ITEMS	INTERFACES: LUGS: EQRR 171 CABLE: EQRR 22
	SPECIFICATION	QUALIFICATION	SPECIFICATION	QUALIFICATION	METHOD		
OPERATING TIME	180 DAYS	180 DAYS	78,548	161	TEST & ANAL.		
TEMPERATURE (F)	120	135	85	161	TEST & ANAL.		MAINTENANCE REQUIREMENTS:
PRESSURE (PSIA)	14.7	14.7	85	161	TEST		
RELATIVE HUMIDITY (%)	90	90	85	161	TEST		
RADIATION	1.12 E4	3.79 E7	85	161	TEST		REMARKS:
AGING	40 YRS.	5.5 YRS.	N/A	161	TEST & ANAL.		

DEFICIENCY RESOLUTION:

PREPARED BY: FMV DATE: 02/29/84 REVISION DATE: 04/12/84

FACILITY: LGS UNIT: 1 DOCKET: 50-352 EQRR: 144

REVIEWED BY: WJB DATE: 04/12/84

SYSTEM: REACTOR ENCLOSURE HVAC - RECIRC. MODE

ACCY: SPEC: N/A
DESIGN: N/A
REF: N/A

LOCATION: ROOM 602

PLANT ID: 76-E/S FF-092

RACK/PANEL: 0AC254

COMPONENT: DC POWER SUPPLY
ASSOC COMP: N/A
ASSOC COMP: N/A

MODEL NO.: PCX 72-0.3
ASSOC M/N: N/A
ASSOC M/N: N/A

ASSOC. DWG: LOC: M-1096
P&ID: M-76
ELEC: E-686 (SHEET 1)

MANUFACTU: KEPCO
ASSOC MANF: N/A
ASSOC MANF: N/A

SERIAL NO:
ASSOC S/N: N/A
ASSOC S/N: N/A

SERVICE: POWER SUPPLY FOR REFUELING FLOOR HVAC SYSTEM COMPONENTS THAT MONITOR DIFFERENTIAL PRESSURE BETWEEN REFUELING FLOOR AND OUTSIDE AIR.

P.O. NO: M-66 S/C

FUNCTION: PROVIDES 24V DC FOR ASSOCIATED INSTRUMENTATION. REQUIRED FOR LOCA AND ALL HELBS.

SUBMERGENCE: N/A

CHEMICAL SPRAY: N/A

PARAMETER	ENVIRONMENT		DOCUMENTATION REFERENCE		QUALIFICATION	OUTSTANDING ITEMS	INTERFACES:
	SPECIFICATION	QUALIFICATION	SPECIFICATION	QUALIFICATION	METHOD		LUGS: EQRR 171 CABLE: EQRR 22
OPERATING TIME	180 DAYS	180 DAYS	78,548	161	TEST & ANAL.		
TEMPERATURE (F)	120	135	85	161	TEST & ANAL.		MAINTENANCE REQUIREMENTS:
PRESSURE (PSIA)	14.7	14.7	85	161	TEST		
RELATIVE HUMIDITY (%)	90	90	85	161	TEST		
RADIATION	1.12 E4	3.79 E7	85	161	TEST		REMARKS:
AGING	40 YRS.	5.5 YRS.	N/A	161	TEST & ANAL.		

DEFICIENCY RESOLUTION:

PREPARED BY: FMV DATE: 02/29/84 REVISION DATE: 04/12/84

FACILITY: LGS UNIT: 1 DOCKET: 50-352 EQRR: 144

REVIEWED BY: WJB DATE: 04/12/84

SYSTEM: REACTOR ENCLOSURE HVAC - RECIRC. MODE

PLANT ID: 76-E/S FF-093

COMPONENT: DC POWER SUPPLY
ASSOC COMP: N/A
ASSOC COMP: N/A

MANUFACTU: KEPCO
ASSOC MANF: N/A
ASSOC MANF: N/A

SERVICE: POWER SUPPLY FOR REFUELING FLOOR HVAC SYSTEM COMPONENTS THAT MONITOR DIFFERENTIAL PRESSURE BETWEEN REFUELING FLOOR AND OUTSIDE AIR.

FUNCTION: PROVIDES 24V DC FOR ASSOCIATED INSTRUMENTATION. REQUIRED FOR LOCA AND ALL HELBS.

ACCY: SPEC: N/A
DEMON: N/A
REF: N/A

MODEL NO.: PCX 72-0.3
ASSOC M/N: N/A
ASSOC M/N: N/A

SERIAL NO:
ASSOC S/N: N/A
ASSOC S/N: N/A

LOCATION: ROOM 602

RACK/PANEL: 0BC254

ASSOC. DWG: LOC: M-1096
P&ID: M-76
ELEC: E-686 (SHEET 1)

P.O. NO: M-66 S/C

SUBMERGENCE: N/A

CHEMICAL SPRAY: N/A

PARAMETER	ENVIRONMENT		DOCUMENTATION REFERENCE		QUALIFICATION	OUTSTANDING ITEMS	INTERFACES:
	SPECIFICATION	QUALIFICATION	SPECIFICATION	QUALIFICATION	METHOD		LUGS: EQRR 171 CABLE: EQRR 22
OPERATING TIME	180 DAYS	180 DAYS	78,548	161	TEST & ANAL.		
TEMPERATURE (F)	120	135	85	161	TEST & ANAL.		MAINTENANCE REQUIREMENTS:
PRESSURE (PSIA)	14.7	14.7	85	161	TEST		
RELATIVE HUMIDITY (%)	90	90	85	161	TEST		
RADIATION	1.12 E4	3.79 E7	85	161	TEST		REMARKS:
AGING	40 YRS.	5.5 YRS.	N/A	161	TEST & ANAL.		

DEFICIENCY RESOLUTION:

PREPARED BY: FMV DATE: 04/18/84 REVISION DATE: 04/18/84

FACILITY: LGS UNIT: 1 DOCKET: 50-352 EQRR: 144

REVIEWED BY: WJB DATE: 04/18/84

SYSTEM: REACTOR ENCLOSURE HVAC - RECIRC. MODE

ACCY: SPEC: N/A
DEMON: N/A
REF: N/A

LOCATION: ROOM 605

PLANT ID: 76-E/S FF-158

RACK/PANEL: 10C207

COMPONENT: DC POWER SUPPLY
ASSOC COMP: N/A
ASSOC COMP: N/A

MODEL NO.: PCX 72-0.3
ASSOC M/N: N/A
ASSOC M/N: N/A

ASSOC. DWG: LOC: M-1096
P&ID: M-76
ELEC: E-686 (SHEET 1)

MANUFACTU: KEPCO
ASSOC MANF: N/A
ASSOC MANF: N/A

SERIAL NO:
ASSOC S/N: N/A
ASSOC S/N: N/A

SERVICE: POWER SUPPLY FOR REACTOR ENCLOSURE AIR RECIRCULATION SYSTEM FT-76-195A AND FY-76-195A.

P.O. NO: M-66 S/C

FUNCTION: PROVIDES 24V DC FOR ASSOCIATED INSTRUMENTATION. REQUIRED FOR LOCA AND ALL HELBS.

SUBMERGENCE: N/A

CHEMICAL SPRAY: N/A

PARAMETER	ENVIRONMENT		DOCUMENTATION REFERENCE		QUALIFICATION	OUTSTANDING ITEMS	INTERFACES: LUGS: EQRR 171 CABLE: EQRR 22
	SPECIFICATION	QUALIFICATION	SPECIFICATION	QUALIFICATION	METHOD		
OPERATING TIME	180 DAYS	180 DAYS	78,547	161	TEST & ANAL.		
TEMPERATURE (F)	120	135	85	161	TEST & ANAL.		MAINTENANCE REQUIREMENTS:
PRESSURE (PSIA)	14.7	14.7	85	161	TEST		
RELATIVE HUMIDITY (%)	90	90	85	161	TEST		
RADIATION	6.71 E4	3.79 E7	85	161	TEST		REMARKS:
AGING	40 YRS.	5.5 YRS.	N/A	161	TEST & ANAL.		

DEFICIENCY RESOLUTION:

PREPARED BY: FMV DATE: 04/18/84 REVISION DATE: 04/18/84

FACILITY: LGS UNIT: 1 DOCKET: 50-352 EQRR: 144

REVIEWED BY: WJB DATE: 04/18/84

SYSTEM: REACTOR ENCLOSURE HVAC - RECIRC. MODE

PLANT ID: 76-E/S FF-159

COMPONENT: DC POWER SUPPLY
ASSOC COMP: N/A
ASSOC COMP: N/A

MANUFACTU: KEPCO
ASSOC MANF: N/A
ASSOC MANF: N/A

SERVICE: POWER SUPPLY FOR REACTOR ENCLOSURE AIR RECIRCULATION SYSTEM FT-76-195B AND FY-76-195B.

FUNCTION: PROVIDES 24V DC FOR ASSOCIATED INSTRUMENTATION. REQUIRED FOR LOCA AND ALL HELBS.

ACCY: SPEC: N/A
DEMON: N/A
REF: N/A

MODEL NO.: PCX 72-0.3
ASSOC M/N: N/A
ASSOC M/N: N/A

SERIAL NO:
ASSOC S/N: N/A
ASSOC S/N: N/A

LOCATION: ROOM 605

RACK/PANEL: 10C207

ASSOC. DWG: LOC: M-1096
P&ID: M-76
ELEC: E-686 (SHEET 1)

P.O. NO: M-66 S/C

SUBMERGENCE: N/A

CHEMICAL SPRAY: N/A

PARAMETER	ENVIRONMENT		DOCUMENTATION REFERENCE		QUALIFICATION	OUTSTANDING ITEMS	INTERFACES:
	SPECIFICATION	QUALIFICATION	SPECIFICATION	QUALIFICATION	METHOD		LUGS: EQRR 171 CABLE: EQRR 22
OPERATING TIME	180 DAYS	180 DAYS	78,547	161	TEST & ANAL.		
TEMPERATURE (F)	120	135	85	161	TEST & ANAL.		MAINTENANCE REQUIREMENTS:
PRESSURE (PSIA)	14.7	14.7	85	161	TEST		
RELATIVE HUMIDITY (%)	90	90	85	161	TEST		
RADIATION	6.71 E4	7.79 E7	85	161	TEST		REMARKS:
AGING	40 YRS.	5.5 YRS.	N/A	161	TEST & ANAL.		

DEFICIENCY RESOLUTION:

PREPARED BY: RDC DATE: 09/27/83 REVISION DATE: 01/03/84

FACILITY: LGS UNIT: 1 DOCKET: 50-352 EQRR: 159

REVIEWED BY: 09/27/83 DATE: 01/03/84

SYSTEM: REACTOR ENCLOSURE HVAC - RECIRC. MODE

ACCY: SPEC: N/A
DEMON: N/A
REF: N/A

LOCATION: ROOM 605

PLANT ID: 76-FUSE-10C207

RACK/PANEL: 10C207

COMPONENT: FUSE
ASSOC COMP: N/A
ASSOC COMP: N/A

MODEL NO.: 358
ASSOC M/N: N/A
ASSOC M/N: N/A

ASSOC. DWG: N/A

MANUFACTU: BUCHANAN
ASSOC MANF: N/A
ASSOC MANF: N/A

SERIAL NO:
ASSOC S/N: N/A
ASSOC S/N: N/A

SERVICE: REACTOR ENCLOSURE AIR RECIRCULATION SYSTEM.

P.O. NO: M-66

FUNCTION: PROVIDES OVERLOAD AND FAULT PROTECTION FOR CONTROL CIRCUIT.

SUBMERGENCE: N/A

CHEMICAL SPRAY: N/A

PARAMETER	ENVIRONMENT		DOCUMENTATION REFERENCE		QUALIFICATION	OUTSTANDING ITEMS	INTERFACES:
	SPECIFICATION	QUALIFICATION	SPECIFICATION	QUALIFICATION	METHOD		
OPERATING TIME	180 DAYS	180 DAYS	78,143	144	TEST & ANAL.		
TEMPERATURE (F)	120	135	85	144	TEST & ANAL.		MAINTENANCE REQUIREMENTS: REFERENCE 144
PRESSURE (PSIA)	14.7	14.7	85	144	TEST		
RELATIVE HUMIDITY (%)	90	90	85	144	TEST		
RADIATION	6.71 E4	4.35 E6	143	144	TEST		REMARKS:
AGING	40 YRS.	40 YRS.	N/A	144	TEST & ANAL.		

DEFICIENCY RESOLUTION:

PREPARED BY: FMV DATE: 04/13/84 REVISION DATE: 04/13/84

FACILITY: LGS UNIT: 1 DOCKET: 50-352 EQRR: 159

REVIEWED BY: WJB DATE: 04/13/84

SYSTEM: REACTOR ENCLOSURE HVAC - RECIRC. MODE

ACCY: SPEC: N/A
DEMON: N/A
REF: N/A

LOCATION: ROOM 200

PLANT ID: 76-RELAY-1AC208

RACK/PANEL: 1AC208

COMPONENT: RELAY
ASSOC COMP: N/A
ASSOC COMP: N/A

MODEL NO.: GPI
ASSOC M/N: N/A
ASSOC M/N: N/A

ASSOC. DWG: LOC: M-1082
P&ID: M-76
ELEC: E-471

MANUFACTU: AGASTAT (AMERACE)
ASSOC MANF: N/A
ASSOC MANF: N/A

SERIAL NO:
ASSOC S/N: N/A
ASSOC S/N: N/A

SERVICE: ECCS PUMP COMPARTMENT UNIT COOLERS.
ENERGIZED WHEN ASSOCIATED UNIT COOLER IS OPERATING.

P.O. NO: M-66

FUNCTION: CONTROLS ASSOCIATED UNIT COOLER.
REQUIRED FOR LOCA AND ALL HELBS EXCEPT
IN ASSOCIATED UNIT COOLERS COMPARTMENT.

SUBMERGENCE: N/A

CHEMICAL SPRAY: N/A

PARAMETER	ENVIRONMENT		DOCUMENTATION REFERENCE		QUALIFICATION	OUTSTANDING ITEMS	INTERFACES:
	SPECIFICATION	QUALIFICATION	SPECIFICATION	QUALIFICATION	METHOD		
OPERATING TIME	180 DAYS	180 DAYS	78,544,143	144	TEST & ANAL.		
TEMPERATURE (F)	120	135	85	144	TEST & ANAL.		MAINTENANCE REQUIREMENTS: REFERENCE 144,159
PRESSURE (PSIA)	14.7	14.7	85	144	TEST		
RELATIVE HUMIDITY (%)	90	90	85	144	TEST		
RADIATION	3.70 E6	3.93 E7	143	144	TEST		REMARKS:
AGING	40 YRS.	10 YRS.	N/A	159,144	TEST & ANAL.		

DEFICIENCY RESOLUTION:

PREPARED BY: FMV DATE: 04/13/84 REVISION DATE: 04/13/84

FACILITY: LGS UNIT: 1 DOCKET: 50-352 EQRR: 159

REVIEWED BY: WJB DATE: 04/13/84

SYSTEM: REACTOR ENCLOSURE HVAC - RECIRC. MODE

ACCY: SPEC: N/A
DEMON: N/A
REF: N/A

LOCATION: ROOM 207

PLANT ID: 76-RELAY-1BC208

RACK/PANEL: 1BC208

COMPONENT: RELAY
ASSOC COMP: N/A
ASSOC COMP: N/A

MODEL NO.: GPI
ASSOC M/N: N/A
ASSOC M/N: N/A

ASSOC. DWG: LOC: M-1090
P&ID: M-76
ELEC: E-471

MANUFACTU: AGASTAT (AMERACE)
ASSOC MANF: N/A
ASSOC MANF: N/A

SERIAL NO:
ASSOC S/N: N/A
ASSOC S/N: N/A

SERVICE: ECCS PUMP COMPARTMENT UNIT COOLERS.
ENERGIZED WHEN ASSOCIATED UNIT COOLER IS OPERATING.

P.O. NO: M-66

FUNCTION: CONTROLS ASSOCIATED UNIT COOLER.
REQUIRED FOR LOCA AND ALL HELBS EXCEPT
IN ASSOCIATED UNIT COOLERS COMPARTMENT.

SUBMERGENCE: N/A

CHEMICAL SPRAY: N/A

PARAMETER	ENVIRONMENT		DOCUMENTATION REFERENCE		QUALIFICATION	OUTSTANDING ITEMS	INTERFACES:
	SPECIFICATION	QUALIFICATION	SPECIFICATION	QUALIFICATION	METHOD		
OPERATING TIME	180 DAYS	180 DAYS	78,544,143	144	TEST & ANAL.		
TEMPERATURE (F)	120	135	85	144	TEST & ANAL.		MAINTENANCE REQUIREMENTS: REFERENCE 144,159
PRESSURE (PSIA)	14.7	14.7	85	144	TEST		
RELATIVE HUMIDITY (%)	90	90	85	144	TEST		
RADIATION	3.70 E6	3.93 E7	143	144	TEST		REMARKS:
AGING	40 YRS.	10 YRS.	N/A	159,144	TEST & ANAL.		

DEFICIENCY RESOLUTION:

PREPARED BY: FMV DATE: 04/13/84 REVISION DATE: 04/13/84

FACILITY: LGS UNIT: 1 DOCKET: 50-352 EQRR: 159

REVIEWED BY: WJB DATE: 04/13/84

SYSTEM: REACTOR ENCLOSURE HVAC - RECIRC. MODE

ACCY: SPEC: N/A
DEMON: N/A
REF: N/A

LOCATION: ROOM 200

PLANT ID: 76-RELAY-1CC208

RACK/PANEL: 1CC208

COMPONENT: RELAY
ASSOC COMP: N/A
ASSOC COMP: N/A

MODEL NO.: GPI
ASSOC M/N: N/A
ASSOC M/N: N/A

ASSOC. DWG: LOC: M-1082
P&ID: M-76
ELEC: E-471

MANUFACTU: AGASTAT (AMERACE)
ASSOC MANF: N/A
ASSOC MANF: N/A

SERIAL NO:
ASSOC S/N: N/A
ASSOC S/N: N/A

SERVICE: ECCS PUMP COMPARTMENT UNIT COOLERS.
ENERGIZED WHEN ASSOCIATED UNIT COOLER IS OPERATING.

P.O. NO: M-66

FUNCTION: CONTROLS ASSOCIATED UNIT COOLER.
REQUIRED FOR LOCA AND ALL HELBS EXCEPT
IN ASSOCIATED UNIT COOLERS COMPARTMENT.

SUBMERGENCE: N/A

CHEMICAL SPRAY: N/A

PARAMETER	ENVIRONMENT		DOCUMENTATION REFERENCE		QUALIFICATION	OUTSTANDING ITEMS	INTERFACES:
	SPECIFICATION	QUALIFICATION	SPECIFICATION	QUALIFICATION	METHOD		
OPERATING TIME	180 DAYS	180 DAYS	78,544,143	144	TEST & ANAL.		
TEMPERATURE (F)	120	135	85	144	TEST & ANAL.		MAINTENANCE REQUIREMENTS: REFERENCE 144,159
PRESSURE (PSIA)	14.7	14.7	85	144	TEST		
RELATIVE HUMIDITY (%)	90	90	85	144	TEST		
RADIATION	3.70 E6	3.93 E7	143	144	TEST		REMARKS:
AGING	40 YRS.	10 YRS.	N/A	159,144	TEST & ANAL.		

DEFICIENCY RESOLUTION:

PREPARED BY: FMV DATE: 04/13/84 REVISION DATE: 04/13/84

FACILITY: LGS UNIT: 1 DOCKET: 50-352 EQRR: 159

REVIEWED BY: WJB DATE: 04/13/84

SYSTEM: REACTOR ENCLOSURE HVAC - RECIRC. MODE

PLANT ID: 76-RELAY-1DC208

COMPONENT: RELAY
ASSOC COMP: N/A
ASSOC COMP: N/A

MANUFACTU: AGASTAT (AMERACE)
ASSOC MANF: N/A
ASSOC MANF: N/A

SERVICE: ECCS PUMP COMPARTMENT UNIT COOLERS.
ENERGIZED WHEN ASSOCIATED UNIT COOLER IS OPERATING.

FUNCTION: CONTROLS ASSOCIATED UNIT COOLER.
REQUIRED FOR LOCA AND ALL HELBS EXCEPT
IN ASSOCIATED UNIT COOLERS COMPARTMENT.

ACCY: SPEC: N/A
DEMON: N/A
REF: N/A

MODEL NO.: GPI
ASSOC M/N: N/A
ASSOC M/N: N/A

SERIAL NO:
ASSOC S/N: N/A
ASSOC S/N: N/A

LOCATION: ROOM 207

RACK/PANEL: 1DC208

ASSOC. DWG: LOC: M-1090
P&ID: M-76
ELEC: E-471

P.O. NO: M-66

SUBMERGENCE: N/A

CHEMICAL SPRAY: N/A

PARAMETER	ENVIRONMENT		DOCUMENTATION REFERENCE		QUALIFICATION	OUTSTANDING ITEMS	INTERFACES:
	SPECIFICATION	QUALIFICATION	SPECIFICATION	QUALIFICATION	METHOD		
OPERATING TIME	180 DAYS	180 DAYS	78,544,143	144	TEST & ANAL.		
TEMPERATURE (F)	120	135	85	144	TEST & ANAL.		MAINTENANCE REQUIREMENTS: REFERENCE 144,159
PRESSURE (PSIA)	14.7	14.7	85	144	TEST		
RELATIVE HUMIDITY (%)	90	90	85	144	TEST		
RADIATION	3.70 E6	3.93 E7	143	144	TEST		REMARKS:
AGING	40 YRS.	10 YRS.	N/A	159,144	TEST & ANAL.		

DEFICIENCY RESOLUTION:

PREPARED BY: FMV DATE: 04/13/84 REVISION DATE: 04/13/84

FACILITY: LGS UNIT: 1 DOCKET: 50-352 EQRR: 159

REVIEWED BY: WJB DATE: 04/13/84

SYSTEM: REACTOR ENCLOSURE HVAC - RECIRC. MODE

ACCY: SPEC: N/A
DEMON: N/A
REF: N/A

LOCATION: ROOM 605

PLANT ID: 76-RELAY-10C207

RACK/PANEL: 10C207

COMPONENT: RELAY
ASSOC COMP: N/A
ASSOC COMP: N/A

MODEL NO.: GPI
ASSOC M/N: N/A
ASSOC M/N: N/A

ASSOC. DWG: LOC: M-1096
P&ID: M-76
ELEC: E-470 (SHEET 3)

MANUFACTU: AGASTAT (AMERACE)
ASSOC MANF: N/A
ASSOC MANF: N/A

SERIAL NO:
ASSOC S/N: N/A
ASSOC S/N: N/A

SERVICE: REACTOR ENCLOSURE AIR RECIRCULATION SYSTEM. ENERGIZATION DEPENDENT UPON SPECIFIC APPLICATION.

P.O. NO: M-66

FUNCTION: FUNCTION DEPENDENT UPON SPECIFIC APPLICATION. RELAYS USED FOR CONTROL OF ASSOCIATED FAN UNITS AND VALVES; AND FOR ELECTRICAL ISOLATION. REQUIRED FOR LOCA AND ALL HELBS.

SUBMERGENCE: N/A

CHEMICAL SPRAY: N/A

PARAMETER	ENVIRONMENT		DOCUMENTATION REFERENCE		QUALIFICATION	OUTSTANDING ITEMS	INTERFACES:
	SPECIFICATION	QUALIFICATION	SPECIFICATION	QUALIFICATION	METHOD		
OPERATING TIME	180 DAYS	180 DAYS	78,547	144	TEST & ANAL.		
TEMPERATURE (F)	120	135	85	144	TEST & ANAL.		MAINTENANCE REQUIREMENTS:
PRESSURE (PSIA)	14.7	14.7	85	144	TEST		
RELATIVE HUMIDITY (%)	90	90	85	144	TEST		
RADIATION	6.71 E4	3.93 E7	85	144	TEST		REMARKS:
AGING	40 YRS.	10 YRS.	N/A	159,144	TEST & ANAL.		

DEFICIENCY RESOLUTION:

PREPARED BY: RDC DATE: 09/21/83 REVISION DATE: 01/03/84

FACILITY: LGS UNIT: 1 DOCKET: 50-352 EQRR: 159

REVIEWED BY: FMV DATE: 01/03/84

SYSTEM: REACTOR ENCLOSURE HVAC - RECIRC. MODE

ACCY: SPEC: N/A
DEMON: N/A
REF: N/A

LOCATION: ROOM 605

PLANT ID: 76-TB-10C207

RACK/PANEL: 10C207

COMPONENT: TERMINAL BLOCK
ASSOC COMP: N/A
ASSOC COMP: N/A

MODEL NO.: CR151B2
ASSOC M/N: N/A
ASSOC M/N: N/A

ASSOC. DWG: LOC: M-1096
P&ID: M-76
ELEC: E-686
E-470

MANUFACTU: GENERAL ELECTRIC COMPANY
ASSOC MANF: N/A
ASSOC MANF: N/A

SERIAL NO:
ASSOC S/N: N/A
ASSOC S/N: N/A

SERVICE: REACTOR ENCLOSURE AIR RECIRCULATION SYSTEM.

P.O. NO: M-66

FUNCTION: CLASS 1E ELECTRICAL INTERFACE. REQUIRED FOR LOCA AND ALL HELBS.

SUBMERGENCE: N/A

CHEMICAL SPRAY: N/A

PARAMETER	ENVIRONMENT		DOCUMENTATION REFERENCE		QUALIFICATION	OUTSTANDING ITEMS	INTERFACES:
	SPECIFICATION	QUALIFICATION	SPECIFICATION	QUALIFICATION	METHOD		
OPERATING TIME	180 DAYS	180 DAYS	78,143	144	TEST & ANAL.		
TEMPERATURE (F)	120	135	85	144	TEST & ANAL.		MAINTENANCE REQUIREMENTS: REFERENCE 144
PRESSURE (PSIA)	14.7	14.7	85	144	TEST		
RELATIVE HUMIDITY (%)	90	90	85	144	TEST		
RADIATION	6.71 E4	3.93 E7	143	144	TEST		REMARKS:
AGING	40 YRS.	40 YRS.	N/A	144	TEST & ANAL.		

DEFICIENCY RESOLUTION:

PREPARED BY: RDC DATE: 09/21/83 REVISION DATE: 01/03/84

FACILITY: LGS UNIT: 1 DOCKET: 50-352 EQRR: 159

REVIEWED BY: FMV DATE: 01/03/84

SYSTEM: REACTOR ENCLOSURE HVAC - RECIRC. MODE

ACCY: SPEC: N/A
DEMON: N/A
REF: N/A

LOCATION: ROOM 605

PLANT ID: 76-TDRELAY-10C207

RACK/PANEL: 10C207

COMPONENT: TIME SWITCH
ASSOC COMP: N/A
ASSOC COMP: N/A

MODEL NO.: ETR14I3D
ASSOC M/N: N/A
ASSOC M/N: N/A

ASSOC. DWG: LOC: M-1096
P&ID: M-76
ELEC: E-470 (SHEET 1)

MANUFACTU: AGASTAT (AMERACE)
ASSOC MANF: N/A
ASSOC MANF: N/A

SERIAL NO:
ASSOC S/N: N/A
ASSOC S/N: N/A

SERVICE: REACTOR ENCLOSURE AIR RECIRCULATION SYSTEM FAN UNITS. NORMALLY DE-ENERGIZED.

P.O. NO: M-66

FUNCTION: CONTROLS ASSOCIATED DAMPER. NO ACTIVE SAFETY FUNCTION. REQUIRED FOR LOCA AND ALL HELBS.

SUBMERGENCE: N/A

CHEMICAL SPRAY: N/A

PARAMETER	ENVIRONMENT		DOCUMENTATION REFERENCE		QUALIFICATION	OUTSTANDING ITEMS	INTERFACES:
	SPECIFICATION	QUALIFICATION	SPECIFICATION	QUALIFICATION	METHOD		
OPERATING TIME	180 DAYS	180 DAYS	78,547,143	144	TEST & ANAL.		
TEMPERATURE (F)	120	135	85	144	TEST & ANAL.		MAINTENANCE REQUIREMENTS: REFERENCE 144
PRESSURE (PSIA)	14.7	14.7	85	144	TEST		
RELATIVE HUMIDITY (%)	90	90	85	144	TEST		
RADIATION	6.71 E4	3.93 E7	143	144	TEST		REMARKS:
AGING	40 YRS.	40 YRS.	N/A	144	TEST & ANAL.		

DEFICIENCY RESOLUTION:

FACILITY: LGS UNIT: 1 DOCKET: 50-352 EQRR: 63

PREPARED BY: RDC DATE: 06/22/83 REVISION DATE: 07/14/83

REVIEWED BY: FMV DATE: 07/14/83

SYSTEM: REACTOR ENCLOSURE HVAC - RECIRC. MODE

PLANT ID: 76-1AV213

ACCY: SPEC: N/A
DEMON: N/A
REF: N/A

LOCATION: ROOM 605

RACK/PANEL: N/A

COMPONENT: MOTOR
ASSOC COMP: FAN
ASSOC COMP: N/A

MODEL NO.: FRAME 447 TCZ
ASSOC M/N: N/A
ASSOC M/N: N/A

ASSOC. DWG: LOC: M-1086
P&ID: M-76

MANUFACTU: RELIANCE MOTOR
ASSOC MANF: JOY MFG
ASSOC MANF: N/A

SERIAL NO: SF-38703
ASSOC S/N: N/A
ASSOC S/N: N/A

SERVICE: REACTOR ENCLOSURE AIR RECIRCULATION SYSTEM.
NORMALLY DE-ENERGIZED.

P.O. NO: M-69C

FUNCTION: PROVIDES MOTIVE FORCE FOR ASSOCIATED FAN.
REQUIRED FOR LOCA AND ALL HELBS.

SUBMERGENCE: N/A

CHEMICAL SPRAY: N/A

PARAMETER	ENVIRONMENT		DOCUMENTATION REFERENCE		QUALIFICATION	OUTSTANDING ITEMS	INTERFACES: CABLE: EQRR 22 LUGS: EQRR 171
	SPECIFICATION	QUALIFICATION	SPECIFICATION	QUALIFICATION	METHOD		
OPERATING TIME	180 DAYS	180 DAYS	78	106	TEST & ANAL.		
TEMPERATURE (F)	120	368	85	106,602	TEST & ANAL.		MAINTENANCE REQUIREMENTS: REFERENCE 117 RELIANCE ELECTRIC CO. INSTRUCTION MANUAL B-3645, TO MAINTAIN 40 YEARS QUALIFIED LIFE.
PRESSURE (PSIA)	14.7	14.7	85	106	TEST & ANAL.		
RELATIVE HUMIDITY (%)	90	100	85	106	TEST & ANAL.		
RADIATION	6.71 E4	1.00 E6	85	106,602	TEST & ANAL.		REMARKS:
AGING	40 YRS.	40 YRS.	N/A	106	TEST & ANAL.		

DEFICIENCY RESOLUTION:

PREPARED BY: PDC DATE: 06/22/83 REVISION DATE: 07/14/83

FACILITY: LGS UNIT: 1 DOCKET: 50-352 EQRR: 63

REVIEWED BY: FMV DATE: 07/14/83

SYSTEM: REACTOR ENCLOSURE HVAC - RECIRC. MODE

PLANT ID: 76-1BV213

ACCY: SPEC: N/A
DEMON: N/A
REF: N/A

LOCATION: ROOM 605

RACK/PANEL: N/A

COMPONENT: MOTOR
ASSOC COMP: FAN
ASSOC COMP: N/A

MODEL NO.: FRAME 447 TCZ
ASSOC M/N: N/A
ASSOC M/N: N/A

ASSOC. DWG: LOC: M-1086
P&ID: M-76

MANUFACTU: RELIANCE MOTOR
ASSOC MANF: JOY MFG
ASSOC MANF: N/A

SERIAL NO: SF-38704
ASSOC S/N: N/A
ASSOC S/N: N/A

SERVICE: REACTOR ENCLOSURE AIR RECIRCULATION SYSTEM.
NORMALLY DE-ENERGIZED.

P.O. NO: M-69C

FUNCTION: PROVIDES MOTIVE FORCE FOR ASSOCIATED FAN.
REQUIRED FOR LOCA AND ALL HELBS.

SUBMERGENCE: N/A

CHEMICAL SPRAY: N/A

PARAMETER	ENVIRONMENT		DOCUMENTATION REFERENCE		QUALIFICATION	OUTSTANDING ITEMS	INTERFACES:
	SPECIFICATION	QUALIFICATION	SPECIFICATION	QUALIFICATION	METHOD		CABLE: EQRR 22 LUGS: EQRR 171
OPERATING TIME	180 DAYS	180 DAYS	78	106	TEST & ANAL.		
TEMPERATURE (F)	120	368	85	106,602	TEST & ANAL.		MAINTENANCE REQUIREMENTS: REFERENCE 117
PRESSURE (PSIA)	14.7	14.7	85	106	TEST & ANAL.		RELIANCE ELECTRIC CO. INSTRUCTION MANUAL B-3645, TO MAINTAIN
RELATIVE HUMIDITY (%)	90	100	85	106	TEST & ANAL.		40 YEARS QUALIFIED LIFE.
RADIATION	6.71 E4	1.00 E6	85	106,602	TEST & ANAL.		REMARKS:
AGING	40 YRS.	40 YRS.	N/A	106	TEST & ANAL.		

DEFICIENCY RESOLUTION:

FACILITY: LGS UNIT: 1 DOCKET: 50-352 EQRR: P104

PREPARED BY: DJT DATE: 01/30/84 REVISION DATE: 02/24/84

REVIEWED BY: WJB DATE: 04/12/84

SYSTEM: REACTOR RECIRCULATION SYSTEM * ACCY: SPEC: +/-0.5% FS LOCATION: ROOM 304

DEMON: +/- 0.42% FS

PLANT ID: FT-43-1N014A REF: 800 RACK/PANEL: 10C015

COMPONENT: FLOW TRANSMITTER MODEL NO.: 1151DPGB22MBGE3

ASSOC COMP: N/A ASSOC M/N: N/A ASSOC. DWG: LOC: M-0719

ASSOC COMP: N/A ASSOC M/N: N/A P&ID: M-43

MPL: B32

MANUFACTU: ROSEMOUNT SERIAL NO: N/A CCP: 32,

ASSOC MANF: N/A ASSOC S/N: N/A GEK: VOL. III, PART I

ASSOC MANF: N/A ASSOC S/N: N/A

SERVICE: RECIRCULATION LOOP

P.O. NO: M-001

FUNCTION: PROVIDES FLOW SIGNAL TO FY-43-1K608A AND A1731 FOR RECIRCULATION LINE FLOW INDICATION AND FOR APRM CALCULATION.

SUBMERGENCE: N/A

CHEMICAL SPRAY: N/A

PARAMETER	ENVIRONMENT		DOCUMENTATION REFERENCE		QUALIFICATION	OUTSTANDING ITEMS	INTERFACES:
	SPECIFICATION	QUALIFICATION	SPECIFICATION	QUALIFICATION	METHOD		
OPERATING TIME	1 HR.	27 HRS.	78	800	TEST		
TEMPERATURE (F)	120	212	85	800	TEST		MAINTENANCE REQUIREMENTS: REF. 800; SECT. 4.
PRESSURE (PSIA)	14.7	14.7	85	800	TEST		
RELATIVE HUMIDITY (%)	90	100	85	800	TEST		
RADIATION	1.01 E5	2.00 E6	802	800	TEST		REMARKS:
AGING	40 YRS.	9 YRS.	N/A	800	ANALYSIS		

DEFICIENCY RESOLUTION:

PREPARED BY: BJT DATE: 01/30/84 REVISION DATE: 02/24/84

FACILITY: LGS UNIT: 1 DOCKET: 50-352 EQPR: P105

REVIEWED BY: WJB DATE: 04/12/84

SYSTEM: REACTOR RECIRCULATION SYSTEM

ACCY: SPEC: +/-0.5% FS
DEMON: +/- 0.42% FS
REF: 800

LOCATION: ROOM 304

PLANT ID: FT-43-1N014B

RACK/PANEL: 10C015

COMPONENT: FLOW TRANSMITTER
ASSOC COMP: N/A
ASSOC COMP: N/A

MODEL NO.: 1151DP6B22M5GE3
ASSOC M/N: N/A
ASSOC M/N: N/A

ASSOC. DWG: LOC: M-0719
P&ID: M-43
MPL: B32
CCP: 32,

MANUFACTU: ROSEMOUNT
ASSOC MANF: N/A
ASSOC MANF: N/A

SERIAL NO: N/A
ASSOC S/N: N/A
ASSOC S/N: N/A

SERVICE: RECIRCULATION LOOP

P.O. NO: M-001

FUNCTION: PROVIDES FLOW SIGNAL TO FY-43-1K601B FOR RECIRCULATION LINE FLOW INDICATION AND FOR APRM CALCULATION.

SUBMERGENCE: N/A

CHEMICAL SPRAY: N/A

PARAMETER	ENVIRONMENT		DOCUMENTATION REFERENCE		QUALIFICATION	OUTSTANDING ITEMS	INTERFACES:
	SPECIFICATION	QUALIFICATION	SPECIFICATION	QUALIFICATION	METHOD		
OPERATING TIME	1 HR.	27 HRS.	78	800	TEST		
TEMPERATURE (F)	120	212	85	800	TEST		MAINTENANCE REQUIREMENTS: REF. 800; SECT. 4.
PRESSURE (PSIA)	14.7	14.7	85	800	TEST		
RELATIVE HUMIDITY (%)	90	90	85	800	TEST		
RADIATION	1.01 E5	2.00 E6	802	800	TEST		REMARKS:
AGING	40 YRS.	9 YRS.	N/A	800	ANALYSIS		

DEFICIENCY RESOLUTION:

FACILITY: LGS UNIT: 1 DOCKET: 50-352 EQRR: P106

PREPARED BY: DJT DATE: 01/30/84 REVISION DATE: 04/19/84

REVIEWED BY: WJB DATE: 04/19/84

SYSTEM: REACTOR RECIRCULATION SYSTEM

PLANT ID: FT-43-IN014C

COMPONENT: FLOW TRANSMITTER
ASSOC COMP: N/A
ASSOC COMP: N/A

MANUFACTU: ROSEMOUNT
ASSOC MANF: N/A
ASSOC MANF: N/A

SERVICE: RECIRCULATION LOOP

FUNCTION: PROVIDES FLOW SIGNAL TO FY-43-IK600C FOR RECIRCULATION LINE FLOW INDICATION AND FOR APRM CALCULATION.

ACCY: SPEC: +/-0.5% FS
DEMON: +/- 0.42% FS
REF: 800

MODEL NO.: 1151DP6B22M5QE3
ASSOC M/N: N/A
ASSOC M/N: N/A

SERIAL NO: N/A
ASSOC S/N: N/A
ASSOC S/N: N/A

LOCATION: ROOM 306

RACK/PANEL: 10C025

ASSOC. DWG: LOC: M-0719
P&ID: M-43

CCP: 32,
MPL: B32

P.O. NO: M-001

SUBMERGENCE: N/A

CHEMICAL SPRAY: N/A

PARAMETER	ENVIRONMENT		DOCUMENTATION REFERENCE		QUALIFICATION	OUTSTANDING ITEMS	INTERFACES:
	SPECIFICATION	QUALIFICATION	SPECIFICATION	QUALIFICATION	METHOD		
OPERATING TIME	1 HR.	27 HRS.	78	800	TEST		
TEMPERATURE (F)	120	212	85	800	TEST		MAINTENANCE REQUIREMENTS: REF. 800; SECT. 4
PRESSURE (PSIA)	ATMOS.	14.7	85	800	TEST		
RELATIVE HUMIDITY (%)	100	99	85	800	TEST		
RADIATION	9.57 E5	2.00 E6	85	800	TEST		REMARKS:
AGING	40 YRS.	9 YRS.	N/A	800	ANALYSIS		

DEFICIENCY RESOLUTION:

PREPARED BY: DJT DATE: 01/30/84 REVISION DATE: 02/24/84

FACILITY: LGS UNIT: 1 DOCKET: 50-352 EQRR: P107

REVIEWED BY: WJB DATE: 04/12/84

SYSTEM: REACTOR RECIRCULATION SYSTEM

PLANT ID: FT-43-1N014D

COMPONENT: FLOW TRANSMITTER
ASSOC COMP: N/A
ASSOC COMP: N/A

MANUFACTU: ROSEMOUNT
ASSOC MANF: N/A
ASSOC MANF: N/A

SERVICE: RECIRCULATION LOOP

FUNCTION: PROVIDES FLOW SIGNAL TO FY-43-1K600D AND A1732 FOR RECIRCULATION LINE FLOW INDICATION AND FOR APRM CALCULATION.

ACCY: SPEC: +/-0.5% FS
DEMON: +/- 0.42% FS
REF: 800

MODEL NO.: 1151DP6B22M8GE3
ASSOC M/N: N/A
ASSOC M/N: N/A

SERIAL NO: N/A
ASSOC S/N: N/A
ASSOC S/N: N/A

LOCATION: ROOM 306

RACK/PANEL: 10C205

ASSOC. DWG: LOC: M-0707
P&ID: M-43
MPL: B32
CCP: 32,

P.O. NO: M-001

SUBMERGENCE: N/A

CHEMICAL SPRAY: N/A

PARAMETER	ENVIRONMENT		DOCUMENTATION REFERENCE		QUALIFICATION	OUTSTANDING ITEMS	INTERFACES:
	SPECIFICATION	QUALIFICATION	SPECIFICATION	QUALIFICATION	METHOD		
OPERATING TIME	1 HR.	27 HRS.	78	800	TEST		
TEMPERATURE (F)	120	212	85	800	TEST		MAINTENANCE REQUIREMENTS: REF. 800; SECT. 4.
PRESSURE (PSIA)	14.7	14.7	85	800	TEST		
RELATIVE HUMIDITY (%)	90	100	85	800	TEST		
RADIATION	9.57 E5	2.00 E6	802	800	TEST		REMARKS:
AGING	40 YRS.	9 YRS.	N/A	800	ANALYSIS		

DEFICIENCY RESOLUTION:

PREPARED BY: RDC DATE: 06/27/83 REVISION DATE: 09/12/83

FACILITY: LGS UNIT: 1 DOCKET: 50-352 EQRR: 124

REVIEWED BY: FMV DATE: 09/12/83

SYSTEM: REACTOR RECIRCULATION SYSTEM

PLANT ID: HV-43-1F019

COMPONENT: PILOT SOLENOID VALVE
ASSOC COMP: AIR OPERATOR (X-28A)
ASSOC COMP: N/A

MANUFACTU: AUTOMATIC SWITCH COMPANY
ASSOC MANF: FISHER VALVES
ASSOC MANF: N/A

SERVICE: INBOARD ISOLATION VALVE FOR RV PROCESS SAMPLING LINE.
NORMALLY DE-ENERGIZED CLOSED, FAILS CLOSED.

FUNCTION: ISOLATES UPON RV LEVEL 2 TRIP AND HIGH RADIATION
NORMALLY DE-ENERGIZED CLOSED, FAILS CLOSED.
REQUIRED FOR LOCA AND ALL HELBS.

ACCY: SPEC: N/A
DEMON: N/A
REF: N/A

MODEL NO.: NP8320A185E
ASSOC M/N: N/A
ASSOC M/N: N/A

SERIAL NO:
ASSOC S/N: N/A
ASSOC S/N: N/A

LOCATION: PRI CONT/ZONE 4

RACK/PANEL: N/A

ASSOC. DWG: LOC: M-0240
P&ID: M-43

P.O. NO: F-59145

SUBMERGENCE: N/A

CHEMICAL SPRAY: YES

PARAMETER	ENVIRONMENT		DOCUMENTATION REFERENCE		QUALIFICATION	OUTSTANDING ITEMS	INTERFACES:
	SPECIFICATION	QUALIFICATION	SPECIFICATION	QUALIFICATION	METHOD		SEAL: EQRR 202 CABLE: EQRR 22
OPERATING TIME	1 HR.	30 DAYS	78	119	TEST		
TEMPERATURE (F)	340	450	85	119	TEST		MAINTENANCE REQUIREMENTS: REFERENCE 119, APPENDIX C.
PRESSURE (PSIA)	58.7	60.7	85	119	TEST		
RELATIVE HUMIDITY (%)	100	100	85	119	TEST		
RADIATION	2.27 E7	2.05 E8	85	119	TEST		REMARKS:
AGING	40 YRS.	40 YRS.	N/A	119	TEST & ANAL.		

DEFICIENCY RESOLUTION:

PREPARED BY: RDC DATE: 06/27/83 REVISION DATE: 09/12/83

FACILITY: LGS UNIT: 1 DOCKET: 50-352 EQRR: 124

REVIEWED BY: FMV DATE: 09/12/83

SYSTEM: REACTOR RECIRCULATION SYSTEM

ACCY: SPEC: N/A
DEMON: N/A
REF: N/A

LOCATION: ROOM 501

PLANT ID: HV-43-1F020

RACK/PANEL: N/A

COMPONENT: PILOT SOLENOID VALVE
ASSOC COMP: AIR OPERATOR (X-28A)
ASSOC COMP: N/A

MODEL NO.: NP8320A185E
ASSOC M/N: N/A
ASSOC M/N: N/A

ASSOC. DWG: LOC: M-3210
P&ID: M-43

MANUFACTU: AUTOMATIC SWITCH COMPANY
ASSOC MANF: FISHER VALVES
ASSOC MANF: N/A

SERIAL NO:
ASSOC S/N: N/A
ASSOC S/N: N/A

SERVICE: OUTBOARD ISOLATION VALVE FOR RV PROCESS SAMPLING LINE.
NORMALLY DE-ENERGIZED CLOSED, FAILS CLOSED.

P.O. NO: F-59145

FUNCTION: ISOLATES UPON RV LEVEL 2 TRIP AND HIGH RADIATION
NORMALLY DE-ENERGIZED CLOSED, FAILS CLOSED.
REQUIRED FOR LOCA AND ALL HELBS.

SUBMERGENCE: N/A

CHEMICAL SPRAY: N/A

PARAMETER	ENVIRONMENT		DOCUMENTATION REFERENCE		QUALIFICATION	OUTSTANDING ITEMS	INTERFACES:
	SPECIFICATION	QUALIFICATION	SPECIFICATION	QUALIFICATION	METHOD		CABLE: EQRR 22
OPERATING TIME	1 HR.	30 DAYS	78	119	TEST		
TEMPERATURE (F)	120	450	85	119	TEST		MAINTENANCE REQUIREMENTS: REFERENCE 119, APPENDIX C.
PRESSURE (PSIA)	14.7	60.7	85	119	TEST		
RELATIVE HUMIDITY (%)	90	100	85	119	TEST		
RADIATION	1.73 E5	2.05 E8	85	119	TEST		REMARKS:
AGING	40 YRS.	40 YRS.	N/A	119	TEST & ANAL.		

DEFICIENCY RESOLUTION:

PREPARED BY: RDC DATE: 09/09/83 REVISION DATE: 09/30/83

FACILITY: LGS UNIT: 1 DOCKET: 50-352 EQRR: 207

REVIEWED BY: WJB DATE: 10/05/83

SYSTEM: REACTOR RECIRCULATION SYSTEM

ACCY: SPEC: N/A
DEMON: N/A
REF: N/A

LOCATION: PRI CONT/ZONE 4

PLANT ID: HV-43-1F023A

RACK/PANEL: N/A

COMPONENT: MOTOR OPERATOR
ASSOC COMP: N/A
ASSOC COMP: N/A

MODEL NO.: SB-2-60
ASSOC M/N: N/A
ASSOC M/N: N/A

ASSOC. DWG: LOC: M-0213
P&ID: M-43

MANUFACTU: LIMITORQUE
ASSOC MANF: N/A
ASSOC MANF: N/A

SERIAL NO:
ASSOC S/N: N/A
ASSOC S/N: N/A

SERVICE: REACTOR RECIRCULATION PUMP 1AP201 DISCHARGE ISOLATION VALVE. NORMALLY OPEN.

P.O. NO: M-001

FUNCTION: AVAILABLE FOR MANUAL ISOLATION OF RECIRCULATION LOOP, AS NECESSARY.

SUBMERGENCE: N/A

CHEMICAL SPRAY: YES

PARAMETER	ENVIRONMENT		DOCUMENTATION REFERENCE		QUALIFICATION	OUTSTANDING ITEMS	INTERFACES:
	SPECIFICATION	QUALIFICATION	SPECIFICATION	QUALIFICATION	METHOD		LUGS: EQRR 171 CABLE: EQRR 22
OPERATING TIME	180 DAYS	180 DAYS	78	55,58,612	TEST & ANAL		
TEMPERATURE (F)	330	340	85	55,58	TEST		MAINTENANCE REQUIREMENTS: REFERENCE 130 PARA. 5.0 AND APPENDIX B
PRESSURE (PSIA)	58.7	119.7	85	55,58	TEST		
RELATIVE HUMIDITY (%)	100	100	85	55,58	TEST		
RADIATION	6.39 E7	2.04 E8	85	55,58	TEST		REMARKS:
AGING	40 YRS.	32 YRS.	N/A	55,58,613	TEST & ANAL		

DEFICIENCY RESOLUTION:

PREPARED BY: RDC DATE: 09/09/83 REVISION DATE: 09/30/83

FACILITY: LGS UNIT: 1 DOCKET: 50-352 EQRR: 207

REVIEWED BY: WJB DATE: 10/05/83

SYSTEM: REACTOR RECIRCULATION SYSTEM

ACCY: SPEC: N/A
DEMON: N/A
REF: N/A

LOCATION: PRI CONT/ZONE 4

PLANT ID: HV-43-1F023B

RACK/PANEL: N/A

COMPONENT: MOTOR OPERATOR

MODEL NO.: SB-2-60

ASSOC COMP: N/A

ASSOC M/N: N/A

ASSOC. DWG: LOC: M-0213
P&ID: M-43

ASSOC COMP: N/A

ASSOC M/N: N/A

MANUFACTU: LIMITORQUE

SERIAL NO:

ASSOC MANF: N/A

ASSOC S/N: N/A

ASSOC MANF: N/A

ASSOC S/N: N/A

SERVICE: REACTOR RECIRCULATION PUMP 1BP201 DISCHARGE ISOLATION VALVE. NORMALLY OPEN.

P.O. NO: M-001

FUNCTION: AVAILABLE FOR MANUAL ISOLATION OF RECIRCULATION LOOP, AS NECESSARY.

SUBMERGENCE: N/A

CHEMICAL SPRAY: YES

PARAMETER	ENVIRONMENT		DOCUMENTATION REFERENCE		QUALIFICATION	OUTSTANDING ITEMS	INTERFACES:
	SPECIFICATION	QUALIFICATION	SPECIFICATION	QUALIFICATION	METHOD		LUGS: EQRR 171 CABLE: EQRR 22
OPERATING TIME	180 DAYS	180 DAYS	78	55,58,612	TEST & ANAL		
TEMPERATURE (F)	330	340	85	55,58	TEST		MAINTENANCE REQUIREMENTS: REFERENCE 130 PARA. 5.0 AND APPENDIX B
PRESSURE (PSIA)	58.7	119.7	85	55,58	TEST		
RELATIVE HUMIDITY (%)	100	100	85	55,58	TEST		
RADIATION	6.39 E7	2.04 E8	85	55,58	TEST		REMARKS:
AGING	40 YRS.	32 YRS.	N/A	55,58,613	TEST & ANAL		

DEFICIENCY RESOLUTION:

PREPARED BY: RDC DATE: 09/09/83 REVISION DATE: 09/30/83

FACILITY: LGS UNIT: 1 DOCKET: 50-352 EQRR: 207

REVIEWED BY: WJB DATE: 10/05/83

SYSTEM: REACTOR RECIRCULATION SYSTEM

ACCY: SPEC: N/A
DEMON: N/A
REF: N/A

LOCATION: PRI CONT/ZONE 4

PLANT ID: HV-43-1F031A

RACK/PANEL: N/A

COMPONENT: MOTOR OPERATOR
ASSOC COMP: N/A
ASSOC COMP: N/A

MODEL NO.: SB-2-60
ASSOC M/N: N/A
ASSOC M/N: N/A

ASSOC. DWG: LOC: M-0213
P&ID: M-43

MANUFACTU: LIMITORQUE
ASSOC MANF: N/A
ASSOC MANF: N/A

SERIAL NO:
ASSOC S/N: N/A
ASSOC S/N: N/A

SERVICE: REACTOR RECIRCULATION PUMP 1AP201 SUCTION ISOLATION VALVE. NORMALLY OPEN.

P.O. NO: M-001

FUNCTION: AVAILABLE FOR MANUAL ISOLATION OF RECIRCULATION LOOP, AS NECESSARY.

SUBMERGENCE: N/A

CHEMICAL SPRAY: YES

PARAMETER	ENVIRONMENT		DOCUMENTATION REFERENCE		QUALIFICATION	OUTSTANDING ITEMS	INTERFACES: LUGS: EQRR 171 CABLE: EQRR 22
	SPECIFICATION	QUALIFICATION	SPECIFICATION	QUALIFICATION	METHOD		
OPERATING TIME	180 DAYS	160 DAYS	78	55,58,612	TEST & ANAL		
TEMPERATURE (F)	330	340	85	55,58	TEST		MAINTENANCE REQUIREMENTS: REFERENCE 130 PARA. 5.0 AND APPENDIX B
PRESSURE (PSIA)	58.7	119.7	85	55,58	TEST		
RELATIVE HUMIDITY (%)	100	100	85	55,58	TEST		
RADIATION	6.39 E7	2.04 E8	85	55,58	TEST		REMARKS:
AGING	40 YRS.	32 YRS.	N/A	55,58,613	TEST & ANAL		

DEFICIENCY RESOLUTION:

PREPARED BY: PDC DATE: 09/09/83 REVISION DATE: 09/30/83

FACILITY: LGS UNIT: 1 DOCKET: 50-352 EQRR: 207

REVIEWED BY: WJB DATE: 10/05/83

SYSTEM: REACTOR RECIRCULATION SYSTEM

ACCY: SPEC: N/A
DEMON: N/A
REF: N/A

LOCATION: PRI CONT/ZONE 4

PLANT ID: HV-43-1F031B

RACK/PANEL: N/A

COMPONENT: MOTOR OPERATOR
ASSOC COMP: N/A
ASSOC COMP: N/A

MODEL NO.: SB-2-60
ASSOC M/N: N/A
ASSOC M/N: N/A

ASSOC. DWG: LOC: M-0213
P&ID: M-43

MANUFACTU: LIMITORQUE
ASSOC MANF: N/A
ASSOC MANF: N/A

SERIAL NO:
ASSOC S/N: N/A
ASSOC S/N: N/A

SERVICE: REACTOR RECIRCULATION PUMP 1B[illegible] SUCTION ISOLATION VALVE. NORMALLY OPEN.

P.O. NO: M-001

FUNCTION: AVAILABLE FOR MANUAL ISOLATION OF RECIRCULATION LOOP, AS NECESSARY.

SUBMERGENCE: N/A

CHEMICAL SPRAY: YES

PARAMETER	ENVIRONMENT		DOCUMENTATION REFERENCE		QUALIFICATION	OUTSTANDING ITEMS	INTERFACES:
	SPECIFICATION	QUALIFICATION	SPECIFICATION	QUALIFICATION	METHOD		LUGS: EQRR 171 CABLE: EQRR 22
OPERATING TIME	180 DAYS	180 DAYS	78	55,58,612	TEST & ANAL		
TEMPERATURE (F)	330	340	85	55,58	TEST		MAINTENANCE REQUIREMENTS: REFERENCE 130 PARA. 5.0 AND APPENDIX B
PRESSURE (PSIA)	58.7	119.7	85	55,58	TEST		
RELATIVE HUMIDITY (%)	100	100	85	55,58	TEST		
RADIATION	6.39 E7	2.04 E8	85	55,58	TEST		REMARKS:
AGING	40 YRS	32 YRS.	N/A	55,58,613	TEST & ANAL		

DEFICIENCY RESOLUTION:

PREPARED BY: RDC DATE: 07/06/83 REVISION DATE: 09/12/83

FACILITY: LGS UNIT: 1 DOCKET: 50-352 EQRP: 124

REVIEWED BY: FMV DATE: 09/12/83

SYSTEM: REACTOR RECIRCULATION SYSTEM

ACCY: SPEC: N/A
DESGN: N/A
REF: N/A

LOCATION: PRI CONT/ZONE 4

PLANT ID: ZS-43-119

PACK/PANEL: N/A

COMPONENT: LIMIT SWITCH
ASSOC COMP: AIR OPERATOR
ASSOC COMP: N/A

MODEL NO.: EA180-XX302
ASSOC M/N: N/A
ASSOC M/N: N/A

ASSOC. DWG: N/A

MANUFACTU: NAMCO
ASSOC MANF: FISHER VALVES
ASSOC MANF: N/A

SERIAL NO:
ASSOC S/N: N/A
ASSOC S/N: N/A

SERVICE: VALVE MV-43-1F019

P.O. NO: F-59026

FUNCTION: PROVIDES INDICATION OF VALVE POSITION.
REQUIRED FOR LOCA AND ALL HELBS.

SUBMERGENCE: N/A

CHEMICAL SPRAY: YES

PARAMETER	ENVIRONMENT		DOCUMENTATION REFERENCE		QUALIFICATION	OUTSTANDING ITEMS	INTERFACES: CABLE: EQRP 22
	SPECIFICATION	QUALIFICATION	SPECIFICATION	QUALIFICATION	METHOD		
OPERATING TIME	1 HR.	30 DAYS	78	127	TEST		
TEMPERATURE (F)	340	346	85	127	TEST		MAINTENANCE REQUIREMENTS: REFERENCE 127 SECTION 4.0
PRESSURE (PSIA)	58.7	64.7	85	127	TEST		
RELATIVE HUMIDITY (%)	100	100	85	127	TEST		
RADIATION	2.27 E7	2.04 E8	85	127	TEST		REMARKS:
AGING	40 YRS.	40 YRS.	N/A	127	TEST & ANAL.		

DEFICIENCY RESOLUTION:

PREPARED BY: RDC DATE: 07/06/83 REVISION DATE: 09/12/83

FACILITY: UDS UNIT: 1 DOCKET: 50-352 EQRP: 124

REVIEWED BY: PMV DATE: 09/12/83

SYSTEM: REACTOR RECIRCULATION SYSTEM ACC#:SPEC: N/A LOCATION: ROOM 501
DEVICE: N/A
PLANT ID: Z5-43-12B REF: N/A RACK/PANEL: N/A

COMPONENT: LIMIT SWITCH MODEL NO.: EA180-XX302
ASSOC COMP: AIR OPERATOR ASSOC M/N: N/A ASSOC. EWS: N/A
ASSOC COMP: N/A ASSOC M/N: N/A

MANUFACTUR: NAMCO SERIAL NO:
ASSOC MANF: FISHER VALVES ASSOC S/N: N/A
ASSOC MANF: N/A ASSOC S/N: N/A

SERVICE: VALVE MV-43-1F02B.

P.O. NO: F-59026

FUNCTION: PROVIDES INDICATION OF VALVE POSITION.
REQUIRED FOR LOCA AND ALL HELBS. SUBMERGENCE: N/A

CHEMICAL SPRAY: N/A

PARAMETER	ENVIRONMENT		DOCUMENTATION REFERENCE		QUALIFICATION		INTERFACES:
	SPECIFICATION	QUALIFICATION	SPECIFICATION	QUALIFICATION	METHOD	OUTSTANDING ITEMS	CABLE: EQRP 22
OPERATING TIME	11 MO.	30 DAYS	78	127	TEST		
TEMPERATURE (F)	120	346	85	127	TEST		MAINTENANCE REQUIREMENTS: REFERENCE 127 SECTION 4.0
PRESSURE (PSIA)	14.7	84.7	85	127	TEST		
RELATIVE HUMIDITY (%)	98	100	95	127	TEST		
IRRADIATION	1.73 E5	2.84 E8	85	127	TEST		REMARKS:
MEDIA	140 VOL.	140 VOL.	N/A	127	TEST & ANAL.		

DEFICIENCY RESOLUTION:

FACILITY: LGS UNIT: 1 DOCKET: 50-352 EQRP: FE76

PREPARED BY: DJT DATE: 01/09/84 REVISION DATE: 02/24/84

REVIEWED BY: WJB DATE: 04/12/84

SYSTEM: REACTOR WATER CLEAN-UP

PLANT ID: FT-44-1N011A

COMPONENT: DIFFERENTIAL PRESSURE TRANSMITTER (FLOW)

ASSOC COMP: N/A

ASSOC COMP: N/A

MANUFACTR: ROSEMOUNT

ASSOC MANF:

ASSOC MANF: N/A

ACCY: SPEC: +/- 2% OF SPAN
DEMON: +/- 0.42% FS
REF: 800

MODEL NO.: 1151DP5A22M6GE3

ASSOC M/N: N/A

ASSOC M/N: N/A

SERIAL NO: 36294

ASSOC S/N: N/A

ASSOC S/N: N/A

LOCATION: ROOM 506A

RACK/PANEL: 10C002

ASSOC. DWG: LOC: M-0709
P&ID: M-44
PFD: 163C1561PS12203
ECP: 29.
MPL: G31

SERVICE: REACTOR WATER CLEANUP DISCHARGE FLOW (BELOW 800# FLOW).

P.O. NO: M-001

FUNCTION: PROVIDES SIGNAL TO FT-44-1K605A FOR PRIMARY CONTAINMENT ISOLATION, RWCU LINE BREAK.

SUBMERGENCE: N/A

CHEMICAL SPRAY: N/A

PARAMETER	ENVIRONMENT		DOCUMENTATION REFERENCE		QUALIFICATION	OUTSTANDING ITEMS	INTERFACES:
	SPECIFICATION	QUALIFICATION	SPECIFICATION	QUALIFICATION	METHOD		
OPERATING TIME	1 HR.	27 HRS.	78	800	TEST		
TEMPERATURE (F)	120	212	85	500	TEST		MAINTENANCE REQUIREMENTS: REF. 800; SECT. 4.
PRESSURE (PSIA)	14.7	14.7	85	800	TEST		
RELATIVE HUMIDITY (%)	90	100	85	800	TEST		
RADIATION	8.85 E4	2.00 E6	802	800	TEST		REMARKS:
AGING	40 YRS.	9 YRS.	N/A	800	ANALYSIS		

DEFICIENCY RESOLUTION:

PREPARED BY: DJT DATE: 01/09/84 REVISION DATE: 02/24/84

FACILITY: LGS UNIT: 1 DOCKET: 50-352 EQRR: P1E6

REVIEWED BY: WJB DATE: 04/12/84

SYSTEM: REACTOR WATER CLEAN-UP

ACCY: SPEC: +/- 2% OF SPAN
DEMON: +/- 0.42% FS
REF: 800

LOCATION: ROOM 506A

PLANT ID: FT-44-1N012D

RACK/PANEL: 10C002

COMPONENT: DIFFERENTIAL PRESSURE TRANSMITTER (FLOW)
ASSOC COMP: N/A
ASSOC COMP: N/A

MODEL NO.: 1151DP5A22MBGE3
ASSOC M/N: N/A
ASSOC M/N: N/A

ASSOC. DWG: LOC: M-0709
P&ID: M-44
PPD: 163C1561P512203
CCP: 29,
MPL: G31

MANUFACTU: ROSEMOUNT
ASSOC MANF: N/A
ASSOC MANF: N/A

SERIAL NO: 36204
ASSOC S/N: N/A
ASSOC S/N: N/A

SERVICE: REACTOR WATER CLEANUP DISCHARGE FLOW (BLOW DOWN FLOW).

P.O. NO: M-001

FUNCTION: PROVIDES SIGNAL TO FY-44-1K605D FOR PRIMARY CONTAINMENT ISOLATION. RWCU LINE BREAK.

SUBMERGENCE: N/A

CHEMICAL SPRAY:

PARAMETER	ENVIRONMENT		DOCUMENTATION REFERENCE		QUALIFICATION	OUTSTANDING ITEMS	INTERFACES:
	SPECIFICATION	QUALIFICATION	SPECIFICATION	QUALIFICATION	METHOD		
OPERATING TIME	1 HR.	27 HRS.	78	800	TEST		
TEMPERATURE (F)	120	212	85	800	TEST		MAINTENANCE REQUIREMENTS: REF. 800; SECT. 4.
PRESSURE (PSIA)	14.7	14.7	85	800	TEST		
RELATIVE HUMIDITY (%)	90	100	65	800	TEST		
RADIATION	8.85 E4	2.00 E6	802	800	TEST		REMARKS:
AGING	40 YRS.	9 YRS.	N/A	800	ANALYSIS		

DEFICIENCY RESOLUTION:

PREPARED BY: DJT DATE: 03/13/84 REVISION DATE: 04/12/84

FACILITY: LGS UNIT: 1 DOCKET: 50-352 EQRR: P1F4

REVIEWED BY: WJB DATE: 04/12/84

SYSTEM: RESIDUAL HEAT REMOVAL

ACC/: SPEC: SEE REMARKS
DEMON: +/- 0.42% FS
REF: 800

LOCATION: ROOM 304

PLANT ID: FT-51-C61-1N001

RACK/PANEL: LOC-000

COMPONENT: FLOW TRANSMITTER
ASSOC COMP: N/A
ASSOC COMP: N/A

MODEL NO.: 1151DP
ASSOC M/N: N/A
ASSOC M/N: N/A

ASSOC. DWG: LOC: M-0719
P&ID: M-51
PPD: 163C1560P532203
CCP:
MPL: C61

MANUFACTU: ROSEMOUNT
ASSOC MANF: N/A
ASSOC MANF: N/A

SERIAL NO: N/A
ASSOC S/N: N/A
ASSOC S/N: N/A

SERVICE: RHR HEAT EXCHANGER OUTLET FLOW

P.O. NO: M-001

FUNCTION: TRANSMITS SIGNAL TO PI-51-1R005. COMPONENT HAS NO SAFETY FUNCTION.
POWER SOURCE IS CLASS 1E.

SUBMERGENCE: N/A

CHEMICAL SPRAY: N/A

PARAMETER	ENVIRONMENT		DOCUMENTATION REFERENCE		QUALIFICATION	OUTSTANDING ITEMS	INTERFACES:
	SPECIFICATION	QUALIFICATION	SPECIFICATION	QUALIFICATION	METHOD		
OPERATING TIME	180 DAYS	180 DAYS	78	800	ANALYSIS		
TEMPERATURE (F)	120	212	85	800	TEST		MAINTENANCE REQUIREMENTS: REF. 800; SECT. 4.
PRESSURE (PSIA)	14.7	14.7	85	800	TEST		
RELATIVE HUMIDITY (%)	90	100	85	800	TEST		
RADIATION	4.32 E5	2.00 E6	802 (TABLE 2)	800	TEST		REMARKS: INST. HAS NO ACTIVE SAFETY FUNCTION. THEREFORE SPECIFIED ACCURACY IS NOT APPLICABLE.
AGING	40 YRS.	9 YRS.	N/A	800	ANALYSIS		

DEFICIENCY RESOLUTION:

PREPARED BY: DJT DATE: 03/13/84 REVISION DATE: 03/13/84

FACILITY: LGS UNIT: 1 DOCKET: 50-352 EQRR: P190

REVIEWED BY: WJB DATE: 04/12/84

SYSTEM: RESIDUAL HEAT REMOVAL

PLANT ID: FT-51-1N007A

COMPONENT: FLOW TRANSMITTER
ASSOC COMP: N/A
ASSOC COMP: N/A

MANUFACTU: ROSEMOUNT
ASSOC MANF: N/A
ASSOC MANF: N/A

SERVICE: RHR SERVICE WATER INLET FLOW.

FUNCTION: TRANSMITS SIGNAL FROM FE-51-1N007A
TO FE-51-1R602A AND E1514.
LOCA AND ALL LINE BREAKS EXCEPT RHR.

ACCY: SPEC: +/- 1.0% FS
DEMON: +/- 0.42% FS
REF: 800

MODEL NO.: 1151DP5D22N8GE2
ASSOC M/N: N/A
ASSOC M/N: N/A

SERIAL NO: 48370
ASSOC S/N: N/A
ASSOC S/N: N/A

LOCATION: ROOM 200

RACK/PANEL: 10C018

ASSOC. DWG: LOC: M-0718
P&ID: M-51, SHT. 2.
PFD: 163C1560P542203
CCP: 23,160
MPL: E11-N007A

P.O. NO: M-001

SUBMERGENCE: N/A

CHEMICAL SPRAY: N/A

PARAMETER	ENVIRONMENT		DOCUMENTATION REFERENCE		QUALIFICATION	OUTSTANDING ITEMS	INTERFACES:
	SPECIFICATION	QUALIFICATION	SPECIFICATION	QUALIFICATION	METHOD		
OPERATING TIME	180 DAYS	180 DAYS	78	800	ANALYSIS		
TEMPERATURE (F)	120	212	85	800	TEST		MAINTENANCE REQUIREMENTS: REF. 800; SECT. 4.
PRESSURE (PSIA)	14.7	14.7	85	800	TEST		
RELATIVE HUMIDITY (%)	90	100	85	800	TEST		
RADIATION	2.77 E5	2.00 E6	800	800	TEST		REMARKS: REG. GUIDE 1.97 CATEGORY 2, TYPE D VARIABLE.
AGING	40 YRS.	9 YRS.	N/A	800	ANALYSIS		

DEFICIENCY RESOLUTION:

PREPARED BY: DJT DATE: 03/13/84 REVISION DATE: 03/13/84

FACILITY: LGS UNIT: 1 DOCKET: 50-352 EQRR: P191

REVIEWED BY: WJB DATE: 04/12/84

SYSTEM: RESIDUAL HEAT REMOVAL

ACCY: SPEC: +/- 1.0% FS
DEMON: +/- 0.42% FS
REF: 800

LOCATION: ROOM 207

PLANT ID: FT-51-1N007B

RACK/PANEL: 10C021

COMPONENT: FLOW TRANSMITTER
ASSOC COMP: N/A
ASSOC COMP: N/A

MODEL NO.: 1151DP5D22MBGE2
ASSOC M/N: N/A
ASSOC M/N: N/A

ASSOC. DWG: LOC: M-0724
P&ID: M-51, SHT. 1.
PPD: 163C1560P542203
CCP: 23,160
MPL: E11-N007B

MANUFACTU: ROSEMOUNT
ASSOC MANF: N/A
ASSOC MANF: N/A

SERIAL NO: 48371
ASSOC S/N: N/A
ASSOC S/N: N/A

SERVICE: RHR SERVICE WATER INLET FLOW.

P.O. NO: M-001

FUNCTION: TRANSMITS SIGNAL FROM FE-51-1N006B TO FI-51-1R602B AND E1546.
LOCA AND ALL LINE BREAKS EXCEPT RHR.

SUBMERGENCE: N/A

CHEMICAL SPRAY: N/A

PARAMETER	ENVIRONMENT		DOCUMENTATION REFERENCE		QUALIFICATION	OUTSTANDING ITEMS	INTERFACES:
	SPECIFICATION	QUALIFICATION	SPECIFICATION	QUALIFICATION	METHOD		
OPERATING TIME	180 DAYS	160 DAYS	78	800	ANALYSIS		
TEMPERATURE (F)	120	212	85	800	TEST		MAINTENANCE REQUIREMENTS: REF. 800; SECT. 4.
PRESSURE (PSIA)	14.7	14.7	85	800	TEST		
RELATIVE HUMIDITY (%)	90	100	85	800	TEST		
RADIATION	6.72 E4	2.00 E6	800 (TABLE 2)	800	TEST		REMARKS: REG. GUIDE 1.97, CATEGORY 2, TYPE D VARIABLE.
AGING	40 YRS.	9 YRS.	N/A	800	ANALYSIS		

DEFICIENCY RESOLUTION:

PREPARED BY: FMV DATE: 03/08/84 REVISION DATE: 03/08/84

FACILITY: LGS UNIT: 1 DOCKET: 50-352 EQRR: 1

REVIEWED BY: WJB DATE: 03/08/84

SYSTEM: RESIDUAL HEAT REMOVAL

ACCY: SPEC: 0.5% CAL. SPAN
DEMON: +-0.23% CAL. SPAN
REF: 151, SEC. III-28

LOCATION: ROOM 304

PLANT ID: FT-51-1N015A

RACK/PANEL: 10C001

COMPONENT: FLOW TRANSMITTER
ASSOC COMP: N/A
ASSOC COMP: N/A

MODEL NO.: 1153D
ASSOC M/N: N/A
ASSOC M/N: N/A

ASSOC. DWG: LOC: M-0719
P&ID: M-51, SHT. 2.

MANUFACTU: ROSEMOUNT
ASSOC MANF: N/A
ASSOC MANF: N/A

SERIAL NO:
ASSOC S/N: N/A
ASSOC S/N: N/A

CCP: 23,162

SERVICE: RHR DISCHARGE LINE FLOW.

P.O. NO: M-206

FUNCTION: TRANSMITS SIGNAL TO FI-51-1R603A FOR FLOW INDICATION.

SUBMERGENCE: N/A

CHEMICAL SPRAY: N/A

PARAMETER	ENVIRONMENT		DOCUMENTATION REFERENCE		QUALIFICATION	OUTSTANDING ITEMS	INTERFACES:
	SPECIFICATION	QUALIFICATION	SPECIFICATION	QUALIFICATION	METHOD		
OPERATING TIME	180 DAYS	365 DAYS	1	151	TEST & ANA'..		
TEMPERATURE (F)	120	350	1	151	TEST		MAINTENANCE REQUIREMENTS: REFERENCE 114
PRESSURE (PSIA)	14.7	99.7	1	151	TEST		
RELATIVE HUMIDITY (%)	90	100	1	151	TEST		
RADIATION	4.15 E6	5.19 E7	1	151	TEST		REMARKS:
AGING	40 YRS.	20 YRS.	N/A	151	TEST		

DEFICIENCY RESOLUTION:

PREPARED BY: FMV DATE: 03/08/84 REVISION DATE: 03/08/84

FACILITY: LGS UNIT: 1 DOCKET: 50-352 EQRR: 1

REVIEWED BY: WJB DATE: 03/08/84

SYSTEM: RESIDUAL HEAT REMOVAL

ACCY: SPEC: 0.5% CAL. SPAN
DEMON: +-0.23% CAL. SPAN
REF: 151, SEC. III-28

LOCATION: ROOM 304

PLANT ID: FT-51-1N015B

RACK/PANEL: 10C019

COMPONENT: FLOW TRANSMITTER
ASSOC COMP: N/A
ASSOC COMP: N/A

MODEL NO.: 1153D
ASSOC M/N: N/A
ASSOC M/N: N/A

ASSOC. DWG: LOC: M-0725
P&ID: M-51

MANUFACTU: ROSEMOUNT
ASSOC MANF: N/A
ASSOC MANF: N/A

SERIAL NO:
ASSOC S/N: N/A
ASSOC S/N: N/A

CCP: 23,162

SERVICE: RHR DISCHARGE LINE FLOW.

P.O. NO: M-206

FUNCTION: TRANSMITS SIGNAL TO FI-51-1R603B FOR FLOW INDICATION.

SUBMERGENCE: N/A

CHEMICAL SPRAY: N/A

PARAMETER	ENVIRONMENT		DOCUMENTATION REFERENCE		QUALIFICATION	OUTSTANDING ITEMS	INTERFACES:
	SPECIFICATION	QUALIFICATION	SPECIFICATION	QUALIFICATION	METHOD		
OPERATING TIME	180 DAYS	365 DAYS	1	151	TEST & ANAL.		
TEMPERATURE (F)	120	350	1	151	TEST		MAINTENANCE REQUIREMENTS: REFERENCE 114
PRESSURE (PSIA)	14.7	99.7	1	151	TEST		
RELATIVE HUMIDITY (%)	90	100	1	151	TEST		
RADIATION	4.15 E6	5.19 E7	1	151	TEST		REMARKS:
AGING	40 YRS.	20 YRS.	N/A	151	TEST		

DEFICIENCY RESOLUTION:

PREPARED BY: FMV DATE: 03/08/84 REVISION DATE: 03/08/84

FACILITY: LGS UNIT: 1 DOCKET: 50-352 EQRR: 1

REVIEWED BY: WJB DATE: 03/08/84

SYSTEM: RESIDUAL HEAT REMOVAL

ACCY: SPEC: 0.5% CAL. SPAN
DEMON: 0.23% CAL. SPAN
REF: 151, SEC. III-28

LOCATION: ROOM 364

PLANT ID: FT-51-1N015C

RACK/PANEL: N/A

COMPONENT: FLOW TRANSMITTER
ASSOC COMP: N/A
ASSOC COMP: N/A

MODEL NO.: 1153D
ASSOC M/N: N/A
ASSOC M/N: N/A

ASSOC. DWG: LOC: M-0719
P&ID: M-51, SHT. 2

MANUFACTU: ROSEMOUNT
ASSOC MANF: N/A
ASSOC MANF: N/A

SERIAL NO:
ASSOC S/N: N/A
ASSOC S/N: N/A

CCP: 23,163

SERVICE: RHR DISCHARGE LINE FLOW.

P.O. NO: M-206

FUNCTION: TRANSMITS SIGNAL TO FI-51-1R603C FOR FLOW INDICATION.

SUBMERGENCE: N/A

CHEMICAL SPRAY: N/A

PARAMETER	ENVIRONMENT		DOCUMENTATION REFERENCE		QUALIFICATION	OUTSTANDING ITEMS	INTERFACES:
	SPECIFICATION	QUALIFICATION	SPECIFICATION	QUALIFICATION	METHOD		
OPERATING TIME	180 DAYS	365 DAYS	1	151	TEST & ANAL.		
TEMPERATURE (F)	120	350	1	151	TEST		MAINTENANCE REQUIREMENTS: REFERENCE 114
PRESSURE (PSIA)	14.7	99.7	1	151	TEST		
RELATIVE HUMIDITY (%)	90	100	1	151	TEST		
RADIATION	4.15 E6	5.19 E7	1	151	TEST		REMARKS:
AGING	40 YRS.	20 YRS.	N/A	151	TEST		

DEFICIENCY RESOLUTION:

PREPARED BY: FMV DATE: 03/08/84 REVISION DATE: 03/03/84

FACILITY: LGS UNIT: 1 DOCKET: 50-352 EQRR: 1

REVIEWED BY: WJB DATE: 03/08/84

SYSTEM: RESIDUAL HEAT REMOVAL

PLANT ID: FT-51-1N015D

ACCY: SPEC: 0.5% CAL. SPAN
DEMON: 0.23% CAL. SPAN
REF: 151, SEC. III-28

LOCATION: ROOM 306

RACK/PANEL: LOC-000

COMPONENT: FLOW TRANSMITTER
ASSOC COMP: N/A
ASSOC COMP: N/A

MODEL NO.: 1153D
ASSOC M/N: N/A
ASSOC M/N: N/A

ASSOC. DWG: LOC: M-0725
P&ID: M-51

MANUFACTU: ROSEMOUNT
ASSOC MANF: N/A
ASSOC MANF: N/A

SERIAL NO:
ASSOC S/N: N/A
ASSOC S/N: N/A

SERVICE: RHR DISCHARGE FLOW.

P.O. NO: M-206

FUNCTION: PROVIDES SIGNAL TO FI-51-1R603D FOR RHR DISCHARGE LINE FLOW INDICATION. LOCA AND ALL LINE BREAKS.

SUBMERGENCE: N/A

CHEMICAL SPRAY: N/A

PARAMETER	ENVIRONMENT		DOCUMENTATION REFERENCE		QUALIFICATION	OUTSTANDING ITEMS	INTERFACES:
	SPECIFICATION	QUALIFICATION	SPECIFICATION	QUALIFICATION	METHOD		
OPERATING TIME	180 DAYS	365 DAYS	1	151	TEST & ANAL.		
TEMPERATURE (F)	264 (C)	350	1	151	TEST		MAINTENANCE REQUIREMENTS: REFERENCE 114
PRESSURE (PSIA)	16.1 (C)	99.7	1	151	TEST		
RELATIVE HUMIDITY (%)	100 (C)	100	1	151	TEST		
RADIATION	5.40 E6	5.19 E7	802	151	TEST		REMARKS:
AGING	40 YRS.	20 YRS.	N/A	151	TEST		

DEFICIENCY RESOLUTION:

PREPARED BY: DJT DATE: 03/13/84 REVISION DATE: 04/12/84

FACILITY: LGS UNIT: 1 DOCKET: 50-352 EQRR: P195

REVIEWED BY: WJB DATE: 04/12/84

SYSTEM: RESIDUAL HEAT REMOVAL

ACCY: SPEC: +/- 0.5% FS
DEMON: +/- 0.42% FS
REF: 800

LOCATION: ROOM 304

PLANT ID: FT-51-1N052A

RACK/PANEL: LOC-000

COMPONENT: FLOW TRANSMITTER
ASSOC COMP: N/A
ASSOC COMP: N/A

MODEL NO.: 1151DP3D22MBGE3
ASSOC M/N: N/A
ASSOC M/N: N/A

ASSOC. DWG: LOC: M-0719
P&ID: M-51, SHT. 2
PPD: 163C1561P342203
CCP: 23,164
MPL: E11-N052A

MANUFACTU: ROSEMOUNT
ASSOC MANF: N/A
ASSOC MANF: N/A

SERIAL NO: 54959
ASSOC S/N: N/A
ASSOC S/N: N/A

SERVICE: RHR MIN-FLOW BY-PASS FLOW.

P.O. NO: M-001

FUNCTION: TRANSMITS SIGNAL FROM FE-51-1N014A TO FISL-51-1N652A AND HV-51-1F007A. POST-LOCA AND ALL LINE BREAKS EXCEPT RHR.

SUBMERGENCE: N/A

CHEMICAL SPRAY: N/A

PARAMETER	ENVIRONMENT		DOCUMENTATION REFERENCE		QUALIFICATION	OUTSTANDING ITEMS	INTERFACES:
	SPECIFICATION	QUALIFICATION	SPECIFICATION	QUALIFICATION	METHOD		
OPERATING TIME	180 DAYS	180 DAYS	78	800	ANALYSIS		
TEMPERATURE (F)	120	212	85	800	TEST		MAINTENANCE REQUIREMENTS: REF. 800; SECT. 4
PRESSURE (PSIA)	14.7	14.7	85	800	TEST		
RELATIVE HUMIDITY (%)	90	100	85	800	TEST		
RADIATION	4.28 E5	2.00 E6	800 (TABLE 2)	800	TEST		REMARKS:
AGING	40 YRS.	9 YRS.	N/A	800	ANALYSIS		

DEFICIENCY RESOLUTION:

PREPARED BY: DJT DATE: 03/13/84 REVISION DATE: 04/12/84

FACILITY: LGS UNIT: 1 DOCKET: 50-352 EQRR: P196

REVIEWED BY: WJB DATE: 04/12/84

SYSTEM: RESIDUAL HEAT REMOVAL

PLANT ID: FT-51-1N052B

COMPONENT: FLOW TRANSMITTER
ASSOC COMP: N/A
ASSOC COMP: N/A

MANUFACTU: ROSEMOUNT
ASSOC MANF: N/A
ASSOC MANF: N/A

SERVICE: RHR MIN-FLOW BY-PASSFLOW.

FUNCTION: TRANSMITS SIGNAL FROM FE-51-1N014B TO FISL-51-1N652B AND HV-51-1F007B. POST-LOCA AND ALL LINE BREAKS EXCEPT RHR.

ACCY: SPEC: +/- 0.5% FS
DEMON: +/- 0.42% FS
REF: 800

MODEL NO.: 1151DP3D22M8GE3
ASSOC M/N: N/A
ASSOC M/N: N/A

SERIAL NO: 54960
ASSOC S/N: N/A
ASSOC S/N: N/A

LOCATION: ROOM 304

RACK/PANEL: LCC-000

ASSOC. DWG: LOC: M-0725
P&ID: M-51, SHT. 1
FPD: 163C1561P342203
CCP: 23,164
MPL: E11-N052B

P.O. NO: M-001

SUBMERGENCE: N/A

CHEMICAL SPRAY: N/A

PARAMETER	ENVIRONMENT		DOCUMENTATION REFERENCE		QUALIFICATION	OUTSTANDING ITEMS	INTERFACES:
	SPECIFICATION	QUALIFICATION	SPECIFICATION	QUALIFICATION	METHOD		
OPERATING TIME	180 DAYS	180 DAYS	78	800	ANALYSIS		
TEMPERATURE (F)	120	212	85	800	TEST		MAINTENANCE REQUIREMENTS: REF. 800; SECT. 4
PRESSURE (PSIA)	14.7	14.7	85	800	TEST		
RELATIVE HUMIDITY (%)	90	100	85	800	TEST		
RADIATION	2.88 E5	2.00 E6	800 (TABLE 2)	800	TEST		REMARKS:
AGING	40 YRS.	9 YRS.	N/A	800	ANALYSIS		

DEFICIENCY RESOLUTION:

PREPARED BY: DJT DATE: 03/13/84 REVISION DATE: 04/12/84

FACILITY: LGS UNIT: 1 DOCKET: 50-352 EQRR: P197

REVIEWED BY: WJB DATE: 04/12/84

SYSTEM: RESIDUAL HEAT REMOVAL

PLANT ID: FT-51-1N052C

COMPONENT: FLOW TRANSMITTER
ASSOC COMP: N/A
ASSOC COMP: N/A

MANUFACTU: ROSEMOUNT
ASSOC MANF: N/A
ASSOC MANF: N/A

SERVICE: RHR MIN-FLOW BY-PASS FLOW.

FUNCTION: TRANSMITS SIGNAL FROM FE-51-1N014C TO FISL-51-1N652C AND HV-51-1F007C. POST-LOCA AND ALL LINE BREAKS EXCEPT RHR.

ACCY: SPEC: +/- 0.5% FS
DEMON: +/- 0.42% FS
REF: 800

MODEL NO.: 1151DP3D22M8GE3
ASSOC M/N: N/A
ASSOC M/N: N/A

SERIAL NO: 54936
ASSOC S/N: N/A
ASSOC S/N: N/A

LOCATION: ROOM 304

RACK/PANEL: LOC-000

ASSOC. DWG: LOC: M-0719
P&ID: M-51, SHT. 2
PPD: 163C1561P342203
CCP: 23,165
MPL: E11-N052C

P.O. NO: M-001

SUBMERGENCE: N/A

CHEMICAL SPRAY: N/A

PARAMETER	ENVIRONMENT		DOCUMENTATION REFERENCE		QUALIFICATION	OUTSTANDING ITEMS	INTERFACES:
	SPECIFICATION	QUALIFICATION	SPECIFICATION	QUALIFICATION	METHOD		
OPERATING TIME	180 DAYS	180 DAYS	78	800	ANALYSIS		
TEMPERATURE (F)	120	212	85	800	TEST		MAINTENANCE REQUIREMENTS: REF. 800; SECT. 4
PRESSURE (PSIA)	14.7	14.7	85	800	TEST		
RELATIVE HUMIDITY (%)	90	100	85	800	TEST		
RADIATION	5.71 E5	2.00 E6	800 (TABLE 2)	800	TEST		REMARKS:
AGING	40 YRS.	9 YRS.	N/A	800	ANALYSIS		

DEFICIENCY RESOLUTION:

PREPARED BY: DJT DATE: 03/13/84 REVISION DATE: 04/12/84

FACILITY: LGS UNIT: 1 DOCKET: 50-352 EQRR: P198

REVIEWED BY: WJB DATE: 04/12/84

SYSTEM: RESIDUAL HEAT REMOVAL

PLANT ID: FT-51-1N052D

COMPONENT: FLOW TRANSMITTER
ASSOC COMP: N/A
ASSOC COMP: N/A

MANUFACTU: ROSEMOUNT
ASSOC MANF: N/A
ASSOC MANF: N/A

SERVICE: RHR MIN-FLOW
BY-PASS FLOW.

FUNCTION: TRANSMITS SIGNAL FROM FE-51-1N014D TO FISL-51-1N652D AND HV-51-1F007D. POST-LOCA AND ALL LINE BREAKS EXCEPT RHR.

ACCY: SPEC: +/- 0.5% FS
DEMON: +/- 0.42% FS
REF: 800

MODEL NO.: 1151DP5D22M8GE2
ASSOC M/N: N/A
ASSOC M/N: N/A

SERIAL NO: 48336
ASSOC S/N: N/A
ASSOC S/N: N/A

LOCATION: ROOM 307

RACK/PANEL: LOC-000

ASSOC. DWG: LOC: M-0725
P&ID: M-51
PPD: 163C1561P342203
CCP: 23,165
MPL: E11-N052D

P.O. NO: M-001

SUBMERGENCE: N/A

CHEMICAL SPRAY: N/A

PARAMETER	ENVIRONMENT		DOCUMENTATION REFERENCE		QUALIFICATION	OUTSTANDING ITEMS	INTERFACES:
	SPECIFICATION	QUALIFICATION	SPECIFICATION	QUALIFICATION	METHOD		
OPERATING TIME	180 DAYS	180 DAYS	78	800	ANALYSIS		
TEMPERATURE (F)	120	212	85	800	TEST		MAINTENANCE REQUIREMENTS: REF. 800; SECT. 4
PRESSURE (PSIA)	14.7	14.7	85	800	TEST		
RELATIVE HUMIDITY (%)	90	100	85	800	TEST		
RADIATION	8.59 E5	2.00 E6	800	800	TEST		REMARKS:
AGING	40 YRS.	9 YRS.	N/A	800	ANALYSIS		

DEFICIENCY RESOLUTION:

PREPARED BY: RDC DATE: 08/30/83 REVISION DATE: 01/03/84

FACILITY: LGS UNIT: 1 DOCKET: 50-352 EQRR: 159

REVIEWED BY: FMV DATE: 01/03/84

SYSTEM: RESIDUAL HEAT REMOVAL

ACCY: SPEC: N/A
DEMON: N/A
REF: N/A

LOCATION: ROOM 402

PLANT ID: HS-51-156A

RACK/PANEL: 1AC240

COMPONENT: HANDSWITCH
ASSOC COMP: N/A
ASSOC COMP: N/A

MODEL NO.: CR2940UB203A
ASSOC M/N: N/A
ASSOC M/N: N/A

ASSOC. DWG: LOC: M-0724
P&ID: M-51

MANUFACTU: GENERAL ELECTRIC COMPANY
ASSOC MANF: N/A
ASSOC MANF: N/A

SERIAL NO:
ASSOC S/N: N/A
ASSOC S/N: N/A

SERVICE: RHR VALVE HV-51-156A.

P.O. NO: M-66

FUNCTION: NO ACTIVE SAFETY FUNCTION POST LOCA OR HELB.
COMPONENT IS IN A CLASS 1E ELECTRICAL CIRCUIT.

SUBMERGENCE: N/A

CHEMICAL SPRAY: N/A

PARAMETER	ENVIRONMENT		DOCUMENTATION REFERENCE		QUALIFICATION	OUTSTANDING ITEMS	INTERFACES:
	SPECIFICATION	QUALIFICATION	SPECIFICATION	QUALIFICATION	METHOD		
OPERATING TIME	180 DAYS	180 DAYS	78,143	144	TEST & ANAL.		
TEMPERATURE (F)	120	135	85	144	TEST & ANAL.		MAINTENANCE REQUIREMENTS: REFERENCE 144
PRESSURE (PSIA)	14.7	14.7	85	144	TEST		
RELATIVE HUMIDITY (%)	90	90	85	144	TEST		
RADIATION	4.19 E6	4.35 E6	143	144	TEST		REMARKS:
AGING	40 YRS.	40 YRS.	N/A	144	TEST & ANAL.		

DEFICIENCY RESOLUTION:

PREPARED BY: RDC DATE: 08/30/83 REVISION DATE: 01/03/84

FACILITY: LGS UNIT: 1 DOCKET: 50-352 EQRR: 159

REVIEWED BY: FMV DATE: 01/03/84

SYSTEM: RESIDUAL HEAT REMOVAL

ACCY: SPEC: N/A
DEMON: N/A
REF: N/A

LOCATION: ROOM 207

PLANT ID: HS-51-156B

RACK/PANEL: 1BC240

COMPONENT: HANDSWITCH
ASSOC COMP: N/A
ASSOC COMP: N/A

MODEL NO.: CR2940UB203A
ASSOC M/N: N/A
ASSOC M/N: N/A

ASSOC. DWG: LOC: E-1156
P&ID: M-51

MANUFACTU: GENERAL ELECTRIC COMPANY
ASSOC MANF: N/A
ASSOC MANF: N/A

SERIAL NO:
ASSOC S/N: N/A
ASSOC S/N: N/A

SERVICE: RHR VALVE HV-51-156B.

P.O. NO: M-66

FUNCTION: NO ACTIVE SAFETY FUNCTION POST LOCA OR HELB.
COMPONENT IS IN A CLASS 1E ELECTRICAL CIRCUIT.

SUBMERGENCE: N/A

CHEMICAL SPRAY: N/A

PARAMETER	ENVIRONMENT		DOCUMENTATION REFERENCE		QUALIFICATION	OUTSTANDING ITEMS	INTERFACES:
	SPECIFICATION	QUALIFICATION	SPECIFICATION	QUALIFICATION	METHOD		
OPERATING TIME	180 DAYS	180 DAYS	78,143	144	TEST & ANAL.		
TEMPERATURE (F)	120	135	85	144	TEST & ANAL.		MAINTENANCE REQUIREMENTS: REFERENCE 144
PRESSURE (PSIA)	14.7	14.7	85	144	TEST		
RELATIVE HUMIDITY (%)	90	90	85	144	TEST		
RADIATION	3.70 E6	4.35 E6	143	144	TEST		REMARKS:
AGING	40 YRS.	40 YRS.	N/A	144	TEST & ANAL.		

DEFICIENCY RESOLUTION:

PREPARED BY: RDC DATE: 08/30/83 REVISION DATE: 01/03/84

FACILITY: LGS UNIT: 1 DOCKET: 50-352 EQRR: 159

REVIEWED BY: FMV DATE: 01/03/84

SYSTEM: RESIDUAL HEAT REMOVAL

ACCY: SPEC: N/A
DEMON: N/A
REF: N/A

LOCATION: ROOM 207

PLANT ID: HS-51-157A

RACK/PANEL: 1AC240

COMPONENT: HANDSWITCH
ASSOC COMP: N/A
ASSOC COMP: N/A

MODEL NO.: CR2940UB203A
ASSOC M/N: N/A
ASSOC M/N: N/A

ASSOC. DWG: LOC: E-1156
P&ID: M-51

MANUFACTU: GENERAL ELECTRIC COMPANY
ASSOC MANF: N/A
ASSOC MANF: N/A

SERIAL NO:
ASSOC S/N: N/A
ASSOC S/N: N/A

SERVICE: RHR VALVE HV-51-157A.

P.O. NO: M-66

FUNCTION: NO ACTIVE SAFETY FUNCTION POST LOCA OR HELB.
COMPONENT IS IN A CLASS 1E ELECTRICAL CIRCUIT.

SUBMERGENCE: N/A

CHEMICAL SPRAY: N/A

PARAMETER	ENVIRONMENT		DOCUMENTATION REFERENCE		QUALIFICATION	OUTSTANDING ITEMS	INTERFACES:
	SPECIFICATION	QUALIFICATION	SPECIFICATION	QUALIFICATION	METHOD		
OPERATING TIME	180 DAYS	180 DAYS	78,143	144	TEST & ANAL.		
TEMPERATURE (F)	120	135	85	144	TEST & ANAL.		MAINTENANCE REQUIREMENTS: REFERENCE 144
PRESSURE (PSIA)	14.7	14.7	85	144	TEST		
RELATIVE HUMIDITY (%)	90	90	85	144	TEST		
RADIATION	3.70 E6	4.35 E6	143	144	TEST		REMARKS:
AGING	40 YRS.	40 YRS.	N/A	144	TEST & ANAL.		

DEFICIENCY RESOLUTION:

PREPARED BY: PDC DATE: 08/30/83 REVISION DATE: 01/03/84

FACILITY: LGS UNIT: 1 DOCKET: 50-352 EQRR: 159

REVIEWED BY: FMV DATE: 01/03/84

SYSTEM: RESIDUAL HEAT REMOVAL

ACCY: SPEC: N/A
DEMON: N/A
REF: N/A

LOCATION: ROOM 402

PLANT ID: HS-51-157B

RACK/PANEL: 1BC240

COMPONENT: HANDSWITCH
ASSOC COMP: N/A
ASSOC COMP: N/A

MODEL NO.: CR2940UB203A
ASSOC M/N: N/A
ASSOC M/N: N/A

ASSOC. DWG: LOC: M-0724
P&ID: M-51

MANUFACTU: GENERAL ELECTRIC COMPANY
ASSOC MANF: N/A
ASSOC MANF: N/A

SERIAL NO:
ASSOC S/N: N/A
ASSOC S/N: N/A

SERVICE: RHR VALVE HV-51-157B.

P.O. NO: M-66

FUNCTION: NO ACTIVE SAFETY FUNCTION POST LOCA OR HELB.
COMPONENT IS IN A CLASS 1E ELECTRICAL CIRCUIT.

SUBMERGENCE: N/A

CHEMICAL SPRAY: N/A

PARAMETER	ENVIRONMENT		DOCUMENTATION REFERENCE		QUALIFICATION	OUTSTANDING ITEMS	INTERFACES:
	SPECIFICATION	QUALIFICATION	SPECIFICATION	QUALIFICATION	METHOD		
OPERATING TIME	180 DAYS	180 DAYS	78,143	144	TEST & ANAL.		
TEMPERATURE (F)	120	135	85	144	TEST & ANAL.		MAINTENANCE REQUIPEMENTS: REFERENCE 144
PRESSURE (PSIA)	14.7	14.7	85	144	TEST		
RELATIVE HUMIDITY (%)	90	90	85	144	TEST		
RADIATION	4.19 E6	4.35 E6	143	144	TEST		REMARKS:
AGING	40 YRS.	40 YRS.	N/A	144	TEST & ANAL.		

DEFICIENCY RESOLUTION:

PREPARED BY: RDC DATE: 08/30/83 REVISION DATE: 01/03/84

FACILITY: LGS UNIT: 1 DOCKET: 50-352 EQRR: 159

REVIEWED BY: FMV DATE: 01/03/84

SYSTEM: RESIDUAL HEAT REMOVAL

ACCY: SPEC: N/A
DEMON: N/A
REF: N/A

LOCATION: ROOM 207

PLANT ID: HS-51-158A

RACK/PANEL: 1AC240

COMPONENT: HANDSWITCH

MODEL NO.: CR2940UB203A

ASSOC COMP: N/A

ASSOC M/N: N/A

ASSOC. DWG: LOC: E-1156
P&ID: M-51

ASSOC COMP: N/A

ASSOC M/N: N/A

MANUFACTU: GENERAL ELECTRIC COMPANY

SERIAL NO:

ASSOC MANF: N/A

ASSOC S/N: N/A

ASSOC MANF: N/A

ASSOC S/N: N/A

SERVICE: RHR VALVE HV-51-158A.

P.O. NO: M-66

FUNCTION: NO ACTIVE SAFETY FUNCTION POST LOCA OR HELB.
COMPONENT IS IN A CLASS 1E ELECTRICAL CIRCUIT.

SUBMERGENCE: N/A

CHEMICAL SPRAY: N/A

PARAMETER	ENVIRONMENT		DOCUMENTATION REFERENCE		QUALIFICATION	OUTSTANDING ITEMS	INTERFACES:
	SPECIFICATION	QUALIFICATION	SPECIFICATION	QUALIFICATION	METHOD		
OPERATING TIME	180 DAYS	180 DAYS	78,143	144	TEST & ANAL.		
TEMPERATURE (F)	120	135	85	144	TEST & ANAL.		MAINTENANCE REQUIREMENTS: REFERENCE 144
PRESSURE (PSIA)	14.7	14.7	85	144	TEST		
RELATIVE HUMIDITY (%)	90	90	85	144	TEST		
RADIATION	3.70 E6	4.35 E6	143	144	TEST		REMARKS:
AGING	40 YRS.	40 YRS.	N/A	144	TEST & ANAL.		

DEFICIENCY RESOLUTION:

PREPARED BY: RDC DATE: 08/30/83 REVISION DATE: 01/03/84

FACILITY: LGS UNIT: 1 DOCKET: 50-352 EQRR: 159

REVIEWED BY: FMV DATE: 01/03/84

SYSTEM: RESIDUAL HEAT REMOVAL

ACCY: SPEC: N/A
DEMON: N/A
REF: N/A

LOCATION: ROOM 402

PLANT ID: HS-51-158B

RACK/PANEL: 1BC240

COMPONENT: HANDSWITCH
ASSOC COMP: N/A
ASSOC COMP: N/A

MODEL NO.: CR2940UB203A
ASSOC M/N: N/A
ASSOC M/N: N/A

ASSOC. DWG: LOC: M-0724
P&ID: M-51

MANUFACTU: GENERAL ELECTRIC COMPANY
ASSOC MANF: N/A
ASSOC MANF: N/A

SERIAL NO:
ASSOC S/N: N/A
ASSOC S/N: N/A

SERVICE: RHR VALVE HV-51-158B.

P.O. NO: M-66

FUNCTION: NO ACTIVE SAFETY FUNCTION POST LOCA OR HELB.
COMPONENT IS IN A CLASS 1E ELECTRICAL CIRCUIT.

SUBMERGENCE: N/A

CHEMICAL SPRAY: N/A

PARAMETER	ENVIRONMENT		DOCUMENTATION REFERENCE		QUALIFICATION	OUTSTANDING ITEMS	INTERFACES:
	SPECIFICATION	QUALIFICATION	SPECIFICATION	QUALIFICATION	METHOD		
OPERATING TIME	180 DAYS	180 DAYS	78,143	144	TEST & ANAL.		
TEMPERATURE (F)	120	135	85	144	TEST & ANAL.		MAINTENANCE REQUIREMENTS: REFERENCE 144
PRESSURE (PSIA)	14.7	14.7	85	144	TEST		
RELATIVE HUMIDITY (%)	90	90	85	144	TEST		
RADIATION	4.19 E6	4.35 E6	143	144	TEST		REMARKS:
AGING	40 YRS.	40 YRS.	N/A	144	TEST & ANAL.		

DEFICIENCY RESOLUTION:

PREPARED BY: RDC DATE: 05/05/83 REVISION DATE: 09/26/83

FACILITY: LGS UNIT: 1 DOCKET: 50-352 EQRR: 60

REVIEWED BY: FMV DATE: 09/28/83

SYSTEM: RESIDUAL HEAT REMOVAL

ACCY: SPEC: N/A
DEMON: N/A
REF: N/A

LOCATION: ROOM 309

PLANT ID: HV-C-51-1F048A

RACK/PANEL: N/A

COMPONENT: MOTOR OPERATOR
ASSOC COMP: BUTTERFLY CONTROL VALVE
ASSOC COMP: N/A

MODEL NO.: SMB-0-25-H4BC
ASSOC M/N: 18" TYPE 7720 VALVE
ASSOC M/N: N/A

ASSOC. DWG: LOC: M-229
P&ID: M-51

MANUFACTU: LIMITORQUE
ASSOC MANF: FISHER VALVES
ASSOC MANF: N/A

SERIAL NO: N/A
ASSOC S/N: N/A
ASSOC S/N: N/A

SERVICE: RHR HEAT EXCHANGER SHELLSIDE BYPASS LINE.
NORMALLY OPEN.

P.O. NO: M-242

FUNCTION: OPENS ON EITHER A RV LEVEL 1 TRIP OR HIGH DRYWELL PRESSURE SIGNAL RECEIVED CONCURRENT WITH A LOW REACTOR PRESSURE SIGNAL. VALVE SHALL BE CAPABLE OF OPENING, CLOSING OR THROTTLING DURING SHUTDOWN COOLING. REQUIRED FOR ALL HELBS EXCEPT RHRLB.

SUBMERGENCE: N/A

CHEMICAL SPRAY: N/A

PARAMETER	ENVIRONMENT		DOCUMENTATION REFERENCE		QUALIFICATION	OUTSTANDING ITEMS	INTERFACES: LUGS: EQRR 171 CABLE: EQRR 21 & 22
	SPECIFICATION	QUALIFICATION	SPECIFICATION	QUALIFICATION	METHOD		
OPERATING TIME	180 DAYS	180 DAYS	505	58,130,612	TEST & ANAL		
TEMPERATURE (F)	264 (C)	340	85	58,130	TEST & ANAL.		MAINTENANCE REQUIREMENTS: PER REFERENCE 130, PARA. 5.0 AND APP. B.
PRESSURE (PSIA)	16.1 (C)	119.7	85	58,130	TEST		
RELATIVE HUMIDITY (%)	100 (C)	100	85	58,130	TEST		
RADIATION	5.40 E6	2.00 E8	85	58,130	TEST		REMARKS:
AGING	40 YRS.	40 YRS.	N/A	58,130,614	TEST & ANAL		

DEFICIENCY RESOLUTION:

PREPARED BY: RDC DATE: 05/05/83 REVISION DATE: 09/28/83

FACILITY: LGS UNIT: 1 DOCKET: 50-352 EQRR: 60

REVIEWED BY: FMV DATE: 09/28/83

SYSTEM: RESIDUAL HEAT REMOVAL

ACCY: SPEC: N/A
DEMON: N/A
REF: N/A

LOCATION: ROOM 309

PLANT ID: HV-C-51-1F048B

RACK/PANEL: N/A

COMPONENT: MOTOR OPERATOR
ASSOC COMP: BUTTERFLY CONTROL VALVE
ASSOC COMP: N/A

MODEL NO.: SMB-0-25-H4BC
ASSOC M/N: 18" TYPE 7720 VALVE
ASSOC M/N: N/A

ASSOC. DWG: LOC: M-239
P&ID: M-51

MANUFACTU: LIMITORQUE
ASSOC MANF: FISHER VALVES
ASSOC MANF: N/A

SERIAL NO: N/A
ASSOC S/N: N/A
ASSOC S/N: N/A

SERVICE: RHR HEAT EXCHANGER SHELLSIDE BYPASS LINE.
NORMALLY OPEN.

P.O. NO: M-242

FUNCTION: OPENS ON EITHER A RV LEVEL 1 TRIP OR HIGH DRYWELL PRESSURE SIGNAL RECEIVED CONCURRENT WITH A LOW REACTOR PRESSURE SIGNAL. VALVE SHALL BE CAPABLE OF OPENING, CLOSING OR THROTTLING DURING SHUTDOWN COOLING. REQUIRED FOR ALL HELBS EXCEPT RHRLB.

SUBMERGENCE: N/A

CHEMICAL SPRAY: N/A

PARAMETER	ENVIRONMENT		DOCUMENTATION REFERENCE		QUALIFICATION	OUTSTANDING ITEMS	INTERFACES: LUGS: EQRR 171 CABLE: EQRR 21 & 22
	SPECIFICATION	QUALIFICATION	SPECIFICATION	QUALIFICATION	METHOD		
OPERATING TIME	180 DAYS	180 DAYS	505	58,130,612	TEST & ANAL		
TEMPERATURE (F)	264 (C)	340	85	58,130	TEST & ANAL.		MAINTENANCE REQUIREMENTS: PER REFERENCE 130, PARA. 5.0 AND APP. B.
PRESSURE (PSIA)	16.1 (C)	119.7	85	58,130	TEST		
RELATIVE HUMIDITY (%)	100 (C)	100	85	58,130	TEST		
RADIATION	5.40 E6	2.00 E8	85	58,130	TEST		REMARKS:
AGING	40 YRS.	40 YRS.	N/A	58,130,614	TEST & ANAL		

DEFICIENCY RESOLUTION:

PREPARED BY: RDC DATE: 05/05/83 REVISION DATE: 05/20/83

FACILITY: LGS UNIT: 1 DOCKET: 50-352 EQRR: 56

REVIEWED BY: FMV DATE: 05/20/83

SYSTEM: RESIDUAL HEAT REMOVAL

ACCY: SPEC: N/A
DEMON: N/A
REF: N/A

LOCATION: ROOM 203

PLANT ID: HV-C-51-1F103A

RACK/PANEL: N/A

COMPONENT: MOTOR OPERATOR
ASSOC COMP: VALVE (X-239)
ASSOC COMP: N/A

MODEL NO.: SMB-0
ASSOC M/N: 90-20771
ASSOC M/N: N/A

ASSOC. DWG: LOC: S-228
P&ID: M-51

MANUFACTU: LIMITORQUE
ASSOC MANF: MASONEILAN, INC.
ASSOC MANF: N/A

SERIAL NO: N/A
ASSOC S/N: N/A
ASSOC S/N: N/A

SERVICE: RHR HEAT EXCHANGER VENT LINE. OPENED MANUALLY FROM CONTROL ROOM TO VENT THE RHR HEAT EXCHANGER SHELL SIDE BACK TO THE SUPPRESSION POOL WHEN FILLING THE RHR SYSTEM. NORMALLY CLOSED.

P.O. NO: M-250A

FUNCTION: ISOLATES UPON CONTAINMENT ISOLATION SIGNAL. NOT REQUIRED FOR RHRLB.

SUBMERGENCE: N/A

CHEMICAL SPRAY: N/A

PARAMETER	ENVIRONMENT		DOCUMENTATION REFERENCE		QUALIFICATION	OUTSTANDING ITEMS	INTERFACES:
	SPECIFICATION	QUALIFICATION	SPECIFICATION	QUALIFICATION	METHOD		LUGS: EQRR 171 CABLE: EQRR 21 & 22
OPERATING TIME	180 DAYS	180 DAYS	52,517	55,58,612	TEST & ANAL		
TEMPERATURE (F)	115	340	85	55,58	TEST		MAINTENANCE REQUIREMENTS: PER REFERENCE 55,PARA 5.0, AND APPENDIX B
PRESSURE (PSIA)	14.7	119.7	85	55,58	TEST		
RELATIVE HUMIDITY (%)	90	100	85	55,58	TEST		
RADIATION	5.29 E6	2.04 E8	85	55,58	TEST		REMARKS: SPECIFIED ENVIRONMENTAL PARAMETERS ARE FOR LOCA.
AGING	40 YRS.	40 YRS.	N/A	55,58,614	TEST & ANAL		

DEFICIENCY RESOLUTION:

PREPARED BY: RDC DATE: 05/05/83 REVISION DATE: 05/20/83

FACILITY: LGS UNIT: 1 DOCKET: 50-352 EQRR: 56

REVIEWED BY: FMV DATE: 05/20/83

SYSTEM: RESIDUAL HEAT REMOVAL

ACCY: SPEC: N/A
DEMON: N/A
REF: N/A

LOCATION: ROOM 203

PLANT ID: HV-C-51-1F103B

RACK/PANEL: N/A

COMPONENT: MOTOR OPERATOR
ASSOC COMP: VALVE (X-238)
ASSOC COMP: N/A

MODEL NO.: SMB-0
ASSOC M/N: 90-20771
ASSOC M/N: N/A

ASSOC. DWG: LOC: S-228
P&ID: M-51

MANUFACTU: LIMITORQUE
ASSOC MANF: MASONEILAN, INC.
ASSOC MANF: N/A

SERIAL NO: N/A
ASSOC S/N: N/A
ASSOC S/N: N/A

SERVICE: RHR HEAT EXCHANGER VENT LINE. OPENED MANUALLY FROM CONTROL ROOM TO VENT THE RHR HEAT EXCHANGER SHELL SIDE BACK TO THE SUPPRESSION POOL WHEN FILLING THE RHR SYSTEM. NORMALLY CLOSED.

P.O. NO: M-250A

FUNCTION: ISOLATES UPON CONTAINMENT ISOLATION SIGNAL. NOT REQUIRED FOR RHRLB.

SUBMERGENCE: N/A

CHEMICAL SPRAY: N/A

PARAMETER	ENVIRONMENT		DOCUMENTATION REFERENCE		QUALIFICATION	OUTSTANDING ITEMS	INTERFACES: LUGS: EQRR 171 CABLE: EQRR 21 & 22
	SPECIFICATION	QUALIFICATION	SPECIFICATION	QUALIFICATION	METHOD		
OPERATING TIME	180 DAYS	180 DAYS	52,517	55,58,612	TEST & ANAL		
TEMPERATURE (F)	115	340	85	55,58	TEST		MAINTENANCE REQUIREMENTS: PER REFERENCE 55,PARA 5.0, AND APPENDIX B
PRESSURE (PSIA)	14.7	119.7	85	55,58	TEST		
RELATIVE HUMIDITY (%)	90	100	85	55,58	TEST		
RADIATION	5.29 E6	2.04 E8	85	55,58	TEST		REMARKS: SPECIFIED ENVIRONMENTAL PARAMETERS ARE FOR LOCA.
AGING	40 YRS.	40 YRS.	N/A	55,58,614	TEST & ANAL		

DEFICIENCY RESOLUTION:

PREPARED BY: RDC DATE: 05/05/83 REVISION DATE: 05/20/83

FACILITY: LGS UNIT: 1 DOCKET: 50-352 EQRR: 56

REVIEWED BY: FMV DATE: 05/20/83

SYSTEM: RESIDUAL HEAT REMOVAL

ACCY: SPEC: N/A
DEMON: N/A
REF: N/A

LOCATION: ROOM 203

PLANT ID: HV-C-51-1F104A

RACK/PANEL: N/A

COMPONENT: MOTOR OPERATOR
ASSOC COMP: VALVE (X-239)
ASSOC COMP: N/A

MODEL NO.: SMB-0
ASSOC M/N: 90-20771
ASSOC M/N: N/A

ASSOC. DWG: LOC: S-227
P&ID: M-51

MANUFACTU: LIMITORQUE
ASSOC MANF: MASONEILAN, INC.
ASSOC MANF: N/A

SERIAL NO: N/A
ASSOC S/N: N/A
ASSOC S/N: N/A

SERVICE: RHR HEAT EXCHANGER VENT LINE. OPENED MANUALLY FROM CONTROL ROOM TO VENT THE RHR HEAT EXCHANGER SHELL SIDE BACK TO THE SUPPRESSION POOL WHEN FILLING THE RHR SYSTEM. NORMALLY CLOSED.

P.O. NO: M-250A

FUNCTION: ISOLATES UPON CONTAINMENT ISOLATION SIGNAL. NOT REQUIRED FOR RHRLB.

SUBMERGENCE: N/A

CHEMICAL SPRAY: N/A

PARAMETER	ENVIRONMENT		DOCUMENTATION REFERENCE		QUALIFICATION	OUTSTANDING ITEMS	INTERFACES: LUGS: EQRR 171 CABLE: EQRR 21 & 22
	SPECIFICATION	QUALIFICATION	SPECIFICATION	QUALIFICATION	METHOD		
OPERATING TIME	180 DAYS	180 DAYS	52,517	55,58,612	TEST & ANAL		
TEMPERATURE (F)	115	340	85	55,58	TEST		MAINTENANCE REQUIREMENTS: PER REFERENCE 55, PARA 5.0, AND APPENDIX B
PRESSURE (PSIA)	14.7	119.7	85	55,58	TEST		
RELATIVE HUMIDITY (%)	90	100	85	55,58	TEST		
RADIATION	5.29 E6	2.04 E8	85	55,58	TEST		REMARKS: SPECIFIED ENVIRONMENTAL PARAMETERS ARE FOR LOCA.
AGING	40 YRS.	40 YRS.	N/A	55,58,614	TEST & ANAL		

DEFICIENCY RESOLUTION:

PREPARED BY: RDC DATE: 05/05/83 REVISION DATE: 05/20/83

FACILITY: LGS UNIT: 1 DOCKET: 50-352 EQRR: 56

REVIEWED BY: FMV DATE: 05/20/83

SYSTEM: RESIDUAL HEAT REMOVAL

ACCY: SPEC: N/A
DEMON: N/A
REF: N/A

LOCATION: ROOM 203

PLANT ID: HV-C-51-1F104B

RACK/PANEL: N/A

COMPONENT: MOTOR OPERATOR
ASSOC COMP: VALVE (X-238)
ASSOC COMP: N/A

MODEL NO.: SMB-0
ASSOC M/N: 90-20771
ASSOC M/N: N/A

ASSOC. DWG: LOC: S-238
P&ID: M-51

MANUFACTU: LIMITORQUE
ASSOC MANF: MASONEILAN, INC.
ASSOC MANF: N/A

SERIAL NO: N/A
ASSOC S/N: N/A
ASSOC S/N: N/A

SERVICE: RHR HEAT EXCHANGER VENT LINE. OPENED MANUALLY FROM CONTROL ROOM TO VENT THE RHR HEAT EXCHANGER SHELL SIDE BACK TO THE SUPPRESSION POOL WHEN FILLING THE RHR SYSTEM. NORMALLY CLOSED.

P.O. NO: M-250A

FUNCTION: ISOLATES UPON CONTAINMENT ISOLATION SIGNAL. NOT REQUIRED FOR RHRLB.

SUBMERGENCE: N/A

CHEMICAL SPRAY: N/A

PARAMETER	ENVIRONMENT		DOCUMENTATION REFERENCE		QUALIFICATION	OUTSTANDING ITEMS	INTERFACES:
	SPECIFICATION	QUALIFICATION	SPECIFICATION	QUALIFICATION	METHOD		LUGS: EQRR 171 CABLE: EQRR 21 & 22
OPERATING TIME	180 DAYS	180 DAYS	52,517	55,58,612	TEST & ANAL		
TEMPERATURE (F)	115	340	85	55,58	TEST		MAINTENANCE REQUIREMENTS: PER REFERENCE 55, PARA 5.0, AND APPENDIX B
PRESSURE (PSIA)	14.7	119.7	85	55,58	TEST		
RELATIVE HUMIDITY (%)	90	100	85	55,58	TEST		
RADIATION	5.29 E6	2.04 E8	85	55,58	TEST		REMARKS: SPECIFIED ENVIRONMENTAL PARAMETERS ARE FOR LOCA.
AGING	40 YRS.	40 YRS.	N/A	55,58,614	TEST & ANAL		

DEFICIENCY RESOLUTION:

PREPARED BY: RDC DATE: 05/05/83 REVISION DATE: 05/20/83

FACILITY: LGS UNIT: 1 DOCKET: 50-352 EQRR: 98

REVIEWED BY: FMV DATE: 05/20/83

SYSTEM: RESIDUAL HEAT REMOVAL

ACCY: SPEC: N/A
DEMON: N/A
REF: N/A

LOCATION: ROOM 203

PLANT ID: HV-51-1F003A

RACK/PANEL: N/A

COMPONENT: MOTOR OPERATOR
ASSOC COMP: VALVE
ASSOC COMP: N/A

MODEL NO.: SMB-2-40
ASSOC M/N: N/A
ASSOC M/N: N/A

ASSOC. DWG: LOC: M-228
P&ID: M-51

MANUFACTU: LIMITORQUE
ASSOC MANF: ANCHOR - DARLING
ASSOC MANF: N/A

SERIAL NO: N/A
ASSOC S/N: N/A
ASSOC S/N: N/A

SERVICE: RHR HEAT EXCHANGE SHELL SIDE OUTLET VALVE. NORMALLY OPEN, CAN BE CLOSED DURING STEAM CONDENSING MODE TO PREVENT LOSSES TO OTHER INJECTION PATHS.

P.O. NO: P-102B

FUNCTION: OPEN (KEY LOCKED) FOR SUPPRESSION POOL COOLING, CONTAINMENT SPRAY, AND SHUTDOWN COOLING MODES. ISOLATED FOR STEAM CONDENSING AND LPCI MODES WHEN CLOSED MANUALLY FROM THE CONTROL ROOM. NOT REQUIRED FOR RHRLB.

SUBMERGENCE: N/A

CHEMICAL SPRAY: N/A

PARAMETER	ENVIRONMENT		DOCUMENTATION REFERENCE		QUALIFICATION	OUTSTANDING ITEMS	INTERFACES:
	SPECIFICATION	QUALIFICATION	SPECIFICATION	QUALIFICATION	METHOD		LUGS: EQRR 171 CABLE: EQRR 21 & 22
OPERATING TIME	180 DAYS	180 DAYS	517	55,58,612	TEST & ANAL		
TEMPERATURE (F)	115	340	85	55,58	TEST		MAINTENANCE REQUIREMENTS:
PRESSURE (PSIA)	14.7	119.7	85	55,58	TEST		REFERENCE 130, PARA 5.0 AND APPENDIX B
RELATIVE HUMIDITY (%)	90	100	85	55,58	TEST		
RADIATION	5.29 E6	2.04 E8	85	55,58	TEST		REMARKS: SPECIFIED ENVIRONMENTAL PARAMETERS ARE FOR LOCA.
AGING	40 YRS.	40 YRS.	N/A	55,58,614	TEST & ANAL		

DEFICIENCY RESOLUTION:

PREPARED BY: RDC DATE: 05/05/83 REVISION DATE: 05/20/83

FACILITY: LGS UNIT: 1 DOCKET: 50-352 EQRR: 98

REVIEWED BY: FMV DATE: 05/20/83

SYSTEM: RESIDUAL HEAT REMOVAL

ACCY: SPEC: N/A
DEMON: N/A
REF: N/A

LOCATION: ROOM 204

PLANT ID: HV-51-1F003B

RACK/PANEL: N/A

COMPONENT: MOTOR OPERATOR
ASSOC COMP: VALVE
ASSOC COMP: N/A

MODEL NO.: SMB-2-40
ASSOC M/N: N/A
ASSOC M/N: N/A

ASSOC. DWG: LOC: M-238
P&ID: M-51

MANUFACTU: LIMITORQUE
ASSOC MANF: ANCHOR - DARLING
ASSOC MANF: N/A

SERIAL NO: N/A
ASSOC S/N: N/A
ASSOC S/N: N/A

SERVICE: RHR HEAT EXCHANGE SHELL SIDE OUTLET VALVE. NORMALLY OPEN, CAN BE CLOSED DURING STEAM CONDENSING MODE TO PREVENT LOSSES TO OTHER INJECTION PATHS.

P.O. NO: P-102B

FUNCTION: OPEN (KEY LOCKED) FOR SUPPRESSION POOL COOLING, CONTAINMENT SPRAY, AND SHUTDOWN COOLING MODES. ISOLATED FOR STEAM CONDENSING AND LPCI MODES WHEN CLOSED MANUALLY FROM THE CONTROL ROOM. NOT REQUIRED FOR RHRLB.

SUBMERGENCE: N/A

CHEMICAL SPRAY: N/A

PARAMETER	ENVIRONMENT		DOCUMENTATION REFERENCE		QUALIFICATION		INTERFACES:
	SPECIFICATION	QUALIFICATION	SPECIFICATION	QUALIFICATION	METHOD	OUTSTANDING ITEMS	LUGS: EQRR 171 CABLE: EQRR 21 & 22
OPERATING TIME	180 DAYS	180 DAYS	517	55,58,612	TEST & ANAL		
TEMPERATURE (F)	115	340	85	55,58	TEST		MAINTENANCE REQUIREMENTS:
PRESSURE (PSIA)	14.7	119.7	85	55,58	TEST		REFERENCE 130, PARA 5.0 AND APPENDIX B
RELATIVE HUMIDITY (%)	90	100	85	55,58	TEST		
RADIATION	5.29 E6	2.04 E6	85	55,58	TEST		REMARKS: SPECIFIED ENVIRONMENTAL PARAMETERS ARE FOR LOCA.
AGING	40 YRS.	40 YRS.	N/A	55,58,614	TEST & ANAL		

DEFICIENCY RESOLUTION:

FACILITY: LGS UNIT: 1 DOCKET: 50-352 EQRR: 91

PREPARED BY: PDC DATE: 05/05/83 REVISION DATE: 05/20/83

REVIEWED BY: FMV DATE: 05/20/83

SYSTEM: RESIDUAL HEAT REMOVAL

ACCY: SPEC: N/A
DEMON: N/A
REF: N/A

LOCATION: ROOM 102

PLANT ID: HV-51-1F004A

RACK/PANEL: N/A

COMPONENT: MOTOR OPERATOR
ASSOC COMP: VALVE (X-203A)
ASSOC COMP: N/A

MODEL NO.: SMB-0-15
ASSOC M/N: N/A
ASSOC M/N: N/A

ASSOC. DWG: LOC: M-227
P&ID: M-51

MANUFACTU: LIMITORQUE
ASSOC MANF: ANCHOR - DARLING
ASSOC MANF: N/A

SERIAL NO: N/A
ASSOC S/N: N/A
ASSOC S/N: N/A

SERVICE: RHR SUCTION LINE FROM SUPPRESSION POOL.
NORMALLY KEY LOCKED OPEN.

P.O. NO: P-103A

FUNCTION: OPEN FOR LPCI AND CONTAINMENT SPRAY MODES. CLOSED MANUALLY FROM THE CONTROL ROOM FOR SHUTDOWN COOLING MODE. NOT REQUIRED FOR RHRLB.

SUBMERGENCE: N/A

CHEMICAL SPRAY: N/A

PARAMETER	ENVIRONMENT		DOCUMENTATION REFERENCE		QUALIFICATION	OUTSTANDING ITEMS	INTERFACES: LUGS: EQRR 171 CABLE: EQRR 21 & 22
	SPECIFICATION	QUALIFICATION	SPECIFICATION	QUALIFICATION	METHOD		
OPERATING TIME	180 DAYS	180 DAYS	52,509,517	55,58,612	TEST & ANAL		
TEMPERATURE (F)	115	340	85	55,58	TEST		MAINTENANCE REQUIREMENTS:
PRESSURE (PSIA)	14.7	119.7	85	55,58	TEST		REFERENCE 130, PARA 5.0 AND APPENDIX B
RELATIVE HUMIDITY (%)	90	100	85	55,58	TEST		
RADIATION	5.29 E6	2.04 E8	85	55,58	TEST		REMARKS: SPECIFIED ENVIRONMENTAL PARAMETERS ARE FOR LOCA.
AGING	40 YRS.	40 YRS.	N/A	55,58,614	TEST & ANAL		

DEFICIENCY RESOLUTION:

PREPARED BY: PDC DATE: 05/05/83 REVISION DATE: 05/20/83

FACILITY: LGS UNIT: 1 DOCKET: 50-352 EQRR: 91

REVIEWED BY: FMV DATE: 05/20/83

SYSTEM: RESIDUAL HEAT REMOVAL

ACCY: SPEC: N/A
DENON: N/A
REF: N/A

LOCATION: ROOM 103

PLANT ID: HV-51-1F004B

RACK/PANEL: N/A

COMPONENT: MOTOR OPERATOR
ASSOC COMP: VALVE (X-203B)
ASSOC COMP: N/A

MODEL NO.: SMB-0-15
ASSOC M/N: N/A
ASSOC M/N: N/A

ASSOC. DWG: LOC: M-237
P&ID: M-51

MANUFACTU: LIMITORQUE
ASSOC MANF: ANCHOR - DARLING
ASSOC MANF: N/A

SERIAL NO: N/A
ASSOC S/N: N/A
ASSOC S/N: N/A

SERVICE: RHR SUCTION LINE FROM SUPPRESSION POOL.
NORMALLY KEY LOCKED OPEN.

P.O. NO: P-103A

FUNCTION: OPEN FOR LPCI AND CONTAINMENT SPRAY MODES. CLOSED MANUALLY FROM THE CONTROL ROOM FOR SHUTDOWN COOLING MODE. NOT REQUIRED FOR RHRLB.

SUBMERGENCE: N/A

CHEMICAL SPRAY: N/A

PARAMETER	ENVIRONMENT		DOCUMENTATION REFERENCE		QUALIFICATION	OUTSTANDING ITEMS	INTERFACES:
	SPECIFICATION	QUALIFICATION	SPECIFICATION	QUALIFICATION	METHOD		LUGS: EQRR 171 CABLE: EQRR 21 & 22
OPERATING TIME	180 DAYS	180 DAYS	52,509,517	55,58,612	TEST & ANAL		
TEMPERATURE (F)	115	340	65	55,58	TEST		MAINTENANCE REQUIREMENTS:
PRESSURE (PSIA)	14.7	119.7	65	55,58	TEST		REFERENCE 130, PARA 5.0 AND APPENDIX B
RELATIVE HUMIDITY (%)	90	100	65	55,58	TEST		
RADIATION	5.29 E6	2.04 E8	65	55,58	TEST		REMARKS: SPECIFIED ENVIRONMENTAL PARAMETERS ARE FOR LOCA.
AGING	40 YRS.	40 YRS.	N/A	55,58,614	TEST & ANAL		

DEFICIENCY RESOLUTION:

PREPARED BY: RDC DATE: 05/05/83 REVISION DATE: 05/20/83

FACILITY: LGS UNIT: 1 DOCKET: 50-352 EQRR: 91

REVIEWED BY: FMV DATE: 05/20/83

SYSTEM: RESIDUAL HEAT REMOVAL

ACCY: SPEC: N/A
DEMON: N/A
REF: N/A

LOCATION: ROOM 102

PLANT ID: HV-51-1F004C

RACK/PANEL: N/A

COMPONENT: MOTOR OPERATOR
ASSOC COMP: VALVE (X-203C)
ASSOC COMP: N/A

MODEL NO.: SMB-0-15
ASSOC M/N: N/A
ASSOC M/N: N/A

ASSOC. DWG: LOC: M-227
P&ID: M-51

MANUFACTU: LIMITORQUE
ASSOC MANF: ANCHOR - DARLING
ASSOC MANF: N/A

SERIAL NO: N/A
ASSOC S/N: N/A
ASSOC S/N: N/A

SERVICE: RHR SUCTION LINE FROM SUPPRESSION POOL. NORMALLY KEY LOCKED OPEN.

P.O. NO: P-103A

FUNCTION: OPEN FOR LPCI AND CONTAINMENT SPRAY MODES. CLOSED MANUALLY FROM THE CONTROL ROOM FOR SHUTDOWN COOLING MODE. NOT REQUIRED FOR RHRLB.

SUBMERGENCE: N/A

CHEMICAL SPRAY: N/A

PARAMETER	ENVIRONMENT		DOCUMENTATION REFERENCE		QUALIFICATION	OUTSTANDING ITEMS	INTERFACES: LUGS: EQRR 171 CABLE: EQRR 21 & 22
	SPECIFICATION	QUALIFICATION	SPECIFICATION	QUALIFICATION	METHOD		
OPERATING TIME	180 DAYS	180 DAYS	52.509,517	55,58,612	TEST & ANAL		
TEMPERATURE (F)	115	340	85	55,58	TEST		MAINTENANCE REQUIREMENTS:
PRESSURE (PSIA)	14.7	119.7	85	55,58	TEST		REFERENCE 130, PARA 5.0 AND APPENDIX B
RELATIVE HUMIDITY (%)	90	100	85	55,58	TEST		
RADIATION	5.29 E6	2.04 E8	85	55,58	TEST		REMARKS: SPECIFIED ENVIRONMENTAL PARAMETERS ARE FOR LOCA.
AGING	40 YRS.	40 YRS.	N/A	55,58,614	TEST & ANAL		

DEFICIENCY RESOLUTION:

PREPARED BY: RDC DATE: 05/05/83 REVISION DATE: 05/20/83

FACILITY: LGS UNIT: 1 DOCKET: 50-352 EQRR: 91

REVIEWED BY: FMV DATE: 05/20/83

SYSTEM: RESIDUAL HEAT REMOVAL

ACCY: SPEC: N/A
DEMON: N/A
REF: N/A

LOCATION: ROOM 103

PLANT ID: HV-51-1F004D

RACK/PANEL: N/A

COMPONENT: MOTOR OPERATOR
ASSOC COMP: VALVE (X-203D)
ASSOC COMP: N/A

MODEL NO.: SMB-0-15
ASSOC M/N: N/A
ASSOC M/N: N/A

ASSOC. DWG: LOC: M-237
P&ID: M-51

MANUFACTU: LIMITORQUE
ASSOC MANF: ANCHOR - DARLING
ASSOC MANF: N/A

SERIAL NO: N/A
ASSOC S/N: N/A
ASSOC S/N: N/A

SERVICE: RHR SUCTION LINE FROM SUPPRESSION POOL.
NORMALLY KEY LOCKED OPEN.

P.O. NO: P-103A

FUNCTION: OPEN FOR LPCI AND CONTAINMENT SPRAY MODES. CLOSED MANUALLY FROM THE CONTROL ROOM FOR SHUTDOWN COOLING MODES. NOT REQUIRED FOR RHRLB.

SUBMERGENCE: N/A

CHEMICAL SPRAY: N/A

PARAMETER	ENVIRONMENT		DOCUMENTATION REFERENCE		QUALIFICATION	OUTSTANDING ITEMS	INTERFACES:
	SPECIFICATION	QUALIFICATION	SPECIFICATION	QUALIFICATION	METHOD		LUGS: EQRR 171 CABLE: EQRR 21 & 22
OPERATING TIME	180 DAYS	180 DAYS	52,509,517	55,58,612	TEST & ANAL		
TEMPERATURE (F)	115	340	85	55,58	TEST		***INTENANCE REQUIREMENTS:
PRESSURE (PSIA)	14.7	119.7	85	55,58	TEST		REFERENCE 130, PARA 5.0 AND APPENDIX B
RELATIVE HUMIDITY (%)	90	100	85	55,58	TEST		
RADIATION	5.29 E6	2.04 E8	85	55,58	TEST		REMARKS: SPECIFIED ENVIRONMENTAL PARAMETERS ARE FOR LOCA.
AGING	40 YRS.	40 YRS.	N/A	55,58,614	TEST & ANAL		

DEFICIENCY RESOLUTION:

PREPARED BY: RDC DATE: 05/05/83 REVISION DATE: 05/20/83

FACILITY: LGS UNIT: 1 DOCKET: 50-352 EQRR: 91

REVIEWED BY: FMV DATE: 05/20/83

SYSTEM: RESIDUAL HEAT REMOVAL

ACCY: SPEC: N/A
DEMON: N/A
REF: N/A

LOCATION: ROOM 102

PLANT ID: HV-51-1F006A

RACK/PANEL: N/A

COMPONENT: MOTOR OPERATOR
ASSOC COMP: VALVE
ASSOC COMP: N/A

MODEL NO.: SMB-0-15
ASSOC M/N: N/A
ASSOC M/N: N/A

ASSOC. DWG: LOC: M-227
P&ID: M-51

MANUFACTU: LIMITORQUE
ASSOC MANF: ANCHOR - DARLING
ASSOC MANF: N/A

SERIAL NO: N/A
ASSOC S/N: N/A
ASSOC S/N: N/A

SERVICE: RHR SHUTDOWN COOLING SUCTION LINE. NORMALLY CLOSED.

P.O. NO: P-102B

FUNCTION: OPENED MANUALLY FROM CONTROL ROOM TO ALIGN RHR TO SHUTDOWN COOLING MODE. CLOSED FOR LPCI, CONTAINMENT SPRAY, AND SUPPRESSION POOL COOLING MODES. NOT REQUIRED FOR RHRLB.

SUBMERGENCE: N/A

CHEMICAL SPRAY: N/A

PARAMETER	ENVIRONMENT		DOCUMENTATION REFERENCE		QUALIFICATION	OUTSTANDING ITEMS	INTERFACES:
	SPECIFICATION	QUALIFICATION	SPECIFICATION	QUALIFICATION	METHOD		LUGS: EQRR 171 CABLE: EQRR 21 & 22
OPERATING TIME	180 DAYS	180 DAYS	510	55,58,612	TEST & ANAL		
TEMPERATURE (F)	115	340	85	55,58	TEST		MAINTENANCE REQUIREMENTS:
PRESSURE (PSIA)	14.7	119.7	85	55,58	TEST		REFERENCE 130, PARA 5.0 AND APPENDIX B
RELATIVE HUMIDITY (%)	90	100	85	55,58	TEST		
RADIATION	5.29 E6	2.04 E8	85	55,58	TEST		REMARKS: SPECIFIED ENVIRONMENTAL PARAMETERS ARE FOR LOCA.
AGING	40 YRS.	40 YRS.	N/A	55,58,614	TEST & ANAL		

DEFICIENCY RESOLUTION:

PREPARED BY: RDC DATE: 05/05/83 REVISION DATE: 05/20/83

FACILITY: LGS UNIT: 1 DOCKET: 50-352 EQRR: 91

REVIEWED BY: FMV DATE: 05/20/83

SYSTEM: RESIDUAL HEAT REMOVAL

ACCY: SPEC: N/A
DEMON: N/A
REF: N/A

LOCATION: ROOM 103

PLANT ID: HV-51-1F006B

RACK/PANEL: N/A

COMPONENT: MOTOR OPERATOR
ASSOC COMP: VALVE
ASSOC COMP: N/A

MODEL NO.: SMB-0-15
ASSOC M/N: N/A
ASSOC M/N: N/A

ASSOC. DWG: LOC: M-237
P&ID: M-51

MANUFACTU: LIMITORQUE
ASSOC MANF: ANCHOR - DARLING
ASSOC MANF: N/A

SERIAL NO: N/A
ASSOC S/N: N/A
ASSOC S/N: N/A

SERVICE: RHR SHUTDOWN COOLING SUCTION LINE. NORMALLY CLOSED.

P.O. NO: P-102B

FUNCTION: OPENED MANUALLY FROM CONTROL ROOM TO ALIGN RHR TO SHUTDOWN COOLING MODE. CLOSED FOR LPCI, CONTAINMENT SPRAY, AND SUPPRESSION POOL COOLING MODES. NOT REQUIRED FOR RHRLB.

SUBMERGENCE: N/A

CHEMICAL SPRAY: N/A

PARAMETER	ENVIRONMENT		DOCUMENTATION REFERENCE		QUALIFICATION	OUTSTANDING ITEMS	INTERFACES:
	SPECIFICATION	QUALIFICATION	SPECIFICATION	QUALIFICATION	METHOD		LUGS: EQRR 171 CABLE: EQRR 21 & 22
OPERATING TIME	180 DAYS	180 DAYS	510	55,58,612	TEST & ANAL		
TEMPERATURE (F)	115	340	85	55,58	TEST		MAINTENANCE REQUIREMENTS:
PRESSURE (PSIA)	14.7	119.7	85	55,58	TEST		REFERENCE 130, PARA 5.0 AND APPENDIX B
RELATIVE HUMIDITY (%)	90	100	85	55,58	TEST		
RADIATION	5.29 E6	2.04 E8	85	55,58	TEST		REMARKS: SPECIFIED ENVIRONMENTAL PARAMETERS ARE FOR LOCA.
AGING	40 YRS.	40 YRS.	N/A	55,58,614	TEST & ANAL		

DEFICIENCY RESOLUTION:

PREPARED BY: RDC DATE: 05/05/83 REVISION DATE: 05/20/83

FACILITY: LGS UNIT: 1 DOCKET: 50-352 EQRR: 96

REVIEWED BY: FMV DATE: 05/20/83

SYSTEM: RESIDUAL HEAT REMOVAL

ACCY: SPEC: N/A
DEMON: N/A
REF: N/A

LOCATION: ROOM 102

PLANT ID: HV-51-1F007A

RACK/PANEL: N/A

COMPONENT: MOTOR OPERATOR
ASSOC COMP: VALVE
ASSOC COMP: N/A

MODEL NO.: SMB-0-10
ASSOC M/N: N/A
ASSOC M/N: N/A

ASSOC. DWG: LOC: M-227
P&ID: M-51

MANUFACTU: LIMITORQUE
ASSOC MANF: VELAN
ASSOC MANF: N/A

SERIAL NO: N/A
ASSOC S/N: N/A
ASSOC S/N: N/A

SERVICE: RHR PUMP MINIMUM FLOW BYPASS. VALVE IN LINE FROM RHR PUMP DISCHARGE TO SUPPRESSION POOL. NORMALLY CLOSED.

P.O. NO: P-102C

FUNCTION: OPENS AUTOMATICALLY ON LOW FLOW. CLOSES ON HIGH FLOW. NOT REQUIRED FOR RHRLB.

SUBMERGENCE: N/A

CHEMICAL SPRAY: N/A

PARAMETER	ENVIRONMENT		DOCUMENTATION REFERENCE		QUALIFICATION	OUTSTANDING ITEMS	INTERFACES: LUGS: EQRR 171 CABLE: EQRR 21 & 22
	SPECIFICATION	QUALIFICATION	SPECIFICATION	QUALIFICATION	METHOD		
OPERATING TIME	180 DAYS	180 DAYS	502,504,517	55,58,612	TEST & ANAL		
TEMPERATURE (F)	115	340	85	55,58	TEST		MAINTENANCE REQUIREMENTS:
PRESSURE (PSIA)	14.7	119.7	85	55,58	TEST		REFERENCE 130, PARA 5.0 AND APPENDIX B
RELATIVE HUMIDITY (%)	90	100	85	55,58	TEST		
RADIATION	5.29 E6	2.04 E8	85	55,58	TEST		REMARKS: SPECIFIED ENVIRONMENTAL PARAMETERS ARE FOR LOCA.
AGING	40 YRS.	40 YRS.	N/A	55,58,614	TEST & ANAL		

DEFICIENCY RESOLUTION:

PREPARED BY: RDC DATE: 05/05/83 REVISION DATE: 05/20/83

FACILITY: LGS UNIT: 1 DOCKET: 50-352 EQRR: 96

REVIEWED BY: FMV DATE: 05/20/83

SYSTEM: RESIDUAL HEAT REMOVAL

ACCY: SPEC: N/A
DEMON: N/A
REF: N/A

LOCATION: ROOM 103

PLANT ID: HV-51-1F007B

RACK/PANEL: N/A

COMPONENT: MOTOR OPERATOR
ASSOC COMP: VALVE
ASSOC COMP: N/A

MODEL NO.: SMB-0-10
ASSOC M/N: N/A
ASSOC M/N: N/A

ASSOC. DWG: LOC: M-237
P&ID: M-51

MANUFACTU: LIMITORQUE
ASSOC MANF: VELAN
ASSOC MANF: N/A

SERIAL NO: N/A
ASSOC S/N: N/A
ASSOC S/N: N/A

SERVICE: RHR PUMP MINIMUM FLOW BYPASS. VALVE IN LINE FROM RHR PUMP DISCHARGE TO SUPPRESSION POOL. NORMALLY CLOSED.

P.O. NO: P-102C

FUNCTION: OPENS AUTOMATICALLY ON LOW FLOW. CLOSES ON HIGH FLOW. NOT REQUIRED FOR RHRLB.

SUBMERGENCE: N/A

CHEMICAL SPRAY: N/A

PARAMETER	ENVIRONMENT		DOCUMENTATION REFERENCE		QUALIFICATION	OUTSTANDING ITEMS	INTERFACES:
	SPECIFICATION	QUALIFICATION	SPECIFICATION	QUALIFICATION	METHOD		LUGS: EQRR 171 CABLE: EQRR 21 & 22
OPERATING TIME	180 DAYS	180 DAYS	502,504,517	55,58,612	TEST & ANAL		
TEMPERATURE (F)	115	340	85	55,58	TEST		MAINTENANCE REQUIREMENTS:
PRESSURE (PSIA)	14.7	119.7	85	55,58	TEST		REFERENCE 130, PARA 5.0 AND APPENDIX B
RELATIVE HUMIDITY (%)	90	100	85	55,58	TEST		
RADIATION	5.29 E6	2.04 E8	85	55,58	TEST		REMARKS: SPECIFIED ENVIRONMENTAL PARAMETERS ARE FOR LOCA.
AGING	40 YRS.	40 YRS.	N/A	55,58,614	TEST & ANAL		

DEFICIENCY RESOLUTION:

PREPARED BY: RDC DATE: 05/05/83 REVISION DATE: 05/20/83

FACILITY: LGS UNIT: 1 DOCKET: 50-352 EQRR: 96

REVIEWED BY: FMV DATE: 05/20/83

SYSTEM: RESIDUAL HEAT REMOVAL

ACCY: SPEC: N/A
DEMON: N/A
REF: N/A

LOCATION: ROOM 102

PLANT ID: HV-51-1F007C

RACK/PANEL: N/A

COMPONENT: MOTOR OPERATOR
ASSOC COMP: VALVE
ASSOC COMP: N/A

MODEL NO.: SMB-0-10
ASSOC M/N: N/A
ASSOC M/N: N/A

ASSOC. DWG: LOC: M-227
P&ID: M-51

MANUFACTU: LIMITORQUE
ASSOC MANF: VELAN
ASSOC MANF: N/A

SERIAL NO: N/A
ASSOC S/N: N/A
ASSOC S/N: N/A

SERVICE: RHR PUMP MINIMUM FLOW BYPASS. VALVE IN THE LINE FROM RHR PUMP DISCHARGE TO SUPPRESSION POOL. NORMALLY CLOSED.

P.O. NO: P-102C

FUNCTION: OPENS AUTOMATICALLY ON LOW FLOW. CLOSES ON HIGH FLOW. NOT REQUIRED FOR RHRLB.

SUBMERGENCE: N/A

CHEMICAL SPRAY: N/A

PARAMETER	ENVIRONMENT		DOCUMENTATION REFERENCE		QUALIFICATION	OUTSTANDING ITEMS	INTERFACES:
	SPECIFICATION	QUALIFICATION	SPECIFICATION	QUALIFICATION	METHOD		LUGS: EQRR 171 CABLE: EQRR 21 & 22
OPERATING TIME	180 DAYS	180 DAYS	502,504,517	55,58,612	TEST & ANAL		
TEMPERATURE (F)	115	340	85	55,58	TEST		MAINTENANCE REQUIREMENTS:
PRESSURE (PSIA)	14.7	119.7	85	55,58	TEST		REFERENCE 130, PARA 5.0 AND APPENDIX B
RELATIVE HUMIDITY (%)	90	100	85	55,58	TEST		
RADIATION	5.29 E6	2.04 E8	85	55,58	TEST		REMARKS: SPECIFIED ENVIRONMENTAL PARAMETERS ARE FOR LOCA.
AGING	40 YRS.	40 YRS.	N/A	55,58,614	TEST & ANAL		

DEFICIENCY RESOLUTION:

PREPARED BY: RDC DATE: 05/05/83 REVISION DATE: 05/20/83

FACILITY: LGS UNIT: 1 DOCKET: 50-352 EQRR: 96

REVIEWED BY: FMV DATE: 05/20/83

SYSTEM: RESIDUAL HEAT REMOVAL

ACCY: SPEC: N/A
DEMON: N/A
REF: N/A

LOCATION: ROOM 103

PLANT ID: HV-51-1F007D

RACK/PANEL: N/A

COMPONENT: MOTOR OPERATOR
ASSOC COMP: VALVE
ASSOC COMP: N/A

MODEL NO.: SMB-0-10
ASSOC M/N: N/A
ASSOC M/N: N/A

ASSOC. DWG: LOC: M-237
P&ID: M-51

MANUFACTU: LIMITORQUE
ASSOC MANF: VELAN
ASSOC MANF: N/A

SERIAL NO: N/A
ASSOC S/N: N/A
ASSOC S/N: N/A

SERVICE: RHR PUMP MINIMUM FLOW BYPASS. VALVE IN LINE FROM RHR PUMP DISCHARGE TO SUPPRESSION POOL. NORMALLY CLOSED.

P.O. NO: P-102C

FUNCTION: OPENS AUTOMATICALLY ON LOW FLOW. CLOSES ON HIGH FLOW. NOT REQUIRED FOR RHRLB.

SUBMERGENCE: N/A

CHEMICAL SPRAY: N/A

PARAMETER	ENVIRONMENT		DOCUMENTATION REFERENCE		QUALIFICATION	OUTSTANDING ITEMS	INTERFACES:
	SPECIFICATION	QUALIFICATION	SPECIFICATION	QUALIFICATION	METHOD		LUGS: EQRR 171 CABLE: EQRR 21 & 22
OPERATING TIME	180 DAYS	180 DAYS	502,504,517	55,58,612	TEST & ANAL		
TEMPERATURE (F)	115	340	85	55,58	TEST		MAINTENANCE REQUIREMENTS:
PRESSURE (PSIA)	14.7	119.7	85	55,58	TEST		REFERENCE 130, PARA 5.0 AND APPENDIX B
RELATIVE HUMIDITY (%)	90	100	85	55,58	TEST		
RADIATION	5.29 E6	2.04 E8	85	55,58	TEST		REMARKS: SPECIFIED ENVIRONMENTAL PARAMETERS ARE FOR LOCA.
AGING	40 YRS.	40 YRS.	N/A	55,58,614	TEST & ANAL		

DEFICIENCY RESOLUTION:

PREPARED BY: RDC DATE: 05/05/83 REVISION DATE: 05/20/83

FACILITY: LGS UNIT: 1 DOCKET: 50-352 EQRR: 101

REVIEWED BY: FMV DATE: 05/20/83

SYSTEM: RESIDUAL HEAT REMOVAL

PLANT ID: HV-51-1F008

COMPONENT: MOTOR OPERATOR
ASSOC COMP: VALVE (X-12)
ASSOC COMP: N/A

MANUFACTU: LIMITORQUE
ASSOC MANF: VELAN
ASSOC MANF: N/A

ACCY: SPEC: N/A
DEMON: N/A
REF: N/A

MODEL NO.: SMB-3-60
ASSOC M/N: N/A
ASSOC M/N: N/A

SERIAL NO: N/A
ASSOC S/N: N/A
ASSOC S/N: N/A

LOCATION: ROOM 309

RACK/PANEL: N/A

ASSOC. DWG: LOC: M-239
P&ID: M-51

SERVICE: RHR SHUTDOWN COOLING SUCTION LINE (OUTBOARD VALVE). NORMALLY CLOSED.

P.O. NO: P-107B

FUNCTION: ISOLATES UPON RV LEVEL 3 TRIP SIGNAL OR HIGH DRYWELL PRESSURE. OPENED MANUALLY FROM CONTROL ROOM FOR SHUTDOWN COOLING MODE. REQUIRED FOR LOCA AND ALL HELBS.

SUBMERGENCE: N/A

CHEMICAL SPRAY: N/A

PARAMETER	ENVIRONMENT		DOCUMENTATION REFERENCE		QUALIFICATION	OUTSTANDING ITEMS	INTERFACES:
	SPECIFICATION	QUALIFICATION	SPECIFICATION	QUALIFICATION	METHOD		LUGS: EQRR 171 CABLE: EQRR 21 & 22
OPERATING TIME	180 DAYS	180 DAYS	52,503	55,58,612	TEST & ANAL		
TEMPERATURE (F)	264 (C)	340	85	55,58	TEST		MAINTENANCE REQUIREMENTS:
PRESSURE (PSIA)	16.1 (C)	119.7	85	55,58	TEST		REFERENCE 130, PARA 5.0 AND APPENDIX B
RELATIVE HUMIDITY (%)	100 (C)	100	85	55,58	TEST		
RADIATION	5.40 E6	2.04 E8	85	55,58	TEST		REMARKS:
AGING	40 YRS.	40 YRS.	N/A	55,58,614	TEST & ANAL		

DEFICIENCY RESOLUTION:

PREPARED BY: RDC DATE: 05/05/83 REVISION DATE: 05/20/83

FACILITY: LGS UNIT: 1 DOCKET: 50-352 EQRR: 101

REVIEWED BY: FMV DATE: 05/20/83

SYSTEM: RESIDUAL HEAT REMOVAL

ACCY: SPEC: N/A
DEMON: N/A
REF: N/A

LOCATION: PRI CONT/ZONE 5

PLANT ID: HV-51-1F009

RACK/PANEL: N/A

COMPONENT: MOTOR OPERATOR
ASSOC COMP: VALVE (X-12)
ASSOC COMP: N/A

MODEL NO.: SMB-3-60
ASSOC M/N: N/A
ASSOC M/N: N/A

ASSOC. DWG: LOC: M-15C
P&ID: M-51

MANUFACTU: LIMITORQUE
ASSOC MANF: VELAN
ASSOC MANF: N/A

SERIAL NO: N/A
ASSOC S/N: N/A
ASSOC S/N: N/A

SERVICE: RHR SHUTDOWN COOLING SUCTION LINE (INBOARD CONTAINMENT ISOLATION VALVE). NORMALLY CLOSED.

P.O. NO: F-107B

FUNCTION: ISOLATES UPON RV LEVEL 3 TRIP SIGNAL OR HIGH DRYWELL PRESSURE. OPENED MANUALLY FROM CONTROL ROOM FOR SHUTDOWN COOLING MODE. REQUIRED FOR LOCA AND ALL HELBS.

SUBMERGENCE: N/A

CHEMICAL SPRAY: YES

PARAMETER	ENVIRONMENT		DOCUMENTATION REFERENCE		QUALIFICATION	OUTSTANDING ITEMS	INTERFACES:
	SPECIFICATION	QUALIFICATION	SPECIFICATION	QUALIFICATION	METHOD		LUGS: EQRR 171 CABLE: EQRR 21 & 22 PLUG CONNECTORS: EQRR 44
OPERATING TIME	180 DAYS	180 DAYS	52,503	55,58,612	TEST & ANAL		
TEMPERATURE (F)	330	340	85	55,58	TEST		MAINTENANCE REQUIREMENTS:
PRESSURE (PSIA)	58.7	119.7	85	55,58	TEST		REFERENCE 130, PARA 5.0 AND APPENDIX B
RELATIVE HUMIDITY (%)	100	100	85	55,58	TEST		
RADIATION	5.50 E7	2.04 E8	85	55,58	TEST		REMARKS:
AGING	40 YRS.	32 YRS.	N/A	55,58,613	TEST & ANAL		

DEFICIENCY RESOLUTION:

PREPARED BY: RDC DATE: 05/05/83 REVISION DATE: 05/20/83

FACILITY: LGS UNIT: 1 DOCKET: 50-352 EQRR: 110

REVIEWED BY: FMV DATE: 05/20/83

SYSTEM: RESIDUAL HEAT REMOVAL

ACCY: SPEC: N/A
DEMON: N/A
REF: N/A

LOCATION: ROOM 306

PLANT ID: HV-51-1F010A

RACK/PANEL: N/A

COMPONENT: MOTOR OPERATOR — MODEL NO.: SMB-3-150
ASSOC COMP: VALVE — ASSOC M/N: N/A
ASSOC COMP: N/A — ASSOC M/N: N/A

ASSOC. DWG: LOC: M-208
P&ID: M-51

MANUFACTU: LIMITORQUE — SERIAL NO: N/A
ASSOC MANF: ANCHOR - DARLING — ASSOC S/N: N/A
ASSOC MANF: N/A — ASSOC S/N: N/A

SERVICE: HIGH FLOW TEST RETURN VALVE FROM RHR PUMP TO SUPPRESSION POOL. NORMALLY CLOSED.

P.O. NO: P-102A

FUNCTION: ISOLATES UPON RV LEVEL 1 TRIP SIGNAL, HIGH DRYWELL PRESSURE; PERMISSIVE WHEN REACTOR PRESSURE IS LOW (LPCI MODE). NOT REQUIRED FOR RHRLB.

SUBMERGENCE: N/A

CHEMICAL SPRAY: N/A

PARAMETER	ENVIRONMENT		DOCUMENTATION REFERENCE		QUALIFICATION	OUTSTANDING ITEMS	INTERFACES: LUGS: EQRR 171 CABLE: EQRR 21 & 22
	SPECIFICATION	QUALIFICATION	SPECIFICATION	QUALIFICATION	METHOD		
OPERATING TIME	1 HR.	30 DAYS	511	55,58	TEST		
TEMPERATURE (F)	264 (C)	340	85	55,58	TEST		MAINTENANCE REQUIREMENTS:
PRESSURE (PSIA)	16.1 (C)	119.7	85	55,58	TEST		REFERENCE 130, PARA 5.0 AND APPENDIX B
RELATIVE HUMIDITY (%)	100 (C)	100	85	55,58	TEST		
RADIATION	9.57 E5	2.04 E8	85	55,58	TEST		REMARKS:
AGING	40 YRS.	40 YRS.	N/A	55,58,614	TEST & ANAL		

DEFICIENCY RESOLUTION:

PREPARED BY: RDC DATE: 05/05/83 REVISION DATE: 05/20/83

FACILITY: LGS UNIT: 1 DOCKET: 50-352 EQRR: 110

REVIEWED BY: FMV DATE: 05/20/83

SYSTEM: RESIDUAL HEAT REMOVAL

ACCY: SPEC: N/A
DEMON: N/A
REF: N/A

LOCATION: ROOM 307

PLANT ID: HV-51-1F010B

RACK/PANEL: N/A

COMPONENT: MOTOR OPERATOR
ASSOC COMP: VALVE
ASSOC COMP: N/A

MODEL NO.: SMB-3-150
ASSOC M/N: N/A
ASSOC M/N: N/A

ASSOC. DWG: LOC: M-220
P&ID: M-51

MANUFACTU: LIMITORQUE
ASSOC MANF: ANCHOR - DARLING
ASSOC MANF: N/A

SERIAL NO: N/A
ASSOC S/N: N/A
ASSOC S/N: N/A

SERVICE: HIGH FLOW TEST RETURN VALVE FROM RHR PUMP TO SUPPRESSION POOL.
NORMALLY CLOSED.

P.O. NO: P-102A

FUNCTION: ISOLATES UPON RV LEVEL 1 TRIP SIGNAL, HIGH DRYWELL PRESSURE;
PERMISSIVE WHEN REACTOR PRESSURE IS LOW (LPCI MODE).
NOT REQUIRED FOR RHRLB.

SUBMERGENCE: N/A

CHEMICAL SPRAY: N/A

PARAMETER	ENVIRONMENT		DOCUMENTATION REFERENCE		QUALIFICATION	OUTSTANDING ITEMS	INTERFACES: LUGS: EQRR 171 CABLE: EQRR 21 & 22
	SPECIFICATION	QUALIFICATION	SPECIFICATION	QUALIFICATION	METHOD		
OPERATING TIME	1 HR.	30 DAYS	511	55,58	TEST		
TEMPERATURE (F)	264 (C)	340	85	55,58	TEST		MAINTENANCE REQUIREMENTS:
PRESSURE (PSIA)	16.1 (C)	119.7	85	55,58	TEST		REFERENCE 130, PARA 5.0 AND APPENDIX B
RELATIVE HUMIDITY (%)	100 (C)	100	85	55,58	TEST		
RADIATION	9.57 E5	2.04 E8	85	55,58	TEST		REMARKS:
AGING	40 YRS.	40 YRS.	N/A	55,58,614	TEST & ANAL		

DEFICIENCY RESOLUTION:

PREPARED BY: RDC DATE: 05/05/83 REVISION DATE: 05/20/83

FACILITY: LGS UNIT: 1 DOCKET: 50-352 EQRR: 96

REVIEWED BY: FMV DATE: 05/20/83

SYSTEM: RESIDUAL HEAT REMOVAL

ACCY: SPEC: N/A
DEMON: N/A
REF: N/A

LOCATION: ROOM 203

PLANT ID: HV-51-1F011A

RACK/PANEL: N/A

COMPONENT: MOTOR OPERATOR
ASSOC COMP: VALVE
ASSOC COMP: N/A

MODEL NO.: SMB-0-7.5
ASSOC M/N: N/A
ASSOC M/N: N/A

ASSOC. DWG: LOC: M-228
P&ID: M-51

MANUFACTU: LIMITORQUE
ASSOC MANF: VELAN
ASSOC MANF: N/A

SERIAL NO: N/A
ASSOC S/N: N/A
ASSOC S/N: N/A

SERVICE: RHR FLOW FROM HX TO SUPPRESSION POOL. NORMALLY CLOSED. .

P.O. NO: P-102C

FUNCTION: ISOLATES UPON RV LEVEL 1 TRIP SIGNAL, OR HIGH DRYWELL PRESSURE SIGNAL (PERMISSIVE WHEN REACTOR PRESSURE IS LOW). OPENED WHEN RHR IS IN STEAM CONDENSING MODE. NOT REQUIRED FOR RHRLB.

SUBMERGENCE: N/A

CHEMICAL SPRAY: N/A

PARAMETER	ENVIRONMENT		DOCUMENTATION REFERENCE		QUALIFICATION	OUTSTANDING ITEMS	INTERFACES:
	SPECIFICATION	QUALIFICATION	SPECIFICATION	QUALIFICATION	METHOD		LUGS: EQRR 171 CABLE: EQRR 21 & 22
OPERATING TIME	1 HR.	30 DAYS	505,519	55,58	TEST		
TEMPERATURE (F)	115	340	85	55,58	TEST		MAINTENANCE REQUIREMENTS:
PRESSURE (PSIA)	14.7	119.7	85	55,58	TEST		REFERENCE 130, PARA 5.0 AND APPENDIX B
RELATIVE HUMIDITY (%)	90	100	85	55,58	TEST		
RADIATION	6.27 E5	2.04 E8	85	55,58	TEST		REMARKS: SPECIFIED ENVIRONMENTAL PARAMETERS ARE FOR LOCA.
AGING	40 YRS.	40 YRS.	N/A	55,58,614	TEST & ANAL		

DEFICIENCY RESOLUTION:

PREPARED BY: RDC DATE: 05/05/83 REVISION DATE: 05/20/83

FACILITY: LGS UNIT: 1 DOCKET: 50-352 EQRR: 96

REVIEWED BY: FMV DATE: 05/20/83

SYSTEM: RESIDUAL HEAT REMOVAL

ACCY: SPEC: N/A
DEMON: N/A
REF: N/A

LOCATION: ROOM 204

PLANT ID: HV-51-1F011B

RACK/PANEL: N/A

COMPONENT: MOTOR OPERATOR
ASSOC COMP: VALVE
ASSOC COMP: N/A

MODEL NO.: SMB-0-7.5
ASSOC M/N: N/A
ASSOC M/N: N/A

ASSOC. DWG: LOC: M-238
P&ID: M-51

MANUFACTU: LIMITORQUE
ASSOC MANF: VELAN
ASSOC MANF: N/A

SERIAL NO: N/A
ASSOC S/N: N/A
ASSOC S/N: N/A

SERVICE: RHR FLOW FROM HX TO SUPPRESSION POOL. NORMALLY CLOSED.

P.O. NO: F-102C

FUNCTION: ISOLATES UPON RV LEVEL 1 TRIP SIGNAL, OR HIGH DRYWELL PRESSURE SIGNAL (PERMISSIVE WHEN REACTOR PRESSURE IS LOW). OPENED WHEN RHR IS IN STEAM CONDENSING MODE. NOT REQUIRED FOR PHRLB.

SUBMERGENCE: N/A

CHEMICAL SPRAY: N/A

PARAMETER	ENVIRONMENT		DOCUMENTATION REFERENCE		QUALIFICATION	OUTSTANDING ITEMS	INTERFACES:
	SPECIFICATION	QUALIFICATION	SPECIFICATION	QUALIFICATION	METHOD		LUGS: EQRR 171 CABLE: EQRR 21 & 22 PLUG CONNECTORS: EQRR 44
OPERATING TIME	1 HR.	30 DAYS	505,519	55,58	TEST		
TEMPERATURE (F)	115	340	85	55,58	TEST		MAINTENANCE REQUIREMENTS:
PRESSURE (PSIA)	14.7	119.7	85	55,58	TEST		REFERENCE 130, PARA 5.0 AND APPENDIX B
RELATIVE HUMIDITY (%)	90	100	85	55,58	TEST		
RADIATION	6.27 E5	2.04 E8	85	55,58	TEST		REMARKS: SPECIFIED ENVIRONMENTAL PARAMETERS ARE FOR LOCA.
AGING	40 YRS.	40 YRS.	N/A	55,58,614	TEST & ANAL		

DEFICIENCY RESOLUTION:

PREPARED BY: PDC DATE: 05/05/83 REVISION DATE: 05/20/83

FACILITY: LGS UNIT: 1 DOCKET: 50-352 EQRR: 98

REVIEWED BY: FMV DATE: 05/20/83

SYSTEM: RESIDUAL HEAT REMOVAL

PLANT ID: HV-51-1F014A

COMPONENT: MOTOR OPERATOR
ASSOC COMP: VALVE
ASSOC COMP: N/A

MANUFACTU: LIMITORQUE
ASSOC MANF: ANCHOR - DARLING
ASSOC MANF: N/A

ACCY: SPEC: N/A
DEMON: N/A
REF: N/A

MODEL NO.: SMB-0-40
ASSOC M/N: N/A
ASSOC M/N: N/A

SERIAL NO: N/A
ASSOC S/N: N/A
ASSOC S/N: N/A

LOCATION: ROOM 203

RACK/PANEL: N/A

ASSOC. DWG: LOC:M-228
P&ID: M-51

SERVICE: RHR SERVICE WATER INLET LINE TO RHR HEAT EXCHANGER. NORMALLY CLOSED.

P.O. NO: P-102B

FUNCTION: ISOLATES UPON HIGH RADIATION LEVEL MONITORED AT HEAT EXCHANGER. OPENED MANUALLY WHEN RHR PLACED IN SHUTDOWN COOLING MODE AND SUPPRESSION POOL COOLING MODE. NOT REQUIRED FOR RHRLB.

SUBMERGENCE: N/A

CHEMICAL SPRAY: N/A

PARAMETER	ENVIRONMENT		DOCUMENTATION REFERENCE		QUALIFICATION	OUTSTANDING ITEMS	INTERFACES:
	SPECIFICATION	QUALIFICATION	SPECIFICATION	QUALIFICATION	METHOD		LUGS: EQRR 171 CABLE: EQRR 21 & 22
OPERATING TIME	180 DAYS	180 DAYS	501	55,58,612	TEST & ANAL		
TEMPERATURE (F)	115	340	85	55,58	TEST		MAINTENANCE REQUIREMENTS:
PRESSURE (PSIA)	14.7	119.7	85	55,58	TEST		REFERENCE 130, PARA 5.0 AND APPENDIX B
RELATIVE HUMIDITY (%)	90	100	85	55,58	TEST		
RADIATION	5.29 E6	2.04 E8	85	55,58	TEST		REMARKS: SPECIFIED ENVIRONMENTAL PARAMETERS ARE FOR LOCA.
AGING	40 YRS.	40 YRS.	N/A	55,58,614	TEST & ANAL		

DEFICIENCY RESOLUTION:

PREPARED BY: RDC DATE: 05/05/83 REVISION DATE: 05/20/83

FACILITY: LGS UNIT: 1 DOCKET: 50-352 EQRR: 98

REVIEWED BY: FMV DATE: 05/20/83

SYSTEM: RESIDUAL HEAT REMOVAL
ACCY: SPEC: N/A
DEMON: N/A
REF: N/A
LOCATION: ROOM 204

PLANT ID: HV-51-1F014B
RACK/PANEL: N/A

COMPONENT: MOTOR OPERATOR
MODEL NO.: SMB-0-40

ASSOC COMP: VALVE
ASSOC M/N: N/A
ASSOC. DWG: LOC: M-238
P&ID: M-51

ASSOC COMP: N/A
ASSOC M/N: N/A

MANUFACTU: LIMITORQUE
SERIAL NO: N/A

ASSOC MANF: ANCHOR - DARLING
ASSOC S/N: N/A

ASSOC MANF: N/A
ASSOC S/N: N/A

SERVICE: RHR SERVICE WATER INLET LINE TO RHR HEAT EXCHANGER. NORMALLY CLOSED.
P.O. NO: P-102B

FUNCTION: ISOLATES UPON HIGH RADIATION LEVEL MONITORED AT HEAT EXCHANGER. OPENED MANUALLY WHEN RHR PLACED IN SHUTDOWN COOLING MODE AND SUPPRESSION POOL COOLING MODE. NOT REQUIRED FOR RHRLB.
SUBMERGENCE: N/A
CHEMICAL SPRAY: N/A

PARAMETER	ENVIRONMENT		DOCUMENTATION REFERENCE		QUALIFICATION	OUTSTANDING ITEMS	INTERFACES:
	SPECIFICATION	QUALIFICATION	SPECIFICATION	QUALIFICATION	METHOD		LUGS: EQRR 171 CABLE: EQRR 21 & 22
OPERATING TIME	180 DAYS	180 DAYS	501	55,58,612	TEST & ANAL		
TEMPERATURE (F)	115	340	85	55,58	TEST		MAINTENANCE REQUIREMENTS:
PRESSURE (PSIA)	14.7	119.7	85	55,58	TEST		REFERENCE 130, PARA 5.0 AND APPENDIX B
RELATIVE HUMIDITY (%)	90	100	85	55,58	TEST		
RADIATION	5.29 E6	2.04 E8	85	55,58	TEST		REMARKS: SPECIFIED ENVIRONMENTAL PARAMETERS ARE FOR LOCA.
AGING	40 YRS.	40 YRS.	N/A	55,58,614	TEST & ANAL		

DEFICIENCY RESOLUTION:

PREPARED BY: RDC DATE: 09/09/83 REVISION DATE: 09/30/83

FACILITY: LGS UNIT: 1 DOCKET: 50-352 EQRR: 207

REVIEWED BY: WJB DATE: 10/05/83

SYSTEM: RESIDUAL HEAT REMOVAL

PLANT ID: HV-51-1F015A

COMPONENT: MOTOR OPERATOR

ASSOC COMP: VALVE (X-13A)

ASSOC COMP: N/A

MANUFACTU: LIMITORQUE

ASSOC MANF: N/A

ASSOC MANF: N/A

ACCY: SPEC: N/A
DEIGN: N/A
REF: N/A

MODEL NO.: SMB-2-60

ASSOC M/N: N/A

ASSOC M/N: N/A

SERIAL NO:

ASSOC S/N: N/A

ASSOC S/N: N/A

LOCATION: ROOM 309

RACK/PANEL: N/A

ASSOC. DWG: LOC: M-0229
P&ID: M-43

SERVICE: RHR LOOP A SHUTDOWN COOLING INJECTION LINE ISOLATION VALVE. NORMALLY CLOSED

P.O. NO: M-001

FUNCTION: ISOLATED UPON RV LEVEL 3 TRIP SIGNAL FOR LPCI, CONTAINMENT SPRAY, AND SUPPRESSION POOL COOLING MODES. OPENED FOR SHUTDOWN COOLING MODE. REQUIRED FOR LOCA AND ALL HELBS.

SUBMERGENCE: N/A

CHEMICAL SPRAY: N/A

PARAMETER	ENVIRONMENT		DOCUMENTATION REFERENCE		QUALIFICATION	OUTSTANDING ITEMS	INTERFACES:
	SPECIFICATION	QUALIFICATION	SPECIFICATION	QUALIFICATION	METHOD		LUGS: EQPR 171 CABLE: EQPR 22
OPERATING TIME	180 DAYS	180 DAYS	52	55,58,612	TEST & ANAL		
TEMPERATURE (F)	264 (C)	340	85	55,58	TEST		MAINTENANCE REQUIREMENTS: REFERENCE 130 PARA. 5.0 AND APPENDIX B
PRESSURE (PSIA)	16.1 (C)	119.7	85	55,58	TEST		
RELATIVE HUMIDITY (%)	100 (C)	100	85	55,58	TEST		
RADIATION	5.40 E6	2.04 E8	85	55,58	TEST		REMARKS:
AGING	40 YRS.	40 YRS.	N/A	55,58,614	TEST & ANAL		

DEFICIENCY RESOLUTION:

PREPARED BY: PDC DATE: 09/09/83 REVISION DATE: 09/30/83

FACILITY: LGS UNIT: 1 DOCKET: 50-352 EQRR: 207

REVIEWED BY: WJB DATE: 10/05/83

SYSTEM: RESIDUAL HEAT REMOVAL

ACCY: SPEC: N/A
DEMON: N/A
REF: N/A

LOCATION: ROOM 309

PLANT ID: HV-51-1F015B

RACK/PANEL: N/A

COMPONENT: MOTOR OPERATOR
ASSOC COMP: VALVE (X-13B)
ASSOC COMP: N/A

MODEL NO.: SMB-2-60
ASSOC M/N: N/A
ASSOC M/N: N/A

ASSOC. DWG: LOC: M-0229
P&ID: M-43

MANUFACTU: LIMITORQUE
ASSOC MANF: N/A
ASSOC MANF: N/A

SERIAL NO:
ASSOC S/N: N/A
ASSOC S/N: N/A

SERVICE: RHR LOOP B SHUTDOWN COOLING INJECTION LINE ISOLATION VALVE. NORMALLY CLOSED.

P.O. NO: M-001

FUNCTION: ISOLATED UPON RV LEVEL 3 TRIP SIGNAL FOR LPCI, CONTAINMENT SPRAY, AND SUPPRESSION POOL COOLING MODES. OPENED FOR SHUTDOWN COOLING MODE. REQUIRED FOR LOCA AND ALL HELBS.

SUBMERGENCE: N/A

CHEMICAL SPRAY: N/A

PARAMETER	ENVIRONMENT		DOCUMENTATION REFERENCE		QUALIFICATION	OUTSTANDING ITEMS	INTERFACES:
	SPECIFICATION	QUALIFICATION	SPECIFICATION	QUALIFICATION	METHOD		LUGS: EQRR 171 CABLE: EQRR 22
OPERATING TIME	180 DAYS	180 DAYS	52	55,58,612	TEST & ANAL		
TEMPERATURE (F)	264 (C)	340	85	55,58	TEST		MAINTENANCE REQUIREMENTS: REFERENCE 130 PARA. 5.0 AND APPENDIX B
PRESSURE (PSIA)	16.1 (C)	119.7	85	55,58	TEST		
RELATIVE HUMIDITY (%)	100 (C)	100	85	55,58	TEST		
RADIATION	5.40 E6	2.04 E8	85	55,58	TEST		REMARKS:
AGING	40 YRS.	40 YRS.	N/A	55,58,614	TEST & ANAL		

DEFICIENCY RESOLUTION:

PREPARED BY: FMV DATE: 09/09/83 REVISION DATE: 04/12/84

FACILITY: LGS UNIT: 1 DOCKET: 50-352 EQRR: 207

REVIEWED BY: WJB DATE: 04/12/84

SYSTEM: RESIDUAL HEAT REMOVAL

ACCY: SPEC: N/A
DEMON: N/A
REF: N/A

LOCATION: ROOM 501

PLANT ID: HV-51-1F016A

RACK/PANEL: N/A

COMPONENT: MOTOR OPERATOR

MODEL NO.: SMB-0-25

ASSOC COMP: VALVE (X-39A)

ASSOC M/N: N/A

ASSOC. DWG: LOC: M-0201
P&ID: M-43

ASSOC COMP: N/A

ASSOC M/N: N/A

MANUFACTU: LIMITORQUE

SERIAL NO:

ASSOC MANF: N/A

ASSOC S/N: N/A

ASSOC MANF: N/A

ASSOC S/N: N/A

SERVICE: RHR LOOP A CONTAINMENT SPRAY INJECTION LINE ISOLATION VALVE. NORMALLY CLOSED.

P.O. NO: M-001

FUNCTION: OPENED FOR CONTAINMENT SPRAY MODE, ISOLATED FOR LPCI, SUPPRESSION POOL COOLING, AND SHUTDOWN COOLING MODES. REQUIRED FOR LOCA AND ALL HELBS EXCEPT RHRLB.

SUBMERGENCE: N/A

CHEMICAL SPRAY: N/A

PARAMETER	ENVIRONMENT		DOCUMENTATION REFERENCE		QUALIFICATION	OUTSTANDING ITEMS	INTERFACES:
	SPECIFICATION	QUALIFICATION	SPECIFICATION	QUALIFICATION	METHOD		LUGS: EQRR 171 CABLE: EQRR 22
OPERATING TIME	24 HRS.	30 DAYS	52	55,58	TEST		
TEMPERATURE (F)	120	340	85	55,58	TEST		MAINTENANCE REQUIREMENTS: REFERENCE 130 PARA. 5.0 AND APPENDIX B
PRESSURE (PSIA)	14.7	119.7	85	55,58	TEST		
RELATIVE HUMIDITY (%)	90	100	85	55,58	TEST		
RADIATION	1.78 E6	2.04 E8	85	55,58	TEST		REMARKS:
AGING	40 YRS.	40 YRS.	N/A	55,58,614	TEST & ANAL		

DEFICIENCY RESOLUTION:

PREPARED BY: WJB DATE: 09/09/83 REVISION DATE: 04/12/84

FACILITY: LGS UNIT: 1 DOCKET: 50-352 EQRR: 207

REVIEWED BY: WJB DATE: 04/12/84

SYSTEM: RESIDUAL HEAT REMOVAL

ACCY: SPEC: N/A
DEMON: N/A
REF: N/A

LOCATION: ROOM 523

PLANT ID: HV-51-1F016B

RACK/PANEL: N/A

COMPONENT: MOTOR OPERATOR
ASSOC COMP: VALVE (X-39B)
ASSOC COMP: N/A

MODEL NO.: SMB-0-25
ASSOC M/N: N/A
ASSOC M/N: N/A

ASSOC. DWG: LOC: M-0222
P&ID: M-43

MANUFACTU: LIMITORQUE
ASSOC MANF: N/A
ASSOC MANF: N/A

SERIAL NO:
ASSOC S/N: N/A
ASSOC S/N: N/A

SERVICE: RHR LOOP B CONTAINMENT SPRAY INJECTION LINE ISOLATION VALVE. NORMALLY CLOSED.

P.O. NO: M-001

FUNCTION: OPENED FOR CONTAINMENT SPRAY MODE, ISOLATED FOR LPCI, SUPPRESSION POOL COOLING, AND SHUTDOWN COOLING MODES. REQUIRED FOR LOCA AND ALL HELBS EXCEPT RHRLB.

SUBMERGENCE: N/A

CHEMICAL SPRAY: N/A

PARAMETER	ENVIRONMENT		DOCUMENTATION REFERENCE		QUALIFICATION	OUTSTANDING ITEMS	INTERFACES:
	SPECIFICATION	QUALIFICATION	SPECIFICATION	QUALIFICATION	METHOD		LUGS: EQRR 171 CABLE: EQRR 22
OPERATING TIME	24 HRS.	30 DAYS	52	55,58	TEST		
TEMPERATURE (F)	120	340	85	55,58	TEST		MAINTENANCE REQUIREMENTS: REFERENCE 130 PARA. 5.0 AND APPENDIX B
PRESSURE (PSIA)	14.7	119.7	85	55,58	TEST		
RELATIVE HUMIDITY (%)	90	100	85	55,58	TEST		
RADIATION	1.74 E6	2.04 E8	85	55,58	TEST		REMARKS:
AGING	40 YRS.	40 YRS.	N/A	55,58,614	TEST & ANAL		

DEFICIENCY RESOLUTION:

PREPARED BY: RDC DATE: 09/09/83 REVISION DATE: 09/30/83

FACILITY: LGS UNIT: 1 DOCKET: 50-352 EQRR: 207

REVIEWED BY: WJB DATE: 10/05/83

SYSTEM: RESIDUAL HEAT REMOVAL

ACCY: SPEC: N/A
DEMON: N/A
REF: N/A

LOCATION: ROOM 510

PLANT ID: HV-51-1F017A

RACK/PANEL: N/A

COMPONENT: MOTOR OPERATOR
ASSOC COMP: VALVE (X-45)
ASSOC COMP: N/A

MODEL NO.: SMB-1-60
ASSOC M/N: N/A
ASSOC M/N: N/A

ASSOC. DWG: LOC: M-0231
P&ID: M-43

MANUFACTU: LIMITORQUE
ASSOC MANF: N/A
ASSOC MANF: N/A

SERIAL NO:
ASSOC S/N: N/A
ASSOC S/N: N/A

SERVICE: RHR PUMP 1AP202 LPCI INJECTION LINE ISOLATION VALVE. NORMALLY CLOSED.

P.O. NO: M-001

FUNCTION: OPENED FOR LPCI MODE. ISOLATED FOR CONTAINMENT SPRAY, SUPPRESSION POOL COOLING, AND SHUTDOWN COOLING MODES. REQUIRED FOR LOCA AND ALL HELBS EXCEPT RHRLB.

SUBMERGENCE: N/A

CHEMICAL SPRAY: N/A

PARAMETER	ENVIRONMENT		DOCUMENTATION REFERENCE		QUALIFICATION	OUTSTANDING ITEMS	INTERFACES:
	SPECIFICATION	QUALIFICATION	SPECIFICATION	QUALIFICATION	METHOD		LUGS: EQRR 171 CABLE: EQRR 22
OPERATING TIME	180 DAYS	180 DAYS	52	55,518,612	TEST & ANAL		
TEMPERATURE (F)	120	340	85	55,58	TEST		MAINTENANCE REQUIREMENTS: REFERENCE 130 PARA. 5.0 AND APPENDIX B
PRESSURE (PSIA)	14.7	119.7	85	55,58	TEST		
RELATIVE HUMIDITY (%)	90	100	85	55,58	TEST		
RADIATION	5.41 E6	2.04 E8	85	55,58	TEST		REMARKS:
AGING	40 YRS.	40 YRS.	N/A	55,58,614	TEST & ANAL		

DEFICIENCY RESOLUTION:

PREPARED BY: RDC DATE: 09/09/83 REVISION DATE: 09/30/83

FACILITY: LGS UNIT: 1 DOCKET: 50-352 EQRR: 207

REVIEWED BY: WJB DATE: 10/05/83

SYSTEM: RESIDUAL HEAT REMOVAL

ACCY: SPEC: N/A
DEMON: N/A
REF: N/A

LOCATION: ROOM 599

PLANT ID: HV-51-1F017B

RACK/PANEL: N/A

COMPONENT: MOTOR OPERATOR
ASSOC COMP: VALVE (X-45B)
ASSOC COMP: N/A

MODEL NO.: SMB-1-60
ASSOC M/N: N/A
ASSOC M/N: N/A

ASSOC. DWG: LOC: M-0222
P&ID: M-43

MANUFACTU: LIMITORQUE
ASSOC MANF: N/A
ASSOC MANF: N/A

SERIAL NO:
ASSOC S/N: N/A
ASSOC S/N: N/A

SERVICE: RHR PUMP 1BP202 LPCI INJECTION LINE ISOLATION VALVE. NORMALLY CLOSED.

P.O. NO: M-001

FUNCTION: OPENED FOR LPCI MODE. ISOLATED FOR CONTAINMENT SPRAY, SUPPRESSION POOL COOLING, AND SHUTDOWN COOLING MODES. REQUIRED FOR LOCA AND ALL HELBS EXCEPT RHRLB.

SUBMERGENCE: N/A

CHEMICAL SPRAY: N/A

PARAMETER	ENVIRONMENT		DOCUMENTATION REFERENCE		QUALIFICATION	OUTSTANDING ITEMS	INTERFACES:
	SPECIFICATION	QUALIFICATION	SPECIFICATION	QUALIFICATION	METHOD		LUGS: EQRR 171 CABLE: EQRR 22
OPERATING TIME	180 DAYS	180 DAYS	52	55,518,612	TEST & ANAL		
TEMPERATURE (F)	120	340	85	55,58	TEST		MAINTENANCE REQUIREMENTS: REFERENCE 130 PARA. 5.0 AND APPENDIX B
PRESSURE (PSIA)	14.7	119.7	85	55,58	TEST		
RELATIVE HUMIDITY (%)	90	100	85	55,58	TEST		
RADIATION	4.19 E6	2.04 E8	85	55,58	TEST		REMARKS:
AGING	40 YRS.	40 YRS.	N/A	55,58,614	TEST & ANAL		

DEFICIENCY RESOLUTION:

PREPARED BY: RDC DATE: 09/09/83 REVISION DATE: 09/30/83

FACILITY: LGS UNIT: 1 DOCKET: 50-352 EQRR: 207

REVIEWED BY: WJB DATE: 10/05/83

SYSTEM: RESIDUAL HEAT REMOVAL

ACCY: SPEC: N/A
DEMON: N/A
REF: N/A

LOCATION: ROOM 510

PLANT ID: HV-51-1F017C

RACK/PANEL: N/A

COMPONENT: MOTOR OPERATOR
ASSOC COMP: VALVE (X-45C)
ASSOC COMP: N/A

MODEL NO.: SMB-1-60
ASSOC M/N: N/A
ASSOC M/N: N/A

ASSOC. DWG: LOC: M-0210
P&ID: M-43

MANUFACTU: LIMITORQUE
ASSOC MANF: N/A
ASSOC MANF:

SERIAL NO:
ASSOC S/N: N/A
ASSOC S/N: N/A

SERVICE: RHR PUMP 1CP202 LPCI INJECTION LINE ISOLATION VALVE. NORMALLY CLOSED.

P.O. NO: M-001

FUNCTION: OPENED FOR LPCI MODE. ISOLATED FOR CONTAINMENT SPRAY, SUPPRESSION POOL COOLING, AND SHUTDOWN COOLING MODES. REQUIRED FOR LOCA AND ALL HELBS EXCEPT RHRLB.

SUBMERGENCE: N/A

CHEMICAL SPRAY: N/A

PARAMETER	ENVIRONMENT		DOCUMENTATION REFERENCE		QUALIFICATION	OUTSTANDING ITEMS	INTERFACES:
	SPECIFICATION	QUALIFICATION	SPECIFICATION	QUALIFICATION	METHOD		LUGS: EQRR 171 CABLE: EQRR 22
OPERATING TIME	180 DAYS	180 DAYS	52	55,518,612	TEST & ANAL		
TEMPERATURE (F)	120	340	85	55,58	TEST		MAINTENANCE REQUIREMENTS: REFERENCE 130 PARA. 5.0 AND APPENDIX B
PRESSURE (PSIA)	14.7	119.7	85	55,58	TEST		
RELATIVE HUMIDITY (%)	90	100	85	55,58	TEST		
RADIATION	5.41 E6	2.04 E8	85	55,58	TEST		REMARKS:
AGING	40 YRS.	40 YRS.	N/A	55,58,614	TEST & ANAL		

DEFICIENCY RESOLUTION:

PREPARED BY: RDC DATE: 09/09/83 REVISION DATE: 09/30/83

FACILITY: LGS UNIT: 1 DOCKET: 50-352 EQRR: 207

REVIEWED BY: WJB DATE: 10/05/83

SYSTEM: RESIDUAL HEAT REMOVAL

ACCY: SPEC: N/A
DEMON: N/A
REF: N/A

LOCATION: ROOM 599

PLANT ID: HV-51-1F017D

RACK/PANEL: N/A

COMPONENT: MOTOR OPERATOR
ASSOC COMP: VALVE (X-45D)
ASSOC COMP: N/A

MODEL NO.: SMB-1-60
ASSOC M/N: N/A
ASSOC M/N: N/A

ASSOC. DWG: LOC: M-0241
P&ID: M-43

MANUFACTU: LIMITORQUE
ASSOC MANF: N/A
ASSOC MANF: N/A

SERIAL NO:
ASSOC S/N: N/A
ASSOC S/N: N/A

SERVICE: RHR PUMP 1DP202 LPCI INJECTION LINE ISOLATION VALVE. NORMALLY CLOSED.

P.O. NO: M-001

FUNCTION: OPENED FOR LPCI MODE. ISOLATED FOR CONTAINMENT SPRAY, SUPPRESSION POOL COOLING, AND SHUTDOWN COOLING MODES. REQUIRED FOR LOCA AND ALL HELBS EXCEPT RHRLB.

SUBMERGENCE: N/A

CHEMICAL SPRAY: N/A

PARAMETER	ENVIRONMENT		DOCUMENTATION REFERENCE		QUALIFICATION	OUTSTANDING ITEMS	INTERFACES:
	SPECIFICATION	QUALIFICATION	SPECIFICATION	QUALIFICATION	METHOD		LUGS: EQRR 171 CABLE: EQRR 22
OPERATING TIME	180 DAYS	180 DAYS	52	55,518,612	TEST & ANAL		
TEMPERATURE (F)	120	340	85	55,58	TEST		MAINTENANCE REQUIREMENTS: REFERENCE 130 PARA. 5.0 AND APPENDIX B
PRESSURE (PSIA)	14.7	119.7	85	55,58	TEST		
RELATIVE HUMIDITY (%)	90	100	85	55,58	TEST		
RADIATION	4.19E6	2.04 E8	85	55,58	TEST		REMARKS:
AGING	40 YRS.	40 YRS.	N/A	55,58,614	TEST & ANAL		

DEFICIENCY RESOLUTION:

PREPARED BY: RDC DATE: 09/09/83 REVISION DATE: 09/30/83

FACILITY: LGS UNIT: 1 DOCKET: 50-352 EQRR: 207

REVIEWED BY: WJB DATE: 10/05/83

SYSTEM: RESIDUAL HEAT REMOVAL

ACCY: SPEC: N/A
DEMON: N/A
REF: N/A

LOCATION: ROOM 501

PLANT ID: HV-51-1F021A

RACK/PANEL: N/A

COMPONENT: MOTOR OPERATOR
ASSOC COMP: VALVE (X-39A)
ASSOC COMP: N/A

MODEL NO.: SMB-0-25
ASSOC M/N: N/A
ASSOC M/N: N/A

ASSOC. DWG: LOC: M-0231
P&ID: M-43

MANUFACTU: LIMITORQUE
ASSOC MANF: N/A
ASSOC MANF: N/A

SERIAL NO:
ASSOC S/N: N/A
ASSOC S/N: N/A

SERVICE: RHR LOOP A CONTAINMENT SPRAY INJECTION LINE ISOLATION VALVE. NORMALLY CLOSED.

P.O. NO: M-001

FUNCTION: OPENED FOR CONTAINMENT SPRAY MODE. ISOLATED FOR LPCI, SUPPRESSION POOL COOLING, AND SHUTDOWN COOLING MODES. REQUIRED FOR LOCA AND ALL HELBS EXCEPT RHRLB.

SUBMERGENCE: N/A

CHEMICAL SPRAY: N/A

PARAMETER	ENVIRONMENT		DOCUMENTATION REFERENCE		QUALIFICATION	OUTSTANDING ITEMS	INTERFACES:
	SPECIFICATION	QUALIFICATION	SPECIFICATION	QUALIFICATION	METHOD		LUGS: EQRR 171 CABLE: EQRR 22
OPERATING TIME	24 HRS.	30 DAYS	52	55,58	TEST		
TEMPERATURE (F)	120	340	85	55,58	TEST		MAINTENANCE REQUIREMENTS: REFERENCE 130 PARA. 5.0 AND APPENDIX B
PRESSURE (PSIA)	14.7	119.7	85	55,58	TEST		
RELATIVE HUMIDITY (%)	90	100	85	55,58	TEST		
RADIATION	4.03 E6	2.04 E8	85	55,58	TEST		REMARKS:
AGING	40 YRS.	40 YRS.	N/A	55,58,614	TEST & ANAL		

DEFICIENCY RESOLUTION:

PREPARED BY: RDC DATE: 09/09/83 REVISION DATE: 09/30/83

FACILITY: LGS UNIT: 1 DOCKET: 50-352 EQRR: 207

REVIEWED BY: WJB DATE: 10/05/83

SYSTEM: RESIDUAL HEAT REMOVAL

ACCY: SPEC: N/A
DEMON: N/A
REF: N/A

LOCATION: ROOM 523

PLANT ID: HV-51-1F021B

RACK/PANEL: N/A

COMPONENT: MOTOR OPERATOR
ASSOC COMP: VALVE (X-39B)
ASSOC COMP: N/A

MODEL NO.: SMB-0-25
ASSOC M/N: N/A
ASSOC M/N: N/A

ASSOC. DWG: LOC: M-0230
P&ID: M-43

MANUFACTU: LIMITORQUE
ASSOC MANF: N/A
ASSOC MANF: N/A

SERIAL NO:
ASSOC S/N: N/A
ASSOC S/N: N/A

SERVICE: RHR LOOP B CONTAINMENT SPRAY INJECTION LINE ISOLATION VALVE. NORMALLY CLOSED.

P.O. NO: M-001

FUNCTION: OPENED FOR CONTAINMENT SPRAY MODE. ISOLATED FOR LPCI, SUPPRESSION POOL COOLING, AND SHUTDOWN COOLING MODES. REQUIRED FOR LOCA AND ALL HELBS EXCEPT RHRLB.

SUBMERGENCE: N/A

CHEMICAL SPRAY: N/A

PARAMETER	ENVIRONMENT		DOCUMENTATION REFERENCE		QUALIFICATION	OUTSTANDING ITEMS	INTERFACES:
	SPECIFICATION	QUALIFICATION	SPECIFICATION	QUALIFICATION	METHOD		LUGS: EQRR 171 CABLE: EQRR 22
OPERATING TIME	24 HRS.	30 DAYS	52	55,58	TEST		
TEMPERATURE (F)	120	340	85	55,58	TEST		MAINTENANCE REQUIREMENTS: REFERENCE 130 PARA. 5.0 AND APPENDIX B
PRESSURE (PSIA)	14.7	119.7	85	55,58	TEST		
RELATIVE HUMIDITY (%)	90	100	85	55,58	TEST		
RADIATION	3.99 E6	2.04 E8	85	55,58	TEST		REMARKS:
AGING	40 YRS.	40 YRS.	N/A	55,58,614	TEST & ANAL		

DEFICIENCY RESOLUTION:

PREPARED BY: RDC DATE: 05/05/83 REVISION DATE: 05/20/83

FACILITY: LGS UNIT: 1 DOCKET: 50-352 EQRR: 100

REVIEWED BY: FMV DATE: 05/20/83

SYSTEM: RESIDUAL HEAT REMOVAL

PLANT ID: BV-51-1F022

COMPONENT: MOTOR OPERATOR

ASSOC COMP: VALVE (X-17)

ASSOC COMP: N/A

MANUFACTU: LIMITORQUE

ASSOC MANF: VELAN

ASSOC MANF: N/A

ACCY:SPEC: N/A

DEMON: N/A

REF: N/A

MODEL NO.: SMB-0-25

ASSOC M/N: N/A

ASSOC M/N: N/A

SERIAL NO: N/A

ASSOC S/N: N/A

ASSOC S/N: N/A

LOCATION: PRI CONT/ZONE 1

RACK/PANEL: N/A

ASSOC. DWG: LOC: M-232

P&ID: M-51

SERVICE: RHR REACTOR VESSEL HEAD SPRAY LINE (INBOARD VALVE). NORMALLY CLOSED.

P.O. NO: P-1078

FUNCTION: ISOLATES UPON RV LEVEL 3 TRIP, AND HIGH REACTOR PRESSURE SIGNAL. CLOSED FOR CONTAINMENT SPRAY MODE, SUPPRESSION POOL COOLING MODE, STEAM CONDENSING AND LPCI MODES. NOT REQUIRED FOR LOCA OR HELB. FED FROM CLASS 1E POWER.

SUBMERGENCE: N/A

CHEMICAL SPRAY: YES

PARAMETER	ENVIRONMENT SPECIFICATION	ENVIRONMENT QUALIFICATION	DOCUMENTATION REFERENCE SPECIFICATION	DOCUMENTATION REFERENCE QUALIFICATION	QUALIFICATION METHOD	OUTSTANDING ITEMS	INTERFACES: LUGS: EQRR 171 CABLE: EQRR 21 & 22 PLUG CONNECTORS: EQRR 44
OPERATING TIME	1 HR.	40 DAYS	52.620	55.58	TEST		
TEMPERATURE (F)	170	340	105	55.58	TEST		MAINTENANCE REQUIREMENTS:
PRESSURE (PSIA)	58.7	114.7	105	55.58	TEST		REFERENCE 130, PARA 5.0 AND APPENDIX B
RELATIVE HUMIDITY (%)	100	100	105	55.58	TEST		
RADIATION	1.71 E7	2.04 E8	105	55.58	TEST		REMARKS:
AGING	40 YRS.	32 YRS.	N/A	55.58.613	TEST & ANAL		

DEFICIENCY RESOLUTION:

FACILITY: LGS UNIT: 1 DOCKET: 50-352 EQRR: 117

PREPARED BY: RDC DATE: 05/05/83 REVISION DATE: 05/20/83

REVIEWED BY: FMV DATE: 05/20/83

SYSTEM: RESIDUAL HEAT REMOVAL

PLANT ID: HV-51-1F023

ACCY: SPEC: N/A
DESIGN: N/A
REF: N/A

LOCATION: ROOM 402

PACK/PANEL: N/A

COMPONENT: MOTOR OPERATOR
ASSOC COMP: VALVE (X-17)
ASSOC COMP: N/A

MODEL NO.: SMB-1-40
ASSOC M/N: N/A
ASSOC M/N: N/A

ASSOC. DWG: LOC: M-229
P&ID: M-51

MANUFACTU: LIMITORQUE
ASSOC MANF: ANCHOR - DARLING
ASSOC MANF: N/A

SERIAL NO: N/A
ASSOC S/N: N/A
ASSOC S/N: N/A

SERVICE: RHR REACTOR VESSEL HEAD SPRAY LINE (OUTBOARD VALVE). NORMALLY CLOSED.

P.O. NO: P-107A

FUNCTION: ISOLATES UPON RV LEVEL 3 TRIP AND HIGH REACTOR PRESSURE SIGNAL. CLOSED FOR CONTAINMENT SPRAY MODE, SUPPRESSION POOL COOLING MODE, STEAM CONDENSING AND LPCI MODES. NOT REQUIRED FOR LOCA OR HELB. FED FROM CLASS 1E POWER.

SUBMERGENCE: N/A

CHEMICAL SPRAY: N/A

PARAMETER	ENVIRONMENT		DOCUMENTATION REFERENCE		QUALIFICATION	OUTSTANDING ITEMS	INTERFACES: LUGS: EQRR 171 CABLE: EQRR 21 & 22
	SPECIFICATION	QUALIFICATION	SPECIFICATION	QUALIFICATION	METHOD		
OPERATING TIME	1 HR.	30 DAYS	S2.S20	S5,S8	TEST		
TEMPERATURE (F)	115	340	0S	S5,S8	TEST		MAINTENANCE REQUIREMENTS:
PRESSURE (PSIA)	14.7	119.7	0S	S5,S8	TEST		REFERENCE 130, PARA 5.0 AND APPENDIX B
RELATIVE HUMIDITY (%)	90	100	0S	S5,S8	TEST		
RADIATION	1.35 E5	2.04 E8	0S	S5,S8	TEST		REMARKS:
AGING	40 YRS.	40 YRS.	N/A	S5,S8,614	TEST & ANAL		

DEFICIENCY RESOLUTION:

PREPARED BY: RDC DATE: 05/05/83 REVISION DATE: 05/20/83

FACILITY: LGS UNIT: 1 DOCKET: 50-352 EQRR: 110

REVIEWED BY: FMV DATE: 05/20/83

SYSTEM: RESIDUAL HEAT REMOVAL

ACCY: SPEC: N/A
DEMON: N/A
REF: N/A

LOCATION: ROOM 306

PLANT ID: HV-51-1F024A

RACK/PANEL: N/A

COMPONENT: MOTOR OPERATOR
ASSOC COMP: VALVE
ASSOC COMP: N/A

MODEL NO.: SMB-3-150
ASSOC M/N: N/A
ASSOC M/N: N/A

ASSOC. DWG: LOC: M-208
P&ID: M-51

MANUFACTU: LIMITORQUE
ASSOC MANF: ANCHOR - DARLING
ASSOC MANF: N/A

SERIAL NO: N/A
ASSOC S/N: N/A
ASSOC S/N: N/A

SERVICE: HIGH FLOW TEST VALVE FROM RHR HX TO SUPPRESSION POOL.
NORMALLY CLOSED.

P.O. NO: P-102A

FUNCTION: MANUALLY OPENED TO SUPPLY COOLING WATER TO SUPPRESSION POOL AFTER BLOWDOWN IF ISOLATION SIGNAL IS NOT PRESENT. ISOLATES UPON RV LEVEL 1 TRIP SIGNAL OR HIGH DRYWELL PRESSURE, PERMISSIVE WHEN REACTOR PRESSURE IS LOW. NOT REQUIRED FOR RHRLB.

SUBMERGENCE: N/A

CHEMICAL SPRAY: N/A

PARAMETER	ENVIRONMENT		DOCUMENTATION REFERENCE		QUALIFICATION	OUTSTANDING ITEMS	INTERFACES:
	SPECIFICATION	QUALIFICATION	SPECIFICATION	QUALIFICATION	METHOD		LUGS: EQRR 171 CABLE: EQRR 21 & 22
OPERATING TIME	180 DAYS	180 DAYS	517	55,58,612	TEST & ANAL		
TEMPERATURE (F)	120	340	85	55,58	TEST		MAINTENANCE REQUIREMENTS:
PRESSURE (PSIA)	14.7	119.7	85	55,58	TEST		REFERENCE 130, PARA 5.0 AND APPENDIX B
RELATIVE HUMIDITY (%)	90	100	85	55,58	TEST		
RADIATION	5.40 E6	2.34 E8	85	55,58	TEST		REMARKS: SPECIFIED ENVIRONMENTAL PARAMETERS ARE FOR LOCA.
AGING	40 YRS.	40 YRS.	N/A	55,58,614	TEST & ANAL		

DEFICIENCY RESOLUTION:

PREPARED BY: RDC DATE: 05/05/83 REVISION DATE: 05/05/83

FACILITY: LGS UNIT: 1 DOCKET: 50-352 EQRR: 110

REVIEWED BY: FMV DATE: 05/09/83

SYSTEM: RESIDUAL HEAT REMOVAL

ACCY: SPEC: N/A
DEMON: N/A
REF: N/A

LOCATION: ROOM 307

PLANT ID: HV-51-1F024B

RACK/PANEL: N/A

COMPONENT: MOTOR OPERATOR
ASSOC COMP: VALVE
ASSOC COMP: N/A

MODEL NO.: SMB-3-150
ASSOC M/N: N/A
ASSOC M/N: N/A

ASSOC. DWG: LOC: M-220
P&ID: M-51

MANUFACTU: LIMITORQUE
ASSOC MANF: ANCHOR - DARLING
ASSOC MANF: N/A

SERIAL NO: N/A
ASSOC S/N: N/A
ASSOC S/N: N/A

SERVICE: HIGH FLOW TEST VALVE FROM RHR HX TO SUPPRESSION POOL. NORMALLY CLOSED.

P.O. NO: P-102A

FUNCTION: MANUALLY OPENED TO SUPPLY COOLING WATER TO SUPPRESSION POOL AFTER BLOWDOWN IF ISOLATION SIGNAL IS NOT PRESENT. ISOLATES UPON RV LEVEL 1 TRIP SIGNAL OR HIGH DRYWELL PRESSURE, PERMISSIVE WHEN REACTOR PRESSURE IS LOW. NOT REQUIRED FOR RHRLB.

SUBMERGENCE: N/A

CHEMICAL SPRAY: N/A

PARAMETER	ENVIRONMENT		DOCUMENTATION REFERENCE		QUALIFICATION	OUTSTANDING ITEMS	INTERFACES:
	SPECIFICATION	QUALIFICATION	SPECIFICATION	QUALIFICATION	METHOD		LUGS: EQRR 171 CABLE: EQRR 21 & 22
OPERATING TIME	180 DAYS	180 DAYS	517	55,58,612	TEST & ANAL		
TEMPERATURE (F)	120	340	85	55,58	TEST		MAINTENANCE REQUIREMENTS:
PRESSURE (PSIA)	14.7	119.7	85	55,58	TEST		REFERENCE 130, PARA 5.0 AND APPENDIX B
RELATIVE HUMIDITY (%)	90	100	85	55,58	TEST		
RADIATION	5.40 E6	2.04 E8	85	55,58	TEST		REMARKS: SPECIFIED ENVIRONMENTAL PARAMETERS ARE FOR LOCA.
AGING	40 YRS.	40 YRS.	N/A	58,55,614	TEST & ANAL		

DEFICIENCY RESOLUTION:

PREPARED BY: RDC DATE: 05/05/83 REVISION DATE: 05/20/83

FACILITY: LGS UNIT: 1 DOCKET: 50-352 EQRR: 96

REVIEWED BY: FMV DATE: 05/20/83

SYSTEM: RESIDUAL HEAT REMOVAL

ACCY: SPEC: N/A
DEMON: N/A
REF: N/A

LOCATION: ROOM 102

PLANT ID: HV-51-1F026A

RACK/PANEL: N/A

COMPONENT: MOTOR OPERATOR
ASSOC COMP: VALVE
ASSOC COMP: N/A

MODEL NO.: SMB-0-7.5
ASSOC M/N: N/A
ASSOC M/N: N/A

ASSOC. DWG: LOC: M-318
P&ID: M-51

MANUFACTU: LIMITORQUE
ASSOC MANF: VELAN
ASSOC MANF: N/A

SERIAL NO: N/A
ASSOC S/N: N/A
ASSOC S/N: N/A

SERVICE: RHR FLOW FROM HX TO RCIC SYSTEM. NORMALLY CLOSED.

P.O. NO: P-102C

FUNCTION: ISOLATES UPON RV LEVEL 1 TRIP SIGNAL OR HIGH DRYWELL PRESSURE SIGNAL (PERMISSIVE WHEN RX PRESSURE IS LOW). OPENED WHEN RHR IS IN STEAM CONDENSING MODE. NOT REQUIRED FOR RHRLB.

SUBMERGENCE: N/A

CHEMICAL SPRAY: N/A

PARAMETER	ENVIRONMENT		DOCUMENTATION REFERENCE		QUALIFICATION	OUTSTANDING ITEMS	INTERFACES:
	SPECIFICATION	QUALIFICATION	SPECIFICATION	QUALIFICATION	METHOD		LUGS: EQRR 171 CABLE: EQRR 21 & 22
OPERATING TIME	1 HR.	30 DAYS	519	55,58	TEST		
TEMPERATURE (F)	115	340	85	55,58	TEST		MAINTENANCE REQUIREMENTS:
PRESSURE (PSIA)	14.7	119.7	85	55,58	TEST		REFERENCE 130, PARA 5.0 AND APPENDIX B
RELATIVE HUMIDITY (%)	90	100	85	55,58	TEST		
RADIATION	6.27 E5	2.04 E8	85	55,58	TEST		REMARKS: SPECIFIED ENVIRONMENTAL PARAMETERS ARE FOR LOCA.
AGING	40 YRS.	40 YRS.	N/A	55,58,614	TEST & ANAL		

DEFICIENCY RESOLUTION:

PREPARED BY: RDC DATE: 05/05/83 REVISION DATE: 05/20/83

FACILITY: LGS UNIT: 1 DOCKET: 50-352 EQRR: 96

REVIEWED BY: FMV DATE: 05/20/83

SYSTEM: RESIDUAL HEAT REMOVAL

ACCY: SPEC: N/A
DEMON: N/A
REF: N/A

LOCATION: ROOM 103

PLANT ID: HV-51-1F026B

RACK/PANEL: N/A

COMPONENT: MOTOR OPERATOR
ASSOC COMP: VALVE
ASSOC COMP: N/A

MODEL NO.: SMB-0-7.5
ASSOC M/N: N/A
ASSOC M/N: N/A

ASSOC. DWG: LOC: M-237
P&ID: M-51

MANUFACTU: LIMITORQUE
ASSOC MANF: VELAN
ASSOC MANF: N/A

SERIAL NO: N/A
ASSOC S/N: N/A
ASSOC S/N: N/A

SERVICE: RHR FLOW FROM HX TO RCIC SYSTEM. NORMALLY CLOSED.

P.O. NO: P-102C

FUNCTION: ISOLATES UPON RV LEVEL 1 TRIP SIGNAL OR HIGH DRYWELL PRESSURE SIGNAL (PERMISSIVE WHEN RX PRESSURE IS LOW). OPENED WHEN RHR IS IN STEAM CONDENSING MODE. NOT REQUIRED FOR RHRLB.

SUBMERGENCE: N/A

CHEMICAL SPRAY: N/A

PARAMETER	ENVIRONMENT		DOCUMENTATION REFERENCE		QUALIFICATION	OUTSTANDING ITEMS	INTERFACES:
	SPECIFICATION	QUALIFICATION	SPECIFICATION	QUALIFICATION	METHOD		LUGS: EQRR 171 CABLE: EQRR 21 & 22
OPERATING TIME	1 HR.	30 DAYS	519	55,58	TEST		
TEMPERATURE (F)	115	340	85	55,58	TEST		MAINTENANCE REQUIREMENTS:
PRESSURE (PSIA)	14.7	119.7	85	55,58	TEST		REFERENCE 130, PARA 5.0 AND APPENDIX B
RELATIVE HUMIDITY (%)	90	100	85	55,58	TEST		
RADIATION	6.27 E5	2.04 E8	85	55,58	TEST		REMARKS:
AGING	40 YRS.	40 YRS.	N/A	55,58,614	TEST & ANAL		SPECIFIED ENVIRONMENTAL PARAMETERS ARE FOR LOCA.

DEFICIENCY RESOLUTION:

PREPARED BY: RDC DATE: 09/09/83 REVISION DATE: 10/31/83

FACILITY: LGS UNIT: 1 DOCKET: 50-352 EQRR: 207

REVIEWED BY: WJB DATE: 10/31/83

SYSTEM: RESIDUAL HEAT REMOVAL

ACCY: SPEC: N/A
DEMON: N/A
REF: N/A

LOCATION: ROOM 304

PLANT ID: HV-51-1F027A

RACK/PANEL: N/A

COMPONENT: MOTOR OPERATOR
ASSOC COMP: VALVE (X-205A)
ASSOC COMP: N/A

MODEL NO.: SMB-0-10
ASSOC M/N: N/A
ASSOC M/N: N/A

ASSOC. DWG: LOC: M-0229
P&ID: M-43

MANUFACTU: LIMITORQUE
ASSOC MANF: N/A
ASSOC MANF: N/A

SERIAL NO:
ASSOC S/N: N/A
ASSOC S/N: N/A

SERVICE: RHR LOOP A SUPPRESSION COOLING INJECTION LINE ISOLATION VALVE. NORMALLY CLOSED

P.O. NO: M-001

FUNCTION: OPENED FOR SUPPRESSION POOL COOLING AND CONTAINMENT SPRAY MODES. ISOLATED UPON RV LEVEL 1 TRIP AND HIGH DRYWELL PRESSURE AND LOW RV PRESSURE TRIP SIGNALS IF IN LPCI OR SHUTDOWN COOLING MODE. REQUIRED FOR LOCA AND ALL HELBS EXCEPT RHRLB.

SUBMERGENCE: N/A

CHEMICAL SPRAY: N/A

PARAMETER	ENVIRONMENT		DOCUMENTATION REFERENCE		QUALIFICATION	OUTSTANDING ITEMS	INTERFACES:
	SPECIFICATION	QUALIFICATION	SPECIFICATION	QUALIFICATION	METHOD		LUGS: EQRR 171 CABLE: EQRR 22
OPERATING TIME	180 DAYS	180 DAYS	52	55,518,612	TEST & ANAL		
TEMPERATURE (F)	120	340	85	55,58	TEST		MAINTENANCE REQUIREMENTS: REFERENCE 130 PARA. 5.0 AND APPENDIX B
PRESSURE (PSIA)	14.7	119.7	85	55,58	TEST		
RELATIVE HUMIDITY (%)	90	100	85	55,58	TEST		
RADIATION	4.15 E6	2.04 E8	85	55,58	TEST		REMARKS: SPECIFIED ENVIRONMENTAL PARAMETERS ARE FOR LOCA.
AGING	40 YRS.	40 YRS.	N/A	55,58,614	TEST & ANAL		

DEFICIENCY RESOLUTION:

PREPARED BY: RDC DATE: 09/09/83 REVISION DATE: 10/31/83

FACILITY: LGS UNIT: 1 DOCKET: 50-352 EQRR: 207

REVIEWED BY: WJB DATE: 10/31/83

SYSTEM: RESIDUAL HEAT REMOVAL

ACCY: SPEC: N/A
DEMON: N/A
REF: N/A

LOCATION: ROOM 307

PLANT ID: HV-51-1F027B

RACK/PANEL: N/A

COMPONENT: MOTOR OPERATOR
ASSOC COMP: VALVE (X-205B)
ASSOC COMP: N/A

MODEL NO.: SMB-0-10
ASSOC M/N: N/A
ASSOC M/N: N/A

ASSOC. DWG: LOC: M-0300
P&ID: M-43

MANUFACTU: LIMITORQUE
ASSOC MANF: N/A
ASSOC MANF: N/A

SERIAL NO:
ASSOC S/N: N/A
ASSOC S/N: N/A

SERVICE: RHR LOOP B SUPPRESSION COOLING INJECTION LINE ISOLATION VALVE. NORMALLY CLOSED

P.O. NO: M-001

FUNCTION: OPENED FOR SUPPRESSION POOL COOLING AND CONTAINMENT SPRAY MODES. ISOLATED UPON RV LEVEL 1 TRIP AND HIGH DRYWELL PRESSURE AND LOW RV PRESSURE TRIP SIGNALS IF IN LPCI OR SHUTDOWN COOLING MODE. REQUIRED FOR LOCA AND ALL HELBS EXCEPT RHRLB.

SUBMERGENCE: N/A

CHEMICAL SPRAY: N/A

PARAMETER	ENVIRONMENT		DOCUMENTATION REFERENCE		QUALIFICATION	OUTSTANDING ITEMS	INTERFACES:
	SPECIFICATION	QUALIFICATION	SPECIFICATION	QUALIFICATION	METHOD		LUGS: EQRR 171 CABLE: EQRR 22
OPERATING TIME	180 DAYS	180 DAYS	52	55,518,612	TEST & ANAL		
TEMPERATURE (F)	264 (C)	340	85	55,58	TEST		MAINTENANCE REQUIREMENTS: REFERENCE 130 PARA. 5.0 AND APPENDIX B
PRESSURE (PSIA)	16.1 (C)	119.7	85	55,58	TEST		
RELATIVE HUMIDITY (%)	100 (C)	100	85	55,58	TEST		
RADIATION	5.40 E6	2.04 E8	85	55,58	TEST		REMARKS:
AGING	40 YRS.	40 YRS.	N/A	55,58,614	TEST & ANAL		

DEFICIENCY RESOLUTION:

PREPARED BY: RDC DATE: 05/05/83 REVISION DATE: 05/20/83

FACILITY: LGS UNIT: 1 DOCKET: 50-352 EQRR: 96

REVIEWED BY: FMV DATE: 05/20/83

SYSTEM: RESIDUAL HEAT REMOVAL

ACCY: SPEC: N/A
DEMON: N/A
REF: N/A

LOCATION: ROOM 203

PLANT ID: HV-51-1F040

RACK/PANEL: N/A

COMPONENT: MOTOR OPERATOR
ASSOC COMP: VALVE
ASSOC COMP: N/A

MODEL NO.: SMB-0-7.5
ASSOC M/N: N/A
ASSOC M/N: N/A

ASSOC. DWG: LOC: M-228
P&ID: M-51

MANUFACTU: LIMITORQUE
ASSOC MANF: VELAN
ASSOC MANF: N/A

SERIAL NO: N/A
ASSOC S/N: N/A
ASSOC S/N: N/A

SERVICE: RHR FLOW FROM HX TO RADWASTE DISCHARGE LINE. MANUALLY OPENED TO FLUSH STAGNANT WATER IN DISCHARGE LINE WHEN RX PRESS BETWEEN 75 & 135 PSIG. NORMALLY CLOSED.

P.O. NO: P-102C

FUNCTION: AUTOMATICALLY CLOSES IF STAGNANT WATER TEMPERATURE IS TOO HIGH. ISOLATES UPON HIGH DRYWELL PRESSURE SIGNAL OR RV LEVEL 2 TRIP SIGNAL. NO ACTIVE SAFETY FUNCTION FOR LOCA, REQUIRED FOR ALL HELBS. READY TO COOL DOWN THE VESSEL. REQUIRED FOR LOCA AND ALL HELBS.

SUBMERGENCE: N/A

CHEMICAL SPRAY: N/A

PARAMETER	ENVIRONMENT		DOCUMENTATION REFERENCE		QUALIFICATION	OUTSTANDING ITEMS	INTERFACES: LUGS: EQRR 171 CABLE: EQRR 21 & 22
	SPECIFICATION	QUALIFICATION	SPECIFICATION	QUALIFICATION	METHOD		
OPERATING TIME	6 HRS.	30 DAYS	519	55,58	TEST		
TEMPERATURE (F)	275 (I)	340	85	55,58	TEST		MAINTENANCE REQUIREMENTS:
PRESSURE (PSIA)	16.2 (I)	119.7	85	55,58	TEST		REFERENCE 130, PARA 5.0 AND APPENDIX B
RELATIVE HUMIDITY (%)	100 (I)	100	85	55,58	TEST		
RADIATION	1.01 E6	2.04 E8	85	55,58	TEST		REMARKS:
AGING	40 YRS.	40 YRS.	N/A	55,58,614	TEST & ANAL		

DEFICIENCY RESOLUTION:

PREPARED BY: RDC DATE: 05/05/83 REVISION DATE: 05/20/83

FACILITY: LGS UNIT: 1 DOCKET: 50-352 EQRR: 98

REVIEWED BY: FMV DATE: 05/20/83

SYSTEM: RESIDUAL HEAT REMOVAL

ACCY: SPEC: N/A
DEMON: N/A
REF: N/A

LOCATION: ROOM 309

PLANT ID: HV-51-1F047A

RACK/PANEL: N/A

COMPONENT: MOTOR OPERATOR
ASSOC COMP: VALVE
ASSOC COMP: N/A

MODEL NO.: SMB-2-40
ASSOC M/N: N/A
ASSOC M/N: N/A

ASSOC. DWG: LOC: M-229
P&ID: M-51

MANUFACTU: LIMITORQUE
ASSOC MANF: ANCHOR - DARLING
ASSOC MANF: N/A

SERIAL NO: N/A
ASSOC S/N: N/A
ASSOC S/N: N/A

SERVICE: RHR PUMP DISCHARGE TO RHR HX. NORMALLY OPEN.

P.O. NO: P-102B

FUNCTION: KEYLOCKED OPEN FOR SUPPRESSION POOL COOLING MODE, CONTAINMENT SPRAY MODE, AND SHUTDOWN COOLING MODE. CLOSED MANUALLY TO ISOLATE FOR LPCI AND STEAM CONDENSING MODES. NOT REQUIRED FOR RHRLB.

SUBMERGENCE: N/A

CHEMICAL SPRAY: N/A

PARAMETER	ENVIRONMENT		DOCUMENTATION REFERENCE		QUALIFICATION	OUTSTANDING ITEMS	INTERFACES: LUGS: EQRR 171 CABLE: EQRR 21 & 22
	SPECIFICATION	QUALIFICATION	SPECIFICATION	QUALIFICATION	METHOD		
OPERATING TIME	6 HRS.	30 DAYS	517	55,58	TEST		
TEMPERATURE (F)	264 (C)	340	85	55,58	TEST		MAINTENANCE REQUIREMENTS:
PRESSURE (PSIA)	16.1 (C)	119.7	85	55,58	TEST		REFERENCE 130, PARA 5.0 AND APPENDIX B
RELATIVE HUMIDITY (%)	100 (C)	100	85	55,58	TEST		
RADIATION	1.32 E6	2.04 E8	85	55,58	TEST		REMARKS:
AGING	40 YRS.	40 YRS.	N/A	55,58,614	TEST & ANAL		

DEFICIENCY RESOLUTION:

PREPARED BY: RDC DATE: 05/05/83 REVISION DATE: 05/20/83

FACILITY: LGS UNIT: 1 DOCKET: 50-352 EQRR: 98

REVIEWED BY: FMV DATE: 05/20/83

SYSTEM: RESIDUAL HEAT REMOVAL

ACCY: SPEC: N/A
DEMON: N/A
REF: N/A

LOCATION: ROOM 309

PLANT ID: HV-51-1F047B

RACK/PANEL: N/A

COMPONENT: MOTOR OPERATOR
ASSOC COMP: VALVE
ASSOC COMP: N/A

MODEL NO.: SMB-2-40
ASSOC M/N: N/A
ASSOC M/N: N/A

ASSOC. DWG: LOC: P-102B
P&ID: M-51

MANUFACTU: LIMITORQUE
ASSOC MANF: ANCHOR - DARLING
ASSOC MANF: N/A

SERIAL NO: N/A
ASSOC S/N: N/A
ASSOC S/N: N/A

SERVICE: RHR PUMP DISCHARGE TO RHR HX. NORMALLY OPEN.

P.O. NO: P-102B

FUNCTION: KEYLOCKED OPEN FOR SUPPRESSION POOL COOLING MODE, CONTAINMENT SPRAY MODE, AND SHUTDOWN COOLING MODE. CLOSED MANUALLY TO ISOLATE FOR LPCI AND STEAM CONDENSING MODES. NOT REQUIRED FOR RHRLB.

SUBMERGENCE: N/A

CHEMICAL SPRAY: N/A

PARAMETER	ENVIRONMENT		DOCUMENTATION REFERENCE		QUALIFICATION	OUTSTANDING ITEMS	INTERFACES:
	SPECIFICATION	QUALIFICATION	SPECIFICATION	QUALIFICATION	METHOD		LUGS: EQRR 171 CABLE: EQRR 21 & 22
OPERATING TIME	6 HRS.	30 DAYS	517	55,58	TEST		
TEMPERATURE (F)	264 (C)	340	85	55,58	TEST		MAINTENANCE REQUIREMENTS:
PRESSURE (PSIA)	16.1 (C)	119.7	85	55,58	TEST		REFERENCE 130, PARA 5.0 AND APPENDIX B
RELATIVE HUMIDITY (%)	100 (C)	100	85	55,58	TEST		
RADIATION	1.32 E6	2.04 E8	85	55,58	TEST		REMARKS:
AGING	40 YRS.	40 YRS.	N/A	55,58,614	TEST & ANAL		

DEFICIENCY RESOLUTION:

PREPARED BY: RDC DATE: 05/05/83 REVISION DATE: 05/20/83

FACILITY: LGS UNIT: 1 DOCKET: 50-352 EQRR: 96

REVIEWED BY: FMV DATE: 05/20/83

SYSTEM: RESIDUAL HEAT REMOVAL

ACCY: SPEC: N/A
DEMON: N/A
REF: N/A

LOCATION: ROOM 203

PLANT ID: HV-51-1F049

RACK/PANEL: N/A

COMPONENT: MOTOR OPERATOR
ASSOC COMP: VALVE
ASSOC COMP: N/A

MODEL NO.: SMB-0-7.5
ASSOC M/N: N/A
ASSOC M/N: N/A

ASSOC. DWG: LOC: M-228
P&ID: M-51

MANUFACTU: LIMITORQUE
ASSOC MANF: VELAN
ASSOC MANF: N/A

SERIAL NO: N/A
ASSOC S/N: N/A
ASSOC S/N: N/A

SERVICE: RHR FLOW FROM HX TO RADWASTE DISCHARGE LINE. MANUALLY OPENED TO FLUSH STAGNANT WATER IN DISCHARGE LINE WHEN RX PRESS. BETWEEN 75 & 135 PSIG. NORMALLY CLOSED.

P.O. NO: P-102C

FUNCTION: ISOLATES UPON HIGH DRYWELL PRESSURE SIGNAL OR RV LEVEL 2 TRIP SIGNAL. NO ACTIVE SAFETY FUNCTION FOR LOCA. REQUIRED FOR ALL HELBS.

SUBMERGENCE: N/A

CHEMICAL SPRAY: N/A

PARAMETER	ENVIRONMENT		DOCUMENTATION REFERENCE		QUALIFICATION	OUTSTANDING ITEMS	INTERFACES:
	SPECIFICATION	QUALIFICATION	SPECIFICATION	QUALIFICATION	METHOD		LUGS: EQRR 171 CABLE: EQRR 21 & 22
OPERATING TIME	6 HRS.	30 DAYS	519	55,58	TEST		
TEMPERATURE (F)	275 (I)	340	85	55,58	TEST		MAINTENANCE REQUIREMENTS:
PRESSURE (PSIA)	16.2 (I)	119.7	85	55,58	TEST		REFERENCE 130, PARA 5.0 AND APPENDIX B
RELATIVE HUMIDITY (%)	100 (I)	100	85	55,58	TEST		
RADIATION	1.01 E6	2.04 E8	85	55,58	TEST		REMARKS:
AGING	40 YRS.	40 YRS.	N/A	55,58,614	TEST & ANAL		

DEFICIENCY RESOLUTION:

PREPARED BY: RDC DATE: 05/05/83 REVISION DATE: 05/20/83

FACI'ITY: LGS UNIT: 1 DOCKET: 50-352 EQRR: 111

REVIEWED BY: FMV DATE: 05/20/83

SYSTEM: RESIDUAL HEAT REMOVAL

PLANT ID: HV-51-1F052A

COMPONENT: MOTOR OPERATOR
ASSOC COMP: VALVE
ASSOC COMP: N/A

MANUFACTU: LIMITORQUE
ASSOC MANF: ANCHOR - DARLING
ASSOC MANF: N/A

ACCY: SPEC: N/A
DEMON: N/A
REF: N/A

MODEL NO.: SMB-3-80
ASSOC M/N: N/A
ASSOC M/N: N/A

SERIAL NO: N/A
ASSOC S/N: N/A
ASSOC S/N: N/A

LOCATION: ROOM 309

RACK/PANEL: N/A

ASSOC. DWG: LOC: M-229
P&ID: M-51

SERVICE: HPCI STEAM LINE TO RHR HEAT EXCHANGER FOR RHR STEAM CONDENSING MODE OPERATION. NORMALLY CLOSED.

P.O. NO: P-104C

FUNCTION: IF OPEN, ISOLATES UPON RV LEVEL 1 TRIP SIGNAL, OR HIGH DRYWELL PRESSURE. REQUIRED FOR LOCA AND ALL HELBS INCLUDING HPCILB IN ISOLATION VALVE COMPARTMENT.

SUBMERGENCE: N/A

CHEMICAL SPRAY: N/A

PARAMETER	ENVIRONMENT		DOCUMENTATION REFERENCE		QUALIFICATION	OUTSTANDING ITEMS	INTERFACES: LUGS: EQRR 171 CABLE: EQRR 21 & 22
	SPECIFICATION	QUALIFICATION	SPECIFICATION	QUALIFICATION	METHOD		
OPERATING TIME	1 HR.	30 DAYS	519	55,58	TEST		
TEMPERATURE (F)	264 (C)	340	85	55,58	TEST		MAINTENANCE REQUIREMENTS:
PRESSURE (PSIA)	16.1 (C)	119.7	85	55,58	TEST		REFERENCE 130, PARA 5.0 AND APPENDIX B
RELATIVE HUMIDITY (%)	100 (C)	100	85	55,58	TEST		
RADIATION	9.57 E5	2.04 E8	85	55,58	TEST		REMARKS:
AGING	40 YRS.	40 YRS.	N/A	55,58,614	TEST & ANAL		

DEFICIENCY RESOLUTION:

PREPARED BY: RDC DATE: 05/05/83 REVISION DATE: 05/20/83

FACILITY: LGS UNIT: 1 DOCKET: 50-352 EQRR: 111

REVIEWED BY: FMV DATE: 05/20/83

SYSTEM: RESIDUAL HEAT REMOVAL

ACCY: SPEC: N/A
DEMON: N/A
REF: N/A

LOCATION: ROOM 309

PLANT ID: HV-51-1F052B

RACK/PANEL: N/A

COMPONENT: MOTOR OPERATOR
ASSOC COMP: VALVE
ASSOC COMP: N/A

MODEL NO.: SMB-3-80
ASSOC M/N: N/A
ASSOC M/N: N/A

ASSOC. DWG: LOC: M-229
P&ID: M-51

MANUFACTU: LIMITORQUE
ASSOC MANF: ANCHOR - DARLING
ASSOC MANF: N/A

SERIAL NO: N/A
ASSOC S/N: N/A
ASSOC S/N: N/A

SERVICE: HPCI STEAM LINE TO RHR HEAT EXCHANGER FOR RHR STEAM CONDENSING MODE OPERATION. NORMALLY CLOSED.

P.O. NO: P-104C

FUNCTION: IF OPEN, ISOLATES UPON RV LEVEL 1 TRIP SIGNAL OR HIGH DRYWELL PRESSURE. REQUIRED FOR LOCA AND ALL HELBS INCLUDING HPCILB IN ISOLATION VALVE COMPARTMENT.

SUBMERGENCE: N/A

CHEMICAL SPRAY: N/A

PARAMETER	ENVIRONMENT		DOCUMENTATION REFERENCE		QUALIFICATION	OUTSTANDING ITEMS	INTERFACES: LUGS: EQRR 171 CABLE: EQRR 21 & 22
	SPECIFICATION	QUALIFICATION	SPECIFICATION	QUALIFICATION	METHOD		
OPERATING TIME	1 HR.	30 DAYS	519	55,58	TEST		
TEMPERATURE (F)	264 (C)	340	85	55,58	TEST		MAINTENANCE REQUIREMENTS:
PRESSURE (PSIA)	16.1 (C)	119.7	85	55,58	TEST		REFERENCE 130, PARA 5.0 AND APPENDIX B
RELATIVE HUMIDITY (%)	100 (C)	100	85	55,58	TEST		
RADIATION	9.57 E5	2.04 E8	9.57 E5	55,58	TEST		REMARKS:
AGING	40 YRS.	40 YRS.	N/A	55,58,614	TEST & ANAL		

DEFICIENCY RESOLUTION:

PREPARED BY: RDC DATE: 05/05/83 REVISION DATE: 05/20/83

FACILITY: LGS UNIT: 1 DOCKET: 50-352 EQRR: 110

REVIEWED BY: FMV DATE: 05/20/83

SYSTEM: RESIDUAL HEAT REMOVAL

ACCY: SPEC: N/A
DEMON: N/A
REF: N/A

LOCATION: ROOM 203

PLANT ID: HV-51-1F068A

RACK/PANEL: N/A

COMPONENT: MOTOR OPERATOR
ASSOC COMP: VALVE
ASSOC COMP: N/A

MODEL NO.: SMB-4-150
ASSOC M/N: N/A
ASSOC M/N: N/A

ASSOC. DWG: LOC: M-228
P&ID: M-51

MANUFACTU: LIMITORQUE
ASSOC MANF: ANCHOR - DARLING
ASSOC MANF: N/A

SERIAL NO: N/A
ASSOC S/N: N/A
ASSOC S/N: N/A

SERVICE: RHR SERVICE WATER DISCHARGE LINE FROM RHR HEAT EXCHANGER. NORMALLY CLOSED.

P.O. NO: P-102A

FUNCTION: ISOLATES UPON HIGH RADIATION LEVEL MONITORED AT HEAT EXCHANGER DISCHARGE. OPENED MANUALLY WHEN RHR PLACED IN SHUTDOWN COOLING MODE AND SUPPRESSION POOL COOLING MODE. NOT REQUIRED FOR RHRLB.

SUBMERGENCE: N/A

CHEMICAL SPRAY: N/A

PARAMETER	ENVIRONMENT		DOCUMENTATION REFERENCE		QUALIFICATION	OUTSTANDING ITEMS	INTERFACES:
	SPECIFICATION	QUALIFICATION	SPECIFICATION	QUALIFICATION	METHOD		LUGS: EQRR 171 CABLE: EQRR 21 & 22 PLUG CONNECTORS: EQRR 44
OPERATING TIME	180 DAYS	180 DAYS	501	55,58,612	TEST & ANAL		
TEMPERATURE (F)	115	340	85	55,58	TEST		MAINTENANCE REQUIREMENTS:
PRESSURE (PSIA)	14.7	119.7	85	55,58	TEST		REFERENCE 130, PARA 5.0 AND APPENDIX B
RELATIVE HUMIDITY (%)	90	100	85	55,58	TEST		
RADIATION	5.29 E6	2.04 E8	85	55,58	TEST		REMARKS: SPECIFIED ENVIRONMENTAL PARAMETERS ARE FOR LOCA.
AGING	40 YRS.	40 YRS.	N/A	55,58,614	TEST & ANAL		

DEFICIENCY RESOLUTION:

PREPARED BY: RDC DATE: 05/05/83 REVISION DATE: 05/20/83

FACILITY: LGS UNIT: 1 DOCKET: 50-352 EQRR: 110

REVIEWED BY: FMV DATE: 05/20/83

SYSTEM: RESIDUAL HEAT REMOVAL

ACCY: SPEC: N/A
DEMON: N/A
REF: N/A

LOCATION: ROOM 204

PLANT ID: HV-51-1F068C

RACK/PANEL: N/A

COMPONENT: MOTOR OPERATOR
ASSOC COMP: VALVE
ASSOC COMP: N/A

MODEL NO.: SMB-4-150
ASSOC M/N: N/A
ASSOC M/N: N/A

ASSOC. DWG: LOC: M-238
P&ID: M-51

MANUFACTU: LIMITORQUE
ASSOC MANF: ANCHOR - DARLING
ASSOC MANF: N/A

SERIAL NO: N/A
ASSOC S/N: N/A
ASSOC S/N: N/A

SERVICE: RHR SERVICE WATER DISCHARGE LINE FROM RHR HEAT EXCHANGER. NORMALLY CLOSED.

P.O. NO: P-102A

FUNCTION: ISOLATES UPON HIGH RADIATION LEVEL MONITORED AT HEAT EXCHANGER DISCHARGE. OPENED MANUALLY WHEN RHR PLACED IN SHUTDOWN COOLING MODE AND SUPPRESSION POOL COOLING MODE. NOT REQUIRED FOR RHRLB.

SUBMERGENCE: N/A

CHEMICAL SPRAY: N/A

PARAMETER	ENVIRONMENT		DOCUMENTATION REFERENCE		QUALIFICATION	OUTSTANDING ITEMS	INTERFACES:
	SPECIFICATION	QUALIFICATION	SPECIFICATION	QUALIFICATION	METHOD		LUGS: EQRR 171 CABLES: EQRR 21 & 22 PLUG CONNECTORS: EQRR 44
OPERATING TIME	180 DAYS	180 DAYS	501	55,58,612	TEST & ANAL		
TEMPERATURE (F)	115	340	85	55,58	TEST		MAINTENANCE REQUIREMENTS:
PRESSURE (PSIA)	14.7	119.7	85	55,58	TEST		REFERENCE 130, PARA 5.0 AND APPENDIX B
RELATIVE HUMIDITY (%)	90	100	85	55,58	TEST		
RADIATION	5.29 E6	2.04 E8	85	55,58	TEST		REMARKS: SPECIFIED ENVIRONMENTAL PARAMETERS ARE FOR LOCA.
AGING	40 YRS.	40 YRS.	N/A	55,58,614	TEST & ANAL		

DEFICIENCY RESOLUTION:

PREPARED BY: RDC DATE: 05/05/83 REVISION DATE: 05/20/83

FACILITY: LGS UNIT: 1 DOCKET: 50-352 EQRR: 98

REVIEWED BY: FMV DATE: 05/20/83

SYSTEM: RESIDUAL HEAT REMOVAL

ACCY: SPEC: N/A
DEMON: N/A
REF: N/A

LOCATION: ROOM 204

PLANT ID: HV-51-1F073

RACK/PANEL: N/A

COMPONENT: MOTOR OPERATOR
ASSOC COMP: VALVE
ASSOC COMP: N/A

MODEL NO.: SMB-0-40
ASSOC M/N: N/A
ASSOC M/N: N/A

ASSOC. DWG: LOC: M-238
P&ID: M-51

MANUFACTU: LIMITORQUE
ASSOC MANF: ANCHOR - DARLING
ASSOC MANF: N/A

SERIAL NO: N/A
ASSOC S/N: N/A
ASSOC S/N: N/A

SERVICE: CROSS TIE LINE BETWEEN RHR SERVICE WATER SYSTEM AND RHR PUMP DISCHARGE. NORMALLY KEY LOCKED CLOSED.

P.O. NO: P-102B

FUNCTION: ISOLATES RHR SERVICE WATER CONNECTION FROM RHR LOOP B. OPENED MANUALLY FROM THE CONTROL ROOM TO FLOOD CONTAINMENT OR REACTOR CORE IF NECESSARY AND NO OTHER SOURCE OF WATER IS AVAILABLE. NOT REQUIRED FOR RHRLB.

SUBMERGENCE: N/A

CHEMICAL SPRAY: N/A

PARAMETER	ENVIRONMENT		DOCUMENTATION REFERENCE		QUALIFICATION	OUTSTANDING ITEMS	INTERFACES: LUGS: EQRR 171 CABLE: EQRR 21 & 22
	SPECIFICATION	QUALIFICATION	SPECIFICATION	QUALIFICATION	METHOD		
OPERATING TIME	1 HR.	30 DAYS	522	55,58	TEST		
TEMPERATURE (F)	115	340	85	55,58	TEST		MAINTENANCE REQUIREMENTS:
PRESSURE (PSIA)	14.7	119.7	85	55,58	TEST		REFERENCE 130, PARA 5.0 AND APPENDIX B
RELATIVE HUMIDITY (%)	90	100	85	55,58	TEST		
RADIATION	6.27 E5	2.04 E8	85	55,58	TEST		REMARKS: SPECIFIED ENVIRONMENTAL PARAMETERS ARE FOR LOCA.
AGING	40 YRS.	40 YRS.	N/A	55,58,614	TEST & ANAL		

DEFICIENCY RESOLUTION:

PREPARED BY: RDC DATE: 06/27/83 REVISION DATE: 09/12/83

FACILITY: LGS UNIT: 1 DOCKET: 50-352 EQRR: 124

REVIEWED BY: FMV DATE: 09/12/83

SYSTEM: RESIDUAL HEAT REMOVAL

ACCY: SPEC: N/A
DEMON: N/A
REF: N/A

LOCATION: ROOM 103

PLANT ID: HV-51-1F074

RACK/PANEL: N/A

COMPONENT: PILOT SOLENOID VALVE
ASSOC COMP: AIR OPERATOR
ASSOC COMP: N/A

MODEL NO.: NP8320A185E
ASSOC M/N: N/A
ASSOC M/N: N/A

ASSOC. DWG: LOC: M-0237
P&ID: M-51

MANUFACTU: AUTOMATIC SWITCH COMPANY
ASSOC MANF: FISHER VALVES
ASSOC MANF: N/A

SERIAL NO:
ASSOC S/N: N/A
ASSOC S/N: N/A

SERVICE: RHR LOOP B SERVICE WATER CROSS TIE DRAIN LINE. NORMALLY ENERGIZED OPEN, FAILS CLOSED.

P.O. NO: F-59145

FUNCTION: CLOSES IF EITHER CROSS TIE ISOLATION VALVE IS OPENED. REQUIRED FOR LOCA AND ALL HELBS EXCEPT RHRLB.

SUBMERGENCE: N/A

CHEMICAL SPRAY: N/A

PARAMETER	ENVIRONMENT		DOCUMENTATION REFERENCE		QUALIFICATION	OUTSTANDING ITEMS	INTERFACES:
	SPECIFICATION	QUALIFICATION	SPECIFICATION	QUALIFICATION	METHOD		CABLE: EQRR 22
OPERATING TIME	1 HR.	>0 DAYS	78	119	TEST		
TEMPERATURE (F)	115	450	85	119	TEST		MAINTENANCE REQUIREMENTS: REFERENCE 119, APPENDIX C.
PRESSURE (PSIA)	14.7	60.7	85	119	TEST		
RELATIVE HUMIDITY (%)	90	100	85	119	TEST		
RADIATION	6.27 E5	2.05 E8	85	119	TEST		REMARKS: SPECIFIED ENVIRONMENTAL PARAMETERS ARE FOR LOCA.
AGING	40 YRS.	40 YRS.	N/A	119	TEST & ANAL.		

DEFICIENCY RESOLUTION:

PREPARED BY: RDC DATE: 05/05/83 REVISION DATE: 05/20/83

FACILITY: LGS UNIT: 1 DOCKET: 50-352 EQRR: 98

REVIEWED BY: FMV DATE: 05/20/83

SYSTEM: RESIDUAL HEAT REMOVAL

ACCY: SPEC: N/A
DEMON: N/A
REF: N/A

LOCATION: ROOM 103

PLANT ID: HV-51-1F075

RACK/PANEL: N/A

COMPONENT: MOTOR OPERATOR
ASSOC COMP: VALVE
ASSOC COMP: N/A

MODEL NO.: SMB-2-40
ASSOC M/N: N/A
ASSOC M/N: N/A

ASSOC. DWG: LOC: M-237
P&ID: M-51

MANUFACTU: LIMITORQUE
ASSOC MANF: ANCHOR - DARLING
ASSOC MANF: N/A

SERIAL NO: N/A
ASSOC S/N: N/A
ASSOC S/N: N/A

SERVICE: CROSS TIE LINE BETWEEN RHR SERVICE WATER SYSTEM AND RHR PUMP DISCHARGE. NORMALLY KEY LOCKED OPEN.

P.O. NO: P-102B

FUNCTION: ISOLATES RHR SERVICE WATER CONNECTION FROM RHR LOOP B. OPENED MANUALLY FROM THE CONTROL ROOM TO FLOOD CONTAINMENT OR REACTOR CORE IF NECESSARY AND NO OTHER SOURCE OF WATER IS AVAILABLE. NOT REQUIRED FOR RHRLB.

SUBMERGENCE: N/A

CHEMICAL SPRAY: N/A

PARAMETER	ENVIRONMENT		DOCUMENTATION REFERENCE		QUALIFICATION	OUTSTANDING ITEMS	INTERFACES:
	SPECIFICATION	QUALIFICATION	SPECIFICATION	QUALIFICATION	METHOD		LUGS: EQRR 171 CABLE: EQRR 21 & 22
OPERATING TIME	1 HR.	30 DAYS	522	55,58	TEST		
TEMPERATURE (F)	115	340	85	55,58	TEST		MAINTENANCE REQUIREMENTS:
PRESSURE (PSIA)	14.7	119.7	85	55,58	TEST		REFERENCE 130, PARA 5.0 AND APPENDIX B
RELATIVE HUMIDITY (%)	90	100	85	55,58	TEST		
RADIATION	6.27 E5	2.04 E8	85	55,58	TEST		REMARKS: SPECIFIED ENVIRONMENTAL PARAMETERS ARE FOR LOCA.
AGING	40 YRS.	40 YRS.	N/A	55,58,614	TEST & ANAL		

DEFICIENCY RESOLUTION:

PREPARED BY: RDC DATE: 06/27/83 REVISION DATE: 09/12/83

FACILITY: LGS UNIT: 1 DOCKET: 50-352 EQRR: 124

REVIEWED BY: FMV DATE: 09/12/83

SYSTEM: RESIDUAL HEAT REMOVAL

ACCY:SPEC: N/A
DEMON: N/A
REF: N/A

LOCATION: ROOM 203

PLANT ID: HV-51-1F079A

RACK/PANEL: N/A

COMPONENT: PILOT SOLENOID VALVE
ASSOC COMP: AIR OPERATOR
ASSOC COMP: N/A

MODEL NO.: NP8320A185E
ASSOC M/N: N/A
ASSOC M/N: N/A

ASSOC. DWG: LOC: M-0228
P&ID: M-51

MANUFACTU: AUTOMATIC SWITCH COMPANY
ASSOC MANF: FISHER VALVES
ASSOC MANF: N/A

SERIAL NO:
ASSOC S/N: N/A
ASSOC S/N: N/A

SERVICE: RHR LOOP A HEAT EXCHANGER SAMPLING LINE.
NORMALLY DE-ENERGIZED CLOSED, FAILS CLOSED.

P.O. NO: F-59145

FUNCTION: ISOLATES RHR HEAT EXCHANGER DISCHARGE LINE FROM SAMPLING STATION.
CAN BE OPENED FROM CONTROL ROOM FOR POST-LOCA SAMPLING.
REQUIRED FOR LOCA AND ALL HELBS EXCEPT RHRLB.

SUBMERGENCE: N/A

CHEMICAL SPRAY: N/A

PARAMETER	ENVIRONMENT		DOCUMENTATION REFERENCE		QUALIFICATION	OUTSTANDING ITEMS	INTERFACES:
	SPECIFICATION	QUALIFICATION	SPECIFICATION	QUALIFICATION	METHOD		CABLE: EQRR 22
OPERATING TIME	180 DAYS	180 DAYS	78	119	TEST & ANAL		
TEMPERATURE (F)	115	450	85	119	TEST		MAINTENANCE REQUIREMENTS: REFERENCE 119, APPENDIX C.
PRESSURE (PSIA)	14.7	60.7	85	119	TEST		
RELATIVE HUMIDITY (%)	90	100	85	119	TEST		
RADIATION	5.29 E6	2.05 E8	85	119	TEST		REMARKS: SPECIFIED ENVIRONMENTAL PARAMETERS ARE FOR LOCA.
AGING	40 YRS.	40 YRS.	N/A	119	TEST & ANAL.		

DEFICIENCY RESOLUTION:

PREPARED BY: RDC DATE: 06/27/83 REVISION DATE: 09/12/83

FACILITY: LGS UNIT: 1 DOCKET: 50-352 EQRR: 124

REVIEWED BY: FMV DATE: 09/12/83

SYSTEM: RESIDUAL HEAT REMOVAL

ACCY: SPEC: N/A
DEMON: N/A
REF: N/A

LOCATION: ROOM 204

PLANT ID: HV-51-1F079B

RACK/PANEL: N/A

COMPONENT: PILOT SOLENOID VALVE
ASSOC COMP: AIR OPERATOR
ASSOC COMP: N/A

MODEL NO.: NP8320A185E
ASSOC M/N: N/A
ASSOC M/N: N/A

ASSOC. DWG: LOC: M-0238
P&ID: M-51

MANUFACTU: AUTOMATIC SWITCH COMPANY
ASSOC MANF: FISHER VALVES
ASSOC MANF: N/A

SERIAL NO:
ASSOC S/N: N/A
ASSOC S/N: N/A

SERVICE: RHR LOOP B HEAT EXCHANGER SAMPLING LINE.
NORMALLY DE-ENERGIZED CLOSED, FAILS CLOSED.

P.O. NO: F-59145

FUNCTION: ISOLATES RHR HEAT EXCHANGER DISCHARGE LINE FROM SAMPLING STATION.
CAN BE OPENED FROM CONTROL ROOM FOR POST-LOCA SAMPLING.
REQUIRED FOR LOCA AND ALL HELBS EXCEPT RHRLB.

SUBMERGENCE: N/A

CHEMICAL SPRAY: N/A

PARAMETER	ENVIRONMENT		DOCUMENTATION REFERENCE		QUALIFICATION	OUTSTANDING ITEMS	INTERFACES:
	SPECIFICATION	QUALIFICATION	SPECIFICATION	QUALIFICATION	METHOD		CABLE: EQRR 22
OPERATING TIME	180 DAYS	180 DAYS	78	119	TEST & ANAL		
TEMPERATURE (F)	115	450	85	119	TEST		MAINTENANCE REQUIREMENTS: REFERENCE 119, APPENDIX C.
PRESSURE (PSIA)	14.7	60.7	85	119	TEST		
RELATIVE HUMIDITY (%)	90	100	85	119	TEST		
RADIATION	5.29 E6	2.05 E8	85	119	TEST		REMARKS: SPECIFIED ENVIRONMENTAL PARAMETERS ARE FOR LOCA.
AGING	40 YRS.	40 YRS.	N/A	119	TEST & ANAL.		

DEFICIENCY RESOLUTION:

PREPARED BY: PDC DATE: 06/27/83 REVISION DATE: 09/12/83

FACILITY: LGS UNIT: 1 DOCKET: 50-352 EQRR: 124

REVIEWED BY: FMV DATE: 09/12/83

SYSTEM: RESIDUAL HEAT REMOVAL

ACCY: SPEC: N/A
DEMON: N/A
REF: N/A

LOCATION: ROOM 203

PLANT ID: HV-51-1F080A

RACK/PANEL: N/A

COMPONENT: PILOT SOLENOID VALVE
ASSOC COMP: AIR OPERATOR
ASSOC COMP: N/A

MODEL NO.: NP8320A185E
ASSOC M/N: N/A
ASSOC M/N: N/A

ASSOC. DWG: LOC: M-0228
P&ID: M-51

MANUFACTU: AUTOMATIC SWITCH COMPANY
ASSOC MANF: FISHER VALVES
ASSOC MANF: N/A

SERIAL NO:
ASSOC S/N: N/A
ASSOC S/N: N/A

SERVICE: RHR LOOP A HEAT EXCHANGER SAMPLING LINE.
NORMALLY DE-ENERGIZED CLOSED, FAILS CLOSED.

P.O. NO: F-59145

FUNCTION: ISOLATES RHR HEAT EXCHANGER DISCHARGE LINE FROM SAMPLING STATION.
CAN BE OPENED FROM CONTROL ROOM FOR POST-LOCA SAMPLING.
REQUIRED FOR LOCA AND ALL HELBS EXCEPT RHRLB.

SUBMERGENCE: N/A

CHEMICAL SPRAY: N/A

PARAMETER	ENVIRONMENT		DOCUMENTATION REFERENCE		QUALIFICATION	OUTSTANDING ITEMS	INTERFACES:
	SPECIFICATION	QUALIFICATION	SPECIFICATION	QUALIFICATION	METHOD		CABLE: EQRR 22
OPERATING TIME	180 DAYS	180 DAYS	78	119	TEST & ANAL		
TEMPERATURE (F)	115	450	85	119	TEST		MAINTENANCE REQUIREMENTS: REFERENCE 119, APPENDIX C.
PRESSURE (PSIA)	14.7	60.7	85	119	TEST		
RELATIVE HUMIDITY (%)	90	100	85	119	TEST		
RADIATION	5.29 E6	2.05 E8	85	119	TEST		REMARKS: SPECIFIED ENVIRONMENTAL PARAMETERS ARE FOR LOCA.
AGING	40 YRS.	40 YRS.	N/A	119	TEST & ANAL.		

DEFICIENCY RESOLUTION:

PREPARED BY: RDC DATE: 06/27/83 REVISION DATE: 09/12/83

FACILITY: LGS UNIT: 1 DOCKET: 50-352 EQRR: 124

REVIEWED BY: FMV DATE: 09/12/83

SYSTEM: RESIDUAL HEAT REMOVAL

ACCY: SPEC: N/A
DEMON: N/A
REF: N/A

LOCATION: ROOM 204

PLANT ID: HV-51-1F080B

RACK/PANEL: N/A

COMPONENT: PILOT SOLENOID VALVE
ASSOC COMP: AIR OPERATOR
ASSOC COMP: N/A

MODEL NO.: NP8320A185E
ASSOC M/N: N/A
ASSOC M/N: N/A

ASSOC. DWG: LOC: M-0238
P&ID: M-51

MANUFACTU: AUTOMATIC SWITCH COMPANY
ASSOC MANF: FISHER VALVES
ASSOC MANF: N/A

SERIAL NO:
ASSOC S/N: N/A
ASSOC S/N: N/A

SERVICE: RHR LOOP B HEAT EXCHANGER SAMPLING LINE.
NORMALLY DE-ENERGIZED CLOSED, FAILS CLOSED.

P.O. NO: F-59145

FUNCTION: ISOLATES RHR HEAT EXCHANGER DISCHARGE LINE FROM SAMPLING STATION.
CAN BE OPENED FROM CONTROL ROOM FOR POST-LOCA SAMPLING.
REQUIRED FOR LOCA AND ALL HELBS EXCEPT RHRLB.

SUBMERGENCE: N/A

CHEMICAL SPRAY: N/A

PARAMETER	ENVIRONMENT		DOCUMENTATION REFERENCE		QUALIFICATION	OUTSTANDING ITEMS	INTERFACES:
	SPECIFICATION	QUALIFICATION	SPECIFICATION	QUALIFICATION	METHOD		CABLE: EQRR 22
OPERATING TIME	180 DAYS	180 DAYS	78	119	TEST & ANAL		
TEMPERATURE (F)	115	450	85	119	TEST		MAINTENANCE REQUIREMENTS: REFERENCE 119, APPENDIX C.
PRESSURE (PSIA)	14.7	60.7	85	119	TEST		
RELATIVE HUMIDITY (%)	90	100	85	119	TEST		
RADIATION	5.29 E6	2.05 E8	85	119	TEST		REMARKS: SPECIFIED ENVIRONMENTAL PARAMETERS ARE FOR LOCA.
AGING	40 YRS.	40 YRS.	N/A	119	TEST & ANAL.		

DEFICIENCY RESOLUTION:

PREPARED BY: PDC DATE: 05/05/83 REVISION DATE: 05/20/83

FACILITY: LGS UNIT: 1 DOCKET: 50-352 EQRR: 96

REVIEWED BY: FMV DATE: 05/20/83

SYSTEM: RESIDUAL HEAT REMOVAL

ACCY: SPEC: N/A
DEMON: N/A
REF: N/A

LOCATION: ROOM 203

PLANT ID: HV-51-105A

RACK/PANEL: N/A

COMPONENT: MOTOR OPERATOR
ASSOC COMP: VALVE (X-226A)
ASSOC COMP: N/A

MODEL NO.: SMB-0-7.5
ASSOC M/N: N/A
ASSOC M/N: N/A

ASSOC. DWG: LOC: M-228
P&ID: M-51

MANUFACTU: LIMITORQUE
ASSOC MANF: VELAN
ASSOC MANF: N/A

SERIAL NO: N/A
ASSOC S/N: N/A
ASSOC S/N: N/A

SERVICE: RHR PUMP MINIMUM FLOW VALVE IN BYPASS LINE FROM RHR PUMP DISCHARGE TO SUPPRESSION POOL. NORMALLY KEYLOCKED OPEN.

P.O. NO: P-102C

FUNCTION: ISOLATES RHR PUMP MINIMUM RECIRCULATION LINE FROM SUPPRESSION POOL WHEN CLOSED MANUALLY FROM THE CONTROL ROOM. NOT REQUIRED FOR RHRLB.

SUBMERGENCE: N/A

CHEMICAL SPRAY: N/A

PARAMETER	ENVIRONMENT		DOCUMENTATION REFERENCE		QUALIFICATION	OUTSTANDING ITEMS	INTERFACES:
	SPECIFICATION	QUALIFICATION	SPECIFICATION	QUALIFICATION	METHOD		LUGS: EQRR 171 CABLE: EQRR 21 & 22 PLUG CONNECTORS: EQRR 44
OPERATING TIME	180 DAYS	180 DAYS	52,517	55,58,612	TEST & ANAL		
TEMPERATURE (F)	115	340	85	55,58	TEST		MAINTENANCE REQUIREMENTS:
PRESSURE (PSIA)	14.7	119.7	85	55,58	TEST		REFERENCE 130, PARA 5.0 AND APPENDIX B
RELATIVE HUMIDITY (%)	90	100	85	55,58	TEST		
RADIATION	5.29 E6	2.04 E8	85	55,58	TEST		REMARKS: SPECIFIED ENVIRONMENTAL PARAMETERS ARE FOR LOCA.
AGING	40 YRS.	40 YRS.	N/A	55,58,614	TEST & ANAL		

DEFICIENCY RESOLUTION:

PREPARED BY: RDC DATE: 05/05/83 REVISION DATE: 05/20/83

FACILITY: LGS UNIT: 1 DOCKET: 50-352 EQRR: 96

REVIEWED BY: FMV DATE: 05/20/83

SYSTEM: RESIDUAL HEAT REMOVAL

ACCY: SPEC: N/A
DEMON: N/A
REF: N/A

LOCATION: ROOM 204

PLANT ID: HV-51-105B

RACK/PANEL: N/A

COMPONENT: MOTOR OPERATOR
ASSOC COMP: VALVE (X-226B)
ASSOC COMP: N/A

MODEL NO.: SMB-0-7.5
ASSOC M/N: N/A
ASSOC M/N: N/A

ASSOC. DWG: LOC: M-238
P&ID: M-51

MANUFACTU: LIMITORQUE
ASSOC MANF: VELAN
ASSOC MANF: N/A

SERIAL NO: N/A
ASSOC S/N: N/A
ASSOC S/N: N/A

SERVICE: RHR PUMP MINIMUM FLOW VALVE IN BYPASS LINE FROM RHR PUMP DISCHARGE TO SUPPRESSION POOL. NORMALLY KEYLOCKED OPEN.

P.O. NO: P-102C

FUNCTION: ISOLATES RHR PUMP MINIMUM RECIRCULATION LINE FROM SUPPRESSION POOL WHEN CLOSED MANUALLY FROM THE CONTROL ROOM. NOT REQUIRED FOR RHRLB.

SUBMERGENCE: N/A

CHEMICAL SPRAY: N/A

PARAMETER	ENVIRONMENT		DOCUMENTATION REFERENCE		QUALIFICATION	OUTSTANDING ITEMS	INTERFACES:
	SPECIFICATION	QUALIFICATION	SPECIFICATION	QUALIFICATION	METHOD		LUGS: EQRR 171 CABLE: EQRR 21 & 22 PLUG CONNECTORS: EQRR 44
OPERATING TIME	180 DAYS	180 DAYS	52,517	55,58,612	TEST & ANAL		
TEMPERATURE (F)	115	340	85	55,58	TEST		MAINTENANCE REQUIREMENTS:
PRESSURE (PSIA)	14.7	119.7	85	55,58	TEST		REFERENCE 130, PARA 5.0 AND APPENDIX B
RELATIVE HUMIDITY (%)	90	100	85	55,58	TEST		
RADIATION	5.29 E6	2.04 E8	85	55,58	TEST		REMARKS: SPECIFIED ENVIRONMENTAL PARAMETERS ARE FOR LOCA.
AGING	40 YRS.	40 YRS.	N/A	55,58,614	TEST & ANAL		

DEFICIENCY RESOLUTION:

PREPARED BY: RDC DATE: 05/05/83 REVISION DATE: 05/20/83

FACILITY: LGS UNIT: 1 DOCKET: 50-352 EQRR: 98

REVIEWED BY: FMV DATE: 05/20/83

SYSTEM: RESIDUAL HEAT REMOVAL

ACCY: SPEC: N/A DEMON: N/A REF: N/A

LOCATION: ROOM 304

PLANT ID: HV-51-125A

RACK/PANEL: N/A

COMPONENT: MOTOR OPERATOR

MODEL NO.: SMB-2-40

ASSOC COMP: VALVE (X-204A)

ASSOC M/N: N/A

ASSOC. DWG: LOC: M-220

ASSOC COMP: N/A

ASSOC M/N: N/A

P&ID: M-51

MANUFACTU: LIMITORQUE

SERIAL NO: N/A

ASSOC MANF: ANCHOR - DARLING

ASSOC S/N: N/A

ASSOC MANF: N/A

ASSOC S/N: N/A

SERVICE: RHR RECIRCULATION AND TEST LINE. NORMALLY KEYLOCKED OPEN.

P.O. NO: P-103A

FUNCTION: ISOLATES RHR PUMP MINIMUM RECIRCULATION LINE FROM SUPPRESSION POOL WHEN MANUALLY CLOSED FROM THE CONTROL ROOM. ALSO SUPPLIES COOLING WATER FROM RHR HEAT EXCHANGER TO COOL SUPPRESSION POOL AFTER THE BLOWDOWN. NOT REQUIRED FOR RHRLB.

SUBMERGENCE: N/A

CHEMICAL SPRAY: N/A

PARAMETER	ENVIRONMENT		DOCUMENTATION REFERENCE		QUALIFICATION	OUTSTANDING ITEMS	INTERFACES: LUGS: EQRR 171 CABLE: EQRR 21 & 22
	SPECIFICATION	QUALIFICATION	SPECIFICATION	QUALIFICATION	METHOD		
OPERATING TIME	180 DAYS	180 DAYS	52,504,517	55,58,612	TEST & ANAL		
TEMPERATURE (F)	120	340	85	55,58	TEST		MAINTENANCE REQUIREMENTS:
PRESSURE (PSIA)	14.7	119.7	85	55,58	TEST		REFERENCE 130, PARA 5.0 AND APPENDIX B
RELATIVE HUMIDITY (%)	90	100	85	55,58	TEST		
RADIATION	4.15 E6	2.04 E8	85	55,58	TEST		REMARKS:
AGING	40 YRS.	40 YRS.	N/A	55,58,614	TEST & ANAL		

DEFICIENCY RESOLUTION:

PREPARED BY: RDC DATE: 05/05/83 REVISION DATE: 05/20/83

FACILITY: LGS UNIT: 1 DOCKET: 50-352 EQRR: 98

REVIEWED BY: FMV DATE: 05/20/83

SYSTEM: RESIDUAL HEAT REMOVAL

ACCY: SPEC: N/A
DEMON: N/A
REF: N/A

LOCATION: ROOM 304

PLANT ID: HV-51-125B

RACK/PANEL: N/A

COMPONENT: MOTOR OPERATOR
ASSOC COMP: VALVE (X-204B)
ASSOC COMP: N/A

MODEL NO.: SMB-2-40
ASSOC M/N: N/A
ASSOC M/N: N/A

ASSOC. DWG: LOC: M-208
P&ID: M-51

MANUFACTU: LIMITORQUE
ASSOC MANF: ANCHOR - DARLING
ASSOC MANF: N/A

SERIAL NO: N/A
ASSOC S/N: N/A
ASSOC S/N: N/A

SERVICE: RHR RECIRCULATION AND TEST LINE. NORMALLY KEYLOCKED OPEN.

P.O. NO: P-103A

FUNCTION: ISOLATES RHR PUMP MINIMUM RECIRCULATION LINE FROM SUPPRESSION POOL WHEN MANUALLY CLOSED FROM THE CONTROL ROOM. ALSO SUPPLIES COOLING WATER FROM RHR HEAT EXCHANGER TO COOL SUPRESSION POOL AFTER BLOWDOWN. NOT REQUIRED FOR RHRLB.

SUBMERGENCE: N/A

CHEMICAL SPRAY: N/A

PARAMETER	ENVIRONMENT		DOCUMENTATION REFERENCE		QUALIFICATION	OUTSTANDING ITEMS	INTERFACES:
	SPECIFICATION	QUALIFICATION	SPECIFICATION	QUALIFICATION	METHOD		LUGS: EQRR 171 CABLE: EQRR 21 & 22
OPERATING TIME	180 DAYS	180 DAYS	52,504,517	55,58,612	TEST & ANAL		
TEMPERATURE (F)	120	340	85	55,58	TEST		MAINTENANCE REQUIREMENTS:
PRESSURE (PSIA)	14.7	119.7	85	55,58	TEST		REFERENCE 130, PARA 5.0 AND APPENDIX B
RELATIVE HUMIDITY (%)	90	100	85	55,58	TEST		
RADIATION	4.15 E6	2.04 E8	85	55,58	TEST		REMARKS:
AGING	40 YRS.	40 YRS.	N/A	55,58,614	TEST & ANAL		

DEFICIENCY RESOLUTION:

PREPARED BY: RDC DATE: 05/05/83 REVISION DATE: 09/28/83

FACILITY: LGS UNIT: 1 DOCKET: 50-352 EQRR: 90

REVIEWED BY: FMV DATE: 09/28/83

SYSTEM: RESIDUAL HEAT REMOVAL

ACCY: SPEC: N/A
DEMON: N/A
REF: N/A

LOCATION: ROOM 288

PLANT ID: HV-51-130

RACK/PANEL: N/A

COMPONENT: MOTOR OPERATOR

MODEL NO.: SMB-000-2

ASSOC COMP: VALVE (X-225)

ASSOC M/N: N/A

ASSOC. DWG: LOC: M-228

ASSOC COMP: N/A

ASSOC M/N: N/A

P&ID: M-51

MANUFACTU: LIMITORQUE

SERIAL NO: N/A

ASSOC MANF: ANCHOR - DARLING

ASSOC S/N: N/A

ASSOC MANF: N/A

ASSOC S/N: N/A

SERVICE: RHR PUMP DISCHARGE LINES VACUUM RELIEF. NORMALLY OPEN.

P.O. NO: P-102A

FUNCTION: ISOLATES UPON RV LOW WATER LEVEL, HIGH DRYWELL PRESSURE SIGNALS. REQUIRED FOR LOCA AND ALL HELBS EXCEPT HPCILB.

SUBMERGENCE: N/A

CHEMICAL SPRAY: N/A

PARAMETER	ENVIRONMENT		DOCUMENTATION REFERENCE		QUALIFICATION	OUTSTANDING ITEMS	INTERFACES:
	SPECIFICATION	QUALIFICATION	SPECIFICATION	QUALIFICATION	METHOD		LUGS: EQRR 171 CABLE: EQRR 21 & 22
OPERATING TIME	1 HR.	16 DAYS	52	56,104	TEST		
TEMPERATURE (F)	115	250	85	56,104	TEST		MAINTENANCE REQUIREMENTS:
PRESSURE (PSIA)	14.7	39.7	85	56,104	TEST		REFERENCE 128, PARA 4.1 7.0, AND APPENDIX A.
RELATIVE HUMIDITY (%)	90	100	85	56,104	TEST		
RADIATION	1.62 E6	2.00 E7	85	56,104	TEST		REMARKS:
AGING	40 YRS.	40 YRS.	N/A	56,104,616	TEST & ANAL		

DEFICIENCY RESOLUTION:

PREPARED BY: PDC DATE: 05/05/83 REVISION DATE: 09/28/83

FACILITY: LGS UNIT: 1 DOCKET: 50-352 EQRR: 90

REVIEWED BY: FMV DATE: 09/28/83

SYSTEM: RESIDUAL HEAT REMOVAL

ACCY: SPEC: N/A
DEMON: N/A
REF: N/A

LOCATION: ROOM 309

PLANT ID: HV-51-131

RACK/PANEL: N/A

COMPONENT: MOTOR OPERATOR
ASSOC COMP: VALVE (X-225)
ASSOC COMP: N/A

MODEL NO.: SMB-000-2
ASSOC M/N: N/A
ASSOC M/N: N/A

ASSOC. DWG: LOC: M-229
P&ID: M-51

MANUFACTU: LIMITORQUE
ASSOC MANF: ANCHOR - DARLING
ASSOC MANF: N/A

SERIAL NO: N/A
ASSOC S/N: N/A
ASSOC S/N: N/A

SERVICE: RHR PUMP DISCHARGE LINES VACUUM RELIEF. NORMALLY OPEN.

P.O. NO: P-102A

FUNCTION: ISOLATES UPON RV LOW WATER LEVEL, HIGH DRYWELL PRESSURE SIGNALS. REQUIRED FOR LOCA AND ALL HELBS EXCEPT HPC1LB.

SUBMERGENCE: N/A

CHEMICAL SPRAY: N/A

PARAMETER	ENVIRONMENT		DOCUMENTATION REFERENCE		QUALIFICATION	OUTSTANDING ITEMS	INTERFACES: LUGS: EQRR 171 CABLE: EQRR 21 & 22
	SPECIFICATION	QUALIFICATION	SPECIFICATION	QUALIFICATION	METHOD		
OPERATING TIME	1 HR.	16 DAYS	52	56,104	TEST		
TEMPERATURE (F)	115	250	85	56,104	TEST & ANAL		MAINTENANCE REQUIREMENTS:
PRESSURE (PSIA)	14.7	39.7	85	55,56	TEST		REFERENCE 128, PARA 4.1 7.0, AND APPENDIX A.
RELATIVE HUMIDITY (%)	90	100	85	56,104	TEST		
RADIATION	9.57 E5	2.00 E7	85	56,104	TEST		REMARKS:
AGING	40 YRS.	40 YRS.	N/A	56,104,616	TEST & ANAL		

DEFICIENCY RESOLUTION:

PREPARED BY: RDC DATE: 06/27/83 REVISION DATE: 09/12/83

FACILITY: LGS UNIT: 1 DOCKET: 50-352 EQRR: 124

REVIEWED BY: FMV DATE: 09/12/83

SYSTEM: RESIDUAL HEAT REMOVAL

ACCY: SPEC: N/A
DEMON: N/A
REF: N/A

LOCATION: PRI CONT/ZONE 2

PLANT ID: HV-51-142A

RACK/PANEL: N/A

COMPONENT: PILOT SOLENOID VALVE
ASSOC COMP: AIR OPERATOR
ASSOC COMP: N/A

MODEL NO.: NP8320A165E
ASSOC M/N: N/A
ASSOC M/N: N/A

ASSOC. DWG: LOC: M-0235
P&ID: M-51

MANUFACTU: AUTOMATIC SWITCH COMPANY
ASSOC MANF: FISHER VALVES
ASSOC MANF: N/A

SERIAL NO:
ASSOC S/N: N/A
ASSOC S/N: N/A

SERVICE: LPCI CHECK VALVE EQUALIZATION LINE ISOLATION VALVE.
NORMALLY DE-ENERGIZED CLOSED, FAILS CLOSED.

P.O. NO: F-59145

FUNCTION: IF OPEN, VALVE IS MANUALLY CLOSED FROM CONTROL ROOM.
REQUIRED FOR LOCA AND ALL HELBS EXCEPT RHRLB.

SUBMERGENCE: N/A

CHEMICAL SPRAY: YES

PARAMETER	ENVIRONMENT		DOCUMENTATION REFERENCE		QUALIFICATION	OUTSTANDING ITEMS	INTERFACES:
	SPECIFICATION	QUALIFICATION	SPECIFICATION	QUALIFICATION	METHOD		SEAL: EQRR 202 CABLE: EQRR 22
OPERATING TIME	1 HR.	30 DAYS	78	119	TEST		
TEMPERATURE (F)	340	450	85	119	TEST		MAINTENANCE REQUIREMENTS: REFERENCE 119, APPENDIX C.
PRESSURE (PSIA)	58.7	60.7	85	119	TEST		
RELATIVE HUMIDITY (%)	100	100	85	119	TEST		
RADIATION	2.27 E7	2.05 E8	85	119	TEST		REMARKS:
AGING	40 YRS.	40 YRS.	N/A	119	TEST & ANAL.		

DEFICIENCY RESOLUTION:

PRINTED 04/24/84

PREPARED BY: RDC DATE: 06/27/83 REVISION DATE: 09/12/83

FACILITY: LGS UNIT: 1 DOCKET: 50-352 EQRR: 124 REVIEWED BY: FMV DATE: 09/12/83

SYSTEM: RESIDUAL HEAT REMOVAL

PLANT ID: HV-51-142B

COMPONENT: PILOT SOLENOID VALVE
ASSOC COMP: AIR OPERATOR
ASSOC COMP: N/A

MANUFACTU: AUTOMATIC SWITCH COMPANY
ASSOC MANF: FISHER VALVES
ASSOC MANF: N/A

SERVICE: LPCI CHECK VALVE EQUALIZATION LINE ISOLATION VALVE. NORMALLY DE-ENERGIZED CLOSED, FAILS CLOSED.

FUNCTION: IF OPEN, VALVE IS MANUALLY CLOSED FROM CONTROL ROOM. REQUIRED FOR LOCA AND ALL HELBS EXCEPT RHRLB.

ACCY: SPEC: N/A
DEMON: N/A
REF: N/A

MODEL NO.: NP8320A185E
ASSOC M/N: N/A
ASSOC M/N: N/A

SERIAL NO:
ASSOC S/N: N/A
ASSOC S/N: N/A

LOCATION: PRI CONT/ZONE 2

RACK/PANEL: N/A

ASSOC. DWG: LOC: M-0235
P&ID: M-51

P.O. NO: F-59145

SUBMERGENCE: N/A

CHEMICAL SPRAY: YES

PARAMETER	ENVIRONMENT		DOCUMENTATION REFERENCE		QUALIFICATION METHOD
	SPECIFICATION	QUALIFICATION	SPECIFICATION	QUALIFICATION	
OPERATING TIME	1 HR.	30 DAYS	78	119	TEST
TEMPERATURE (F)	340	450	85	119	TEST
PRESSURE (PSIA)	58.7	60.7	85	119	TEST
RELATIVE HUMIDITY (%)	100	100	85	119	TEST
RADIATION	2.27 E7	2.05 E8	85	119	TEST
AGING	40 YRS.	40 YRS.	N/A	119	TEST & ANAL.

OUTSTANDING ITEMS

INTERFACES:
SEAL: EQRR 202
CABLE: EQRR 22

MAINTENANCE REQUIREMENTS:
REFERENCE 119, APPENDIX C.

REMARKS:

DEFICIENCY RESOLUTION:

PREPARED BY: RDC DATE: 06/27/83 REVISION DATE: 09/12/83

FACILITY: LGS UNIT: 1 DOCKET: 50-352 EQRR: 124

REVIEWED BY: FMV DATE: 09/12/83

SYSTEM: RESIDUAL HEAT REMOVAL
ACCY:SPEC: N/A
DEMON: N/A
REF: N/A
LOCATION: PRI CONT/ZONE 2

PLANT ID: HV-51-142C
RACK/PANEL: N/A

COMPONENT: PILOT SOLENOID VALVE
MODEL NO.: NP8320A185E

ASSOC COMP: AIR OPERATOR
ASSOC M/N: N/A
ASSOC. DWG: LOC: M-0235
P&ID: M-51

ASSOC COMP: N/A
ASSOC M/N: N/A

MANUFACTU: AUTOMATIC SWITCH COMPANY
SERIAL NO:

ASSOC MANF: FISHER VALVES
ASSOC S/N: N/A

ASSOC MANF: N/A
ASSOC S/N: N/A

SERVICE: LPCI CHECK VALVE EQUALIZATION LINE ISOLATION VALVE.
NORMALLY DE-ENERGIZED CLOSED, FAILS CLOSED.
P.O. NO: F-59145

FUNCTION: IF OPEN, VALVE IS MANUALLY CLOSED FROM CONTROL ROOM.
REQUIRED FOR LOCA AND ALL HELBS EXCEPT RHRLB.
SUBMERGENCE: N/A

CHEMICAL SPRAY: YES

PARAMETER	ENVIRONMENT		DOCUMENTATION REFERENCE		QUALIFICATION	OUTSTANDING ITEMS	INTERFACES:
	SPECIFICATION	QUALIFICATION	SPECIFICATION	QUALIFICATION	METHOD		SEAL: EQRR 202 CABLE: EQRR 22
OPERATING TIME	1 HR.	30 DAYS	78	119	TEST		
TEMPERATURE (F)	340	450	85	119	TEST		MAINTENANCE REQUIREMENTS: REFERENCE 119, APPENDIX C.
PRESSURE (PSIA)	58.7	60.7	85	119	TEST		
RELATIVE HUMIDITY (%)	100	100	85	119	TEST		
RADIATION	2.27 E7	2.05 E8	85	119	TEST		REMARKS:
AGING	40 YRS.	40 YRS.	N/A	119	TEST & ANAL.		

DEFICIENCY RESOLUTION:

PREPARED BY: RDC DATE: 06/27/83 REVISION DATE: 09/12/83

FACILITY: LGS UNIT: 1 DOCKET: 50-352 EQRR: 124

REVIEWED BY: FMV DATE: 09/12/83

SYSTEM: RESIDUAL HEAT REMOVAL

ACCY: SPEC: N/A
DEMON: N/A
REF: N/A

LOCATION: PRI CONT/ZONE 2

PLANT ID: HV-51-142D

RACK/PANEL: N/A

COMPONENT: PILOT SOLENOID VALVE
ASSOC COMP: AIR OPERATOR
ASSOC COMP: N/A

MODEL NO.: NP8320A185E
ASSOC M/N: N/A
ASSOC M/N: N/A

ASSOC. DWG: LOC: M-0235
P&ID: M-51

MANUFACTU: AUTOMATIC SWITCH COMPANY
ASSOC MANF: FISHER VALVES
ASSOC MANF: N/A

SERIAL NO:
ASSOC S/N: N/A
ASSOC S/N: N/A

SERVICE: LPCI CHECK VALVE EQUALIZATION LINE ISOLATION VALVE.
NORMALLY DE-ENERGIZED CLOSED, FAILS CLOSED.

P.O. NO: F-59145

FUNCTION: IF OPEN, VALVE IS MANUALLY CLOSED FROM CONTROL ROOM.
REQUIRED FOR LOCA AND ALL HELBS EXCEPT RHRLB.

SUBMERGENCE: N/A

CHEMICAL SPRAY: YES

PARAMETER	ENVIRONMENT		DOCUMENTATION REFERENCE		QUALIFICATION	OUTSTANDING ITEMS	INTERFACES:
	SPECIFICATION	QUALIFICATION	SPECIFICATION	QUALIFICATION	METHOD		SEAL: EQRR 202 CABLE: EQRR 22
OPERATING TIME	1 HR.	30 DAYS	78	119	TEST		
TEMPERATURE (F)	340	450	85	119	TEST		MAINTENANCE REQUIREMENTS: REFERENCE 119, APPENDIX C.
PRESSURE (PSIA)	58.7	60.7	85	119	TEST		
RELATIVE HUMIDITY (%)	100	100	85	119	TEST		
RADIATION	2.27 E7	2.05 E8	85	119	TEST		REMARKS:
AGING	40 YRS.	40 YRS.	N/A	119	TEST & ANAL.		

DEFICIENCY RESOLUTION:

FACILITY: LGS UNIT: 1 DOCKET: 50-352 EQRR: 124

PREPARED BY: RDC DATE: 06/27/83 REVISION DATE: 09/12/83

REVIEWED BY: FMV DATE: 09/12/83

SYSTEM: RESIDUAL HEAT REMOVAL

ACCY: SPEC: N/A
DEMON: N/A
REF: N/A

LOCATION: PRI CONT/ZONE 4

PLANT ID: HV-51-151A

RACK/PANEL: N/A

COMPONENT: PILOT SOLENOID VALVE
ASSOC COMP: AIR OPERATOR
ASSOC COMP: N/A

MODEL NO.: NP8320A185E
ASSOC M/N: N/A
ASSOC M/N: N/A

ASSOC. DWG: LOC:
P&ID:

MANUFACTU: AUTOMATIC SWITCH COMPANY
ASSOC MANF: FISHER VALVES
ASSOC MANF: N/A

SERIAL NO:
ASSOC S/N: N/A
ASSOC S/N: N/A

SERVICE: RHR SHUTDOWN COOLING INJECTION CHECK VALVE EQUALIZATION LINE ISOLATION VALVE. NORMALLY DE-ENERGIZED CLOSED, FAILS CLOSED.

P.O. NO: F-59145

FUNCTION: IF OPEN, CLOSES AUTOMATICALLY UPON RECEIPT OF RHR INITIATION SIGNAL. REQUIRED FOR LOCA AND ALL HELBS EXCEPT RHRLB.

SUBMERGENCE: N/A

CHEMICAL SPRAY: YES

PARAMETER	ENVIRONMENT		DOCUMENTATION REFERENCE		QUALIFICATION	OUTSTANDING ITEMS	INTERFACES: SEAL: EQRR 202 CABLE: EQRR 22
	SPECIFICATION	QUALIFICATION	SPECIFICATION	QUALIFICATION	METHOD		
OPERATING TIME	1 HR.	30 DAYS	78	119	TEST		
TEMPERATURE (F)	340	450	85	119	TEST		MAINTENANCE REQUIREMENTS: REFERENCE 119, APPENDIX C.
PRESSURE (PSIA)	58.7	60.7	85	119	TEST		
RELATIVE HUMIDITY (%)	100	100	85	119	TEST		
RADIATION	2.27 E7	2.05 E8	85	119	TEST		REMARKS:
AGING	40 YRS.	40 YRS.	N/A	119	TEST & ANAL.		

DEFICIENCY RESOLUTION:

PREPARED BY: RDC DATE: 06/27/83 REVISION DATE: 09/12/83

FACILITY: LGS UNIT: 1 DOCKET: 50-352 EQRR: 124

REVIEWED BY: FMV DATE: 09/12/83

SYSTEM: RESIDUAL HEAT REMOVAL

ACCY: SPEC: N/A
DEMON: N/A
REF: N/A

LOCATION: PRI CONT/ZONE 4

PLANT ID: HV-51-151B

RACK/PANEL: N/A

COMPONENT: PILOT SOLENOID VALVE
ASSOC COMP: AIR OPERATOR
ASSOC COMP: N/A

MODEL NO.: NP8320A185E
ASSOC M/N: N/A
ASSOC M/N: N/A

ASSOC. DWG: LOC:
P&ID:

MANUFACTU: AUTOMATIC SWITCH COMPANY
ASSOC MANF: FISHER VALVES
ASSOC MANF: N/A

SERIAL NO:
ASSOC S/N: N/A
ASSOC S/N: N/A

SERVICE: RHR SHUTDOWN COOLING INJECTION CHECK VALVE EQUALIZATION LINE ISOLATION VALVE.
NORMALLY DE-ENERGIZED CLOSED, FAILS CLOSED.

P.O. NO: F-59145

FUNCTION: IF OPEN, CLOSES AUTOMATICALLY UPON RECEIPT OF RHR INITIATION SIGNAL.
REQUIRED FOR LOCA AND ALL HELBS EXCEPT RHRLB.

SUBMERGENCE: N/A

CHEMICAL SPRAY: YES

PARAMETER	ENVIRONMENT		DOCUMENTATION REFERENCE		QUALIFICATION	OUTSTANDING ITEMS	INTERFACES:
	SPECIFICATION	QUALIFICATION	SPECIFICATION	QUALIFICATION	METHOD		SEAL: EQRR 202 CABLE: EQRR 22
OPERATING TIME	1 HR.	30 DAYS	78	119	TEST		
TEMPERATURE (F)	340	450	85	119	TEST		MAINTENANCE REQUIREMENTS: REFERENCE 119, APPENDIX C.
PRESSURE (PSIA)	58.7	60.7	85	119	TEST		
RELATIVE HUMIDITY (%)	100	100	85	119	TEST		
RADIATION	2.27 E7	2.05 E8	85	119	TEST		REMARKS:
AGING	40 YRS.	40 YRS.	N/A	119	TEST & ANAL.		

DEFICIENCY RESOLUTION:

PREPARED BY: RDC DATE: 05/05/83 REVISION DATE: 05/20/83

FACILITY: LGS UNIT: 1 DOCKET: 50-352 EQRR: 123

REVIEWED BY: FMV DATE: 05/20/83

SYSTEM: RESIDUAL HEAT REMOVAL

ACCY: SPEC: N/A
DEMON: N/A
REF: N/A

LOCATION: ROOM 309

PLANT ID: HV-51-153A

RACK/PANEL: N/A

COMPONENT: MOTOR OPERATOR
ASSOC COMP: VALVE
ASSOC COMP: N/A

MODEL NO.: SMB-000-5
ASSOC M/N: N/A
ASSOC M/N: N/A

ASSOC. DWG: LOC: M-229
P&ID: M-51

MANUFACTU: LIMITORQUE
ASSOC MANF: ROCKWELL
ASSOC MANF: N/A

SERIAL NO: N/A
ASSOC S/N: N/A
ASSOC S/N: N/A

SERVICE: STEAM CONDENSING MODE OF RHR BYPASS LINE ISOLATION VALVE. OPENED TO PERMIT WARM-UP STEAM TO ENTER RHR STEAM CONDENSING LINE TO THE RHR HEAT EXCHANGER AFTER PLANT SHUTDOWN. NORMALLY CLOSED.

P.O. NO: P-114A

FUNCTION: ISOLATES, IF OPEN. REQUIRED FOR RHR SYSTEM OPERATION, POST-LOCA.

SUBMERGENCE: N/A

CHEMICAL SPRAY: N/A

PARAMETER	ENVIRONMENT		DOCUMENTATION REFERENCE		QUALIFICATION	OUTSTANDING ITEMS	INTERFACES:
	SPECIFICATION	QUALIFICATION	SPECIFICATION	QUALIFICATION	METHOD		LUGS: EQRR 171 CABLE: EQRR 21 & 22
OPERATING TIME	1 HR.	30 DAYS	519	55,58	TEST		
TEMPERATURE (F)	264 (C)	340	85	55,58	TEST		MAINTENANCE REQUIREMENTS:
PRESSURE (PSIA)	16.1 (C)	119.7	85	55,58	TEST		REFERENCE 130, PARA 5.0 AND APPENDIX B
RELATIVE HUMIDITY (%)	100 (C)	100	85	55,58	TEST		
RADIATION	9.57 E5	2.04 E8	85	55,58	TEST		REMARKS:
AGING	40 YRS.	40 YRS.	N/A	55,58,614	TEST & ANAL		

DEFICIENCY RESOLUTION:

PREPARED BY: RDC DATE: 05/05/83 REVISION DATE: 05/20/83

FACILITY: LGS UNIT: 1 DOCKET: 50-352 EQRR: 123

REVIEWED BY: FMV DATE: 05/20/83

SYSTEM: RESIDUAL HEAT REMOVAL

PLANT ID: HV-51-153B

COMPONENT: MOTOR OPERATOR

ASSOC COMP: VALVE

ASSOC COMP: N/A

MANUFACTU: LIMITORQUE

ASSOC MANF: ROCKWELL

ASSOC MANF: N/A

ACCY: SPEC: N/A
DEMON: N/A
REF: N/A

MODEL NO.: SMB-000-5

ASSOC M/N: N/A

ASSOC M/N: N/A

SERIAL NO: N/A

ASSOC S/N: N/A

ASSOC S/N: N/A

LOCATION: ROOM 309

RACK/PANEL: N/A

ASSOC. DWG: LOC: M-229
P&ID: M-51

SERVICE: STEAM CONDENSING MODE OF RHR BYPASS LINE ISOLATION VALVE. OPENED TO PERMIT WARM-UP STEAM TO ENTER RHR STEAM CONDENSING LINE TO THE RHR HEAT EXCHANGER AFTER PLANT SHUT DOWN. NORMALLY CLOSED.

P.O. NO: P-114A

FUNCTION: ISOLATES, IF OPEN. REQUIRED FOR RHR SYSTEM OPERATION, POST-LOCA.

SUBMERGENCE: N/A

CHEMICAL SPRAY: N/A

PARAMETER	ENVIRONMENT		DOCUMENTATION REFERENCE		QUALIFICATION	OUTSTANDING ITEMS	INTERFACES:
	SPECIFICATION	QUALIFICATION	SPECIFICATION	QUALIFICATION	METHOD		LUGS: EQRR 171 CABLE: EQRR 21 & 22
OPERATING TIME	1 HR.	30 DAYS	519	55,58	TEST		
TEMPERATURE (F)	264 (C)	340	85	55,58	TEST		MAINTENANCE REQUIREMENTS:
PRESSURE (PSIA)	16.1 (C)	119.7	85	55,58	TEST		REFERENCE 130, PARA 5.0 AND APPENDIX B
RELATIVE HUMIDITY (%)	100 (C)	100	85	55,58	TEST		
RADIATION	9.57 E5	2.04 E8	85	55,58	TEST		REMARKS:
AGING	40 YRS.	40 YRS.	N/A	55,58,614	TEST & ANAL		

DEFICIENCY RESOLUTION:

PREPARED BY: RDC DATE: 06/27/83 REVISION DATE: 09/12/83

FACILITY: LGS UNIT: 1 DOCKET: 50-352 EQRR: 124

REVIEWED BY: FMV DATE: 09/12/83

SYSTEM: RESIDUAL HEAT REMOVAL

ACCY: SPEC: N/A
DEMON: N/A
REF: N/A

LOCATION: ROOM 203

PLANT ID: HV-51-156A

RACK/PANEL: N/A

COMPONENT: PILOT SOLENOID VALVE
ASSOC COMP: AIR OPERATOR
ASSOC COMP: N/A

MODEL NO.: NP8320A185E
ASSOC M/N: N/A
ASSOC M/N: N/A

ASSOC. DWG: LOC: M-0228
P&ID: M-51

MANUFACTU: AUTOMATIC SWITCH COMPANY
ASSOC MANF: FISHER VALVES
ASSOC MANF: N/A

SERIAL NO:
ASSOC S/N: N/A
ASSOC S/N: N/A

SERVICE: MAKE-UP DEMINERALIZER SYSTEM FEED TO RHR LOOP A HEAT EXCHANGER. NORMALLY DE-ENERGIZED CLOSED, FAILS CLOSED.

P.O. NO: F-59145

FUNCTION: NO ACTIVE SAFETY FUNCTION POST LOCA OR HELB. FED FROM CLASS 1E POWER.

SUBMERGENCE: N/A

CHEMICAL SPRAY: N/A

PARAMETER	ENVIRONMENT		DOCUMENTATION REFERENCE		QUALIFICATION	OUTSTANDING ITEMS	INTERFACES:
	SPECIFICATION	QUALIFICATION	SPECIFICATION	QUALIFICATION	METHOD		CABLE: EQRR 22
OPERATING TIME	1 HR.	30 DAYS	78	119	TEST		
TEMPERATURE (F)	115	450	85	119	TEST		MAINTENANCE REQUIREMENTS: REFERENCE 119, APPENDIX C.
PRESSURE (PSIA)	14.7	60.7	85	119	TEST		
RELATIVE HUMIDITY (%)	90	100	85	119	TEST		
RADIATION	6.27 E5	2.05 E8	85	119	TEST		REMARKS: SPECIFIED ENVIRONMENTAL PARAMETERS ARE FOR LOCA.
AGING	40 YRS.	40 YRS.	N/A	119	TEST & ANAL.		

DEFICIENCY RESOLUTION:

PREPARED BY: RDC DATE: 06/27/83 REVISION DATE: 09/12/83

FACILITY: LGS UNIT: 1 DOCKET: 50-352 EQRR: 124

REVIEWED BY: FMV DATE: 09/12/83

SYSTEM: RESIDUAL HEAT REMOVAL

ACCY: SPEC: N/A
DEMON: N/A
REF: N/A

LOCATION: ROOM 204

PLANT ID: HV-51-156B

RACK/PANEL: N/A

COMPONENT: PILOT SOLENOID VALVE
ASSOC COMP: AIR OPERATOR
ASSOC COMP: N/A

MODEL NO.: NP8320A185E
ASSOC M/N: N/A
ASSOC M/N: N/A

ASSOC. DWG: LOC: M-0238
P&ID: M-51

MANUFACTU: AUTOMATIC SWITCH COMPANY
ASSOC MANF: FISHER VALVES
ASSOC MANF: N/A

SERIAL NO:
ASSOC S/N: N/A
ASSOC S/N: N/A

SERVICE: MAKE-UP DEMINERALIZER SYSTEM FEED TO RHR LOOP B HEAT EXCHANGER. NORMALLY DE-ENERGIZED CLOSED, FAILS CLOSED.

P.O. NO: F-59145

FUNCTION: NO ACTIVE SAFETY RELATED FUNCTION POST LOCA OR HELB. FED FROM CLASS 1E POWER.

SUBMERGENCE: N/A

CHEMICAL SPRAY: N/A

PARAMETER	ENVIRONMENT		DOCUMENTATION REFERENCE		QUALIFICATION	OUTSTANDING ITEMS	INTERFACES:
	SPECIFICATION	QUALIFICATION	SPECIFICATION	QUALIFICATION	METHOD		CABLE: EQRR 22
OPERATING TIME	1 HR.	30 DAYS	78	119	TEST		
TEMPERATURE (F)	115	450	85	119	TEST		MAINTENANCE REQUIREMENTS: REFERENCE 119, APPENDIX C.
PRESSURE (PSIA)	14.7	60.7	85	119	TEST		
RELATIVE HUMIDITY (%)	90	100	85	119	TEST		
RADIATION	6.27 E5	2.05 E8	85	119	TEST		REMARKS: SPECIFIED ENVIRONMENTAL PARAMETERS ARE FOR LOCA.
AGING	40 YRS.	40 YRS.	N/A	119	TEST & ANAL.		

DEFICIENCY RESOLUTION:

PREPARED BY: RDC DATE: 06/27/83 REVISION DATE: 09/12/83

FACILITY: LGS UNIT: 1 DOCKET: 50-352 EQRR: 124

REVIEWED BY: FMV DATE: 09/12/83

SYSTEM: RESIDUAL HEAT REMOVAL

ACCY: SPEC: N/A
DEMON: N/A
REF: N/A

LOCATION: ROOM 203

PLANT ID: HV-51-157A

RACK/PANEL: N/A

COMPONENT: PILOT SOLENOID VALVE
ASSOC COMP: AIR OPERATOR
ASSOC COMP: N/A

MODEL NO.: NP8320A185E
ASSOC M/N: N/A
ASSOC M/N: N/A

ASSOC. DWG: LOC: M-0228
P&ID: M-51

MANUFACTU: AUTOMATIC SWITCH COMPANY
ASSOC MANF: FISHER VALVES
ASSOC MANF: N/A

SERIAL NO:
ASSOC S/N: N/A
ASSOC S/N: N/A

SERVICE: MAKE-UP DEMINERALIZER SYSTEM FEED TO RHR LOOP A HEAT EXCHANGER. NORMALLY DE-ENERGIZED CLOSED, FAILS CLOSED.

P.O. NO: F-59145

FUNCTION: NO ACTIVE SAFETY RELATED FUNCTION POST LOCA OR HELB. FED FROM CLASS 1E POWER.

SUBMERGENCE: N/A

CHEMICAL SPRAY: N/A

PARAMETER	ENVIRONMENT		DOCUMENTATION REFERENCE		QUALIFICATION	OUTSTANDING ITEMS	INTERFACES:
	SPECIFICATION	QUALIFICATION	SPECIFICATION	QUALIFICATION	METHOD		CABLE: EQRR 22
OPERATING TIME	1 HR.	30 DAYS	78	119	TEST		
TEMPERATURE (F)	115	450	85	119	TEST		MAINTENANCE REQUIREMENTS: REFERENCE 119, APPENDIX C.
PRESSURE (PSIA)	14.7	60.7	85	119	TEST		
RELATIVE HUMIDITY (%)	90	100	85	119	TEST		
RADIATION	6.27 E5	2.05 E8	85	119	TEST		REMARKS: SPECIFIED ENVIRONMENTAL PARAMETERS ARE FOR LOCA.
AGING	40 YRS.	40 YRS.	N/A	119	TEST & ANAL.		

DEFICIENCY RESOLUTION:

PREPARED BY: RDC DATE: 06/27/83 REVISION DATE: 09/12/83

FACILITY: LGS UNIT: 1 DOCKET: 50-352 EQRR: 124

REVIEWED BY: FMV DATE: 09/12/83

SYSTEM: RESIDUAL HEAT REMOVAL

ACCY: SPEC: N/A
DEMON: N/A
REF: N/A

LOCATION: ROOM 103

PLANT ID: HV-51-157B

RACK/PANEL: N/A

COMPONENT: PILOT SOLENOID VALVE
ASSOC COMP: AIR OPERATOR
ASSOC COMP: N/A

MODEL NO.: NP8320A185E
ASSOC M/N: N/A
ASSOC M/N: N/A

ASSOC. DWG: LOC: M-0237
P&ID: M-51

MANUFACTU: AUTOMATIC SWITCH COMPANY
ASSOC MANF: FISHER VALVES
ASSOC MANF: N/A

SERIAL NO:
ASSOC S/N: N/A
ASSOC S/N: N/A

SERVICE: MAKE-UP DEMINERALIZER SYSTEM FEED TO RHR LOOP B HEAT EXCHANGER. NORMALLY DE-ENERGIZED CLOSED, FAILS CLOSED.

P.O. NO: F-59145

FUNCTION: NO ACTIVE SAFETY RELATED FUNCTION POST LOCA OR HELB. FED FROM CLASS 1E POWER.

SUBMERGENCE: N/A

CHEMICAL SPRAY: N/A

PARAMETER	ENVIRONMENT		DOCUMENTATION REFERENCE		QUALIFICATION	OUTSTANDING ITEMS	INTERFACES:
	SPECIFICATION	QUALIFICATION	SPECIFICATION	QUALIFICATION	METHOD		CABLE: EQRR 22
OPERATING TIME	1 HR.	30 DAYS	78	119	TEST		
TEMPERATURE (F)	115	450	65	119	TEST		MAINTENANCE REQUIREMENTS: REFERENCE 119, APPENDIX C.
PRESSURE (PSIA)	14.7	60.7	85	119	TEST		
RELATIVE HUMIDITY (%)	90	100	85	119	TEST		
RADIATION	6.27 E5	2.05 E8	85	119	TEST		REMARKS: SPECIFIED ENVIRONMENTAL PARAMETERS ARE FOR LOCA.
AGING	40 YRS.	40 YRS.	N/A	119	TEST & ANAL.		

DEFICIENCY RESOLUTION:

PREPARED BY: RDC DATE: 06/27/83 REVISION DATE: 09/12/83

FACILITY: LGS UNIT: 1 DOCKET: 50-352 EQRR: 124

REVIEWED BY: FMV DATE: 09/12/83

SYSTEM: RESIDUAL HEAT REMOVAL

ACCY: SPEC: N/A
DEMON: N/A
REF: N/A

LOCATION: RC , 203

PLANT ID: HV-51-158A

RACK/PANEL: N/A

COMPONENT: PILOT SOLENOID VALVE
ASSOC COMP: AIR OPERATOR
ASSOC COMP: N/A

MODEL NO.: NP8320A185E
ASSOC M/N: N/A
ASSOC M/N: N/A

ASSOC. DWG: LOC: M-0228
P&ID: M-51

MANUFACTU: AUTOMATIC SWITCH COMPANY
ASSOC MANF: FISHER VALVES
ASSOC MANF: N/A

SERIAL NO:
ASSOC S/N: N/A
ASSOC S/N: N/A

SERVICE: RHR HEAT EXCHANGER DRAIN TO RADWASTE.
NORMALLY DE-ENERGIZED CLOSED, FAILS CLOSED.

P.O. NO: F-59145

FUNCTION: NO ACTIVE SAFETY RELATED FUNCTION POST LOCA
OR HELB. FED FROM CLASS 1E POWER.

SUBMERGENCE: N/A

CHEMICAL SPRAY: N/A

PARAMETER	ENVIRONMENT		DOCUMENTATION REFERENCE		QUALIFICATION	OUTSTANDING ITEMS	INTERFACES:
	SPECIFICATION	QUALIFICATION	SPECIFICATION	QUALIFICATION	METHOD		CABLE: EQRR 22
OPERATING TIME	1 HR.	30 DAYS	78	119	TEST		
TEMPERATURE (F)	115	450	85	119	TEST		MAINTENANCE REQUIREMENTS: REFERENCE 119, APPENDIX C.
PRESSURE (PSIA)	14.7	60.7	85	119	TEST		
RELATIVE HUMIDITY (%)	90	100	85	119	TEST		
RADIATION	6.27 E5	2.05 E8	85	119	TEST		REMARKS: SPECIFIED ENVIRONMENTAL PARAMETERS ARE FOR LOCA.
AGING	40 YRS.	40 YRS.	N/A	119	TEST & ANA		

DEFICIENCY RESOLUTION:

PREPARED BY: RDC DATE: 06/27/83 REVISION DATE: 09/12/83

FACILITY: LGS UNIT: 1 DOCKET: 50-352 EQRR: 124

REVIEWED BY: FMV DATE: 09/12/83

SYSTEM: RESIDUAL HEAT REMOVAL

ACCY: SPEC: N/A
DEMON: N/A
REF: N/A

LOCATION: ROOM 204

PLANT ID: HV-51-158B

RACK/PANEL: N/A

COMPONENT: PILOT SOLENOID VALVE
ASSOC COMP: AIR OPERATOR
ASSOC COMP: N/A

MODEL NO.: NP8320A185E
ASSOC M/N: N/A
ASSOC M/N: N/A

ASSOC. DWG: LOC: M-0238
P&ID: M-51

MANUFACTU: AUTOMATIC SWITCH COMPANY
ASSOC MANF: FISHER VALVES
ASSOC MANF: N/A

SERIAL NO:
ASSOC S/N: N/A
ASSOC S/N: N/A

SERVICE: RHR HEAT EXCHANGER DRAIN TO RADWASTE.
NORMALLY DE-ENERGIZED CLOSED, FAILS CLOSED.

P.O. NO: F-59145

FUNCTION: NO ACTIVE SAFETY RELATED FUNCTION POST LOCA
OR HELB. FED FROM CLASS 1E POWER.

SUBMERGENCE: N/A

CHEMICAL SPRAY: N/A

PARAMETER	ENVIRONMENT		DOCUMENTATION REFERENCE		QUALIFICATION	OUTSTANDING ITEMS	INTERFACES:
	SPECIFICATION	QUALIFICATION	SPECIFICATION	QUALIFICATION	METHOD		CABLE: EQRR 22
OPERATING TIME	1 HR.	30 DAYS	78	119	TEST		
TEMPERATURE (F)	115	450	85	119	TEST		MAINTENANCE REQUIREMENTS: REFERENCE 119, APPENDIX C.
PRESSURE (PSIA)	14.7	60.7	85	119	TEST		
RELATIVE HUMIDITY (%)	90	100	85	119	TEST		
RADIATION	6.27 E5	2.05 E8	85	119	TEST		REMARKS: SPECIFIED ENVIRONMENTAL PARAMETERS ARE FOR LOCA.
AGING	40 YRS.	40 YRS.	N/A	119	TEST & ANAL.		

DEFICIENCY RESOLUTION:

PREPARED BY: RDC DATE: 09/30/83 REVISION DATE: 12/12/83

FACILITY: LGS UNIT: 1 DOCKET: 50-352 EQRR: 56

REVIEWED BY: FMV DATE: 12/12/83

SYSTEM: RESIDUAL HEAT REMOVAL

ACCY: SPEC: N/A
DEMON: N/A
REF: N/A

LOCATION: ROOM 102

PLANT ID: LV-C-51-1F053A

RACK/PANEL: N/A

COMPONENT: PILOT SOLENOID VALVE
ASSOC COMP: AIR OPERATOR
ASSOC COMP: N/A

MODEL NO.: NP8320A187E
ASSOC M/N: N/A
ASSOC M/N: N/A

ASSOC. DWG: LOC: M-0717
P&ID: M-51

MANUFACTU: AUTOMATIC SWITCH COMPANY
ASSOC MANF: N/A
ASSOC MANF: N/A

SERIAL NO: N/A
ASSOC S/N: N/A
ASSOC S/N: N/A

SERVICE: NORMAL: NORMALLY CLOSED. VALVES ARE OPENED MANUALLY BY A REMOTE SWITCH IN THE CONTROL ROOM TO PERMIT AND CONTROL THE FLOW OF STEAM FROM THE HPCI STEAMLINE TO THE RHR HEAT EXCHANGER.

P.O. NO: M-250A

FUNCTION: THIS MODE OF OPERATION, STEAM CONDENSATION, IS USED ONLY WHEN THE REACTOR VESSEL IS ISOLATED FROM THE MAIN CONDENSER DURING NORMAL PLANT HOT STANDBY. ACCIDENT: IF LOCA OR HELB OCCURS WHEN THE VALVES ARE OPEN, THEY WILL CLOSE AUTOMATICALLY ON A CONTAINMENT ISOLATION SIGNAL. THE VALVES SHOULD BE OPERATIONAL FOR 1 HOUR AFTER LOCA OR HELB.

SUBMERGENCE: N/A

CHEMICAL SPRAY: N/A

PARAMETER	ENVIRONMENT		DOCUMENTATION REFERENCE		QUALIFICATION	OUTSTANDING ITEMS	INTERFACES: CABLES: EQRR 22
	SPECIFICATION	QUALIFICATION	SPECIFICATION	QUALIFICATION	METHOD		
OPERATING TIME	1 HOUR	30 DAYS	78	119	TEST		
TEMPERATURE (F)	275 (I)	450	85	119	TEST		MAINTENANCE REQUIREMENTS: APPENDIX C OF ASCO REPORT AQR-67368/ REV. 0 (REF. 119)
PRESSURE (PSIA)	16.2 (I)	60.7	85	119	TEST		
RELATIVE HUMIDITY (%)	100 (I)	100	85	119	TEST		
RADIATION	6.27 E5	2.05 E8	85	119	TEST		REMARKS:
AGING	40 YRS.	40 YRS.	N/A	119	TEST & ANAL.		

DEFICIENCY RESOLUTION:

PREPARED BY: ROC DATE: 09/30/83 REVISION DATE: 12/12/83

FACILITY: LGS UNIT: 1 DOCKET: 50-352 EQRR: 56

REVIEWED BY: FMV DATE: 12/12/83

SYSTEM: RESIDUAL HEAT REMOVAL
ACCY: SPEC: N/A DEMON: N/A REF: N/A
LOCATION: ROOM 103

PLANT ID: LV-C-51-1F053B
RACK/PANEL: N/A

COMPONENT: PILOT SOLENOID VALVE
MODEL NO.: NP8320A187E

ASSOC COMP: AIR OPERATOR
ASSOC M/N: N/A
ASSOC. DWG: LOC: M-0723 P&ID: M-51

ASSOC COMP: N/A
ASSOC M/N: N/A

MANUFACTU: AUTOMATIC SWITCH COMPANY
SERIAL NO: N/A

ASSOC MANF: N/A
ASSOC S/N: N/A

ASSOC MANF: N/A
ASSOC S/N: N/A

SERVICE: NORMAL: NORMALLY CLOSED. VALVES ARE OPENED MANUALLY BY A REMOTE SWITCH IN THE CONTROL ROOM TO PERMIT AND CONTROL THE FLOW OF STEAM FROM THE HPCI STEAMLINE TO THE RHR HEAT EXCHANGER.
P.O. NO: M-250A

FUNCTION: THIS MODE OF OPERATION, STEAM CONDENSATION, IS USED ONLY WHEN THE REACTOR VESSEL IS ISOLATED FROM THE MAIN CONDENSER DURING NORMAL PLANT HOT STANDBY. ACCIDENT: IF LOCA OR HELB OCCURS WHEN THE VALVES ARE OPEN, THEY WILL CLOSE AUTOMATICALLY ON A CONTAINMENT ISOLATION SIGNAL. THE VALVES SHOULD BE OPERATIONAL FOR 1 HOUR AFTER LOCA OR HELB.
SUBMERGENCE: N/A
CHEMICAL SPRAY: N/A

PARAMETER	ENVIRONMENT		DOCUMENTATION REFERENCE		QUALIFICATION	OUTSTANDING ITEMS	INTERFACES: CABLES: EQRR 22
	SPECIFICATION	QUALIFICATION	SPECIFICATION	QUALIFICATION	METHOD		
OPERATING TIME	1 HOUR	30 DAYS	78	119	TEST		
TEMPERATURE (F)	275 (I)	450	85	119	TEST		MAINTENANCE REQUIREMENTS: APPENDIX C OF ASCO REPORT AQR-67368/ REV. 0 (REF. 119)
PRESSURE (PSIA)	16.2 (I)	60.7	85	119	TEST		
RELATIVE HUMIDITY (%)	100 (I)	100	85	119	TEST		
RADIATION	6.27 E5	2.05 E8	85	119	TEST		REMARKS:
AGING	40 YRS.	40 YRS.	N/A	119	TEST & ANAL.		

DEFICIENCY RESOLUTION:

PREPARED BY: DJT DATE: 01/09/84 REVISION DATE: 01/09/84

FACILITY: LGS UNIT: 1 DOCKET: 50-352 EQRR: P1A8

REVIEWED BY: WJB DATE: 01/09/84

SYSTEM: RESIDUAL HEAT REMOVAL

ACCY: SPEC: +/- 0.5% FS
DEMON: +/- 0.42% FS
REF: 800

LOCATION: ROOM 402

PLANT ID: PDT-51-1N058A

RACK/PANEL: 10C004

COMPONENT: DIFFERENTIAL PRESSURE TRANSMITTER
ASSOC COMP: N/A
ASSOC COMP: N/A

MODEL NO.: 1151DP8A22MBGE3
ASSOC M/N: N/A
ASSOC M/N: N/A

ASSOC. DWG: LOC: M-0708
P&ID: M-51, SHT. 2.
PFD: 163C1561P812203
CCP: 23,324
MPL: E11-N058A

MANUFACTU: ROSEMOUNT
ASSOC MANF: N/A
ASSOC MANF: N/A

SERIAL NO: 48411
ASSOC S/N: N/A
ASSOC S/N: N/A

SERVICE: LPCI VALVE DP.

P.O. NO: M-001

FUNCTION: TRANSMITS SIGNAL TO PDISL-51-1N658A FOR OPEN PERMISSIVE FORHV-51-1F017A. LOCA AND ALL LINE BREAKS.

SUBMERGENCE: N/A

CHEMICAL SPRAY: N/A

PARAMETER	ENVIRONMENT		DOCUMENTATION REFERENCE		QUALIFICATION	OUTSTANDING ITEMS	INTERFACES:
	SPECIFICATION	QUALIFICATION	SPECIFICATION	QUALIFICATION	METHOD		
OPERATING TIME	6 HRS.	27 HRS.	78	800	TEST		
TEMPERATURE (F)	120	212	85	800	TEST		MAINTENANCE REQUIREMENTS: REF. 800; SECT. 4.
PRESSURE (PSIA)	14.7	14.7	85	800	TEST		
RELATIVE HUMIDITY (%)	90	100	85	800	TEST		
RADIATION	4.59 E5	2.00 E6	85	800	TEST		REMARKS:
AGING	40 YRS.	9 YRS.	N/A	800	ANALYSIS		

DEFICIENCY RESOLUTION:

PREPARED BY: DJT DATE: 01/09/84 REVISION DATE: 01/09/84

FACILITY: LGS UNIT: 1 DOCKET: 50-352 EQRR: P1A9

REVIEWED BY: WJB DATE: 01/09/84

SYSTEM: RESIDUAL HEAT REMOVAL

ACCY: SPEC: +/- 0.5% FS
DEMON: +/- 0.42% FS
REF: 800

LOCATION: ROOM 402

PLANT ID: PDT-51-1N058B

RACK/PANEL: 10C027

COMPONENT: DIFFERENTIAL PRESSURE TRANSMITTER
ASSOC COMP: N/A
ASSOC COMP: N/A

MODEL NO.: 1151DP8A22M8GE3
ASSOC M/N: N/A
ASSOC M/N: N/A

ASSOC. DWG: LOC: M-0726
P&ID: M-51, SHT. 1.
PPD: 163C1561P812203
CCP: 23,324
MPL: E11-N058B

MANUFACTU: ROSEMOUNT
ASSOC MANF: N/A
ASSOC MANF: N/A

SERIAL NO: 48427
ASSOC S/N: N/A
ASSOC S/N: N/A

SERVICE: LPCI VALVE DP.

P.O. NO: M-001

FUNCTION: TRANSMITS SIGNAL TO PDISL-51-1N658B FOR OPEN PERMISSIVE FOR HV-51-1F017B LOCA AND ALL LINE BREAKS.

SUBMERGENCE: N/A

CHEMICAL SPRAY: N/A

PARAMETER	ENVIRONMENT		DOCUMENTATION REFERENCE		QUALIFICATION	OUTSTANDING ITEMS	INTERFACES:
	SPECIFICATION	QUALIFICATION	SPECIFICATION	QUALIFICATION	METHOD		
OPERATING TIME	6 HRS.	27 HRS.	78	800	TEST		
TEMPERATURE (F)	120	212	85	800	TEST		MAINTENANCE REQUIREMENTS: REF. 800; SECT. 4.
PRESSURE (PSIA)	14.7	14.7	85	800	TEST		
RELATIVE HUMIDITY (%)	90	100	85	800	TEST		
RADIATION	4.59 E5	2.00 E6	85	800	TEST		REMARKS:
AGING	40 YRS.	9 YRS.	N/A	800	ANALYSIS		

DEFICIENCY RESOLUTION:

PREPARED BY: DJT DATE: 01/09/84 REVISION DATE: 01/09/84

FACILITY: LGS UNIT: 1 DOCKET: 50-352 EQRR: P1B1

REVIEWED BY: WJB DATE: 01/09/84

SYSTEM: RESIDUAL HEAT REMOVAL

PLANT ID: PDT-51-1N058C

COMPONENT: DIFFERENTIAL PRESSURE TRANSMITTER

ASSOC COMP: N/A

ASSOC COMP: N/A

MANUFACTU: ROSEMOUNT

ASSOC MANF: N/A

ASSOC MANF: N/A

SERVICE: LPCI VALVE DP.

FUNCTION: TRANSMITS SIGNAL TO PDISL-51-1N658C FOR OPEN PERMISSIVE FOR HV-51-1F017C. LOCA AND ALL LINE BREAKS.

ACCY: SPEC: +/- 0.5% FS
DEMON: +/- 0.42% FS
REF: 800

MODEL NO.: 1151DP8A22M8GE3

ASSOC M/N: N/A

ASSOC M/N: N/A

SERIAL NO: 48426

ASSOC S/N: N/A

ASSOC S/N: N/A

LOCATION: ROOM 402

RACK/PANEL: 10C005

ASSOC. DWG: LOC: M-0720
P&ID: M-51, SHT. 2.
PPD: 163C1561P812203
CCP: 23,325
MPL: E11-N058C

P.O. NO: M-001

SUBMERGENCE: N/A

CHEMICAL SPRAY: N/A

PARAMETER	ENVIRONMENT		DOCUMENTATION REFERENCE		QUALIFICATION	OUTSTANDING ITEMS	INTERFACES:
	SPECIFICATION	QUALIFICATION	SPECIFICATION	QUALIFICATION	METHOD		
OPERATING TIME	6 HRS.	27 HRS.	78	800	TEST		
TEMPERATURE (F)	120	212	85	800	TEST		MAINTENANCE REQUIREMENTS: REF. 800; SECT. 4.
PRESSURE (PSIA)	14.7	14.7	85	800	TEST		
RELATIVE HUMIDITY (%)	90	100	85	800	TEST		
RADIATION	4.59 E5	2.00 E6	85	800	TEST		REMARKS:
AGING	40 YRS.	9 YRS.	N/A	800	ANALYSIS		

DEFICIENCY RESOLUTION:

PREPARED BY: DJT DATE: 01/09/84 REVISION DATE: 01/09/84

FACILITY: LGS UNIT: 1 DOCKET: 50-352 EQRR: P1B2

REVIEWED BY: WJB DATE: 01/09/84

SYSTEM: RESIDUAL HEAT REMOVAL

ACCY: SPEC: +/- 0.5% FS
DEMON: +/- 0.42% FS
REF: 800

LOCATION: ROOM 402

PLANT ID: PDT-51-1N058D

RACK/PANEL: 10C026

COMPONENT: DIFFERENTIAL PRESSURE TRANSMITTER

MODEL NO.: 1151DP8A22M8GE3

ASSOC COMP: N/A

ASSOC M/N: N/A

ASSOC. DWG: LOC: M-0726

ASSOC COMP: N/A

ASSOC M/N: N/A

P&ID: M-51, SHT. 1.

PFD: 163C1561P812203

MANUFACTU: ROSEMOUNT

SERIAL NO: 48425

CCP: 23,325

ASSOC MANF: N/A

ASSOC S/N: N/A

MPL: E11-N058D

ASSOC MANF: N/A

ASSOC S/N: N/A

SERVICE: LPCI VALVE DP.

P.O. NO: M-001

FUNCTION: TRANSMITS SIGNAL TO PDISL-51-1N658D FOR OPEN PERMISSIVE FOR HV-51-1F017D. LOCA AND ALL LINE BREAKS.

SUBMERGENCE: N/A

CHEMICAL SPRAY: N/A

PARAMETER	ENVIRONMENT		DOCUMENTATION REFERENCE		QUALIFICATION	OUTSTANDING ITEMS	INTERFACES:
	SPECIFICATION	QUALIFICATION	SPECIFICATION	QUALIFICATION	METHOD		
OPERATING TIME	6 HRS.	27 HRS.	78	800	TEST		
TEMPERATURE (F)	120	212	85	800	TEST		MAINTENANCE REQUIREMENTS: REF. 800; SECT. 4.
PRESSURE (PSIA)	14.7	14.7	85	800	TEST		
RELATIVE HUMIDITY (%)	90	100	85	800	TEST		
RADIATION	4.59 E5	2.00 E6	85	800	TEST		REMARKS:
AGING	40 YRS.	9 YRS.	N/A	800	ANALYSIS		

DEFICIENCY RESOLUTION:

PREPARED BY: DJT DATE: 03/13/84 REVISION DATE: 04/12/84

FACILITY: LGS UNIT: 1 DOCKET: 50-352 EQRR: P199

REVIEWED BY: WJB DATE: 04/12/84

SYSTEM: RESIDUAL HEAT REMOVAL

PLANT ID: PT-51-1N055A

COMPONENT: PRESSURE TRANSMITTER
ASSOC COMP: N/A
ASSOC COMP: N/A

MANUFACTU: ROSEMOUNT
ASSOC MANF: N/A
ASSOC MANF: N/A

ACCY: SPEC: +/- 0.5% FS
DEMON: +/- 0.42% FS
REF: 800

MODEL NO.: 11516P8D22T0003PB
ASSOC M/N: N/A
ASSOC M/N: N/A

SERIAL NO: 59797
ASSOC S/N: N/A
ASSOC S/N: N/A

LOCATION: ROOM 200

RACK/PANEL: 10C075

ASSOC. DWG: LOC: M-0718
P&ID: M-51, SHT. 2.
PID: 163C1564P842203
CCP: 23,
MPL: E11-N055A

SERVICE: RHR PUMP DISCHARGE PRESSURE.

P.O. NO: M-001

FUNCTION: PROVIDES RHR PUMP A RUNNING SIGNAL TO PIS-51-1N655A FOR ADS INTERLOCK.
LOCA AND ALL LINE BREAKS, EXCEPT RHR.

SUBMERGENCE: N/A

CHEMICAL SPRAY: N/A

PARAMETER	ENVIRONMENT		DOCUMENTATION REFERENCE		QUALIFICATION	OUTSTANDING ITEMS	INTERFACES:
	SPECIFICATION	QUALIFICATION	SPECIFICATION	QUALIFICATION	METHOD		
OPERATING TIME	180 DAYS	180 DAYS	78	800	ANALYSIS		
TEMPERATURE (F)	120	212	85	800	TEST		MAINTENANCE REQUIREMENTS: REF. 800; SECT. 4.
PRESSURE (PSIA)	14.7	14.7	85	800	TEST		
RELATIVE HUMIDITY (%)	90	100	85	800	TEST		
RADIATION	2.77 E5	2.00 E6	800 (TABLE 2)	800	TEST		REMARKS:
AGING	40 YRS.	9 YRS.	N/A	800	ANALYSIS		

DEFICIENCY RESOLUTION:

PREPARED BY: DJT DATE: 03/13/84 REVISION DATE: 03/13/84

FACILITY: LGS UNIT: 1 DOCKET: 50-352 EQRR: P1A1

REVIEWED BY: WJB DATE: 04/12/84

SYSTEM: RESIDUAL HEAT REMOVAL

PLANT ID: PT-51-1N055C

COMPONENT: PRESSURE TRANSMITTER
ASSOC COMP: N/A
ASSOC COMP: N/A

MANUFACTU: ROSEMOUNT
ASSOC MANF: N/A
ASSOC MANF: N/A

SERVICE: RHR PUMP DISCHARGE PRESSURE.

FUNCTION: PROVIDES RHR PUMP B RUNNING SIGNAL TO PIS-51-1N655C FOR ADS INTERLOCK. LOCA AND ALL LINE BREAKS, EXCEPT RHR.

ACCY: SPEC: +/- 0.5% FS
DEMON: +/- 0.42% FS
REF: 800

MODEL NO.: 1151GP8D22M8GE3
ASSOC M/N: N/A
ASSOC M/N: N/A

SERIAL NO: 51851
ASSOC S/N: N/A
ASSOC S/N: N/A

LOCATION: ROOM 118

RACK/PANEL: 10C076

ASSOC. DWG: LOC: M-0723
P&ID: M-51, SHT. 1.
PFD: 163C1564P842203
CCP: 23,
MPL: E11-N055C

P.O. NO: M-001

SUBMERGENCE: N/A

CHEMICAL SPRAY: N/A

PARAMETER	ENVIRONMENT		DOCUMENTATION REFERENCE		QUALIFICATION	OUTSTANDING ITEMS	INTERFACES:
	SPECIFICATION	QUALIFICATION	SPECIFICATION	QUALIFICATION	METHOD		
OPERATING TIME	180 DAYS	180 DAYS	78	800	ANALYSIS		
TEMPERATURE (F)	120	212	85	800	TEST		MAINTENANCE REQUIREMENTS: REF. 800; SECT. 4.
PRESSURE (PSIA)	14.7	14.7	85	800	TEST		
RELATIVE HUMIDITY (%)	90	100	85	800	TEST		
RADIATION	6.71 E4	2.00 E6	85	800	TEST		REMARKS:
AGING	40 YRS.	9 YRS.	N/A	800	ANALYSIS		

DEFICIENCY RESOLUTION:

PREPARED BY: DJT DATE: 03/13/84 REVISION DATE: 04/12/84

FACILITY: LGS UNIT: 1 DOCKET: 50-352 EQRR: P1A2

REVIEWED BY: WJB DATE: 04/12/84

SYSTEM: RESIDUAL HEAT REMOVAL

PLANT ID: PT-51-1N055E

COMPONENT: PRESSURE TRANSMITTER
ASSOC COMP: N/A
ASSOC COMP: N/A

MANUFACTU: ROSEMOUNT
ASSOC MANF: N/A
ASSOC MANF: N/A

SERVICE: RHR PUMP DISCHARGE PRESSURE.

FUNCTION: PROVIDES RHR PUMP C RUNNING SIGNAL TO PIS-51-1N655E FOR ADS INTERLOCK. LOCA, AND ALL LINE BREAKS, EXCEPT RHR.

ACCY: SPEC: +/- 0.5 FS
DEMON: +/- 0.42% FS
REF: 800

MODEL NO.: 1151GP8D22M8GE3
ASSOC M/N: N/A
ASSOC M/N: N/A

SERIAL NO: 48420
ASSOC S/N: N/A
ASSOC S/N: N/A

LOCATION: ROOM 200

RACK/PANEL: 10C077

ASSOC. DWG: LOC: M-0718
P&ID: M-51, SHT. 2.
PFD: 163C1564P842203
CCP: 23,354
MPL: E11-N055E

P.O. NO: M-001

SUBMERGENCE: N/A

CHEMICAL SPRAY: N/A

PARAMETER	ENVIRONMENT		DOCUMENTATION REFERENCE		QUALIFICATION	OUTSTANDING ITEMS	INTERFACES:
	SPECIFICATION	QUALIFICATION	SPECIFICATION	QUALIFICATION	METHOD		
OPERATING TIME	180 DAYS	180 DAYS	78	800	ANALYSIS		
TEMPERATURE (F)	120	212	85	800	TEST		MAINTENANCE REQUIREMENTS: REF. 800; SECT. 4.
PRESSURE (PSIA)	14.7	14.7	85	800	TEST		
RELATIVE HUMIDITY (%)	90	100	85	800	TEST		
RADIATION	3.49 E5	2.00 E6	800 (TABLE 2)	800	TEST		REMARKS:
AGING	40 YRS.	9 YRS.	N/A	800	ANALYSIS		

DEFICIENCY RESOLUTION:

PREPARED BY: DJT DATE: 01/09/84 REVISION DATE: 01/09/84

FACILITY: LGS UNIT: 1 DOCKET: 50-352 EQRR: P1A3

REVIEWED BY: WJB DATE: 01/09/84

SYSTEM: RESIDUAL HEAT REMOVAL

ACCY: SPEC: +/- 0.5% FS
DEMON: +/- 0.42% FS
REF: 800

LOCATION: ROOM 118

PLANT ID: PT-51-1N055G

RACK/PANEL: 10C078

COMPONENT: PRESSURE TRANSMITTER
ASSOC COMP: N/A
ASSOC COMP: N/A

MODEL NO.: 1151GP9D22T0003FB
ASSOC M/N: N/A
ASSOC M/N: N/A

ASSOC. DWG: LOC: M-0723
P&ID: M-51, SHT. 1.
PPD: 163C564P842203

MANUFACTU: ROSEMOUNT
ASSOC MANF: N/A
ASSOC MANF: N/A

SERIAL NO: N/A
ASSOC S/N: N/A
ASSOC S/N: N/A

CCP: 23,354
MPL: E11-N055G

SERVICE: RHR PUMP DISCHARGE PRESSURE.

P.O. NO: M-001

FUNCTION: PROVIDES RHR PUMP D RUNNING SIGNAL TO PIS-51-1N655G FOR ADS INTERLOCK.
LOCA, AND ALL LINE BREAKS, EXCEPT RHR.

SUBMERGENCE: N/A

CHEMICAL SPRAY: N/A

PARAMETER	ENVIRONMENT		DOCUMENTATION REFERENCE		QUALIFICATION	OUTSTANDING ITEMS	INTERFACES:
	SPECIFICATION	QUALIFICATION	SPECIFICATION	QUALIFICATION	METHOD		
OPERATING TIME	1 HR.	27 HRS.	78	800	TEST		
TEMPERATURE (F)	120	212	85	800	TEST		MAINTENANCE REQUIREMENTS: REF. 800; SECT. 4.
PRESSURE (PSIA)	14.7	14.7	85	800	TEST		
RELATIVE HUMIDITY (%)	90	100	85	800	TEST		
RADIATION	1.02 E3	2.00 E6	85	800	TEST		REMARKS:
AGING	40 YRS.	9 YRS.	N/A	800	ANALYSIS		

DEFICIENCY RESOLUTION:

FACILITY: LGS UNIT: 1 DOCKET: 50-352 EQRR: P1A4

PREPARED BY: DJT DATE: 03/13/84 REVISION DATE: 04/12/84

REVIEWED BY: WJB DATE: 04/12/84

SYSTEM: RESIDUAL HEAT REMOVAL

PLANT ID: PT-51-1N056A

COMPONENT: PRESSURE TRANSMITTER

ASSOC COMP: N/A

ASSOC COMP: N/A

MANUFACTU: ROSEMOUNT

ASSOC MANF: N/A

ASSOC MANF: N/A

ACCY: SPEC: +/- 0.5% FS
DEMON: +/- 0.42% FS
REF: 800

MODEL NO.: 1151GP8D22M8GE3

ASSOC M/N: N/A

ASSOC M/N: N/A

SERIAL NO: 48421

ASSOC S/N: N/A

ASSOC S/N: N/A

LOCATION: ROOM 200

RACK/PANEL: 10C077

ASSOC. DWG: LOC: M-0718
P&ID: M-51, SHT. 2.
PFD: 163C1564P842203
CCP: 23,354
MPL: E11-N056A

SERVICE: RHR PUMP DISCHARGE PRESSURE.

P.O. NO: M-001

FUNCTION: PROVIDES RHR PUMP C RUNNING SIGNAL TO PIS-51-1N655A FOR ADS INTERLOCK. LOCA, AND ALL LINE BREAKS, EXCEPT RHR.

SUBMERGENCE: N/A

CHEMICAL SPRAY: N/A

PARAMETER	ENVIRONMENT		DOCUMENTATION REFERENCE		QUALIFICATION	OUTSTANDING ITEMS	INTERFACES:
	SPECIFICATION	QUALIFICATION	SPECIFICATION	QUALIFICATION	METHOD		
OPERATING TIME	160 DAYS	180 DAYS	78	800	ANALYSIS		
TEMPERATURE (F)	120	212	85	800	TEST		MAINTENANCE REQUIREMENTS: REF. 800; SECT. 4.
PRESSURE (PSIA)	14.7	14.7	85	800	TEST		
RELATIVE HUMIDITY (%)	90	100	85	800	TEST		
RADIATION	2.77 E5	2.00 E6	800 (TABLE 2)	800	TEST		REMARKS:
AGING	40 YRS.	9 YRS.	N/A	800	ANALYSIS		

DEFICIENCY RESOLUTION:

PREPARED BY: DJT DATE: 03/13/84 REVISION DATE: 03/13/84

FACILITY: LGS UNIT: 1 DOCKET: 50-352 EQRP: P1A5

REVIEWED BY: WJS DATE: 04/12/84

SYSTEM: RESIDUAL HEAT REMOVAL

ACCY: SPEC: +/- 0.5% FS
DEMON: +/- 0.42% FS
REF: 800

LOCATION: ROOM 118

PLANT ID: PT-51-1N056C

RACK/PANEL: 10C078

COMPONENT: PRESSURE TRANSMITTER

MODEL NO.: 1151GP8D22T0003PB

ASSOC COMP: N/A

ASSOC M/N: N/A

ASSOC. DWG: LOC: M-0723

ASSOC COMP: N/A

ASSOC M/N: N/A

P&ID: M-51, SHT. 1.

FPD: 163C1564P842203

MANUFACTU: ROSEMOUNT

SERIAL NO: 73386

CCP: 23,354

ASSOC MANF: N/A

ASSOC S/N: N/A

MPL: E11-N056C

ASSOC MANF: N/A

ASSOC S/N: N/A

SERVICE: RHR PUMP DISCHARGE PRESSURE.

P.O. NO: M-001

FUNCTION: PROVIDES RHR PUMP B RUNNING SIGNAL TO PIS-51-1N056C FOR ADS INTERLOCK.
LOCA, AND ALL LINE BREAKS, EXCEPT RHR.

SUBMERGENCE: N/A

CHEMICAL SPRAY: N/A

PARAMETER	ENVIRONMENT		DOCUMENTATION REFERENCE		QUALIFICATION	OUTSTANDING ITEMS	INTERFACES:
	SPECIFICATION	QUALIFICATION	SPECIFICATION	QUALIFICATION	METHOD		
OPERATING TIME	180 DAYS	180 DAYS	78	800	ANALYSIS		
TEMPERATURE (F)	120	212	85	800	TEST		MAINTENANCE REQUIREMENTS: REF. 800; SECT. 4.
PRESSURE (PSIA)	14.7	14.7	85	800	TEST		
RELATIVE HUMIDITY (%)	90	100	85	800	TEST		
RADIATION	6.71 E4	2.00 E6	85	800	TEST		REMARKS:
AGING	40 YRS.	9 YRS.	N/A	800	ANALYSIS		

DEFICIENCY RESOLUTION:

FACILITY: LGS UNIT: 1 DOCKET: 50-352 EQRR: P1A6

PREPARED BY: DJT DATE: 03/13/84 REVISION DATE: 04/12/84

REVIEWED BY: WJB DATE: 04/12/84

SYSTEM: RESIDUAL HEAT REMOVAL

ACCY: SPEC: +/- 0.5% FS
DEMON: +/- 0.42% FS
REF: 800

LOCATION: ROOM 200

PLANT ID: PT-51-1N056E

RACK/PANEL: 10C075

COMPONENT: PRESSURE TRANSMITTER

MODEL NO.: 1151GP8D22T0003PB

ASSOC COMP: N/A

ASSOC M/N: N/A

ASSOC. DWG: LOC: M-0718

ASSOC COMP: N/A

ASSOC M/N: N/A

P&ID: M-51, SHT. 2.

FPD: 163C1564P842203

MANUFACTU: ROSEMOUNT

SERIAL NO: 59798

CCP: 23,

ASSOC MANF: N/A

ASSOC S/N: N/A

MPL: E11-N056E

ASSOC MANF: N/A

ASSOC S/N: N/A

SERVICE: RHR PUMP DISCHARGE PRESSURE.

P.O. NO: M-001

FUNCTION: PROVIDES RHR PUMP A RUNNING SIGNAL TO PIS-51-1N656E FOR ADS INTERLOCK. LOCA, AND ALL LINE BREAKS, EXCEPT RHR.

SUBMERGENCE: N/A

CHEMICAL SPRAY: N/A

PARAMETER	ENVIRONMENT		DOCUMENTATION REFERENCE		QUALIFICATION	OUTSTANDING ITEMS	INTERFACES:
	SPECIFICATION	QUALIFICATION	SPECIFICATION	QUALIFICATION	METHOD		
OPERATING TIME	100 DAYS	180 DAYS	70	800	ANALYSIS		
TEMPERATURE (F)	120	212	85	800	TEST		MAINTENANCE REQUIREMENTS: REF. 800; SECT. 4.
PRESSURE (PSIA)	14.7	14.7	85	800	TEST		
RELATIVE HUMIDITY (%)	90	100	85	800	TEST		
RADIATION	3.49 E5	2.00 E6	800 (TABLE 2)	800	TEST		REMARKS:
AGING	40 YRS.	9 YRS.	N/A	800	ANALYSIS		

DEFICIENCY RESOLUTION:

PREPARED BY: DJT DATE: 03/13/84 REVISION DATE: 03/13/84

FACILITY: LGS UNIT: 1 DOCKET: 50-352 ERR: P1A7

REVIEWED BY: WJB DATE: 04/12/84

SYSTEM: RESIDUAL HEAT REMOVAL

ACCY: SPEC: +/- 0.5% FS
DEMON: +/- 0.42% FS
REF: 800

LOCATION: ROOM 118

PLANT ID: PT-51-1N056G

RACK/PANEL: 10C076

COMPONENT: PRESSURE TRANSMITTER
ASSOC COMP: N/A
ASSOC COMP: N/A

MODEL NO.: 1151GP8D22M0GE3
ASSOC M/N: N/A
ASSOC M/N: N/A

ASSOC. DWG: LOC: M-0723
P&ID: M-51, SHT. 1.
FFD: 163C1564F042203
CCP: 23,
MPL: E11-N056G

MANUFACTU: ROSEMOUNT
ASSOC MANF: N/A
ASSOC MANF: N/A

SERIAL NO: 51852
ASSOC S/N: N/A
ASSOC S/N: N/A

SERVICE: RHR PUMP DISCHARGE PRESSURE.

P.O. NO: M-001

FUNCTION: PROVIDES RHR PUMP D RUNNING SIGNAL TO PIS-51-1N656G FOR ADS INTERLOCK. LOCA, AND ALL LINE BREAKS, EXCEPT RHR.

SUBMERGENCE: N/A

CHEMICAL SPRAY: N/A

PARAMETER	ENVIRONMENT		DOCUMENTATION REFERENCE		QUALIFICATION	OUTSTANDING ITEMS	INTERFACES:
	SPECIFICATION	QUALIFICATION	SPECIFICATION	QUALIFICATION	METHOD		
OPERATING TIME	180 DAYS	180 DAYS	78	800	ANALYSIS		
TEMPERATURE (F)	120	212	85	800	TEST		MAINTENANCE REQUIREMENTS: REG. 800; SECT. 4.
PRESSURE (PSIA)	14.7	14.7	85	800	TEST		
RELATIVE HUMIDITY (%)	90	100	85	800	TEST		
RADIATION	6.71 E4	2.00 E6	85	803	TEST		REMARKS:
AGING	40 YRS.	9 YRS.	N/A	800	ANALYSIS		

DEFICIENCY RESOLUTION:

FACILITY: LGS UNIT: 1 DOCKET: 50-352 EQRR: 56

PREPARED BY: REC DATE: 09/30/83 REVISION DATE: 12/12/83

REVIEWED BY: FMV DATE: 12/12/83

SYSTEM: RESIDUAL HEAT REMOVAL

PLANT ID: PV-C-51-1F051A

ACCY: SPEC: N/A
DEMON: N/A
REF: N/A

LOCATION: ROOM 203

RACK/PANEL: N/A

COMPONENT: PILOT SOLENOID VALVE
ASSOC COMP: AIR OPERATOR
ASSOC COMP: N/A

MODEL NO.: NP8320A187E
ASSOC M/N: N/A
ASSOC M/N: N/A

ASSOC. DWG: LOC: M-0718
P&ID: M-250

MANUFACTU: AUTOMATIC SWITCH COMPANY
ASSOC MANF: N/A
ASSOC MANF: N/A

SERIAL NO: N/A
ASSOC S/N: N/A
ASSOC S/N: N/A

SERVICE: NORMAL: NORMALLY CLOSED. VALVES ARE OPENED MANUALLY BY A REMOTE SWITCH IN THE CONTROL ROOM TO PERMIT AND CONTROL THE FLOW OF STEAM FROM THE HPCI STEAMLINE TO THE RHR HEAT EXCHANGER.

P.O. NO: M-250A

FUNCTION: THIS MODE OF OPERATION, STEAM CONDENSATION, IS USED ONLY WHEN THE REACTOR VESSEL IS ISOLATED FROM THE MAIN CONDENSER DURING NORMAL PLANT HOT STANDBY. ACCIDENT: IF LOCA OR HELB OCCURS WHEN THE VALVES ARE OPEN, THEY WILL CLOSE AUTOMATICALLY ON A CONTAINMENT ISOLATION SIGNAL. THE VALVES SHOULD BE OPERATIONAL FOR 1 HOUR AFTER LOCA OR HELB.

SUBMERGENCE: N/A

CHEMICAL SPRAY: N/A

PARAMETER	ENVIRONMENT		DOCUMENTATION REFERENCE		QUALIFICATION	OUTSTANDING ITEMS	INTERFACES: CABLES: EQRR 22
	SPECIFICATION	QUALIFICATION	SPECIFICATION	QUALIFICATION	METHOD		
OPERATING TIME	1 HOUR	30 DAYS	78	119	TEST		
TEMPERATURE (F)	275 (I)	450	85	119	TEST		MAINTENANCE REQUIREMENTS: APPENDIX C OF ASCO REPORT AQR-67368/ REV. 0 (REF. 119)
PRESSURE (PSIA)	16.2 (I)	60.7	85	119	TEST		
RELATIVE HUMIDITY (%)	100 (I)	100	85	119	TEST		
RADIATION	6.27 E5	2.05 E8 G	85	119	TEST		REMARKS:
AGING	40 YRS.	40 YRS.	N/A	119	TEST & ANAL.		

DEFICIENCY RESOLUTION:

PREPARED BY: RDC DATE: 09/30/83 REVISION DATE: 12/12/83

FACILITY: LGS UNIT: 1 DOCKET: 50-352 EQRR: 56

REVIEWED BY: FMV DATE: 12/12/83

SYSTEM: RESIDUAL HEAT REMOVAL

ACCY: SPEC: N/A
DEMON: N/A
REF: N/A

LOCATION: ROOM 204

PLANT ID: PV-C-51-1F051B

RACK/PANEL: N/A

COMPONENT: PILOT SOLENOID VALVE
ASSOC COMP: AIR OPERATOR
ASSOC COMP: N/A

MODEL NO.: NP8320A187E
ASSOC M/N: N/A
ASSOC M/N: N/A

ASSOC. DWG: LOC: M-0724
P&ID: M-51

MANUFACTU: AUTOMATIC SWITCH COMPANY
ASSOC MANF: N/A
ASSOC MANF: N/A

SERIAL NO: N/A
ASSOC S/N: N/A
ASSOC S/N: N/A

SERVICE: NORMAL: NORMALLY CLOSED. VALVES ARE OPENED MANUALLY BY A REMOTE SWITCH IN THE CONTROL ROOM TO PERMIT AND CONTROL THE FLOW OF STEAM FROM THE HPCI STEAMLINE TO THE RHR HEAT EXCHANGER.

P.O. NO: M-250A

FUNCTION: THIS MODE OF OPERATION, STEAM CONDENSATION, IS USED ONLY WHEN THE REACTOR VESSEL IS ISOLATED FROM THE MAIN CONDENSER DURING NORMAL PLANT HOT STANDBY. ACCIDENT: IF LOCA OR HELB OCCURS WHEN THE VALVES ARE OPEN, THEY WILL CLOSE AUTOMATICALLY ON A CONTAINMENT ISOLATION SIGNAL. THE VALVES SHOULD BE OPERATIONAL FOR 1 HOUR AFTER LOCA OR HELB.

SUBMERGENCE: N/A

CHEMICAL SPRAY: N/A

PARAMETER	ENVIRONMENT		DOCUMENTATION REFERENCE		QUALIFICATION	OUTSTANDING ITEMS	INTERFACES: CABLES: EQRR 22
	SPECIFICATION	QUALIFICATION	SPECIFICATION	QUALIFICATION	METHOD		
OPERATING TIME	1 HOUR	30 DAYS	78	119	TEST		
TEMPERATURE (F)	275 (I)	450	85	119	TEST		MAINTENANCE REQUIREMENTS: APPENDIX C OF ASCO REPORT AQR-67368/ REV. 0 (REF. 119)
PRESSURE (PSIA)	16.2 (I)	60.7	85	119	TEST		
RELATIVE HUMIDITY (%)	100 (I)	100	85	119	TEST		
RADIATION	6.27 E5	2.05 E8	85	119	TEST		REMARKS:
AGING	40 YRS.	40 YRS.	N/A	119	TEST & ANAL.		

DEFICIENCY RESOLUTION:

PREPARED BY: FMV DATE: 03/08/84 REVISION DATE: 03/08/84

FACILITY: LGS UNIT: 1 DOCKET: 50-352 EQRR: 179

REVIEWED BY: WJB DATE: 03/08/84

SYSTEM: RESIDUAL HEAT REMOVAL

ACCY: SPEC: +-0.75%
DEMON: +0.64%
REF: 122, APP. C/P.C-20

LOCATION: ROOM 309

PLANT ID: TE-51-1N027A

RACK/PANEL: N/A

COMPONENT: TEMPERATURE ELEMENT
ASSOC COMP: N/A
ASSOC COMP: N/A

MODEL NO.: T4B250U-14.5A5
ASSOC M/N: N/A
ASSOC M/N: N/A

ASSOC. DWG: E-1160 SH. 2
P&ID: M-51

MANUFACTU: WEED INSTRUMENT COMPANY
ASSOC MANF: N/A
ASSOC MANF: N/A

SERIAL NO: N/A
ASSOC S/N: N/A
ASSOC S/N: N/A

SERVICE: RHR HEAT EXCHANGER OUTLET TEMP.

P.O. NO: M-267

FUNCTION: PROVIDES SIGNAL TO TT-51-127A FOR CONTROL ROOM INDICATION.

SUBMERGENCE: N/A

CHEMICAL SPRAY: N/A

PARAMETER	ENVIRONMENT		DOCUMENTATION REFERENCE		QUALIFICATION	OUTSTANDING ITEMS	INTERFACES: CABLE: EQRR 22
	SPECIFICATION	QUALIFICATION	SPECIFICATION	QUALIFICATION	METHOD		
OPERATING TIME	180 DAYS	180 DAYS	27	122,175	TEST & ANAL.		
TEMPERATURE (F)	264	485	85	122,175	TEST & ANAL.		MAINTENANCE REQUIREMENTS:
PRESSURE (PSIA)	16.1	84.7	85	122,175	TEST & ANAL.		
RELATIVE HUMIDITY (%)	100	100	85	122,175	TEST & ANAL.		
RADIATION	5.4 E6	3.03 E8	85	122,175	TEST & ANAL.		REMARKS:
AGING	40 YRS.	40 YRS.	N/A	122,175,601	TEST & ANAL.		

DEFICIENCY RESOLUTION:

PREPARED BY: FMV DATE: 03/08/84 REVISION DATE: 03/08/84

FACILITY: LGS UNIT: 1 DOCKET: 50-352 EQRR: 179

REVIEWED BY: WJB DATE: 03/08/84

SYSTEM: RESIDUAL HEAT REMOVAL

ACCY: SPEC: +-0.75%
DEMON: +0.64%
REF: 122, APP. C/P.C-20

LOCATION: ROOM 309

PLANT ID: TE-51-1N027B

RACK/PANEL: N/A

COMPONENT: TEMPERATURE ELEMENT
ASSOC COMP: N/A
ASSOC COMP: N/A

MODEL NO.: T48250U-14.5AS
ASSOC M/N: N/A
ASSOC M/N: N/A

ASSOC. DWG: E-1161 SH. 1
P&ID: M-51

MANUFACTU: WEED INSTRUMENT COMPANY
ASSOC MANF: N/A
ASSOC MANF: N/A

SERIAL NO: N/A
ASSOC S/N: N/A
ASSOC S/N: N/A

SERVICE: RHR HEAT EXCHANGER OUTLET TEMP.

P.O. NO: M-267

FUNCTION: PROVIDES SIGNAL TO TT-51-127B FOR CONTROL ROOM INDICATION.

SUBMERGENCE: N/A

CHEMICAL SPRAY: N/A

PARAMETER	ENVIRONMENT		DOCUMENTATION REFERENCE		QUALIFICATION	OUTSTANDING ITEMS	INTERFACES: CABLE: EQRR 22
	SPECIFICATION	QUALIFICATION	SPECIFICATION	QUALIFICATION	METHOD		
OPERATING TIME	180 DAYS	180 DAYS	27	122,175	TEST & ANAL.		
TEMPERATURE (F)	264	485	85	122,175	TEST & ANAL.		MAINTENANCE REQUIREMENTS:
PRESSURE (PSIA)	16.1	84.7	85	122,175	TEST & ANAL.		
RELATIVE HUMIDITY (%)	100	100	85	122,175	TEST & ANAL.		
RADIATION	5.4 E6	3.03 E8	85	122,175	TEST & ANAL.		REMARKS:
AGING	40 YRS.	40 YRS.	N/A	122,175,601	TEST & ANAL.		

DEFICIENCY RESOLUTION:

PREPARED BY: FMV DATE: 03/08/84 REVISION DATE: 03/08/84

FACILITY: LGS UNIT: 1 DOCKET: 50-352 EQRR: 179

REVIEWED BY: WJB DATE: 03/08/84

SYSTEM: RESIDUAL HEAT REMOVAL

PLANT ID: TE-51-105A

COMPONENT: TEMPERATURE ELEMENT
ASSOC COMP: N/A
ASSOC COMP: N/A

MANUFACTU: WEED INSTRUMENT COMPANY
ASSOC MANF: N/A
ASSOC MANF: N/A

SERVICE: RHR HEAT EXCHANGER INLET TEMP.

FUNCTION: PROVIDES SIGNAL TO TT-51-105A FOR CONTROL ROOM INDICATION. FOR OPERATOR INFORMATION.

ACCY: SPEC: +-0.75%
DEMON: +0.64%
REF: 122, APP.C/P.C-20

MODEL NO.: T4B250U-10.75AS
ASSOC M/N: N/A
ASSOC M/N: N/A

SERIAL NO: N/A
ASSOC S/N: N/A
ASSOC S/N: N/A

LOCATION: ROOM 102

RACK/PANEL: N/A

ASSOC. DWG: M-0227
P&ID: M-51

P.O. NO: M-267

SUBMERGENCE: N/A

CHEMICAL SPRAY: N/A

PARAMETER	ENVIRONMENT		DOCUMENTATION REFERENCE		QUALIFICATION	OUTSTANDING ITEMS	INTERFACES: CABLE: EQRR 22
	SPECIFICATION	QUALIFICATION	SPECIFICATION	QUALIFICATION	METHOD		
OPERATING TIME	180 DAYS	180 DAYS	27	122,175	TEST & ANAL.		
TEMPERATURE (F)	275	485	85	122,175	TEST & ANAL.		MAINTENANCE REQUIREMENTS:
PRESSURE (PSIA)	16.2	84.7	85	122,175	TEST & ANAL.		
RELATIVE HUMIDITY (%)	100	100	85	122,175	TEST & ANAL.		
RADIATION	5.29 E6	3.03 E8	85	122,175	TEST & ANAL.		REMARKS:
AGING	40 YRS.	40 YRS.	N/A	122,175,601	TEST & ANAL.		

DEFICIENCY RESOLUTION:

PREPARED BY: FMV DATE: 03/08/84 REVISION DATE: 03/08/84

FACILITY: LGS UNIT: 1 DOCKET: 50-352 EQRR: 179

REVIEWED BY: WJB DATE: 03/08/84

SYSTEM: RESIDUAL HEAT REMOVAL

PLANT ID: TE-51-105B

COMPONENT: TEMPERATURE ELEMENT
ASSOC COMP: N/A
ASSOC COMP: N/A

MANUFACTU: WEED INSTRUMENT COMPANY
ASSOC MANF: N/A
ASSOC MANF: N/A

SERVICE: RHR HEAT EXCHANGER INLET TEMP.

FUNCTION: PROVIDES SIGNAL TO TT-51-105B FOR CONTROL ROOM INDICATION. FOR OPERATOR INFORMATION.

ACCY: SPEC: +-.0.75%
DEMON: +0.64%
REF: 122, APP. C/P.C-20

MODEL NO.: T4B250U-10.75AS
ASSOC M/N: N/A
ASSOC M/N: N/A

SERIAL NO: N/A
ASSOC S/N: N/A
ASSOC S/N: N/A

LOCATION: ROOM 103

RACK/PANEL: N/A

ASSOC. DWG: M-0237
P&ID: M-51

P.O. NO: M-267

SUBMERGENCE: N/A

CHEMICAL SPRAY: N/A

PARAMETER	ENVIRONMENT		DOCUMENTATION REFERENCE		QUALIFICATION	OUTSTANDING ITEMS	INTERFACES: CABLE: EQRR 22
	SPECIFICATION	QUALIFICATION	SPECIFICATION	QUALIFICATION	METHOD		
OPERATING TIME	180 DAYS	180 DAYS	27	122,175	TEST & ANAL.		
TEMPERATURE (F)	275	485	85	122,175	TEST & ANAL.		MAINTENANCE REQUIREMENTS:
PRESSURE (PSIA)	16.2	84.7	85	122,175	TEST & ANAL.		
RELATIVE HUMIDITY (%)	100	100	85	122,175	TEST & ANAL.		
RADIATION	5.29 E6	3.03 E8	85	122,175	TEST & ANAL.		REMARKS:
AGING	40 YRS.	40 YRS.	N/A	122,175,601	TEST & ANAL.		

DEFICIENCY RESOLUTION:

PREPARED BY: RDC DATE: 09/21/83 REVISION DATE: 01/03/84

FACILITY: LGS UNIT: 1 DOCKET: 50-352 EQRR: 159

REVIEWED BY: FMV DATE: 01/03/84

SYSTEM: RESIDUAL HEAT REMOVAL

PLANT ID: 51-LT-1AC240

ACCY: SPEC: N/A
DEMON: N/A
REF: N/A

LOCATION: ROOM 207

RACK/PANEL: 1AC240

COMPONENT: INDICATING LAMP
ASSOC COMP: N/A
ASSOC COMP: N/A

MODEL NO.: ET-6 SERIES
ASSOC M/N: N/A
ASSOC M/N: N/A

ASSOC. DWG: LOC: E-1156
P&ID: M-51
ELEC: E-508

MANUFACTU: GENERAL ELECTRIC COMPANY
ASSOC MANF: N/A
ASSOC MANF: N/A

SERIAL NO:
ASSOC S/N: N/A
ASSOC S/N: N/A

SERVICE: RESIDUAL HEAT VALVES
HV-51-156A, HV-51-157A, AND HV-51-158A.

P.O. NO: M-66

FUNCTION: COMPONENT INCLUDED IN CLASS 1E CIRCUIT.
NO ACTIVE POST LOCA SAFETY FUNCTION.

SUBMERGENCE: N/A

CHEMICAL SPRAY: N/A

PARAMETER	ENVIRONMENT		DOCUMENTATION REFERENCE		QUALIFICATION	OUTSTANDING ITEMS	INTERFACES:
	SPECIFICATION	QUALIFICATION	SPECIFICATION	QUALIFICATION	METHOD		
OPERATING TIME	180 DAYS	180 DAYS	78,143	144	TEST & ANAL.		
TEMPERATURE (F)	120	135	85	144	TEST & ANAL.		MAINTENANCE REQUIREMENTS: REFERENCE 144
PRESSURE (PSIA)	14.7	14.7	85	144	TEST		
RELATIVE HUMIDITY (%)	90	90	85	144	TEST		
RADIATION	3.70 E6	3.93 E7	143	144	TEST		REMARKS:
AGING	40 YRS.	40 YRS.	N/A	144	TEST & ANAL.		

DEFICIENCY RESOLUTION:

PREPARED BY: RDC DATE: 09/21/83 REVISION DATE: 01/03/84

FACILITY: LGS UNIT: 1 DOCKET: 50-352 EQRR: 159

REVIEWED BY: FMV DATE: 01/03/84

SYSTEM: RESIDUAL HEAT REMOVAL

ACCY: SPEC: N/A
DEMON: N/A
REF: N/A

LOCATION: ROOM 402

PLANT ID: 51-LT-1BC240

RACK/PANEL: 1BC240

COMPONENT: INDICATING LAMP
ASSOC COMP: N/A
ASSOC COMP: N/A

MODEL NO.: ET-6 SERIES
ASSOC M/N: N/A
ASSOC M/N: N/A

ASSOC. DWG: LOC: E-1156
P&ID: M-51
ELEC: E-508

MANUFACTU: GENERAL ELECTRIC COMPANY
ASSOC MANF: N/A
ASSOC MANF: N/A

SERIAL NO:
ASSOC S/N: N/A
ASSOC S/N: N/A

SERVICE: RESIDUAL HEAT VALVES
HV-51-156B, HV-51-157B, AND HV-51-158B.

P.O. NO: M-66

FUNCTION: COMPONENT INCLUDED IN CLASS 1E CIRCUIT.
NO ACTIVE POST LOCA SAFETY FUNCTION.

SUBMERGENCE: N/A

CHEMICAL SPRAY: N/A

PARAMETER	ENVIRONMENT		DOCUMENTATION REFERENCE		QUALIFICATION	OUTSTANDING ITEMS	INTERFACES:
	SPECIFICATION	QUALIFICATION	SPECIFICATION	QUALIFICATION	METHOD		
OPERATING TIME	180 DAYS	180 DAYS	78,143	144	TEST & ANAL.		
TEMPERATURE (F)	120	135	85	144	TEST & ANAL.		MAINTENANCE REQUIREMENTS: REFERENCE 144
PRESSURE (PSIA)	14.7	14.7	85	144	TEST		
RELATIVE HUMIDITY (%)	90	90	85	144	TEST		
RADIATION	4.19 E6	3.93 E7	143	144	TEST		REMARKS:
AGING	40 YRS.	40 YRS.	N/A	144	TEST & ANAL.		

DEFICIENCY RESOLUTION:

PREPARED BY: DJT DATE: 09/02/83 REVISION DATE: 09/02/83

FACILITY: LGS UNIT: 1 DOCKET: 50-352 EQRR: P501

REVIEWED BY: WJB DATE: 10/05/83

SYSTEM: RESIDUAL HEAT REMOVAL

ACCY: SPEC: N/A
DEMON: N/A
REF: N/A

LOCATION: ROOM 102

PLANT ID: 51-1AP202

RACK/PANEL: LOC-000

COMPONENT: PUMP MOTOR
ASSOC COMP: PUMP
ASSOC COMP: N/A

MODEL NO.: 5K6348XC53A
ASSOC M/N: 34APKD-4
ASSOC M/N: N/A

ASSOC. DWG: LOC: M-0717
P&ID: M-51, SHT. 2
CCP: 23,406

MANUFACTU: GENERAL ELECTRIC COMPANY
ASSOC MANF: INGERSOLL-RAND
ASSOC MANF: N/A

SERIAL NO: EHJ517002
ASSOC S/N: 077178
ASSOC S/N: N/A

MPL: E11-

SERVICE: RESIDUAL HEAT REMOVAL PUMP MOTOR.

P.O. NO: M-001

FUNCTION: PROVIDES MOTIVE FORCE FOR PUMP 51-1AP202. LOCA AND ALL LINE BREAKS.

SUBMERGENCE: N/A

CHEMICAL SPRAY: N/A

PARAMETER	ENVIRONMENT		DOCUMENTATION REFERENCE		QUALIFICATION	OUTSTANDING ITEMS	INTERFACES:
	SPECIFICATION	QUALIFICATION	SPECIFICATION	QUALIFICATION	METHOD		
OPERATING TIME	180 DAYS	180 DAYS	78	804	TEST & ANAL.		
TEMPERATURE (F)	120	250	85	804	TEST & ANAL.		MAINTENANCE REQUIREMENTS: REF. 804.
PRESSURE (PSIA)	14.7	80.7	85	804	TEST & ANAL.		
RELATIVE HUMIDITY (%)	90	STEAM	85	804	TEST & ANAL.		
RADIATION	5.29 E6	5.50 E6	85	804	TEST & ANAL.		REMARKS:
AGING	40 YRS.	16 YRS.	N/A	804	TEST & ANAL.		

DEFICIENCY RESOLUTION:

PREPARED BY: DJT DATE: 09/02/83 REVISION DATE: 09/02/83

FACILITY: LGS UNIT: 1 DOCKET: 50-352 EQRR: P502

REVIEWED BY: WJB DATE: 10/05/83

SYSTEM: RESIDUAL HEAT REMOVAL

ACCY: SPEC: N/A
DEMON: N/A
REF: N/A

LOCATION: ROOM 103

PLANT ID: 51-1BP202

RACK/PANEL: LOC-000

COMPONENT: PUMP MOTOR
ASSOC COMP: PUMP
ASSOC COMP: N/A

MODEL NO.: 5K6348XC53A
ASSOC M/N: 34APKD-4
ASSOC M/N: N/A

ASSOC. DWG: LOC: M-0723
P&ID: M-51, SHT. 1
CCP: 23,406

MANUFACTU: GENERAL ELECTRIC COMPANY
ASSOC MANF: INGERSOLL-RAND
ASSOC MANF: N/A

SERIAL NO: EHJ517001
ASSOC S/N: 077181
ASSOC S/N: N/A

MFL: E11-

SERVICE: RESIDUAL HEAT REMOVAL PUMP MOTOR.

P.O. NO: M-001

FUNCTION: PROVIDES MOTIVE FORCE
FOR PUMP 51-1BP202. LOCA AND ALL LINE BREAKS.

SUBMERGENCE: N/A

CHEMICAL SPRAY: N/A

PARAMETER	ENVIRONMENT		DOCUMENTATION REFERENCE		QUALIFICATION	OUTSTANDING ITEMS	INTERFACES:
	SPECIFICATION	QUALIFICATION	SPECIFICATION	QUALIFICATION	METHOD		
OPERATING TIME	180 DAYS	180 DAYS	78	804	TEST & ANAL.		
TEMPERATURE (F)	120	250	85	804	TEST & ANAL.		MAINTENANCE REQUIREMENTS: REF. 804.
PRESSURE (PSIA)	14.7	80.7	85	804	TEST & ANAL.		
RELATIVE HUMIDITY (%)	90	STEAM	85	804	TEST & ANAL.		
RADIATION	5.29 E6	5.50 E6	85	804	TEST & ANAL.		REMARKS:
AGING	40 YRS.	16 YRS.	N/A	804	TEST & ANAL.		

DEFICIENCY RESOLUTION:

PREPARED BY: DJT DATE: 09/02/83 REVISION DATE: 09/02/83

FACILITY: LGS UNIT: 1 DOCKET: 50-352 EQRR: P503

REVIEWED BY: WJB DATE: 10/05/83

SYSTEM: RESIDUAL HEAT REMOVAL

ACCY: SPEC: N/A
DEMON: N/A
REF: N/A

LOCATION: ROOM 102

PLANT ID: 51-1CP202

RACK/PANEL: LOC-000

COMPONENT: PUMP MOTOR
ASSOC COMP: PUMP
ASSOC COMP: N/A

MODEL NO.: 5K6348XC53A
ASSOC M/N: 34APKD-4
ASSOC M/N: N/A

ASSOC. DWG: LOC: M-0717
P&ID: M-51, SHT. 2

MANUFACTU: GENERAL ELECTRIC COMPANY
ASSOC MANF: INGERSOLL-RAND
ASSOC MANF: N/A

SERIAL NO: ENJ517003
ASSOC S/N: 077179
ASSOC S/N: N/A

CCP: 23,
MPL: E11-

SERVICE: RESIDUAL HEAT REMOVAL PUMP MOTOR.

P.O. NO: M-001

FUNCTION: PROVIDES MOTIVE FORCE FOR PUMP 51-1CP202. LOCA AND ALL LINE BREAKS.

SUBMERGENCE: N/A

CHEMICAL SPRAY: N/A

PARAMETER	ENVIRONMENT		DOCUMENTATION REFERENCE		QUALIFICATION	OUTSTANDING ITEMS	INTERFACES:
	SPECIFICATION	QUALIFICATION	SPECIFICATION	QUALIFICATION	METHOD		
OPERATING TIME	180 DAYS	180 DAYS	78	804	TEST & ANAL.		
TEMPERATURE (F)	120	250	85	804	TEST & ANAL.		MAINTENANCE REQUIREMENTS: REF. 804.
PRESSURE (PSIA)	14.7	80.7	85	804	TEST & ANAL.		
RELATIVE HUMIDITY (%)	90	STEAM	85	804	TEST & ANAL.		
RADIATION	5.29 E6	5.50 E6	85	804	TEST & ANAL.		REMARKS:
AGING	40 YRS.	16 YRS.	N/A	804	TEST & ANAL.		

DEFICIENCY RESOLUTION:

PREPARED BY: DJT DATE: 09/02/83 REVISION DATE: 09/02/83

FACILITY: LGS UNIT: 1 DOCKET: 50-352 EQRR: P504

REVIEWED BY: WJB DATE: 10/05/83

SYSTEM: RESIDUAL HEAT REMOVAL

PLANT ID: 51-1DP202

COMPONENT: PUMP MOTOR
ASSOC COMP: PUMP
ASSOC COMP: N/A

MANUFACTU: GENERAL ELECTRIC COMPANY
ASSOC MANF: INGERSOLL-RAND
ASSOC MANF: N/A

SERVICE: RESIDUAL HEAT REMOVAL PUMP MOTOR.

FUNCTION: PROVIDES MOTIVE FORCE
FOR PUMP 51-1DP202. LOCA AND ALL LINE BREAKS.

ACCY: SPEC: N/A
DEMON: N/A
REF: N/A

MODEL NO.: 5K6348XC53A
ASSOC M/N: 34APKD-4
ASSOC M/N: N/A

SERIAL NO: MHJ809002
ASSOC S/N: 077180
ASSOC S/N: N/A

LOCATION: ROOM 103

RACK/PANEL: LOC-000

ASSOC. DWG: LOC: M-0723
P&ID: M-51

CCP: 23,
MPL: E11-

P.O. NO: M-001

SUBMERGENCE: N/A

CHEMICAL SPRAY: N/A

PARAMETER	ENVIRONMENT		DOCUMENTATION REFERENCE		QUALIFICATION	OUTSTANDING ITEMS	INTERFACES:
	SPECIFICATION	QUALIFICATION	SPECIFICATION	QUALIFICATION	METHOD		
OPERATING TIME	180 DAYS	180 DAYS	78	804	TEST & ANAL.		
TEMPERATURE (F)	120	250	85	804	TEST & ANAL.		MAINTENANCE REQUIREMENTS: REF. 804.
PRESSURE (PSIA)	14.7	80.7	85	804	TEST & ANAL.		
RELATIVE HUMIDITY (%)	90	STEAM	85	804	TEST & ANAL.		
RADIATION	5.29 E6	5.50 E6	85	804	TEST & ANAL.		REMARKS:
AGING	40 YRS.	16 YRS.	N/A	804	TEST & ANAL.		

DEFICIENCY RESOLUTION:

PREPARED BY: FMV DATE: 03/13/84 REVISION DATE: 03/13/84

FACILITY: LGS UNIT: 1 DOCKET: 50-352 EQRR: 123

REVIEWED BY: WJB DATE: 03/13/84

SYSTEM: SAFEGUARD PIPING FILL SYSTEM

ACCY: SPEC: N/A
DEMON: N/A
REF: N/A

LOCATION: ROOM 506

PLANT ID: HV-41-130A

RACK/PANEL: N/A
N/A

COMPONENT: VALVE ACTUATOR

MODEL NO.: SMB-000-5

ASSOC COMP: N/A

ASSOC M/N: N/A

ASSOC. DWG: M-210

ASSOC COMP: N/A

ASSOC M/N: N/A

MANUFACTR: LIMITORQUE

SERIAL NO: N/A

ASSOC MANF: N/A

ASSOC S/N: N/A

ASSOC MANF: N/A

ASSOC S/N: N/A

SERVICE: SAFEGUARD PIPING

P.O. NO: P-114A

FUNCTION: VALVE IS OPEN WITHIN THE FIRST HR OF A LOCA.
VALVES PROVIDE A WATER SEAL TO CHECKVALVES
MO-41-1F074A,B TO PREVENT BYPASS LEAKAGE.
NOT REQUIRED FOR HELB.

SUBMERGENCE: N/A

CHEMICAL SPRAY: N/A
N/A

PARAMETER	ENVIRONMENT		DOCUMENTATION REFERENCE		QUALIFICATION		INTERFACES:
	SPECIFICATION	QUALIFICATION	SPECIFICATION	QUALIFICATION	METHOD	OUTSTANDING ITEMS	LUGS: EQRR 171 CABLE: EQRR 22
OPERATING TIME	1 HR.	30 DAYS	27	58,55	TEST		
TEMPERATURE (F)	120	340	85	55,58	TEST		MAINTENANCE REQUIREMENTS:
PRESSURE (PSIA)	14.7	119.7	85	55,58	TEST		
RELATIVE HUMIDITY (%)	100	100	85	55,58	TEST		
RADIATION	3.70 E6	2.04 E8	85	55,58	TEST		REMARKS:
AGING	40 YRS.	40 YRS.	N/A	55,58,P-123-2	TEST & ANAL.		

DEFICIENCY RESOLUTION:

PREPARED BY: FMV DATE: 03/13/84 REVISION DATE: 03/13/84

FACILITY: LGS UNIT: 1 DOCKET: 50-352 EQRR: 123

REVIEWED BY: WJB DATE: 03/13/84

SYSTEM: SAFEGUARD PIPING FILL SYSTEM

ACCY: SPEC: N/A
DEMON: N/A
REF: N/A

LOCATION: ROOM 406

PLANT ID: HV-41-130B

RACK/PANEL: N/A
N/A

COMPONENT: VALVE ACTUATOR
ASSOC COMP: N/A
ASSOC COMP: N/A

MODEL NO.: SMB-000-5
ASSOC M/N: N/A
ASSOC M/N: N/A

ASSOC. DWG: M-221

MANUFACTU: LIMITORQUE
ASSOC MANF: N/A
ASSOC MANF: N/A

SERIAL NO: N/A
ASSOC S/N: N/A
ASSOC S/N: N/A

SERVICE: SAFEGUARD PIPING

P.O. NO: P-114A

FUNCTION: VALVE IS OPEN WITHIN THE FIRST HR. OF A LOCA.
VALVES PROVIDE A WATER SEAL TO CHECKVALVES
MO-41-1F074A,B, TO PREVENT BYPASS LEAKAGE.
NOT REQUIRED FOR HELB.

SUBMERGENCE: N/A

CHEMICAL SPRAY: N/A
N/A

PARAMETER	ENVIRONMENT		DOCUMENTATION REFERENCE		QUALIFICATION	OUTSTANDING ITEMS	INTERFACES: LUGS: EQRR 171 CABLE: EQRR 22
	SPECIFICATION	QUALIFICATION	SPECIFICATION	QUALIFICATION	METHOD		
OPERATING TIME	1 HR.	30 DAYS	27	55,58	TEST		
TEMPERATURE (F)	120	340	85	55,58	TEST		MAINTENANCE REQUIREMENTS:
PRESSURE (PSIA)	14.7	119.7	85	55,58	TEST		
RELATIVE HUMIDITY (%)	100	100	85	55,58	TEST		
RADIATION	3.70 E6	2.04 E8	85	55,58	TEST		REMARKS:
AGING	40 YRS.	40 YRS.	N/A	55,58,P-123-2	TEST & ANAL.		

DEFICIENCY RESOLUTION:

PREPARED BY: RDC DATE: 05/05/83 REVISION DATE: 09/28/83

FACILITY: LGS UNIT: 1 DOCKET: 50-352 EQRR: 123

REVIEWED BY: FMV DATE: 09/28/83

SYSTEM: SAFEGUARD PIPING FILL SYSTEM

ACCY: SPEC: N/A
DEMON: N/A
REF: N/A

LOCATION: ROOM 506A

PLANT ID: HV-41-133A

RACK/PANEL: N/A

COMPONENT: MOTOR OPERATOR
ASSOC COMP: VALVE
ASSOC COMP: N/A

MODEL NO.: SMB-000-5
ASSOC M/N: N/A
ASSOC M/N: N/A

ASSOC. DWG: LOC: M-210
P&ID: M-41

MANUFACTU: LIMITORQUE
ASSOC MANF: ROCKWELL
ASSOC MANF: N/A

SERIAL NO: N/A
ASSOC S/N: N/A
ASSOC S/N: N/A

SERVICE: VALVE PROVIDES A WATER PRESSURE SEAL TO CHECK VALVE HV-41-1F074A TO PREVENT BYPASS LEAKAGE. NORMALLY CLOSED.

P.O. NO: P-114A

FUNCTION: OPENED MANUALLY WITHIN THE FIRST HOUR POST-LOCA. NOT REQUIRED FOR HELB.

SUBMERGENCE: N/A

CHEMICAL SPRAY: N/A

PARAMETER	ENVIRONMENT		DOCUMENTATION REFERENCE		QUALIFICATION	OUTSTANDING ITEMS	INTERFACES:
	SPECIFICATION	QUALIFICATION	SPECIFICATION	QUALIFICATION	METHOD		LUGS: EQRR 171 CABLE: EQRR 21 & 22
OPERATING TIME	1 HR.	16 DAYS	508	56,104	TEST		
TEMPERATURE (F)	115	250	85	56,104	TEST		MAINTENANCE REQUIREMENTS:
PRESSURE (PSIA)	14.7	39.7	85	56,104	TEST		REFERENCE 128, PARA. 4.1, 7.0, AND APPENDIX A.
RELATIVE HUMIDITY (%)	90	100	85	56,104	TEST		
RADIATION	8.85 E4	2.00 E7	85	56,104	TEST		REMARKS:
AGING	40 YRS.	40 YRS.	N/A	56,104,616	TEST & ANAL		

DEFICIENCY RESOLUTION:

PREPARED BY: RDC DATE: 05/05/83 REVISION DATE: 09/28/83

FACILITY: LGS UNIT: 1 DOCKET: 50-352 EQRR: 123

REVIEWED BY: FMV DATE: 09/28/83

SYSTEM: SAFEGUARD PIPING FILL SYSTEM

PLANT ID: HV-41-133B

COMPONENT: MOTOR OPERATOR
ASSOC COMP: VALVE
ASSOC COMP: N/A

MANUFACTU: LIMITORQUE
ASSOC MANF: ROCKWELL
ASSOC MANF: N/A

ACCY: SPEC. N/A
DEMON: N/A
REF: N/A

MODEL NO.: SMB-000-5
ASSOC M/N: N/A
ASSOC M/N: N/A

SERIAL NO: N/A
ASSOC S/N: N/A
ASSOC S/N: N/A

LOCATION: ROOM 406

RACK/PANEL: N/A

ASSOC. DWG: LOC: M-221
P&ID: M-41

SERVICE: VALVE PROVIDES A WATER PRESSURE SEAL TO CHECK VALVE HV-41-1F074B. PREVENTS BYPASS LEAKAGE. NORMALLY CLOSED.

P.O. NO: P-114A

FUNCTION: OPENED MANUALLY WITH THE FIRST HOUR POST-LOCA. NOT REQUIRED FOR HELB.

SUBMERGENCE: N/A

CHEMICAL SPRAY: N/A

PARAMETER	ENVIRONMENT		DOCUMENTATION REFERENCE		QUALIFICATION	OUTSTANDING ITEMS	INTERFACES: LUGS: EQRR 171 CABLE: EQRR 21 & 22
	SPECIFICATION	QUALIFICATION	SPECIFICATION	QUALIFICATION	METHOD		
OPERATING TIME	1 HR.	16 DAYS	508	56,104	TEST		
TEMPERATURE (F)	115	250	85	56,104	TEST		MAINTENANCE REQUIREMENTS:
PRESSURE (PSIA)	14.7	39.7	85	56,104	TEST		REFERENCE 128, PARA. 4.1, 7.0, AND APPENDIX A.
RELATIVE HUMIDITY (%)	90	100	85	56,104	TEST		
RADIATION	7.00 E6	2.00 E7	85 (TABLE 2)	56,104	TEST		REMARKS:
AGING	40 YRS.	40 YRS.	N/A	56,104,616	TEST & ANAL		

DEFICIENCY RESOLUTION:

PREPARED BY: RDC DATE: 06/01/83 REVISION DATE: 08/01/83

FACILITY: LGS UNIT: 1 DOCKET: 50-352 EQRR: 73

REVIEWED BY: FMV DATE: 04/12/84

SYSTEM: SAFEGUARD PIPING FILL SYSTEM

ACCY: SPEC: N/A
DEMON: N/A
REF: N/A

LOCATION: ROOM 110

PLANT ID: 52-1AP256

RACK/PANEL: N/A

COMPONENT: MOTOR
ASSOC COMP: PUMP
ASSOC COMP: N/A

MODEL NO.: FRAME 184T
ASSOC M/N: TYPE N3
ASSOC M/N: N/A

ASSOC. DWG: LOC: M-0116
P&ID: M-52

MANUFACTU: WESTINGHOUSE
ASSOC MANF: N/A
ASSOC MANF: N/A

SERIAL NO: N/A
ASSOC S/N: N/A
ASSOC S/N: N/A

SERVICE: SAFEGUARD PIPING FILL SYSTEM.

P.O. NO: M-164

FUNCTION: PROVIDE MOTIVE FORCE FOR ASSOCIATED PUMP. INTERMITTENT DUTY. REQUIRED FOR LOCA AND ALL HELBS.

SUBMERGENCE: N/A

CHEMICAL SPRAY: N/A

PARAMETER	ENVIRONMENT		DOCUMENTATION REFERENCE		QUALIFICATION	OUTSTANDING ITEMS	INTERFACES:
	SPECIFICATION	QUALIFICATION	SPECIFICATION	QUALIFICATION	METHOD		CABLE: EQRR 22
OPERATING TIME	180 DAYS	180 DAYS	78,508	48, NOTE 3	ANALYSIS		
TEMPERATURE (F)	115	140	85	48	TEST		MAINTENANCE REQUIREMENTS: REF. 701-MOTOR BEARINGS MUST BE REPLACED EVERY 14 YRS. TO MAINTAIN 40 YR. QUALIFIED LIFE.
PRESSURE (PSIA)	14.7	14.7	85	48	TEST		
RELATIVE HUMIDITY (%)	90	100	85	48	TEST		
RADIATION	3.95 E6	2.00 E8	85	48	TEST		REMARKS:
AGING	40 YRS.	40 YRS.	N/A	48	TEST		

DEFICIENCY RESOLUTION:

PREPARED BY: RDC DATE: 06/01/83 REVISION DATE: 08/01/83

FACILITY: LGS UNIT: 1 DOCKET: 50-352 EQRR: 73

REVIEWED BY: FMV DATE: 04/12/84

SYSTEM: SAFEGUARD PIPING FILL SYSTEM

PLANT ID: 52-1BP256

ACCY: SPEC: N/A
DEMON: N/A
REF: N/A

LOCATION: ROOM 117

RACK/PANEL: N/A

COMPONENT: MOTOR
ASSOC COMP: PUMP
ASSOC COMP: N/A

MODEL NO.: FRAME 184T
ASSOC M/N: TYPE N3
ASSOC M/N: N/A

ASSOC. DWG: LOC: M-0116
P&ID: M-52

MANUFACTU: WESTINGHOUSE
ASSOC MANF: N/A
ASSOC MANF: N/A

SERIAL NO: 8105-01-001
ASSOC S/N: 827202
ASSOC S/N: N/A

SERVICE: SAFEGUARD PIPING FILL SYSTEM.

P.O. NO: M-164

FUNCTION: PROVIDE MOTIVE FORCE FOR ASSOCIATED PUMP. INTERMITTENT DUTY.
REQUIRED FOR LOCA AND ALL HELBS.

SUBMERGENCE: N/A

CHEMICAL SPRAY: N/A

PARAMETER	ENVIRONMENT		DOCUMENTATION REFERENCE		QUALIFICATION	OUTSTANDING ITEMS	INTERFACES:
	SPECIFICATION	QUALIFICATION	SPECIFICATION	QUALIFICATION	METHOD		CABLE: EQRR 22
OPERATING TIME	180 DAYS	180 DAYS	78,508	48, NOTE 3	ANALYSIS		
TEMPERATURE (F)	115	140	85	48	TEST		MAINTENANCE REQUIREMENTS: REF. 701-MOTOR BEARINGS MUST BE REPLACED EVERY 14 YRS. TO MAINTAIN 40 YR. QUALIFIED LIFE.
PRESSURE (PSIA)	14.7	14.7	85	48	TEST		
RELATIVE HUMIDITY (%)	90	100	85	48	TEST		
RADIATION	3.95 E6	2.00 E8	85	48	TEST		REMARKS: CHECK APPLICABILITY OF IE BULLETIN 83-05.
AGING	40 YRS.	40 YRS.	N/A	48	TEST		

DEFICIENCY RESOLUTION:

PREPARED BY: FMV DATE: 03/21/84 REVISION DATE: 03/21/84

FACILITY: LGS UNIT: 1 DOCKET: 50-352 EQRR: 219

REVIEWED BY: WJB DATE: 03/21/84

SYSTEM: SAFETY RELIEF VALVE POSITION INDICATION

ACCY: SPEC: N/A
DEMON: N/A
REF:

LOCATION: PRI. CONT.

PLANT ID: ZE-41-115A

RACK/PANEL: N/A

COMPONENT: SENSOR ASSEMBLY
ASSOC COMP: PRE-AMPLIFIER
ASSOC COMP: N/A

MODEL NO.: NDT-838-1
ASSOC M/N: N/A
ASSOC M/N: N/A

ASSOC. DWG: LOC: E-693
P&ID: M-41

MANUFACTU: NDT INTERNATIONAL
ASSOC MANF: NDT INTERNATIONAL
ASSOC MANF: N/A

SERIAL NO:
ASSOC S/N: N/A
ASSOC S/N: N/A

SERVICE: SRV POSITION INDICATION

P.O. NO: M-254

FUNCTION: PROVIDES INDICATION OF FLUID FLOW THROUGH THE SRV AND PROVIDES A SIGNAL TO THE PRE-AMPLIFIER LOCATED IN REACTOR BUILDING. REQUIRED FOR LOCA AND ALL HELBS.

SUBMERGENCE: N/A

CHEMICAL SPRAY: YES

PARAMETER	ENVIRONMENT		DOCUMENTATION REFERENCE		QUALIFICATION	OUTSTANDING ITEMS	INTERFACES: PROVIDED WITH UNIT-COAX CABLE.
	SPECIFICATION	QUALIFICATION	SPECIFICATION	QUALIFICATION	METHOD		
OPERATING TIME	180 DAYS	180 DAYS	78	624,626	TEST & ANAL.		
TEMPERATURE (F)	330	355	85	624	TEST		MAINTENANCE REQUIREMENTS: REFERENCE 624 PAGE XVII-49
PRESSURE (PSIA)	58.7	76.7	85	624	TEST		
RELATIVE HUMIDITY (%)	100	100	85	624	TEST		
RADIATION	6.39 E7	2.00 E8	85	624	TEST		REMARKS:
AGING	40 YRS.	40 YRS.	N/A	624	TEST & ANAL.		

DEFICIENCY RESOLUTION:

PREPARED BY: FMV DATE: 03/21/84 REVISION DATE: 03/21/84

FACILITY: LGS UNIT: 1 DOCKET: 50-352 EQRR: 219

REVIEWED BY: WJB DATE: 03/21/84

SYSTEM: SAFETY RELIEF VALVE POSITION INDICATION

ACCY: SPEC: N/A
DEMON: N/A
REF:

LOCATION: PRI. CONT.

PLANT ID: ZE-41-115B

RACK/PANEL: N/A

COMPONENT: SENSOR ASSEMBLY
ASSOC COMP: PRE-AMPLIFIER
ASSOC COMP: N/A

MODEL NO.: NDT-838-1
ASSOC M/N: N/A
ASSOC M/N: N/A

ASSOC. DWG: LOC: E-693
P&ID: M-41

MANUFACTU: NDT INTERNATIONAL
ASSOC MANF: NDT INTERNATIONAL
ASSOC MANF: N/A

SERIAL NO:
ASSOC S/N: N/A
ASSOC S/N: N/A

SERVICE: SRV POSITION INDICATION

P.O. NO: M-254

FUNCTION: PROVIDES INDICATION OF FLUID FLOW THROUGH THE SRV AND PROVIDES A SIGNAL TO THE PRE-AMPLIFIER LOCATED IN REACTOR BUILDING. REQUIRED FOR LOCA AND ALL HELBS.

SUBMERGENCE: N/A

CHEMICAL SPRAY: YES

PARAMETER	ENVIRONMENT		DOCUMENTATION REFERENCE		QUALIFICATION	OUTSTANDING ITEMS	INTERFACES: PROVIDED WITH UNIT-COAX CABLE.
	SPECIFICATION	QUALIFICATION	SPECIFICATION	QUALIFICATION	METHOD		
OPERATING TIME	180 DAYS	180 DAYS	78	624,626	TEST & ANAL.		
TEMPERATURE (F)	330	355	85	624	TEST		MAINTENANCE REQUIREMENTS: REFERENCE 624 PAGE XVII-49
PRESSURE (PSIA)	58.7	76.7	85	624	TEST		
RELATIVE HUMIDITY (%)	100	100	85	624	TEST		
RADIATION	6.39 E7	2.00 E8	85	624	TEST		REMARKS:
AGING	40 YRS.	40 YRS.	N/A	624	TEST & ANAL.		

DEFICIENCY RESOLUTION:

PREPARED BY: FMV DATE: 03/21/84 REVISION DATE: 03/21/84

FACILITY: LGS UNIT: 1 DOCKET: 50-352 EQRR: 219

REVIEWED BY: WJB DATE: 03/21/84

SYSTEM: SAFETY RELIEF VALVE POSITION INDICATION

ACCY: SPEC: N/A
DEMON: N/A
REF:

LOCATION: PRI. CONT.

PLANT ID: ZE-41-115C

RACK/PANEL: N/A

COMPONENT: SENSOR ASSEMBLY
ASSOC COMP: PRE-AMPLIFIER
ASSOC COMP: N/A

MODEL NO.: NDT-838-1
ASSOC M/N: N/A
ASSOC M/N: N/A

ASSOC. DWG: LOC: E-693
P&ID: M-41

MANUFACTU: NDT INTERNATIONAL
ASSOC MANF: NDT INTERNATIONAL
ASSOC MANF: N/A

SERIAL NO:
ASSOC S/N: N/A
ASSOC S/N: N/A

SERVICE: SRV POSITION INDICATION

P.O. NO: M-254

FUNCTION: PROVIDES INDICATION OF FLUID FLOW THROUGH THE SRV AND PROVIDES A SIGNAL TO THE PRE-AMPLIFIER LOCATED IN REACTOR BUILDING. REQUIRED FOR LOCA AND ALL HELBS.

SUBMERGENCE: N/A

CHEMICAL SPRAY: YES

PARAMETER	ENVIRONMENT		DOCUMENTATION REFERENCE		QUALIFICATION	OUTSTANDING ITEMS	INTERFACES: PROVIDED WITH UNIT-COAX CABLE.
	SPECIFICATION	QUALIFICATION	SPECIFICATION	QUALIFICATION	METHOD		
OPERATING TIME	180 DAYS	180 DAYS	78	624,626	TEST & ANAL.		
TEMPERATURE (F)	330	355	85	624	TEST		MAINTENANCE REQUIREMENTS: REFERENCE 624 PAGE XVII-49
PRESSURE (PSIA)	58.7	76.7	85	624	TEST		
RELATIVE HUMIDITY (%)	100	100	85	624	TEST		
RADIATION	6.39 E7	2.00 E8	85	624	TEST		REMARKS:
AGING	40 YRS.	40 YRS.	N/A	624	TEST & ANAL.		

DEFICIENCY RESOLUTION:

PREPARED BY: FMV DATE: 03/21/84 REVISION DATE: 03/21/84

FACILITY: LGS UNIT: 1 DOCKET: 50-352 EQRR: 219

REVIEWED BY: WJB DATE: 03/21/84

SYSTEM: SAFETY RELIEF VALVE POSITION INDICATION

ACCY: SPEC: N/A
DEMON: N/A
REF:

LOCATION: PRI. CONT.

PLANT ID: ZE-41-115D

RACK/PANEL: N/A

COMPONENT: SENSOR ASSEMBLY
ASSOC COMP: PRE-AMPLIFIER
ASSOC COMP: N/A

MODEL NO.: NDT-838-1
ASSOC M/N: N/A
ASSOC M/N: N/A

ASSOC. DWG: LOC: E-693
P&ID: M-41

MANUFACTU: NDT INTERNATIONAL
ASSOC MANF: NDT INTERNATIONAL
ASSOC MANF: N/A

SERIAL NO:
ASSOC S/N: N/A
ASSOC S/N: N/A

SERVICE: SRV POSITION INDICATION

P.O. NO: M-254

FUNCTION: PROVIDES INDICATION OF FLUID FLOW THROUGH THE SRV AND PROVIDES A SIGNAL TO THE PRE-AMPLIFIER LOCATED IN REACTOR BUILDING. REQUIRED FOR LOCA AND ALL HELBS.

SUBMERGENCE: N/A

CHEMICAL SPRAY: YES

PARAMETER	ENVIRONMENT		DOCUMENTATION REFERENCE		QUALIFICATION	OUTSTANDING ITEMS	INTERFACES: PROVIDED WITH UNIT-COAX CABLE.
	SPECIFICATION	QUALIFICATION	SPECIFICATION	QUALIFICATION	METHOD		
OPERATING TIME	180 DAYS	180 DAYS	78	624,626	TEST & ANAL.		
TEMPERATURE (F)	330	355	85	624	TEST		MAINTENANCE REQUIREMENTS: REFERENCE 624 PAGE XVII-49
PRESSURE (PSIA)	58.7	76.7	85	624	TEST		
RELATIVE HUMIDITY (%)	100	100	85	624	TEST		
RADIATION	6.39 E7	2.00 E8	85	624	TEST		REMARKS:
AGING	40 YRS.	40 YRS.	N/A	624	TEST & ANAL.		

DEFICIENCY RESOLUTION:

PREPARED BY: FMV DATE: 03/21/84 REVISION DATE: 03/21/84

FACILITY: LGS UNIT: 1 DOCKET: 50-352 EQRR: 219

REVIEWED BY: WJB DATE: 03/21/84

SYSTEM: SAFETY RELIEF VALVE POSITION INDICATION

ACCY: SPEC: N/A
DEMON: N/A
REF:

LOCATION: PRI. CONT.

PLANT ID: ZE-41-115E

RACK/PANEL: N/A

COMPONENT: SENSOR ASSEMBLY
ASSOC COMP: PRE-AMPLIFIER
ASSOC COMP: N/A

MODEL NO.: NDT-838-1
ASSOC M/N: N/A
ASSOC M/N: N/A

ASSOC. DWG: LOC: E-693
P&ID: M-41

MANUFACTU: NDT INTERNATIONAL
ASSOC MANF: NDT INTERNATIONAL
ASSOC MANF: N/A

SERIAL NO:
ASSOC S/N: N/A
ASSOC S/N: N/A

SERVICE: SRV POSITION INDICATION

P.O. NO: M-254

FUNCTION: PROVIDES INDICATION OF FLUID FLOW THROUGH THE SRV AND PROVIDES A SIGNAL TO THE PRE-AMPLIFIER LOCATED IN REACTOR BUILDING. REQUIRED FOR LOCA AND ALL HELBS.

SUBMERGENCE: N/A

CHEMICAL SPRAY: YES

PARAMETER	ENVIRONMENT		DOCUMENTATION REFERENCE		QUALIFICATION	OUTSTANDING ITEMS	INTERFACES:
	SPECIFICATION	QUALIFICATION	SPECIFICATION	QUALIFICATION	METHOD		PROVIDED WITH UNIT-COAX CABLE.
OPERATING TIME	180 DAYS	180 DAYS	78	624,626	TEST & ANAL.		
TEMPERATURE (F)	330	355	85	624	TEST		MAINTENANCE REQUIREMENTS: REFERENCE 624 PAGE XVII-49
PRESSURE (PSIA)	58.7	76.7	85	624	TEST		
RELATIVE HUMIDITY (%)	100	100	85	624	TEST		
RADIATION	6.39 E7	2.00 E8	85	624	TEST		REMARKS:
AGING	40 YRS.	40 YRS.	N/A	624	TEST & ANAL.		

DEFICIENCY RESOLUTION:

PREPARED BY: FMV DATE: 03/21/84 REVISION DATE: 03/21/84

FACILITY: LGS UNIT: 1 DOCKET: 50-352 EQRR: 219

REVIEWED BY: WJB DATE: 03/21/84

SYSTEM: SAFETY RELIEF VALVE POSITION INDICATION

ACCY: SPEC: N/A
DEMON: N/A
REF:

LOCATION: PRI. CONT.

PLANT ID: ZE-41-115F

RACK/PANEL: N/A

COMPONENT: SENSOR ASSEMBLY
ASSOC COMP: PRE-AMPLIFIER
ASSOC COMP: N/A

MODEL NO.: NDT-838-1
ASSOC M/N: N/A
ASSOC M/N: N/A

ASSOC. DWG: LOC: E-693
P&ID: M-41

MANUFACTU: NDT INTERNATIONAL
ASSOC MANF: NDT INTERNATIONAL
ASSOC MANF: N/A

SERIAL NO:
ASSOC S/N: N/A
ASSOC S/N: N/A

SERVICE: SRV POSITION INDICATION

P.O. NO: M-254

FUNCTION: PROVIDES INDICATION OF FLUID FLOW THROUGH THE SRV AND PROVIDES A SIGNAL TO THE PRE-AMPLIFIER LOCATED IN REACTOR BUILDING. REQUIRED FOR LOCA AND ALL HELBS.

SUBMERGENCE: N/A

CHEMICAL SPRAY: YES

PARAMETER	ENVIRONMENT		DOCUMENTATION REFERENCE		QUALIFICATION	OUTSTANDING ITEMS	INTERFACES: PROVIDED WITH UNIT-COAX CABLE.
	SPECIFICATION	QUALIFICATION	SPECIFICATION	QUALIFICATION	METHOD		
OPERATING TIME	180 DAYS	180 DAYS	78	624,626	TEST & ANAL.		
TEMPERATURE (F)	330	355	85	624	TEST		MAINTENANCE REQUIREMENTS: REFERENCE 624 PAGE XVII-49
PRESSURE (PSIA)	58.7	76.7	85	624	TEST		
RELATIVE HUMIDITY (%)	100	100	85	624	TEST		
RADIATION	6.39 E7	2.00 E8	85	624	TEST		REMARKS:
AGING	40 YRS.	40 YRS.	N/A	624	TEST & ANAL.		

DEFICIENCY RESOLUTION:

PREPARED BY: FMV DATE: 03/21/84 REVISION DATE: 03/21/84

FACILITY: LGS UNIT: 1 DOCKET: 50-352 EQRR: 219

REVIEWED BY: WJB DATE: 03/21/84

SYSTEM: SAFETY RELIEF VALVE POSITION INDICATION

ACCY: SPEC: N/A
DEMON: N/A
REF:

LOCATION: PRI. CONT.

PLANT ID: ZE-41-115G

RACK/PANEL: N/A

COMPONENT: SENSOR ASSEMBLY
ASSOC COMP: PRE-AMPLIFIER
ASSOC COMP: N/A

MODEL NO.: NDT-838-1
ASSOC M/N: N/A
ASSOC M/N: N/A

ASSOC. DWG: LOC: E-693
P&ID: M-41

MANUFACTU: NDT INTERNATIONAL
ASSOC MANF: NDT INTERNATIONAL
ASSOC MANF: N/A

SERIAL NO:
ASSOC S/N: N/A
ASSOC S/N: N/A

SERVICE: SRV POSITION INDICATION

P.O. NO: M-254

FUNCTION: PROVIDES INDICATION OF FLUID FLOW THROUGH THE SRV AND PROVIDES A SIGNAL TO THE PRE-AMPLIFIER LOCATED IN REACTOR BUILDING. REQUIRED FOR LOCA AND ALL HELBS.

SUBMERGENCE: N/A

CHEMICAL SPRAY: YES

PARAMETER	ENVIRONMENT		DOCUMENTATION REFERENCE		QUALIFICATION	OUTSTANDING ITEMS	INTERFACES:
	SPECIFICATION	QUALIFICATION	SPECIFICATION	QUALIFICATION	METHOD		PROVIDED WITH UNIT-COAX CABLE.
OPERATING TIME	180 DAYS	180 DAYS	78	624,626	TEST & ANAL.		
TEMPERATURE (F)	330	355	85	624	TEST		MAINTENANCE REQUIREMENTS: REFERENCE 624 PAGE XVII-49
PRESSURE (PSIA)	58.7	76.7	85	624	TEST		
RELATIVE HUMIDITY (%)	100	100	85	624	TEST		
RADIATION	6.39 E7	2.00 E8	85	624	TEST		REMARKS:
AGING	40 YRS.	40 YRS.	N/A	624	TEST & ANAL.		

DEFICIENCY RESOLUTION:

PREPARED BY: FMV DATE: 03/21/84 REVISION DATE: 03/21/84

FACILITY: LGS UNIT: 1 DOCKET: 50-352 EQRR: 219

REVIEWED BY: WJB DATE: 03/21/84

SYSTEM: SAFETY RELIEF VALVE POSITION INDICATION

ACCY: SPEC: N/A
DEMON: N/A
REF:

LOCATION: PRI. CONT.

PLANT ID: ZE-41-115H

RACK/PANEL: N/A

COMPONENT: SENSOR ASSEMBLY

MODEL NO.: NDT-838-1

ASSOC COMP: PRE-AMPLIFIER

ASSOC M/N: N/A

ASSOC. DWG: LOC: E-693

ASSOC COMP: N/A

ASSOC M/N: N/A

P&ID: M-41

MANUFACTU: NDT INTERNATIONAL

SERIAL NO:

ASSOC MANF: NDT INTERNATIONAL

ASSOC S/N: N/A

ASSOC MANF: N/A

ASSOC S/N: N/A

SERVICE: SRV POSITION INDICATION

P.O. NO: M-254

FUNCTION: PROVIDES INDICATION OF FLUID FLOW THROUGH THE SRV AND PROVIDES A SIGNAL TO THE PRE-AMPLIFIER LOCATED IN REACTOR BUILDING. REQUIRED FOR LOCA AND ALL HELBS.

SUBMERGENCE: N/A

CHEMICAL SPRAY: YES

PARAMETER	ENVIRONMENT		DOCUMENTATION REFERENCE		QUALIFICATION	OUTSTANDING ITEMS	INTERFACES: PROVIDED WITH UNIT-COAX CABLE.
	SPECIFICATION	QUALIFICATION	SPECIFICATION	QUALIFICATION	METHOD		
OPERATING TIME	180 DAYS	180 DAYS	78	624,626	TEST & ANAL.		
TEMPERATURE (F)	330	355	85	624	TEST		MAINTENANCE REQUIREMENTS: REFERENCE 624 PAGE XVII-49
PRESSURE (PSIA)	58.7	76.7	85	624	TEST		
RELATIVE HUMIDITY (%)	100	100	85	624	TEST		
RADIATION	6.39 E7	2.00 E8	85	624	TEST		REMARKS:
AGING	40 YRS.	40 YRS.	N/A	624	TEST & ANAL.		

DEFICIENCY RESOLUTION:

PREPARED BY: FMV DATE: 03/21/84 REVISION DATE: 03/21/84

FACILITY: LGS UNIT: 1 DOCKET: 50-352 EQRR: 219

REVIEWED BY: WJB DATE: 03/21/84

SYSTEM: SAFETY RELIEF VALVE POSITION INDICATION

ACCY: SPEC: N/A
DEMON: N/A
REF:

LOCATION: PRI. CONT.

PLANT ID: ZE-41-115J

RACK/PANEL: N/A

COMPONENT: SENSOR ASSEMBLY
ASSOC COMP: PRE-AMPLIFIER
ASSOC COMP: N/A

MODEL NO.: NDT-838-1
ASSOC M/N: N/A
ASSOC M/N: N/A

ASSOC. DWG: LOC: E-693
P&ID: M-41

MANUFACTU: NDT INTERNATIONAL
ASSOC MANF: NDT INTERNATIONAL
ASSOC MANF: N/A

SERIAL NO:
ASSOC S/N: N/A
ASSOC S/N: N/A

SERVICE: SRV POSITION INDICATION

P.O. NO: M-254

FUNCTION: PROVIDES INDICATION OF FLUID FLOW THROUGH THE SRV AND PROVIDES A SIGNAL TO THE PRE-AMPLIFIER LOCATED IN REACTOR BUILDING. REQUIRED FOR LOCA AND ALL HELBS.

SUBMERGENCE: N/A

CHEMICAL SPRAY: YES

PARAMETER	ENVIRONMENT		DOCUMENTATION REFERENCE		QUALIFICATION	OUTSTANDING ITEMS	INTERFACES: PROVIDED WITH UNIT-COAX CABLE.
	SPECIFICATION	QUALIFICATION	SPECIFICATION	QUALIFICATION	METHOD		
OPERATING TIME	180 DAYS	180 DAYS	78	624,626	TEST & ANAL.		
TEMPERATURE (F)	330	355	85	624	TEST		MAINTENANCE REQUIREMENTS: REFERENCE 624 PAGE XVII-49
PRESSURE (PSIA)	58.7	76.7	85	624	TEST		
RELATIVE HUMIDITY (%)	100	100	85	624	TEST		
RADIATION	6.39 E7	2.00 E8	85	624	TEST		REMARKS:
AGING	40 YRS.	40 YRS.	N/A	624	TEST & ANAL.		

DEFICIENCY RESOLUTION:

PREPARED BY: FMV DATE: 03/21/84 REVISION DATE: 03/21/84

FACILITY: LGS UNIT: 1 DOCKET: 50-352 EQRR: 219

REVIEWED BY: WJB DATE: 03/21/84

SYSTEM: SAFETY RELIEF VALVE POSITION INDICATION

ACCY: SPEC: N/A
DEMON: N/A
REF:

LOCATION: PRI. CONT.

PLANT ID: ZE-41-115K

RACK/PANEL: N/A

COMPONENT: SENSOR ASSEMBLY
ASSOC COMP: PRE-AMPLIFIER
ASSOC COMP: N/A

MODEL NO.: NDT-838-1
ASSOC M/N: N/A
ASSOC M/N: N/A

ASSOC. DWG: LOC: E-693
P&ID: M-41

MANUFACTU: NDT INTERNATIONAL
ASSOC MANF: NDT INTERNATIONAL
ASSOC MANF: N/A

SERIAL NO:
ASSOC S/N: N/A
ASSOC S/N: N/A

SERVICE: SRV POSITION INDICATION

P.O. NO: M-254

FUNCTION: PROVIDES INDICATION OF FLUID FLOW THROUGH THE SRV AND PROVIDES A SIGNAL TO THE PRE-AMPLIFIER LOCATED IN REACTOR BUILDING. REQUIRED FOR LOCA AND ATWS RELDS.

SUBMERGENCE: N/A

CHEMICAL SPRAY: YES

PARAMETER	ENVIRONMENT		DOCUMENTATION REFERENCE		QUALIFICATION	OUTSTANDING ITEMS	INTERFACES: PROVIDED WITH UNIT-COAX CABLE.
	SPECIFICATION	QUALIFICATION	SPECIFICATION	QUALIFICATION	METHOD		
OPERATING TIME	180 DAYS	180 DAYS	78	624,626	TEST & ANAL.		
TEMPERATURE (F)	330	355	85	624	TEST		MAINTENANCE REQUIREMENTS: REFERENCE 624 PAGE XVII-49
PRESSURE (PSIA)	59.7	76.7	85	624	TEST		
RELATIVE HUMIDITY (%)	100	100	85	624	TEST		
RADIATION	6.39 E7	2.00 E8	85	624	TEST		REMARKS:
AGING	40 YRS.	40 YRS.	N/A	624	TEST & ANAL.		

DEFICIENCY RESOLUTION:

PREPARED BY: FMV DATE: 03/21/84 REVISION DATE: 03/21/84

FACILITY: LGS UNIT: 1 DOCKET: 50-352 EQRR: 219

REVIEWED BY: WJB DATE: 03/21/84

SYSTEM: SAFETY RELIEF VALVE POSITION INDICATION

ACCY: SPEC: N/A
DEMON: N/A
REF:

LOCATION: PRI. CONT.

PLANT ID: ZE-41-115L

RACK/PANEL: N/A

COMPONENT: SENSOR ASSEMBLY
ASSOC COMP: PRE-AMPLIFIER
ASSOC COMP: N/A

MODEL NO.: NDT-838-1
ASSOC M/N: N/A
ASSOC M/N: N/A

ASSOC. DWG: LOC: E-693
P&ID: M-41

MANUFACTU: NDT INTERNATIONAL
ASSOC MANF: NDT INTERNATIONAL
ASSOC MANF: N/A

SERIAL NO:
ASSOC S/N: N/A
ASSOC S/N: N/A

SERVICE: SRV POSITION INDICATION

P.O. NO: M-254

FUNCTION: PROVIDES INDICATION OF FLUID FLOW THROUGH THE SRV AND PROVIDES A SIGNAL TO THE PRE-AMPLIFIER LOCATED IN REACTOR BUILDING. REQUIRED FOR LOCA AND ALL HELBS.

SUBMERGENCE: N/A

CHEMICAL SPRAY: YES

PARAMETER	ENVIRONMENT		DOCUMENTATION REFERENCE		QUALIFICATION	OUTSTANDING ITEMS	INTERFACES: PROVIDED WITH UNIT-COAX CABLE.
	SPECIFICATION	QUALIFICATION	SPECIFICATION	QUALIFICATION	METHOD		
OPERATING TIME	180 DAYS	180 DAYS	78	624,626	TEST & ANAL.		
TEMPERATURE (F)	330	355	85	624	TEST		MAINTENANCE REQUIREMENTS: REFERENCE 624 PAGE XVII-49
PRESSURE (PSIA)	58.7	76.7	85	624	TEST		
RELATIVE HUMIDITY (%)	100	100	85	624	TEST		
RADIATION	6.39 E7	2.00 E8	85	624	TEST		REMARKS:
AGING	40 YRS.	40 YRS.	N/A	624	TEST & ANAL.		

DEFICIENCY RESOLUTION:

FACILITY: LGS UNIT: 1 DOCKET: 50-352 EQRR: 219

PREPARED BY: FMV DATE: 03/21/84 REVISION DATE: 03/21/84

REVIEWED BY: WJB DATE: 03/21/84

SYSTEM: SAFETY RELIEF VALVE POSITION INDICATION

ACCY: SPEC: N/A
DEMON: N/A
REF:

LOCATION: PRI. CONT.

PLANT ID: ZE-41-115M

RACK/PANEL: N/A

COMPONENT: SENSOR ASSEMBLY
ASSOC COMP: PRE-AMPLIFIER
ASSOC COMP: N/A

MODEL NO.: NDT-838-1
ASSOC M/N: N/A
ASSOC M/N: N/A

ASSOC. DWG: LOC: E-693
P&ID: M-41

MANUFACTU: NDT INTERNATIONAL
ASSOC MANF: NDT INTERNATIONAL
ASSOC MANF: N/A

SERIAL NO:
ASSOC S/N: N/A
ASSOC S/N: N/A

SERVICE: SRV POSITION INDICATION

P.O. NO: M-254

FUNCTION: PROVIDES INDICATION OF FLUID FLOW THROUGH THE SRV AND PROVIDES A SIGNAL TO THE PRE-AMPLIFIER LOCATED IN REACTOR BUILDING. REQUIRED FOR LOCA AND ALL HELBS.

SUBMERGENCE: N/A

CHEMICAL SPRAY: YES

PARAMETER	ENVIRONMENT		DOCUMENTATION REFERENCE		QUALIFICATION	OUTSTANDING ITEMS	INTERFACES: PROVIDED WITH UNIT-COAX CABLE.
	SPEC[illegible]TION	QUALIFICATION	SPECIFICATION	QUALIFICATION	METHOD		
OPERATING TIME	180 DA[illegible]	180 DAYS	78	624,626	TEST & ANAL.		
TEMPERATURE (F)	330	355	85	624	TEST		MAINTENANCE REQUIREMENTS: REFERENCE 624 PAGE XVII-49
PRESSURE (PSIA)	58.7	76.7	85	624	TEST		
RELATIVE HUMIDITY (%)	100	100	85	624	TEST		
RADIATION	6.39 E7	2.00 E8	85	624	TEST		REMARKS:
AGING	40 YRS.	40 YRS.	N/A	624	TEST & ANAL.		

DEFICIENCY RESOLUTION:

PREPARED BY: FMV DATE: 03/21/84 REVISION DATE: 03/21/84

FACILITY: LGS UNIT: 1 DOCKET: 50-352 EQRR: 219

REVIEWED BY: WJB DATE: 03/21/84

SYSTEM: SAFETY RELIEF VALVE POSITION INDICATION

ACCY: SPEC: N/A
DEMON: N/A
REF:

LOCATION: PRI. CONT.

PLANT ID: ZE-41-115N

RACK/PANEL: N/A

COMPONENT: SENSOR ASSEMBLY
ASSOC COMP: PRE-AMPLIFIER
ASSOC COMP: N/A

MODEL NO.: NDT-838-1
ASSOC M/N: N/A
ASSOC M/N: N/A

ASSOC. DWG: LOC: E-693
P&ID: M-41

MANUFACTU: NDT INTERNATIONAL
ASSOC MANF: NDT INTERNATIONAL
ASSOC MANF: N/A

SERIAL NO:
ASSOC S/N: N/A
ASSOC S/N: N/A

SERVICE: SRV POSITION INDICATION

P.O. NO: M-254

FUNCTION: PROVIDES INDICATION OF FLUID FLOW THROUGH THE SRV AND PROVIDES A SIGNAL TO THE PRE-AMPLIFIER LOCATED IN REACTOR BUILDING. REQUIRED FOR LOCA AND ALL HELBS.

SUBMERGENCE: N/A

CHEMICAL SPRAY: YES

PARAMETER	ENVIRONMENT		DOCUMENTATION REFERENCE		QUALIFICATION	OUTSTANDING ITEMS	INTERFACES: PROVIDED WITH UNIT-COAX CABLE.
	SPECIFICATION	QUALIFICATION	SPECIFICATION	QUALIFICATION	METHOD		
OPERATING TIME	180 DAYS	180 DAYS	78	624,626	TEST & ANAL.		
TEMPERATURE (F)	330	355	85	624	TEST		MAINTENANCE REQUIREMENTS: REFERENCE 624 PAGE XVII-49
PRESSURE (PSIA)	58.7	76.7	85	624	TEST		
RELATIVE HUMIDITY (%)	100	100	85	624	TEST		
RADIATION	6.39 E7	2.00 E8	85	624	TEST		REMARKS:
AGING	40 YRS.	40 YRS.	N/A	624	TEST & ANAL.		

DEFICIENCY RESOLUTION:

PREPARED BY: FMV DATE: 03/21/84 REVISION DATE: 04/23/84

FACILITY: LGS UNIT: 1 DOCKET: 50-352 EQRR: 219

REVIEWED BY: WJB DATE: 04/23/84

SYSTEM: SAFETY RELIEF VALVE POSITION INDICATION

ACCY: SPEC:
DEMON:
REF:

LOCATION: ROOM 402

PLANT ID: ZT-41-115A-PREAMPLIFIER

RACK/PANEL: 1BS921

COMPONENT: PREAMPLIFIER
ASSOC COMP: SENSOR ASSEMBLY
ASSOC COMP: N/A

MODEL NO.: 400A SERIES
ASSOC M/N: N/A
ASSOC M/N: N/A

ASSOC. DWG: LOC: E-1163
P&ID: M-41

MANUFACTU: NDT INTERNATIONAL
ASSOC MANF: NDT INTERNATIONAL
ASSOC MANF: N/A

SERIAL NO:
ASSOC S/N: N/A
ASSOC S/N: N/A

SERVICE: SRV POSITION INDICATION.

P.O. NO: M-254

FUNCTION: AMPLIFIES SIGNAL RECEIVED FROM SRV SENSOR LOCATED IN DRYWELL. REQUIRED FOR LOCA.

SUBMERGENCE: N/A

CHEMICAL SPRAY: N/A

PARAMETER	ENVIRONMENT		DOCUMENTATION REFERENCE		QUALIFICATION	OUTSTANDING ITEMS	INTERFACES:
	SPECIFICATION	QUALIFICATION	SPECIFICATION	QUALIFICATION	METHOD		
OPERATING TIME	180 DAYS	180 DAYS	78	624	TEST		
TEMPERATURE (F)	120	223	85	624	TEST		MAINTENANCE REQUIREMENTS: REFERENCE 624, PAGE XVII-49
PRESSURE (PSIA)	14.7	94.7	85	624	TEST		
RELATIVE HUMIDITY (%)	90	100	85	624	TEST		
RADIATION	3.88 E5	5.35 E5	85	624	TEST		REMARKS:
AGING	40 YRS.	40 YRS.	N/A	624	TEST		

DEFICIENCY RESOLUTION:

PREPARED BY: FMV DATE: 03/21/84 REVISION DATE: 04/23/84

FACILITY: LGS UNIT: 1 DOCKET: 50-352 EQRR: 219

REVIEWED BY: WJB DATE: 04/23/84

SYSTEM: SAFETY RELIEF VALVE POSITION INDICATION

ACCY: SPEC:
DEMON:
REF:

LOCATION: ROOM 402

PLANT ID: ZT-41-115B-PREAMPLIFIER

RACK/PANEL: 1BS92J

COMPONENT: PREAMPLIFIER
ASSOC COMP: SENSOR ASSEMBLY
ASSOC COMP: N/A

MODEL NO.: 400A SERIES
ASSOC M/N: N/A
ASSOC M/N: N/A

ASSOC. DWG: LOC: E-1163
P&ID: M-41

MANUFACTU: NDT INTERNATIONAL
ASSOC MANF: NDT INTERNATIONAL
ASSOC MANF: N/A

SERIAL NO:
ASSOC S/N: N/A
ASSOC S/N: N/A

SERVICE: SRV POSITION INDICATION.

P.O. NO: M-254

FUNCTION: AMPLIFIES SIGNAL RECEIVED FROM SRV SENSOR LOCATED IN DRYWELL. REQUIRED FOR LOCA.

SUBMERGENCE: N/A

CHEMICAL SPRAY: N/A

PARAMETER	ENVIRONMENT		DOCUMENTATION REFERENCE		QUALIFICATION	OUTSTANDING ITEMS	INTERFACES:
	SPECIFICATION	QUALIFICATION	SPECIFICATION	QUALIFICATION	METHOD		
OPERATING TIME	180 DAYS	180 DAYS	78	624	TEST		
TEMPERATURE (F)	120	223	85	624	TEST		MAINTENANCE REQUIREMENTS: REFERENCE 624, PAGE XVII-49
PRESSURE (PSIA)	14.7	94.7	85	624	TEST		
RELATIVE HUMIDITY (%)	90	100	85	624	TEST		
RADIATION	3.88 E5	5.35 E5	85	624	TEST		REMARKS:
AGING	40 YRS.	40 YRS.	N/A	624	TEST		

DEFICIENCY RESOLUTION:

PREPARED BY: FMV DATE: 03/21/84 REVISION DATE: 04/23/84

FACILITY: LGS UNIT: 1 DOCKET: 50-352 EQRR: 219

REVIEWED BY: WJB DATE: 04/23/84

SYSTEM: SAFETY RELIEF VALVE POSITION INDICATION

ACCY: SPEC:
DEMON:
REF:

LOCATION: ROOM 402

PLANT ID: ZT-41-115C-PREAMPLIFIER

RACK/PANEL: 1AS921

COMPONENT: PREAMPLIFIER
ASSOC COMP: SENSOR ASSEMBLY
ASSOC COMP: N/A

MODEL NO.: 400A SERIES
ASSOC M/N: N/A
ASSOC M/N: N/A

ASSOC. DWG: LOC: E-1164
P&ID: M-41

MANUFACTU: NDT INTERNATIONAL
ASSOC MANF: NDT INTERNATIONAL
ASSOC MANF: N/A

SERIAL NO:
ASSOC S/N: N/A
ASSOC S/N: N/A

SERVICE: SRV POSITION INDICATION.

P.O. NO: M-254

FUNCTION: AMPLIFIES SIGNAL RECEIVED FROM SRV SENSOR LOCATED IN DRYWELL. REQUIRED FOR LOCA.

SUBMERGENCE: N/A

CHEMICAL SPRAY: N/A

PARAMETER	ENVIRONMENT		DOCUMENTATION REFERENCE		QUALIFICATION	OUTSTANDING ITEMS	INTERFACES:
	SPECIFICATION	QUALIFICATION	SPECIFICATION	QUALIFICATION	METHOD		
OPERATING TIME	180 DAYS	180 DAYS	78	624	TEST		
TEMPERATURE (F)	120	223	85	624	TEST		MAINTENANCE REQUIREMENTS: REFERENCE 624, PAGE XVII-49
PRESSURE (PSIA)	14.7	94.7	85	624	TEST		
RELATIVE HUMIDITY (%)	90	100	85	624	TEST		
RADIATION	3.74 E5	5.35 E5	85	624	TEST		REMARKS:
AGING	40 YRS.	40 YRS.	N/A	624	TEST		

DEFICIENCY RESOLUTION:

PREPARED BY: FMV DATE: 03/21/84 REVISION DATE: 04/23/84

FACIL...: LGS UNI...: 1 DOCKET: 50-352 EQRR: 219

REVIEWED BY: WJB DATE: 04/23/84

SYSTEM: SAFETY RELIEF VALVE POSITION INDICATION

ACCY:SPEC:
DEMON:
REF:

LOCATION: ROOM 402

PLANT ID: ZT-41-115D-PREAMPLIFIER

RACK/PANEL: 1AS921

COMPONENT: PREAMPLIFIER
ASSOC COMP: SENSOR ASSEMBLY
ASSOC COMP: N/A

MODEL NO.: 400A SERIES
ASSOC M/N: N/A
ASSOC M/N: N/A

ASSOC. DWG: LOC: E-1164
P&ID: M-41

MANUFACTU: NDT INTERNATIONAL
ASSOC MANF: NDT INTERNATIONAL
ASSOC MANF: N/A

SERIAL NO:
ASSOC S/N: N/A
ASSOC S/N: N/A

SERVICE: SRV POSITION INDICATION.

P.O. NO: M-254

FUNCTION: AMPLIFIES SIGNAL RECEIVED FROM SRV SENSOR LOCATED IN DRYWELL. REQUIRED FOR LOCA.

SUBMERGENCE: N/A

CHEMICAL SPRAY: N/A

PARAMETER	ENVIRONMENT		DOCUMENTATION REFERENCE		QUALIFICATION	OUTSTANDING ITEMS	INTERFACES:
	SPECIFICATION	QUALIFICATION	SPECIFICATION	QUALIFICATION	METHOD		
OPERATING TIME	180 DAYS	180 DAYS	78	624	TEST		
TEMPERATURE (F)	120	223	85	624	TEST		MAINTENANCE REQUIREMENTS: REFERENCE 624, PAGE XVII-49
PRESSURE (PSIA)	14.7	94.7	85	624	TEST		
RELATIVE HUMIDITY (%)	90	100	85	624	TEST		
RADIATION	3.74 E5	5.35 E5	85	624	TEST		REMARKS:
AGING	40 YRS.	40 YRS.	N/A	624	TEST		

DEFICIENCY RESOLUTION:

PREPARED BY: FMV DATE: 03/21/84 REVISION DATE: 04/23/84

FACILITY: LGS UNIT: 1 DOCKET: 50-352 EQRR: 219

REVIEWED BY: WJB DATE: 04/23/84

SYSTEM: SAFETY RELIEF VALVE POSITION INDICATION

ACCY: SPEC:
DEMON:
REF:

LOCATION: ROOM 402

PLANT ID: ZT-41-115E-PREAMPLIFIER

RACK/PANEL: 1BS921

COMPONENT: PREAMPLIFIER
ASSOC COMP: SENSOR ASSEMBLY
ASSOC COMP: N/A

MODEL NO.: 400A SERIES
ASSOC M/N: N/A
ASSOC M/N: N/A

ASSOC. DWG: LOC: E-1163
P&ID: M-41

MANUFACTU: NDT INTERNATIONAL
ASSOC MANF: NDT INTERNATIONAL
ASSOC MANF: N/A

SERIAL NO:
ASSOC S/N: N/A
ASSOC S/N: N/A

SERVICE: SRV POSITION INDICATION.

P.O. NO: M-254

FUNCTION: AMPLIFIES SIGNAL RECEIVED FROM SRV SENSOR LOCATED IN DRYWELL.
REQUIRED FOR LOCA.

SUBMERGENCE: N/A

CHEMICAL SPRAY: N/A

PARAMETER	ENVIRONMENT		DOCUMENTATION REFERENCE		QUALIFICATION	OUTSTANDING ITEMS	INTERFACES:
	SPECIFICATION	QUALIFICATION	SPECIFICATION	QUALIFICATION	METHOD		
OPERATING TIME	180 DAYS	180 DAYS	78	624	TEST		
TEMPERATURE (F)	120	223	85	624	TEST		MAINTENANCE REQUIREMENTS: REFERENCE 624, PAGE XVII-49
PRESSURE (PSIA)	14.7	94.7	85	624	TEST		
RELATIVE HUMIDITY (%)	90	100	85	624	TEST		
RADIATION	3.88 E5	5.35 E5	85	624	TEST		REMARKS:
AGING	40 YRS.	40 YRS.	N/A	624	TEST		

DEFICIENCY RESOLUTION:

PREPARED BY: FMV DATE: 03/21/84 REVISION DATE: 04/23/84

FACILITY: LGS UNIT: 1 DOCKET: 50-352 EQRR: 219

REVIEWED BY: WJB DATE: 04/23/84

SYSTEM: SAFETY RELIEF VALVE POSITION INDICATION

ACCY: SPEC:
DEMON:
REF:

LOCATION: ROOM 402

PLANT ID: ZT-41-115F-PREAMPLIFIER

RACK/PANEL: 1BS921

COMPONENT: PREAMPLIFIER
ASSOC COMP: SENSOR ASSEMBLY
ASSOC COMP: N/A

MODEL NO.: 400A SERIES
ASSOC M/N: N/A
ASSOC M/N: N/A

ASSOC. DWG: LOC: E-1163
P&ID: M-41

MANUFACTU: NDT INTERNATIONAL
ASSOC MANF: NDT INTERNATIONAL
ASSOC MANF: N/A

SERIAL NO:
ASSOC S/N: N/A
ASSOC S/N: N/A

SERVICE: SRV POSITION INDICATION.

P.O. NO: M-254

FUNCTION: AMPLIFIES SIGNAL RECEIVED FROM SRV SENSOR LOCATED IN DRYWELL. REQUIRED FOR LOCA.

SUBMERGENCE: N/A

CHEMICAL SPRAY: N/A

PARAMETER	ENVIRONMENT		DOCUMENTATION REFERENCE		QUALIFICATION	OUTSTANDING ITEMS	INTERFACES:
	SPECIFICATION	QUALIFICATION	SPECIFICATION	QUALIFICATION	METHOD		
OPERATING TIME	180 DAYS	180 DAYS	78	624	TEST		
TEMPERATURE (F)	120	223	85	624	TEST		MAINTENANCE REQUIREMENTS: REFERENCE 624, PAGE XVII-49
PRESSURE (PSIA)	14.7	94.7	85	624	TEST		
RELATIVE HUMIDITY (%)	90	100	85	624	TEST		
RADIATION	3.88 E5	5.35 E5	85	624	TEST		REMARKS:
AGING	40 YRS.	40 YRS.	N/A	624	TEST		

DEFICIENCY RESOLUTION:

PREPARED BY: FMV DATE: 03/21/84 REVISION DATE: 04/23/84

FACILITY: LGS UNIT: 1 DOCKET: 50-352 EQRR: 219

REVIEWED BY: WJB DATE: 04/23/84

SYSTEM: SAFETY RELIEF VALVE POSITION INDICATION

ACCY: SPEC:
DEMON:
REF:

LOCATION: ROOM 402

PLANT ID: ZT-41-115G-PREAMPLIFIER

RACK/PANEL: 1AS921

COMPONENT: PREAMPLIFIER
ASSOC COMP: SENSOR ASSEMBLY
ASSOC COMP: N/A

MODEL NO.: 400A SERIES
ASSOC M/N: N/A
ASSOC M/N: N/A

ASSOC. DWG: LOC: E-1164
P&ID: M-41

MANUFACTU: NDT INTERNATIONAL
ASSOC MANF: NDT INTERNATIONAL
ASSOC MANF: N/A

SERIAL NO:
ASSOC S/N: N/A
ASSOC S/N: N/A

SERVICE: SRV POSITION INDICATION.

P.O. NO: M-254

FUNCTION: AMPLIFIES SIGNAL RECEIVED FROM SRV SENSOR LOCATED IN DRYWELL. REQUIRED FOR LOCA.

SUBMERGENCE: N/A

CHEMICAL SPRAY: N/A

PARAMETER	ENVIRONMENT		DOCUMENTATION REFERENCE		QUALIFICATION	OUTSTANDING ITEMS	INTERFACES:
	SPECIFICATION	QUALIFICATION	SPECIFICATION	QUALIFICATION	METHOD		
OPERATING TIME	180 DAYS	180 DAYS	78	624	TEST		
TEMPERATURE (F)	120	223	85	624	TEST		MAINTENANCE REQUIREMENTS: REFERENCE 624, PAGE XVII-49
PRESSURE (PSIA)	14.7	94.7	85	624	TEST		
RELATIVE HUMIDITY (%)	90	100	85	624	TEST		
RADIATION	3.74 E5	5.35 E5	85	624	TEST		REMARKS:
AGING	40 YRS.	40 YRS.	N/A	624	TEST		

DEFICIENCY RESOLUTION:

PREPARED BY: FMV DATE: 03/21/84 REVISION DATE: 04/23/84

FACILITY: LGS UNIT: 1 DOCKET: 50-352 EQRR: 219

REVIEWED BY: WJB DATE: 04/23/84

SYSTEM: SAFETY RELIEF VALVE POSITION INDICATION

ACCY: SPEC:
DEMON:
REF:

LOCATION: ROOM 402

PLANT ID: ZT-41-115H-PREAMPLIFIER

RACK/PANEL: 1AS921

COMPONENT: PREAMPLIFIER
ASSOC COMP: SENSOR ASSEMBLY
ASSOC COMP: N/A

MODEL NO.: 400A SERIES
ASSOC M/N: N/A
ASSOC M/N: N/A

ASSOC. DWG: LOC: E-1164
P&ID: M-41

MANUFACTU: NDT INTERNATIONAL
ASSOC MANF: NDT INTERNATIONAL
ASSOC MANF: N/A

SERIAL NO:
ASSOC S/N: N/A
ASSOC S/N: N/A

SERVICE: SRV POSITION INDICATION.

P.O. NO: M-254

FUNCTION: AMPLIFIES SIGNAL RECEIVED FROM SRV SENSOR LOCATED IN DRYWELL.
REQUIRED FOR LOCA.

SUBMERGENCE: N/A

CHEMICAL SPRAY: N/A

PARAMETER	ENVIRONMENT		DOCUMENTATION REFERENCE		QUALIFICATION	OUTSTANDING ITEMS	INTERFACES:
	SPECIFICATION	QUALIFICATION	SPECIFICATION	QUALIFICATION	METHOD		
OPERATING TIME	180 DAYS	180 DAYS	78	624	TEST		
TEMPERATURE (F)	120	223	85	624	TEST		MAINTENANCE REQUIREMENTS: REFERENCE 624, PAGE XVII-49
PRESSURE (PSIA)	14.7	94.7	85	624	TEST		
RELATIVE HUMIDITY (%)	90	100	85	624	TEST		
RADIATION	3.74 E5	5.35 E5	85	624	TEST		REMARKS:
AGING	40 YRS.	40 YRS.	N/A	624	TEST		

DEFICIENCY RESOLUTION:

PREPARED BY: FMV DATE: 03/21/84 REVISION DATE: 04/23/84

FACILITY: LGS UNIT: 1 DOCKET: 50-352 EQRR: 219

REVIEWED BY: WJB DATE: 04/23/84

SYSTEM: SAFETY RELIEF VALVE POSITION INDICATION

ACCY: SPEC:
DEMON:
REF:

LOCATION: ROOM 402

PLANT ID: ZT-41-115J-PREAMPLIFIER

RACK/PANEL: 1BS921

COMPONENT: PREAMPLIFIER
ASSOC COMP: SENSOR ASSEMBLY
ASSOC COMP: N/A

MODEL NO.: 400A SERIES
ASSOC M/N: N/A
ASSOC M/N: N/A

ASSOC. DWG: LOC: E-1163
P&ID: M-41

MANUFACTU: NDT INTERNATIONAL
ASSOC MANF: NDT INTERNATIONAL
ASSOC MANF: N/A

SERIAL NO:
ASSOC S/N: N/A
ASSOC S/N: N/A

SERVICE: SRV POSITION INDICATION.

P.O. NO: M-254

FUNCTION: AMPLIFIES SIGNAL RECEIVED FROM SRV SENSOR LOCATED IN DRYWELL. REQUIRED FOR LOCA.

SUBMERGENCE: N/A

CHEMICAL SPRAY: N/A

PARAMETER	ENVIRONMENT		DOCUMENTATION REFERENCE		QUALIFICATION	OUTSTANDING ITEMS	INTERFACES:
	SPECIFICATION	QUALIFICATION	SPECIFICATION	QUALIFICATION	METHOD		
OPERATING TIME	180 DAYS	180 DAYS	78	624	TEST		
TEMPERATURE (F)	120	223	65	624	TEST		MAINTENANCE REQUIREMENTS: REFERENCE 624, PAGE XVII-49
PRESSURE (PSIA)	14.7	94.7	85	624	TEST		
RELATIVE HUMIDITY (%)	90	100	85	624	TEST		
RADIATION	3.88 E5	5.35 E5	85	624	TEST		REMARKS:
AGING	40 YRS.	40 YRS.	N/A	624	TEST		

DEFICIENCY RESOLUTION:

PREPARED BY: FMV DATE: 03/21/84 REVISION DATE: 04/23/84

FACILITY: LGS UNIT: 1 DOCKET: 50-352 EQRR: 219

REVIEWED BY: WJB DATE: 04/23/84

SYSTEM: SAFETY RELIEF VALVE POSITION INDICATION

ACCY: SPEC:
DEMON:
REF:

LOCATION: ROOM 402

PLANT ID: ZT-41-115K-PREAMPLIFIER

RACK/PANEL: 1BS921

COMPONENT: PREAMPLIFIER
ASSOC COMP: SENSOR ASSEMBLY
ASSOC COMP: N/A

MODEL NO.: 400A SERIES
ASSOC M/N: N/A
ASSOC M/N: N/A

ASSOC. DWG: LOC: E-1163
P&ID: M-41

MANUFACTU: NDT INTERNATIONAL
ASSOC MANF: NDT INTERNATIONAL
ASSOC MANF: N/A

SERIAL NO:
ASSOC S/N: N/A
ASSOC S/N: N/A

SERVICE: SRV POSITION INDICATION.

P.O. NO: M-254

FUNCTION: AMPLIFIES SIGNAL RECEIVED FROM SRV SENSOR LOCATED IN DRYWELL. REQUIRED FOR LOCA.

SUBMERGENCE: N/A

CHEMICAL SPRAY: N/A

PARAMETER	ENVIRONMENT		DOCUMENTATION REFERENCE		QUALIFICATION	OUTSTANDING ITEMS	INTERFACES:
	SPECIFICATION	QUALIFICATION	SPECIFICATION	QUALIFICATION	METHOD		
OPERATING TIME	180 DAYS	180 DAYS	78	624	TEST		
TEMPERATURE (F)	120	223	85	624	TEST		MAINTENANCE REQUIREMENTS: REFERENCE 624, PAGE XVII-49
PRESSURE (PSIA)	14.7	94.7	85	624	TEST		
RELATIVE HUMIDITY (%)	90	100	85	624	TEST		
RADIATION	3.88 E5	5.35 E5	85	624	TEST		REMARKS:
AGING	40 YRS.	40 YRS.	N/A	624	TEST		

DEFICIENCY RESOLUTION:

PREPARED BY: FMV DATE: 03/21/84 REVISION DATE: 04/23/84

FACILITY: LGS UNIT: 1 DOCKET: 50-352 EQRR: 219

REVIEWED BY: WJB DATE: 04/23/84

SYSTEM: SAFETY RELIEF VALVE POSITION INDICATION

ACCY: SPEC:
DEMON:
REF:

LOCATION: ROOM 402

PLANT ID: ZT-41-115L-PREAMPLIFIER

RACK/PANEL: 1AS921

COMPONENT: PREAMPLIFIER
ASSOC COMP: SENSOR ASSEMBLY
ASSOC COMP: N/A

MODEL NO.: 400A SERIES
ASSOC M/N: N/A
ASSOC M/N: N/A

ASSOC. DWG: LOC: E-1164
P&ID: M-41

MANUFACTU: NDT INTERNATIONAL
ASSOC MANF: NDT INTERNATIONAL
ASSOC MANF: N/A

SERIAL NO:
ASSOC S/N: N/A
ASSOC S/N: N/A

SERVICE SRV POSITION INDICATION.

P.O. NO: M-254

FUNCTION: AMPLIFIES SIGNAL RECEIVED FROM SRV SENSOR LOCATED IN DRYWELL. REQUIRED FOR LOCA.

SUBMERGENCE: N/A

CHEMICAL SPRAY: N/A

PARAMETER	ENVIRONMENT		DOCUMENTATION REFERENCE		QUALIFICATION	OUTSTANDING ITEMS	INTERFACES:
	SPECIFICATION	QUALIFICATION	SPECIFICATION	QUALIFICATION	METHOD		
OPERATING TIME	180 DAYS	180 DAYS	78	624	TEST		
TEMPERATURE (F)	120	223	85	624	TEST		MAINTENANCE REQUIREMENTS: REFERENCE 624, PAGE XVII-49
PRESSURE (PSIA)	14.7	94.7	85	624	TEST		
RELATIVE HUMIDITY (%)	90	100	85	624	TEST		
RADIATION	3.74 E5	5.35 E5	85	624	TEST		REMARKS:
AGING	40 YRS.	40 YRS.	N/A	624	TEST		

DEFICIENCY RESOLUTION:

PREPARED BY: FMV DATE: 03/21/84 REVISION DATE: 04/23/84

FACILITY: LGS UNIT: 1 DOCKET: 50-352 EQRR: 219

REVIEWED BY: WJB DATE: 04/23/84

SYSTEM: SAFETY RELIEF VALVE POSITION INDICATION

ACCY: SPEC:
DEMON:
REF:

LOCATION: ROOM 402

PLANT ID: ZT-41-115M-PREAMPLIFIER

RACK/PANEL: 1AS921

COMPONENT: PREAMPLIFIER

MODEL NO.: 400A SERIES

ASSOC COMP: SENSOR ASSEMBLY

ASSOC M/N: N/A

ASSOC. DWG: LOC: E-1164

ASSOC COMP: N/A

ASSOC M/N: N/A

P&ID: M-41

MANUFACTU: NDT INTERNATIONAL

SERIAL NO:

ASSOC MANF: NDT INTERNATIONAL

ASSOC S/N: N/A

ASSOC MANF: N/A

ASSOC S/N: N/A

SERVICE: SRV POSITION INDICATION.

P.O. NO: M-254

FUNCTION: AMPLIFIES SIGNAL RECEIVED FROM SRV SENSOR LOCATED IN DRYWELL. REQUIRED FOR LOCA.

SUBMERGENCE: N/A

CHEMICAL SPRAY: N/A

PARAMETER	ENVIRONMENT		DOCUMENTATION REFERENCE		QUALIFICATION	OUTSTANDING ITEMS	INTERFACES:
	SPECIFICATION	QUALIFICATION	SPECIFICATION	QUALIFICATION	METHOD		
OPERATING TIME	180 DAYS	180 DAYS	78	624	TEST		
TEMPERATURE (F)	120	223	85	624	TEST		MAINTENANCE REQUIREMENTS: REFERENCE 624, PAGE XVII-49
PRESSURE (PSIA)	14.7	94.7	85	624	TEST		
RELATIVE HUMIDITY (%)	90	100	85	624	TEST		
RADIATION	3.74 E5	5.35 E5	85	624	TEST		REMARKS:
AGING	40 YRS.	40 YRS.	N/A	624	TEST		

DEFICIENCY RESOLUTION:

PREPARED BY: FMV DATE: 03/21/84 REVISION DATE: 04/23/84

FACILITY: LGS UNIT: 1 DOCKET: 50-352 EQRR: 219

REVIEWED BY: WJB DATE: 04/23/84

SYSTEM: SAFETY RELIEF VALVE POSITION INDICATION

ACCY: SPEC:
DEMON:
REF:

LOCATION: ROOM 402

PLANT ID: ZT-41-115N-PREAMPLIFIER

RACK/PANEL: 1BS921

COMPONENT: PREAMPLIFIER
ASSOC COMP: SENSOR ASSEMBLY
ASSOC COMP: N/A

MODEL NO.: 400A SERIES
ASSOC M/N: N/A
ASSOC M/N: N/A

ASSOC. DWG: LOC: E-1163
P&ID: M-41

MANUFACTU: NDT INTERNATIONAL
ASSOC MANF: NDT INTERNATIONAL
ASSOC MANF: N/A

SERIAL NO:
ASSOC S/N: N/A
ASSOC S/N: N/A

SERVICE: SRV POSITION INDICATION.

P.O. NO: M-254

FUNCTION: AMPLIFIES SIGNAL RECEIVED FROM SRV SENSOR LOCATED IN DRYWELL. REQUIRED FOR LOCA.

SUBMERGENCE: N/A

CHEMICAL SPRAY: N/A

PARAMETER	ENVIRONMENT		DOCUMENTATION REFERENCE		QUALIFICATION	OUTSTANDING ITEMS	INTERFACES:
	SPECIFICATION	QUALIFICATION	SPECIFICATION	QUALIFICATION	METHOD		
OPERATING TIME	180 DAYS	180 DAYS	78	624	TEST		
TEMPERATURE (F)	120	223	85	624	TEST		MAINTENANCE REQUIREMENTS: REFERENCE 624, PAGE XVII-49
PRESSURE (PSIA)	14.7	94.7	85	624	TEST		
RELATIVE HUMIDITY (%)	90	100	85	624	TEST		
RADIATION	3.88 E5	5.35 E5	85	624	TEST		REMARKS:
AGING	40 YRS.	40 YRS.	N/A	624	TEST		

DEFICIENCY RESOLUTION:

PREPARED BY: FMV DATE: 03/21/84 REVISION DATE: 04/23/84

FACILITY: LGS UNIT: 1 DOCKET: 50-352 EQRR: 219

REVIEWED BY: WJB DATE: 04/23/84

SYSTEM: SAFETY RELIEF VALVE POSITION INDICATION ACCY: SPEC: LOCATION: ROOM 402
DEMON:
PLANT ID: ZT-41-115S-PREAMPLIFIER REF: RACK/PANEL: 1BS921

COMPONENT: PREAMPLIFIER MODEL NO.: 400A SERIES
ASSOC COMP: SENSOR ASSEMBLY ASSOC M/N: N/A ASSOC. DWG: LOC: E-1163
ASSOC COMP: N/A ASSOC M/N: N/A P&ID: M-41

MANUFACTU: NDT INTERNATIONAL SERIAL NO:
ASSOC MANF: NDT INTERNATIONAL ASSOC S/N: N/A
ASSOC MANF: N/A ASSOC S/N: N/A

SERVICE: SRV POSITION INDICATION.
P.O. NO: M-254

FUNCTION: AMPLIFIES SIGNAL RECEIVED FROM SRV SENSOR LOCATED IN DRYWELL.
REQUIRED FOR LOCA.
SUBMERGENCE: N/A

CHEMICAL SPRAY: N/A

PARAMETER	ENVIRONMENT		DOCUMENTATION REFERENCE		QUALIFICATION	OUTSTANDING ITEMS	INTERFACES:
	SPECIFICATION	QUALIFICATION	SPECIFICATION	QUALIFICATION	METHOD		
OPERATING TIME	180 DAYS	180 DAYS	78	624	TEST		
TEMPERATURE (F)	120	223	85	624	TEST		MAINTENANCE REQUIREMENTS: REFERENCE 624, PAGE XVII-49
PRESSURE (PSIA)	14.7	94.7	85	624	TEST		
RELATIVE HUMIDITY (%)	90	100	85	624	TEST		
RADIATION	3.88 E5	5.35 E5	85	624	TEST		REMARKS:
AGING	40 YRS.	40 YRS.	N/A	624	TEST		

DEFICIENCY RESOLUTION:

PREPARED BY: RDC DATE: 07/15/83 REVISION DATE: 09/14/83

FACILITY: LGS UNIT: 1 DOCKET: 50-352 EQRR: 149

REVIEWED BY: FMV DATE: 09/14/83

SYSTEM: STANDBY GAS TREATMENT

ACCY: SPEC: N/A
DEMON: N/A
REF: N/A

LOCATION: ROOM 624

PLANT ID: HD-76-040A

RACK/PANEL: N/A

COMPONENT: ELECTRO-HYDRAULIC ACTUATOR
ASSOC COMP: DAMPER
ASSOC COMP: N/A

MODEL NO.: NH95G2602F2-L86
ASSOC M/N: (CH303XXQ10)
ASSOC M/N: N/A

ASSOC. DWG: LOC: M-1061
P&ID: M-76

MANUFACTU: ITT GENERAL CONTROLS
ASSOC MANF: AMERICAN WARMING & VENTILATION
ASSOC MANF: N/A

SERIAL NO:
ASSOC S/N: N/A
ASSOC S/N: N/A

SERVICE: STANDBY GAS TREATMENT SYSTEM EXHAUST FAN 0AV109 INLET DAMPER. NORMALLY OPEN, FAILS CLOSED.

P.O. NO: M-113BC

FUNCTION: OPENS UPON START OF ASSOCIATED FAN, REMAINS OPEN AS LONG AS FAN IS OPERATING. REQUIRED FOR LOCA ONLY.

SUBMERGENCE: N/A

CHEMICAL SPRAY: N/A

PARAMETER	ENVIRONMENT		DOCUMENTATION REFERENCE		QUALIFICATION	OUTSTANDING ITEMS	INTERFACES: CABLE: EQRR 22
	SPECIFICATION	QUALIFICATION	SPECIFICATION	QUALIFICATION	METHOD		
OPERATING TIME	180 DAYS	180 DAYS	533	142,603	TEST & ANAL.		
TEMPERATURE (F)	120	180	85	142	TEST		MAINTENANCE REQUIREMENTS: NOTE 2
PRESSURE (PSIA)	14.7	15.0	85	142	TEST		
RELATIVE HUMIDITY (%)	90	100	85	142	TEST		
RADIATION	3.30 E5	5.00 E6	85	142	TEST		REMARKS:
AGING	40 YRS.	40 YRS.	N/A	142	TEST & ANAL.		

DEFICIENCY RESOLUTION:

PREPARED BY: RDC DATE: 07/15/83 REVISION DATE: 09/14/83

FACILITY: LGS UNIT: 1 DOCKET: 50-352 EQRR: 149

REVIEWED BY: FMV DATE: 09/14/83

SYSTEM: STANDBY GAS TREATMENT

PLANT ID: HD-76-040B

COMPONENT: ELECTRO-HYDRAULIC ACTUATOR
ASSOC COMP: DAMPER
ASSOC COMP: N/A

MANUFACTU: ITT GENERAL CONTROLS
ASSOC MANF: AMERICAN WARMING & VENTILATION
ASSOC MANF: N/A

SERVICE: STANDBY GAS TREATMENT SYSTEM EXHAUST FAN 0BV109 INLET DAMPER. NORMALLY OPEN, FAILS CLOSED.

FUNCTION: OPENS UPON START OF ASSOCIATED FAN, REMAINS OPEN AS LONG AS FAN IS OPERATING. REQUIRED FOR LOCA ONLY.

ACCY: SPEC: N/A
DEMON: N/A
REF: N/A

MODEL NO.: NN9562602F2-L86
ASSOC M/N: (CH303XXQ10)
ASSOC M/N: N/A

SERIAL NO:
ASSOC S/N: N/A
ASSOC S/N: N/A

LOCATION: ROOM 624

RACK/PANEL: N/A

ASSOC. DWG: LOC: M-1061
P&ID: M-76

P.O. NO: M-113BC

SUBMERGENCE: N/A

CHEMICAL SPRAY: N/A

PARAMETER	ENVIRONMENT		DOCUMENTATION REFERENCE		QUALIFICATION	OUTSTANDING ITEMS	INTERFACES:
	SPECIFICATION	QUALIFICATION	SPECIFICATION	QUALIFICATION	METHOD		CABLE: EQRR 22
OPERATING TIME	180 DAYS	180 DAYS	533	142,603	TEST & ANAL.		
TEMPERATURE (F)	120	160	85	142	TEST		MAINTENANCE REQUIREMENTS: NOTE 2
PRESSURE (PSIA)	14.7	15.0	85	142	TEST		
RELATIVE HUMIDITY (%)	90	100	85	142	TEST		
RADIATION	3.30 E5	5.00 E6	85	142	TEST		REMARKS:
AGING	40 YRS.	40 YRS.	N/A	142	TEST & ANAL.		

DEFICIENCY RESOLUTION:

FACILITY: LGS UNIT: 1 DOCKET: 50-352 EQRR: 149

PREPARED BY: RDC DATE: 07/15/83 REVISION DATE: 09/14/83

REVIEWED BY: FMV DATE: 09/14/83

SYSTEM: STANDBY GAS TREATMENT

ACCY: SPEC: N/A
DEMON: N/A
REF: N/A

LOCATION: ROOM 624

PLANT ID: HD-76-041A

RACK/PANEL: N/A

COMPONENT: ELECTRO-HYDRAULIC ACTUATOR
ASSOC COMP: DAMPER
ASSOC COMP: N/A

MODEL NO.: NN95G2602F2-L86
ASSOC M/N: (CH303XXQ10)
ASSOC M/N: N/A

ASSOC. DWG: LOC: M-1061
P&ID: M-76

MANUFACTU: ITT GENERAL CONTROLS
ASSOC MANF: AMERICAN WARMING & VENTILATION
ASSOC MANF: N/A

SERIAL NO:
ASSOC S/N: N/A
ASSOC S/N: N/A

SERVICE: STANDBY GAS TREATMENT SYSTEM EXHAUST FAN 0AV109 DISCHARGE DAMPER. NORMALLY OPEN, FAILS CLOSED.

P.O. NO: M-113DC

FUNCTION: OPENS UPON START OF ASSOCIATED FAN, REMAINS OPEN AS LONG AS FAN IS OPERATING. REQUIRED FOR LOCA ONLY.

SUBMERGENCE: N/A

CHEMICAL SPRAY: N/A

PARAMETER	ENVIRONMENT		DOCUMENTATION REFERENCE		QUALIFICATION	OUTSTANDING ITEMS	INTERFACES:
	SPECIFICATION	QUALIFICATION	SPECIFICATION	QUALIFICATION	METHOD		CABLE: EQRR 22
OPERATING TIME	180 DAYS	180 DAYS	533	142,603	TEST & ANAL.		
TEMPERATURE (F)	120	180	85	142	TEST		MAINTENANCE REQUIREMENTS: NOTE 2
PRESSURE (PSIA)	14.7	15.0	85	142	TEST		
RELATIVE HUMIDITY (%)	90	100	85	142	TEST		
RADIATION	3.30 E5	5.00 E6	85	142	TEST		REMARKS:
AGING	40 YRS.	40 YRS.	N/A	142	TEST & ANAL.		

DEFICIENCY RESOLUTION:

PREPARED BY: RDC DATE: 07/15/83 REVISION DATE: 09/14/83

FACILITY: LGS UNIT: 1 DOCKET: 50-352 EQRR: 149

REVIEWED BY: FMV DATE: 09/14/83

SYSTEM: STANDBY GAS TREATMENT

ACCY: SPEC: N/A
DEMON: N/A
REF: N/A

LOCATION: ROOM 624

PLANT ID: HD-76-041B

RACK/PANEL: N/A

COMPONENT: ELECTRO-HYDRAULIC ACTUATOR
ASSOC COMP: DAMPER
ASSOC COMP: N/A

MODEL NO.: MN95G2602F2-L86
ASSOC M/N: (CH303XXQ10)
ASSOC M/N: N/A

ASSOC. DWG: LOC: M-1061
P&ID: M-76

MANUFACTU: ITT GENERAL CONTROLS
ASSOC MANF: AMERICAN WARMING & VENTILATION
ASSOC MANF: N/A

SERIAL NO:
ASSOC S/N: N/A
ASSOC S/N: N/A

SERVICE: STANDBY GAS TREATMENT SYSTEM EXHAUST FAN 0BV109 DISCHARGE DAMPER. NORMALLY OPEN, FAILS CLOSED.

P.O. NO: M-113BC

FUNCTION: OPENS UPON START OF ASSOCIATED FAN, REMAINS OPEN AS LONG AS FAN IS OPERATING. REQUIRED FOR LOCA ONLY.

SUBMERGENCE: N/A

CHEMICAL SPRAY: N/A

PARAMETER	ENVIRONMENT		DOCUMENTATION REFERENCE		QUALIFICATION	OUTSTANDING ITEMS	INTERFACES:
	SPECIFICATION	QUALIFICATION	SPECIFICATION	QUALIFICATION	METHOD		CABLE: EQRR 22
OPERATING TIME	180 DAYS	180 DAYS	533	142,603	TEST & ANAL.		
TEMPERATURE (F)	120	180	85	142	TEST		MAINTENANCE REQUIREMENTS: NOTE 2
PRESSURE (PSIA)	14.7	15.0	85	142	TEST		
RELATIVE HUMIDITY (%)	90	100	85	142	TEST		
RADIATION	3.30 E5	5.00 E6	85	142	TEST		REMARKS:
AGING	40 YRS.	40 YRS.	N/A	142	TEST & ANAL.		

DEFICIENCY RESOLUTION:

PREPARED BY: RDC DATE: 07/11/83 REVISION DATE: 07/11/83

FACILITY: LGS UNIT: 1 DOCKET: 50-352 EQRR: 141

REVIEWED BY: FMV DATE: 07/14/83

SYSTEM: STANDBY GAS TREATMENT

ACCY: SPEC: N/A
DEMON: N/A
REF: N/A

LOCATION: ROOM 624

PLANT ID: HV-76-011A

RACK/PANEL: N/A

COMPONENT: ELECTRO-HYDRAULIC ACTUATOR
ASSOC COMP: VALVE
ASSOC COMP: N/A

MODEL NO.: PD-18940
ASSOC M/N: N/A
ASSOC M/N: N/A

ASSOC. DWG: LOC: M-1059
P&ID: M-76

MANUFACTU: PAUL-MUNROE HYDRAULICS, INC.
ASSOC MANF: ALLIS - CHALMERS
ASSOC MANF: N/A

SERIAL NO:
ASSOC S/N: N/A
ASSOC S/N: N/A

SERVICE: STANDBY GAS TREATMENT SYSTEM FILTER INLET LINE VALVE.
NORMALLY CLOSED, FAILS CLOSED.

P.O. NO: M-70

FUNCTION: OPENS UPON INITIATION OF SGTS. REQUIRED TO BE OPEN FOR PROPER OPERATION OF SGTS AND DRYWELL PURGE EXHAUST FANS.
REQUIRED FOR LOCA ONLY.

SUBMERGENCE: N/A

CHEMICAL SPRAY: N/A

PARAMETER	ENVIRONMENT		DOCUMENTATION REFERENCE		QUALIFICATION	OUTSTANDING ITEMS	INTERFACES:
	SPECIFICATION	QUALIFICATION	SPECIFICATION	QUALIFICATION	METHOD		CABLE: EQRR 22
OPERATING TIME	180 DAYS	180 DAYS	533	69	TEST & ANAL.		
TEMPERATURE (F)	120	350	85	69	TEST		MAINTENANCE REQUIREMENTS: REFERENCE 69 APPENDIX II PA18964 PAGES 2,3.
PRESSURE (PSIA)	14.7	80.7	85	69	TEST		
RELATIVE HUMIDITY (%)	90	100	85	69	TEST		
RADIATION	3.30 E5	1.00 E8	85	69	TEST		REMARKS:
AGING	40 YRS.	40 YRS.	N/A	69	TEST & ANAL.		

DEFICIENCY RESOLUTION:

PREPARED BY: RDC DATE: 07/11/83 REVISION DATE: 07/11/83

FACILITY: LGS UNIT: 1 DOCKET: 50-352 EQRR: 141

REVIEWED BY: FMV DATE: 07/14/83

SYSTEM: STANDBY GAS TREATMENT

ACCY: SPEC: N/A
DEMON: N/A
REF: N/A

LOCATION: ROOM 624

PLANT ID: HV-76-011B

RACK/PANEL: N/A

COMPONENT: ELECTRO-HYDRAULIC ACTUATOR
ASSOC COMP: VALVE
ASSOC COMP: N/A

MODEL NO.: FD-18940
ASSOC M/N: N/A
ASSOC M/N: N/A

ASSOC. DWG: LOC: M-105C
P&ID: M-76

MANUFACTU: PAUL-MUNROE HYDRAULICS, INC.
ASSOC MANF: ALLIS - CHALMERS
ASSOC MANF: N/A

SERIAL NO:
ASSOC S/N: N/A
ASSOC S/N: N/A

SERVICE: STANDBY GAS TREATMENT SYSTEM FILTER INLET LINE VALVE.
NORMALLY CLOSED, FAILS CLOSED.

P.O. NO: M-70

FUNCTION: OPENS UPON INITIATION OF SGTS. REQUIRED TO BE OPEN FOR PROPER OPERATION OF SGTS AND DRYWELL PURGE EXHAUST FANS.
REQUIRED FOR LOCA ONLY.

SUBMERGENCE: N/A

CHEMICAL SPRAY: N/A

PARAMETER	ENVIRONMENT		DOCUMENTATION REFERENCE		QUALIFICATION	OUTSTANDING ITEMS	INTERFACES:
	SPECIFICATION	QUALIFICATION	SPECIFICATION	QUALIFICATION	METHOD		CABLE: EQRR 22
OPERATING TIME	180 DAYS	180 DAYS	533	69	TEST & ANAL.		
TEMPERATURE (F)	120	350	85	69	TEST		MAINTENANCE REQUIREMENTS: REFERENCE 69 APPENDIX II PA18964 PAGES 2,3.
PRESSURE (PSIA)	14.7	80.7	85	69	TEST		
RELATIVE HUMIDITY (%)	90	100	85	69	TEST		
RADIATION	3.30 E5	1.00 E8	85	69	TEST		REMARKS:
AGING	40 YRS.	40 YRS.	N/A	69	TEST & ANAL.		

DEFICIENCY RESOLUTION:

PREPARED BY: RDC DATE: 07/11/83 REVISION DATE: 07/11/83

FACILITY: LGS UNIT: 1 DOCKET: 50-352 EQRR: 141

REVIEWED BY: FMV DATE: 07/14/83

SYSTEM: STANDBY GAS TREATMENT

ACCY: SPEC: N/A
DEMON: N/A
REF: N/A

LOCATION: ROOM 624

PLANT ID: HV-76-012A

RACK/PANEL: N/A

COMPONENT: ELECTRO-HYDRAULIC ACTUATOR
ASSOC COMP: VALVE
ASSOC COMP: N/A

MODEL NO.: FD-18940
ASSOC M/N: N/A
ASSOC M/N: N/A

ASSOC. DWG: LOC: M-1059
P&ID: M-76

MANUFACTU: PAUL-MUNROE HYDRAULICS, INC.
ASSOC MANF: ALLIS - CHALMERS
ASSOC MANF: N/A

SERIAL NO:
ASSOC S/N: N/A
ASSOC S/N: N/A

SERVICE: STANDBY GAS TREATMENT SYSTEM FILTER OUTLET LINE VALVE.
NORMALLY CLOSED, FAILS CLOSED.

P.O. NO: M-70

FUNCTION: OPENS UPON INITIATION OF SGTS. REQUIRED TO BE OPEN FOR PROPER OPERATION OF SGTS AND DRYWELL PURGE EXHAUST FANS. REQUIRED FOR LOCA ONLY.

SUBMERGENCE: N/A

CHEMICAL SPRAY: N/A

PARAMETER	ENVIRONMENT		DOCUMENTATION REFERENCE		QUALIFICATION	OUTSTANDING ITEMS	INTERFACES:
	SPECIFICATION	QUALIFICATION	SPECIFICATION	QUALIFICATION	METHOD		CABLE: EQRR 22
OPERATING TIME	180 DAYS	180 DAYS	533	69	TEST & ANAL.		
TEMPERATURE (F)	120	350	85	69	TEST		MAINTENANCE REQUIREMENTS: REFERENCE 69 APPENDIX II PA18964 PAGES 2,3.
PRESSURE (PSIA)	14.7	80.7	85	69	TEST		
RELATIVE HUMIDITY (%)	90	100	85	69	TEST		
RADIATION	3.30 E5	1.00 E8	85	69	TEST		REMARKS:
AGING	40 YRS.	40 YRS.	N/A	69	TEST & ANAL.		

DEFICIENCY RESOLUTION:

PREPARED BY: RDC DATE: 07/11/83 REVISION DATE: 07/11/83

FACILITY: LGS UNIT: 1 DOCKET: 50-352 EQRR: 141

REVIEWED BY: FMV DATE: 07/14/83

SYSTEM: STANDBY GAS TREATMENT

ACCY: SPEC: N/A
DEMON: N/A
REF: N/A

LOCATION: ROOM 624

PLANT ID: HV-76-012B

RACK/PANEL: N/A

COMPONENT: ELECTRO-HYDRAULIC ACTUATOR
ASSOC COMP: VALVE
ASSOC COMP: N/A

MODEL NO.: PD-18940
ASSOC M/N: N/A
ASSOC M/N: N/A

ASSOC. DWG: LOC: M-1059
P&ID: M-76

MANUFACTU: PAUL-MUNROE HYDRAULICS, INC.
ASSOC MANF: ALLIS - CHALMERS
ASSOC MANF: N/A

SERIAL NO:
ASSOC S/N: N/A
ASSOC S/N: N/A

SERVICE: STANDBY GAS TREATMENT SYSTEM FILTER OUTLET LINE VALVE.
NORMALLY CLOSED, FAILS CLOSED.

P.O. NO: M-70

FUNCTION: OPENS UPON INITIATION OF SGTS. REQUIRED TO BE OPEN FOR PROPER OPERATION OF SGTS AND DRYWELL PURGE EXHAUST FANS. REQUIRED FOR LOCA ONLY.

SUBMERGENCE: N/A

CHEMICAL SPRAY: N/A

PARAMETER	ENVIRONMENT		DOCUMENTATION REFERENCE		QUALIFICATION	OUTSTANDING ITEMS	INTERFACES:
	SPECIFICATION	QUALIFICATION	SPECIFICATION	QUALIFICATION	METHOD		CABLE: EQRR 22
OPERATING TIME	180 DAYS	180 DAYS	533	69	TEST & ANAL.		
TEMPERATURE (F)	120	350	85	69	TEST		MAINTENANCE REQUIREMENTS: REFERENCE 69 APPENDIX II PA18964 PAGES 2,3.
PRESSURE (PSIA)	14.7	80.7	85	69	TEST		
RELATIVE HUMIDITY (%)	90	100	85	69	TEST		
RADIATION	3.30 E5	1.00 E8	85	69	TEST		REMARKS:
AGING	40 YRS.	40 YRS.	N/A	69	TEST & ANAL.		

DEFICIENCY RESOLUTION:

FACILITY: LGS UNIT: 1 DOCKET: 50-352 EQRR: 141

PREPARED BY: PDC DATE: 07/11/83 REVISION DATE: 07/11/83

REVIEWED BY: FMV DATE: 07/14/83

SYSTEM: STANDBY GAS TREATMENT

ACCY: SPEC: N/A
DEMON: N/A
REF: N/A

LOCATION: ROOM 624

PLANT ID: HV-76-013A

RACK/PANEL: N/A

COMPONENT: ELECTRO-HYDRAULIC ACTUATOR
ASSOC COMP: VALVE
ASSOC COMP: N/A

MODEL NO.: FD-18939
ASSOC M/N: N/A
ASSOC M/N: N/A

ASSOC. DWG: LOC: M-1059
P&ID: M-76

MANUFACTU: PAUL-MUNROE HYDRAULICS, INC.
ASSOC MANF: ALLIS - CHALMERS
ASSOC MANF: N/A

SERIAL NO:
ASSOC S/N: N/A
ASSOC S/N: N/A

SERVICE: STANDBY GAS TREATMENT SYSTEM FILTER COOLDOWN AIR.
NORMALLY CLOSED, FAILS CLOSED.

P.O. NO: M-70

FUNCTION: OPENED MANUALLY FROM CONTROL ROOM TO ESTABLISH COOLDOWN FLOW UPON RECEIPT OF TEMPERATURE ALARM. MANUALLY CLOSED WHEN SECOND TEMPERATURE SETPOINT ALARMS.
REQUIRED FOR LOCA ONLY.

SUBMERGENCE: N/A

CHEMICAL SPRAY: N/A

PARAMETER	ENVIRONMENT		DOCUMENTATION REFERENCE		QUALIFICATION	OUTSTANDING ITEMS	INTERFACES:
	SPECIFICATION	QUALIFICATION	SPECIFICATION	QUALIFICATION	METHOD		CABLE: EQRR 22
OPERATING TIME	180 DAYS	180 DAYS	533	69	TEST & ANAL.		
TEMPERATURE (F)	120	350	85	69	TEST		MAINTENANCE REQUIREMENTS: REFERENCE 69 APPENDIX II FA18964 PAGES 2,3.
PRESSURE (PSIA)	14.7	80.7	85	69	TEST		
RELATIVE HUMIDITY (%)	90	100	85	69	TEST		
RADIATION	3.30 E5	1.00 E8	85	69	TEST		REMARKS:
AGING	40 YRS.	40 YRS.	N/A	69	TEST & ANAL.		

DEFICIENCY RESOLUTION:

PREPARED BY: RDC DATE: 07/11/83 REVISION DATE: 07/11/83

FACILITY: LGS UNIT: 1 DOCKET: 50-352 EQRR: 141

REVIEWED BY: FMV DATE: 07/14/83

SYSTEM: STANDBY GAS TREATMENT
ACCY: SPEC: N/A DEMON: N/A REF: N/A
LOCATION: ROOM 624

PLANT ID: HV-76-013B
RACK/PANEL: N/A

COMPONENT: ELECTRO-HYDRAULIC ACTUATOR
MODEL NO.: FD-18939

ASSOC COMP: VALVE
ASSOC M/N: N/A
ASSOC. DWG: LOC: M-1059 P&ID: M-76

ASSOC COMP: N/A
ASSOC M/N: N/A

MANUFACTU: PAUL-MUNROE HYDRAULICS, INC.
SERIAL NO:

ASSOC MANF: ALLIS - CHALMERS
ASSOC S/N: N/A

ASSOC MANF: N/A
ASSOC S/N: N/A

SERVICE: STANDBY GAS TREATMENT SYSTEM FILTER COOLDOWN AIR. NORMALLY CLOSED, FAILS CLOSED.
P.O. NO: M-70

FUNCTION: OPENED MANUALLY FROM CONTROL ROOM TO ESTABLISH COOLDOWN FLOW UPON RECEIPT OF TEMPERATURE ALARM. MANUALLY CLOSED WHEN SECOND TEMPERATURE SETPOINT ALARMS. REQUIRED FOR LOCA ONLY.
SUBMERGENCE: N/A
CHEMICAL SPRAY: N/A

PARAMETER	ENVIRONMENT		DOCUMENTATION REFERENCE		QUALIFICATION	OUTSTANDING ITEMS	INTERFACES: CABLE: EQRR 22
	SPECIFICATION	QUALIFICATION	SPECIFICATION	QUALIFICATION	METHOD		
OPERATING TIME	180 DAYS	180 DAYS	533	69	TEST & ANAL.		
TEMPERATURE (F)	120	350	85	69	TEST		MAINTENANCE REQUIREMENTS: REFERENCE 69 APPENDIX II PA18964 PAGES 2,3.
PRESSURE (PSIA)	14.7	80.7	85	69	TEST		
RELATIVE HUMIDITY (Z)	90	100	85	69	TEST		
RADIATION	3.30 E5	1.00 E8	85	69	TEST		REMARKS:
AGING	40 YRS.	40 YRS.	N/A	69	TEST & ANAL.		

DEFICIENCY RESOLUTION:

PREPARED BY: RDC DATE: 07/15/83 REVISION DATE: 09/14/83

FACILITY: LGS UNIT: 1 DOCKET: 50-352 EQRR: 149

REVIEWED BY: FMV DATE: 09/14/83

SYSTEM: STANDBY GAS TREATMENT

PLANT ID: PD-C-76-039A

COMPONENT: ELECTRO-HYDRAULIC ACTUATOR
ASSOC COMP: DAMPER
ASSOC COMP: N/A

MANUFACTU: ITT GENERAL CONTROLS
ASSOC MANF: AMERICAN WARMING & VENTILATION
ASSOC MANF: N/A

SERVICE: STANDBY GAS TREATMENT SYSTEM EXHAUST FAN C.V109 BYPASS FLOW. NORMALLY OPEN, FAILS CLOSED.

FUNCTION: OPENS TO PROVIDE PROPER DAMPER BLADE POSITION UPON START OF ASSOCIATED FAN, REMAINS OPEN AS LONG AS FAN IS OPERATING. REQUIRED FOR LOCA ONLY.

ACCY: SPEC: N/A
DEMON: N/A
REF: N/A

MODEL NO.: MM91G2002F2-
ASSOC M/N: (CH303XX910)
ASSOC M/N: N/A

SERIAL NO:
ASSOC S/N: N/A
ASSOC S/N: N/A

LOCATION: ROOM 624

RACK/PANEL: N/A

ASSOC. DWG: LOC: M-1061
P&ID: M-76

P.O. NO: M-113BC

SUBMERGENCE: N/A

CHEMICAL SPRAY: N/A

PARAMETER	ENVIRONMENT: SPECIFICATION	ENVIRONMENT: QUALIFICATION	DOCUMENTATION REFERENCE: SPECIFICATION	DOCUMENTATION REFERENCE: QUALIFICATION	QUALIFICATION METHOD	OUTSTANDING ITEMS	INTERFACES: CABLE: EQRR 22
OPERATING TIME	180 DAYS	180 DAYS	533	142,603	TEST & ANAL.		
TEMPERATURE (F)	120	180	85	142	TEST		MAINTENANCE REQUIREMENTS: NOTE 2
PRESSURE (PSIA)	14.7	15.0	85	142	TEST		
RELATIVE HUMIDITY (%)	90	100	85	142	TEST		
RADIATION	3.30 E5	5.00 E6	85	142	TEST		REMARKS:
AGING	40 YRS.	40 YRS.	N/A	142	TEST & ANAL.		

DEFICIENCY RESOLUTION:

PREPARED BY: RDC DATE: 07/15/83 REVISION DATE: 09/14/83

FACILITY: LGS UNIT: 1 DOCKET: 50-352 EQRR: 149

REVIEWED BY: FMV DATE: 09/14/83

SYSTEM: STANDBY GAS TREATMENT

PLANT ID: PD-C-76-039B

COMPONENT: ELECTRO-HYDRAULIC ACTUATOR

ASSOC COMP: DAMPER

ASSOC COMP: N/A

MANUFACTU: ITT GENERAL CONTROLS

ASSOC MANF: AMERICAN WARMING & VENTILATION

ASSOC MANF: N/A

SERVICE: STANDBY GAS TREATMENT SYSTEM EXHAUST FAN 0BV109 BYPASS FLOW. NORMALLY OPEN, FAILS CLOSED.

FUNCTION: OPENS TO PROVIDE PROPER DAMPER BLADE POSITION UPON START OF ASSOCIATED FAN, REMAINS OPEN AS LONG AS FAN IS OPERATING. REQUIRED FOR LOCA ONLY.

ACCY: SPEC: N/A
DEMON: N/A
REF: N/A

MODEL NO.: MN91G2002F2-
ASSOC M/N: (CH303XXQ10)
ASSOC M/N: N/A

SERIAL NO:
ASSOC S/N: N/A
ASSOC S/N: N/A

LOCATION: ROOM 624

RACK/PANEL: N/A

ASSOC. DWG: LOC: M-1061
P&ID: M-76

P.O. NO: M-113BC

SUBMERGENCE: N/A

CHEMICAL SPRAY: N/A

PARAMETER	ENVIRONMENT		DOCUMENTATION REFERENCE		QUALIFICATION	OUTSTANDING ITEMS	INTERFACES:
	SPECIFICATION	QUALIFICATION	SPECIFICATION	QUALIFICATION	METHOD		CABLE: EQRR 22
OPERATING TIME	180 DAYS	180 DAYS	533	142,603	TEST & ANAL.		
TEMPERATURE (F)	120	180	85	142	TEST		MAINTENANCE REQUIREMENTS: NOTE 2
PRESSURE (PSIA)	14.7	15.0	85	142	TEST		
RELATIVE HUMIDITY (%)	90	100	85	142	TEST		
RADIATION	3.30 E5	5.00 E6	85	142	TEST		REMARKS:
AGING	40 YRS.	40 YRS.	N/A	142	TEST & ANAL.		

DEFICIENCY RESOLUTION:

PREPARED BY: WJB DATE: 01/27/84 REVISION DATE: 01/27/84

FACILITY: LGS UNIT: 1 DOCKET: 50-352 EQRR: 223

REVIEWED BY: FMV DATE: 01/27/84

SYSTEM: STANDBY GAS TREATMENT

ACCY: SPEC: N/A
DEMON: N/A
REF: N/A

LOCATION: ROOM 624

PLANT ID: TE-76-010A1

RACK/PANEL: N/A

COMPONENT: TEMPERATURE ELEMENT TERMINATOR
ASSOC COMP: N/A
ASSOC COMP: N/A

MODEL NO.: 9090E50M1
ASSOC M/N: N/A
ASSOC M/N: N/A

ASSOC. DWG: LOC: M-1059
P&ID: M-76

MANUFACTU: ALISON
ASSOC MANF: N/A
ASSOC MANF: N/A

SERIAL NO:
ASSOC S/N: N/A
ASSOC S/N: N/A

SERVICE: STANDBY GAS TREATMENT SYSTEM CHARCOAL FILTER OAF169.

P.O. NO: M-72A

FUNCTION: PROVIDES SIGNAL TO TT-76-010A FOR TEMPERATURE INDICATION OF ASSOCIATED FILTER IN THE CONTROL ROOM. REQUIRED FOR LOCA ONLY.

SUBMERGENCE: N/A

CHEMICAL SPRAY: N/A

PARAMETER	ENVIRONMENT		DOCUMENTATION REFERENCE		QUALIFICATION	OUTSTANDING ITEMS	INTERFACES:
	SPECIFICATION	QUALIFICATION	SPECIFICATION	QUALIFICATION	METHOD		CABLE: EQRR 22
OPERATING TIME	180 DAYS	180 DAYS	78	103	TEST & ANAL.		
TEMPERATURE (F)	120	225	85	103	TEST & ANAL.		MAINTENANCE REQUIREMENTS: NONE
PRESSURE (PSIA)	14.7	14.7	85	103	TEST & ANAL.		
RELATIVE HUMIDITY (%)	90	90	85	103	TEST & ANAL.		
RADIATION	3.30 E5	2.04 E8	85,143	103	TEST		REMARKS:
AGING	40 YRS.	40 YRS.	N/A	103	TEST & ANAL.		

DEFICIENCY RESOLUTION:

PREPARED BY: WJB DATE: 01/27/84 REVISION DATE: 01/27/84

FACILITY: LGS UNIT: 1 DOCKET: 50-352 EQRR: 223

REVIEWED BY: FMV DATE: 01/27/84

SYSTEM: STANDBY GAS TREATMENT

ACCY: SPEC: N/A
DEMON: N/A
REF: N/A

LOCATION: ROOM 624

PLANT ID: TE-76-010A2

RACK/PANEL: N/A

COMPONENT: TEMPERATURE ELEMENT TERMINATOR
ASSOC COMP: N/A
ASSOC COMP: N/A

MODEL NO.: 9090E50M1
ASSOC M/N: N/A
ASSOC M/N: N/A

ASSOC. DWG: LOC: M-1059
P&ID: M-76

MANUFACTU: ALISON
ASSOC MANF: N/A
ASSOC MANF: N/A

SERIAL NO:
ASSOC S/N: N/A
ASSOC S/N: N/A

SERVICE: STANDBY GAS TREATMENT SYSTEM CHARCOAL FILTER OAF169.

P.O. NO: M-72A

FUNCTION: PROVIDES SIGNAL TO TT-76-010A FOR TEMPERATURE INDICATION OF ASSOCIATED FILTER IN THE CONTROL ROOM. REQUIRED FOR LOCA ONLY.

SUBMERGENCE: N/A

CHEMICAL SPRAY: N/A

PARAMETER	ENVIRONMENT		DOCUMENTATION REFERENCE		QUALIFICATION	OUTSTANDING ITEMS	INTERFACES: CABLE: EQRR 22
	SPECIFICATION	QUALIFICATION	SPECIFICATION	QUALIFICATION	METHOD		
OPERATING TIME	180 DAYS	180 DAYS	78	103	TEST & ANAL.		
TEMPERATURE (F)	120	225	85	103	TEST & ANAL.		MAINTENANCE REQUIREMENTS: NONE
PRESSURE (PSIA)	14.7	14.7	85	103	TEST & ANAL.		
RELATIVE HUMIDITY (%)	90	90	85	103	TEST & ANAL.		
RADIATION	3.30 E5	2.04 E8	85,143	103	TEST		REMARKS:
AGING	40 YRS.	40 YRS.	N/A	103	TEST & ANAL.		

DEFICIENCY RESOLUTION:

PREPARED BY: WJB DATE: 01/27/84 REVISION DATE: 01/27/84

FACILITY: LGS UNIT: 1 DOCKET: 50-352 EQRR: 223

REVIEWED BY: FMV DATE: 01/27/84

SYSTEM: STANDBY GAS TREATMENT

ACCY: SPEC: N/A
DEMON: N/A
REF: N/A

LOCATION: ROOM 624

PLANT ID: TE-76-010B1

RACK/PANEL: N/A

COMPONENT: TEMPERATURE ELEMENT TERMINATOR
ASSOC COMP: N/A
ASSOC COMP: N/A

MODEL NO.: 9090E50M1
ASSOC M/N: N/A
ASSOC M/N: N/A

ASSOC. DWG: LOC: M-1059
P&ID: M-76

MANUFACTU: ALISON
ASSOC MANF: N/A
ASSOC MANF: N/A

SERIAL NO:
ASSOC S/N: N/A
ASSOC S/N: N/A

SERVICE: STANDBY GAS TREATMENT SYSTEM CHARCOAL FILTER OBF169.

P.O. NO: M-72A

FUNCTION: PROVIDES SIGNAL TO TT-76-010B FOR TEMPERATURE INDICATION OF ASSOCIATED FILTER IN THE CONTROL ROOM. REQUIRED FOR LOCA ONLY.

SUBMERGENCE: N/A

CHEMICAL SPRAY: N/A

PARAMETER	ENVIRONMENT		DOCUMENTATION REFERENCE		QUALIFICATION	OUTSTANDING ITEMS	INTERFACES: CABLE: EQRR 22
	SPECIFICATION	QUALIFICATION	SPECIFICATION	QUALIFICATION	METHOD		
OPERATING TIME	180 DAYS	180 DAYS	78	103	TEST & ANAL.		
TEMPERATURE (F)	120	225	85	103	TEST & ANAL.		MAINTENANCE REQUIREMENTS: NONE
PRESSURE (PSIA)	14.7	14.7	85	103	TEST & ANAL.		
RELATIVE HUMIDITY (%)	90	90	85	103	TEST & ANAL.		
RADIATION	3.30 E5	2.04 E8	85,143	103	TEST		REMARKS:
AGING	40 YRS.	40 YRS.	N/A	103	TEST & ANAL.		

DEFICIENCY RESOLUTION:

FACILITY: LGS UNIT: 1 DOCKET: 50-352 EQRR: 223

PREPARED BY: WJB DATE: 01/27/84 REVISION DATE: 01/27/84

REVIEWED BY: FMV DATE: 01/27/84

SYSTEM: STANDBY GAS TREATMENT

PLANT ID: TE-76-010B2

COMPONENT: TEMPERATURE ELEMENT TERMINATOR

ASSOC COMP: N/A

ASSOC COMP: N/A

MANUFACTU: ALISON

ASSOC MANF: N/A

ASSOC MANF: N/A

ACCY: SPEC: N/A
DEMON: N/A
REF: N/A

MODEL NO.: 9090E50M1

ASSOC M/N: N/A

ASSOC M/N: N/A

SERIAL NO:

ASSOC S/N: N/A

ASSOC S/N: N/A

LOCATION: ROOM 624

RACK/PANEL: N/A

ASSOC. DWG: LOC: M-1059
P&ID: M-76

SERVICE: STANDBY GAS TREATMENT SYSTEM CHARCOAL FILTER OBF169.

P.O. NO: M-72A

FUNCTION: PROVIDES SIGNAL TO TT-76-010B FOR TEMPERATURE INDICATION OF ASSOCIATED FILTER IN THE CONTROL ROOM. REQUIRED FOR LOCA ONLY.

SUBMERGENCE: N/A

CHEMICAL SPRAY: N/A

PARAMETER	ENVIRONMENT		DOCUMENTATION REFERENCE		QUALIFICATION	OUTSTANDING ITEMS	INTERFACES: CABLE: EQRR 22
	SPECIFICATION	QUALIFICATION	SPECIFICATION	QUALIFICATION	METHOD		
OPERATING TIME	180 DAYS	180 DAYS	78	103	TEST & ANAL.		
TEMPERATURE (F)	120	225	85	103	TEST & ANAL.		MAINTENANCE REQUIREMENTS: NONE
PRESSURE (PSIA)	14.7	14.7	85	103	TEST & ANAL.		
RELATIVE HUMIDITY (%)	90	90	85	103	TEST & ANAL.		
RADIATION	3.30 E5	2.04 E8	85,143	103	TEST		REMARKS:
AGING	40 YRS.	40 YRS.	N/A	103	TEST & ANAL.		

DEFICIENCY RESOLUTION:

PREPARED BY: FMV DATE: 03/19/84 REVISION DATE: 03/19/84

FACILITY: LGS UNIT: 1 DOCKET: 50-352 EQRR: 141

REVIEWED BY: WJB DATE: 03/19/84

SYSTEM: STANDBY GAS TREATMENT

ACCY: SPEC: N/A
DEMON: N/A
REF: N/A

LOCATION: ROOM 624

PLANT ID: ZS-76-011A

RACK/PANEL: N/A

COMPONENT: POSITION SWITCH
ASSOC COMP: ELECTRO-HYDRAULIC ACTUATOR
ASSOC COMP: VALVE

MODEL NO.: E170-31302
ASSOC M/N: PD-18940
ASSOC M/N: N/A

ASSOC. DWG: LOC: M-1059
P&ID: M-76

MANUFACTU: NAMCO
ASSOC MANF: PAUL-MUNROE HYDRAULICS, INC.
ASSOC MANF: ALLIS - CHALMERS

SERIAL NO: N/A
ASSOC S/N: N/A
ASSOC S/N: N/A

SERVICE: STANDBY GAS TREATMENT SYSTEM FILTER INLET LINE VALVE.

P.O. NO: M-70

FUNCTION: PROVIDES INDICATION OF VALVE POSITION. REQUIRED FOR LOCA ONLY.

SUBMERGENCE: N/A

CHEMICAL SPRAY: N/A

PARAMETER	ENVIRONMENT		DOCUMENTATION REFERENCE		QUALIFICATION	OUTSTANDING ITEMS	INTERFACES:
	SPECIFICATION	QUALIFICATION	SPECIFICATION	QUALIFICATION	METHOD		
OPERATING TIME	180 DAYS	180 DAYS	533	69	TEST & ANAL.		
TEMPERATURE (F)	120	350	85	69	TEST		MAINTENANCE REQUIREMENTS:
PRESSURE (PSIA)	14.7	80.7	85	69	TEST		
RELATIVE HUMIDITY (%)	90	100	85	69	TEST		
RADIATION	3.30 E5	1.00 E8	85	69	TEST		REMARKS:
AGING	40 YRS.	5 YRS.	N/A	69	TEST & ANAL.		

DEFICIENCY RESOLUTION:

PREPARED BY: FNV DATE: 03/19/84 REVISION DATE: 03/19/84

FACILITY: LGS UNIT: 1 DOCKET: 50-352 EQRR: 141

REVIEWED BY: WJB DATE: 03/19/84

SYSTEM: STANDBY GAS TREATMENT

ACCY: SPEC: N/A
DEMON: N/A
REF: N/A

LOCATION: ROOM 624

PLANT ID: ZS-76-011B

RACK/PANEL: N/A

COMPONENT: POSITION SWITCH
ASSOC COMP: ELECTRO-HYDRAULIC ACTUATOR
ASSOC COMP: VALVE

MODEL NO.: E170-31302
ASSOC M/N: PD-18940
ASSOC M/N: N/A

ASSOC. DWG: LOC: M-1059
P&ID: M-76

MANUFACTU: NAMCO
ASSOC MANF: PAUL-MUNROE HYDRAULICS, INC.
ASSOC MANF: ALLIS - CHALMERS

SERIAL NO: N/A
ASSOC S/N: N/A
ASSOC S/N: N/A

SERVICE: STANDBY GAS TREATMENT SYSTEM FILTER INLET LINE VALVE.

P.O. NO: M-70

FUNCTION: PROVIDES INDICATION OF VALVE POSITION. REQUIRED FOR LOCA ONLY.

SUBMERGENCE: N/A

CHEMICAL SPRAY: N/A

PARAMETER	ENVIRONMENT		DOCUMENTATION REFERENCE		QUALIFICATION	OUTSTANDING ITEMS	INTERFACES:
	SPECIFICATION	QUALIFICATION	SPECIFICATION	QUALIFICATION	METHOD		
OPERATING TIME	180 DAYS	180 DAYS	533	69	TEST & ANAL.		
TEMPERATURE (F)	120	350	85	69	TEST		MAINTENANCE REQUIREMENTS:
PRESSURE (PSIA)	14.7	80.7	85	69	TEST		
RELATIVE HUMIDITY (%)	90	100	85	69	TEST		
RADIATION	3.30 E5	1.00 E8	85	69	TEST		REMARKS:
AGING	40 YRS.	5 YRS.	N/A	69	TEST & ANAL.		

DEFICIENCY RESOLUTION:

PREPARED BY: FMV DATE: 03/19/84 REVISION DATE: 03/19/84

FACILITY: LGS UNIT: 1 DOCKET: 50-352 EQRR: 141

REVIEWED BY: WJB DATE: 03/19/84

SYSTEM: STANDBY GAS TREATMENT

PLANT ID: ZS-76-012A

COMPONENT: POSITION SWITCH
ASSOC COMP: ELECTRO-HYDRAULIC ACTUATOR
ASSOC COMP: VALVE

MANUFACTU: NAMCO
ASSOC MANF: PAUL-MUNROE HYDRAULICS, INC.
ASSOC MANF: ALLIS - CHALMERS

ACCY: SPEC: N/A
DEMON: N/A
REF: N/A

MODEL NO.: E170-31302
ASSOC M/N: PD-16940
ASSOC M/N: N/A

SERIAL NO: N/A
ASSOC S/N: N/A
ASSOC S/N: N/A

LOCATION: ROOM 624

RACK/PANEL: N/A

ASSOC. DWG: LOC: M-1059
P&ID: M-76

SERVICE: STANDBY GAS TREATMENT SYSTEM FILTER OUTLET LINE VALVE.

P.O. NO: M-70

FUNCTION: PROVIDES INDICATION OF VALVE POSITION. REQUIRED FOR LOCA ONLY.

SUBMERGENCE: N/A

CHEMICAL SPRAY: N/A

PARAMETER	ENVIRONMENT		DOCUMENTATION REFERENCE		QUALIFICATION	OUTSTANDING ITEMS	INTERFACES:
	SPECIFICATION	QUALIFICATION	SPECIFICATION	QUALIFICATION	METHOD		
OPERATING TIME	180 DAYS	180 DAYS	533	69	TEST & ANAL.		
TEMPERATURE (F)	120	350	85	69	TEST		MAINTENANCE REQUIREMENTS:
PRESSURE (PSIA)	14.7	80.7	85	69	TEST		
RELATIVE HUMIDITY (%)	90	100	85	69	TEST		
RADIATION	3.30 E5	1.00 E8	85	69	TEST		REMARKS:
AGING	40 YRS.	5 YRS.	N/A	69	TEST & ANAL.		

DEFICIENCY RESOLUTION:

PREPARED BY: FMV DATE: 03/19/84 REVISION DATE: 03/19/84

FACILITY: LGS UNIT: 1 DOCKET: 50-352 EQRR: 141

REVIEWED BY: WJB DATE: 03/19/84

SYSTEM: STANDBY GAS TREATMENT

ACCY: SPEC: N/A
DEMON: N/A
REF: N/A

LOCATION: ROOM 624

PLANT ID: ZS-76-012B

RACK/PANEL: N/A

COMPONENT: POSITION SWITCH
ASSOC COMP: ELECTRO-HYDRAULIC ACTUATOR
ASSOC COMP: VALVE

MODEL NO.: E170-31302
ASSOC M/N: FD-18940
ASSOC M/N: N/A

ASSOC. DWG: LOC: M-1059
P&ID: M-76

MANUFACTU: NAMCO
ASSOC MANF: PAUL-MUNROE HYDRAULICS, INC.
ASSOC MANF: ALLIS - CHALMERS

SERIAL NO: N/A
ASSOC S/N: N/A
ASSOC S/N: N/A

SERVICE: STANDBY GAS TREATMENT SYSTEM FILTER OUTLET LINE VALVE.

P.O. NO: M-70

FUNCTION: PROVIDES INDICATION OF VALVE POSITION. REQUIRED FOR LOCA ONLY.

SUBMERGENCE: N/A

CHEMICAL SPRAY: N/A

PARAMETER	ENVIRONMENT		DOCUMENTATION REFERENCE		QUALIFICATION	OUTSTANDING ITEMS	INTERFACES:
	SPECIFICATION	QUALIFICATION	SPECIFICATION	QUALIFICATION	METHOD		
OPERATING TIME	180 DAYS	180 DAYS	533	69	TEST & ANAL.		
TEMPERATURE (F)	120	350	85	69	TEST		MAINTENANCE REQUIREMENTS:
PRESSURE (PSIA)	14.7	80.7	85	69	TEST		
RELATIVE HUMIDITY (%)	90	100	85	69	TEST		
RADIATION	3.30 E5	1.00 E8	85	69	TEST		REMARKS:
AGING	40 YRS.	5 YRS.	N/A	69	TEST & ANAL.		

DEFICIENCY RESOLUTION:

PREPARED BY: FMV DATE: 03/19/84 REVISION DATE: 03/19/84

FACILITY: LGS UNIT: 1 DOCKET: 50-352 EQRR: 141

REVIEWED BY: WJB DATE: 03/19/84

SYSTEM: STANDBY GAS TREATMENT

ACCY: SPEC: N/A
DEMON: N/A
REF: N/A

LOCATION: ROOM 624

PLANT ID: ZS-76-013A

RACK/PANEL: N/A

COMPONENT: POSITION SWITCH
ASSOC COMP: ELECTRO-HYDRAULIC ACTUATOR
ASSOC COMP: VALVE

MODEL NO.: E170-31302
ASSOC M/N: FD-18939
ASSOC M/N: N/A

ASSOC. DWG: LOC: M-1059
P&ID: M-76

MANUFACTU: NAMCO
ASSOC MANF: PAUL-MUNROE HYDRAULICS, INC.
ASSOC MANF: ALLIS - CHALMERS

SERIAL NO: N/A
ASSOC S/N: N/A
ASSOC S/N: N/A

SERVICE: STANDBY GAS TREATMENT SYSTEM FILTER COOLDOWN AIR.

P.O. NO: M-70

FUNCTION: PROVIDES INDICATION OF VALVE POSITION. REQUIRED FOR LOCA ONLY.

SUBMERGENCE: N/A

CHEMICAL SPRAY: N/A

PARAMETER	ENVIRONMENT		DOCUMENTATION REFERENCE		QUALIFICATION	OUTSTANDING ITEMS	INTERFACES:
	SPECIFICATION	QUALIFICATION	SPECIFICATION	QUALIFICATION	METHOD		
OPERATING TIME	180 DAYS	180 DAYS	533	69	TEST & ANAL.		
TEMPERATURE (F)	120	350	85	69	TEST		MAINTENANCE REQUIREMENTS:
PRESSURE (PSIA)	14.7	80.7	85	69	TEST		
RELATIVE HUMIDITY (%)	90	100	85	69	TEST		
RADIATION	3.30 E5	1.00 E8	85	69	TEST		REMARKS:
AGING	40 YRS.	5 YRS.	N/A	69	TEST & ANAL.		

DEFICIENCY RESOLUTION:

PREPARED BY: FMV DATE: 03/19/84 REVISION DATE: 03/19/84

FACILITY: LGS UNIT: 1 DOCKET: 50-352 EQRR: 141

REVIEWED BY: WJB DATE: 03/19/84

SYSTEM: STANDBY GAS TREATMENT

PLANT ID: ZS-76-013B

ACCY: SPEC: N/A
DEMON: N/A
REF: N/A

LOCATION: ROOM 624

RACK/PANEL: N/A

COMPONENT: POSITION SWITCH
ASSOC COMP: ELECTRO-HYDRAULIC ACTUATOR
ASSOC COMP: VALVE

MODEL NO.: E170-31302
ASSOC M/N: PD-18939
ASSOC M/N: N/A

ASSOC. DWG: LOC: M-1059
P&ID: M-76

MANUFACTU: NAMCO
ASSOC MANF: PAUL-MUNROE HYDRAULICS, INC.
ASSOC MANF: ALLIS - CHALMERS

SERIAL NO: N/A
ASSOC S/N: N/A
ASSOC S/N: N/A

SERVICE: STANDBY GAS TREATMENT SYSTEM FILTER COOLDOWN AIR.

P.O. NO: M-70

FUNCTION: PROVIDES INDICATION OF VALVE POSITION. REQUIRED FOR LOCA ONLY.

SUBMERGENCE: N/A

CHEMICAL SPRAY: N/A

PARAMETER	ENVIRONMENT		DOCUMENTATION REFERENCE		QUALIFICATION	OUTSTANDING ITEMS	INTERFACES:
	SPECIFICATION	QUALIFICATION	SPECIFICATION	QUALIFICATION	METHOD		
OPERATING TIME	180 DAYS	180 DAYS	533	69	TEST & ANAL.		
TEMPERATURE (F)	120	350	85	69	TEST		MAINTENANCE REQUIREMENTS:
PRESSURE (PSIA)	14.7	80.7	85	69	TEST		
RELATIVE HUMIDITY (%)	90	100	85	69	TEST		
RADIATION	3.30 E5	1.00 E8	85	69	TEST		REMARKS:
AGING	40 YRS.	5 YRS.	N/A	69	TEST & ANAL.		

DEFICIENCY RESOLUTION:

PREPARED BY: FMV DATE: 03/01/84 REVISION DATE: 03/01/84

FACILITY: LGS UNIT: 1 DOCKET: 50-352 EQRR: 184

REVIEWED BY: WJB DATE: 03/01/84

SYSTEM: STANDBY GAS TREATMENT

PLANT ID: 76-0AE188

COMPONENT: ELECTRIC HEATER
ASSOC COMP: N/A
ASSOC COMP: N/A

MANUFACTU: INDEECO
ASSOC MANF: N/A
ASSOC MANF: N/A

SERVICE: STANDBY GAS TREATMENT SYSTEM FILTERS.
ENERGIZED WHEN SGT SYSTEM IS OPERATING.

FUNCTION: TO DRY SGTS FILTER INLET AIR FOR HUMIDITY CONTROL.
REQUIRED FOR LOCA ONLY.

ACCY: SPEC: N/A
DEMON: N/A
REF: N/A

MODEL NO.: COMPOSITE SYSTEM
ASSOC M/N: N/A
ASSOC M/N: N/A

SERIAL NO:
ASSOC S/N: N/A
ASSOC S/N: N/A

LOCATION: ROOM 624

RACK/PANEL: N/A
N/A

ASSOC. DWG: LOC: M-1059
ELEC: E-1131
E-484

P.O. NO: M-60B

SUBMERGENCE: N/A

CHEMICAL SPRAY: N/A
N/A

PARAMETER	ENVIRONMENT		DOCUMENTATION REFERENCE		QUALIFICATION	OUTSTANDING ITEMS	INTERFACES: CABLE: EQRR 22
	SPECIFICATION	QUALIFICATION	SPECIFICATION	QUALIFICATION	METHOD		
OPERATING TIME	180 DAYS	180 DAYS	553	12,622	TEST & ANAL.		
TEMPERATURE (F)	120	122	85	12	TEST & ANAL.		MAINTENANCE REQUIREMENTS: REFERENCE 12, PRINT 8031-1-60B-66-1 TABEL 5.1 AND BPC EQG REVIEW NOTICE 1164E. SEE BLP-31607 FOR WIRING.
PRESSURE (PSIA)	14.7	14.7	85	12	TEST		
RELATIVE HUMIDITY (%)	90	100	85	12	TEST		
RADIATION	3.30 E5	1.00 E6	85,618	12,618	TEST		REMARKS:
AGING	40 YRS.	40 YRS.	N/A	12,622	TEST & ANAL.		

DEFICIENCY RESOLUTION:

FACILITY: LGS UNIT: 1 DOCKET: 50-352 EQRR: 184

PREPARED BY: FMV DATE: 03/01/84 REVISION DATE: 03/01/84

REVIEWED BY: WJB DATE: 03/01/84

SYSTEM: STANDBY GAS TREATMENT

ACCY: SPEC: N/A
DEMON: N/A
REF: N/A

LOCATION: ROOM 624

PLANT ID: 76-0BE188

RACK/PANEL: N/A

COMPONENT: ELECTRIC HEATER
ASSOC COMP: PANEL
ASSOC COMP: N/A

MODEL NO.: COMPOSITE SYSTEM
ASSOC M/N: N/A
ASSOC M/N: N/A

ASSOC. DWG: LOC: M-1059
ELEC: E-1131
E-484

MANUFACTU: INDEECO
ASSOC MANF: N/A
ASSOC MANF: N/A

SERIAL NO:
ASSOC S/N: N/A
ASSOC S/N: N/A

SERVICE: STANDBY GAS TREATMENT SYSTEM FILTERS.
ENERGIZED WHEN SGT SYSTEM IS OPERATING.

P.O. NO: M-60B

FUNCTION: TO DRY SGTS FILTER INLET AIR FOR HUMIDITY CONTROL.
REQUIRED FOR LOCA ONLY.

SUBMERGENCE: N/A

CHEMICAL SPRAY: N/A

PARAMETER	ENVIRONMENT		DOCUMENTATION REFERENCE		QUALIFICATION	OUTSTANDING ITEMS	INTERFACES: CABLE: EQRR 22
	SPECIFICATION	QUALIFICATION	SPECIFICATION	QUALIFICATION	METHOD		
OPERATING TIME	180 DAYS	180 DAYS	533	12,622	TEST & ANAL.		
TEMPERATURE (F)	120	122	85	12	TEST & ANAL.		MAINTENANCE REQUIREMENTS: REFERENCE 12, PRINT 8031-M-60B-66-1 TABLE 5.1 AND BPC EQG REVIEW NOTICE 1164E. SEE BLP-31607 FOR WIRING.
PRESSURE (PSIA)	14.7	14.7	85	12	TEST		
RELATIVE HUMIDITY (%)	90	100	85	12	TEST		
RADIATION	3.30 E5	1.00 E6	85,618	12,618	TEST		REMARKS:
AGING	40 YRS.	40 YRS.	N/A	12,622	TEST & ANAL.		

DEFICIENCY RESOLUTION:

FACILITY: LGS UNIT: 1 DOCKET: 50-352 EQRR: 123

PREPARED BY: RDC DATE: 05/05/83 REVISION DATE: 05/20/83

REVIEWED BY: FMV DATE: 05/20/83

SYSTEM: STANDBY LIQUID CONTROL

ACCY: SPEC: N/A
DEMON: N/A
REF: N/A

LOCATION: ROOM 402

PLANT ID: HV-48-1F006A

RACK/PANEL: N/A

COMPONENT: MOTOR OPERATOR
ASSOC COMP: VALVE (X-42)
ASSOC COMP: N/A

MODEL NO.: SMB-000-5
ASSOC M/N: N/A
ASSOC M/N: N/A

ASSOC. DWG: LOC: M-230
P&ID: M-48

MANUFACTU: LIMITORQUE
ASSOC MANF: ROCKWELL
ASSOC MANF: N/A

SERIAL NO: N/A
ASSOC S/N: N/A
ASSOC S/N: N/A

SERVICE: SLC OUTBOARD ISOLATION VALVE. NORMALLY OPEN.

P.O. NO: P-114A

FUNCTION: PERMITS INJECTION OF BORATED WATER INTO THE RV IF THERE IS AN A.T.W.S. EVENT, BUT PREVENTS BACKFLOW. NOT REQUIRED FOR LOCA OR HELB.

SUBMERGENCE: N/A

CHEMICAL SPRAY: N/A

PARAMETER	ENVIRONMENT		DOCUMENTATION REFERENCE		QUALIFICATION	OUTSTANDING ITEMS	INTERFACES: LUGS: EQRR 171 CABLE: EQRR 21 & 22
	SPECIFICATION	QUALIFICATION	SPECIFICATION	QUALIFICATION	METHOD		
OPERATING TIME	8 DAYS	30 DAYS	52,500,524	55,58	TEST		
TEMPERATURE (F)	120	340	85	55,58	TEST		MAINTENANCE REQUIREMENTS:
PRESSURE (PSIA)	14.7	119.7	85	55,58	TEST		REFERENCE 130, PARA 5.0 AND APPENDIX B
RELATIVE HUMIDITY (%)	90	100	85	55,58	TEST		
RADIATION	1.81 E6	2.04 E8	85	55,58	TEST		REMARKS: SPECIFIED ENVIRONMENTAL PARAMETERS ARE FOR LOCA.
AGING	40 YRS.	40 YRS.	N/A	55,58,614	TEST & ANAL		

DEFICIENCY RESOLUTION:

PREPARED BY: RDC DATE: 05/05/83 REVISION DATE: 05/20/83

FACILITY: LGS UNIT: 1 DOCKET: 50-352 EQRR: 123

REVIEWED BY: FMV DATE: 05/20/83

SYSTEM: STANDBY LIQUID CONTROL

ACCY: SPEC: N/A
DEMON: N/A
REF: N/A

LOCATION: ROOM 402

PLANT ID: HV-48-1F006B

RACK/PANEL: N/A

COMPONENT: MOTOR OPERATOR
ASSOC COMP: VALVE (X-116)
ASSOC COMP: N/A

MODEL NO.: SMB-000-5
ASSOC M/N: N/A
ASSOC M/N: N/A

ASSOC. DWG: LOC: M-230
P&ID: M-48

MANUFACTU: LIMITORQUE
ASSOC MANF: ROCKWELL
ASSOC MANF: N/A

SERIAL NO: N/A
ASSOC S/N: N/A
ASSOC S/N: N/A

SERVICE: SLC OUTBOARD ISOLATION VALVE. NORMALLY OPEN.

P.O. NO: P-114A

FUNCTION: PERMITS INJECTION OF BORATED WATER INTO THE RV IF THERE IS AN A.T.W.S. EVENT, BUT PREVENTS BACKFLOW. NOT REQUIRED FOR LOCA OR HELB.

SUBMERGENCE: N/A

CHEMICAL SPRAY: N/A

PARAMETER	ENVIRONMENT		DOCUMENTATION REFERENCE		QUALIFICATION	OUTSTANDING ITEMS	INTERFACES: LUGS: EQRR 171 CABLE: EQRR 21 & 22
	SPECIFICATION	QUALIFICATION	SPECIFICATION	QUALIFICATION	METHOD		
OPERATING TIME	8 DAYS	30 DAYS	52,500,524	55,58	TEST		
TEMPERATURE (F)	120	340	85	55,58	TEST		MAINTENANCE REQUIREMENTS:
PRESSURE (PSIA)	14.7	11 .7	85	55,58	TEST		REFERENCE 130, PARA 5.0 AND APPENDIX B
RELATIVE HUMIDITY (%)	90	100	85	55,58	TEST		
RADIATION	1.81 E6	2.04 E8	85	55,58	TEST		REMARKS: SPECIFIED ENVIRONMENTAL PARAMETERS ARE FOR LOCA.
AGING	40 YRS.	40 YRS.	N/A	55,58,614	TEST & ANAL		

DEFICIENCY RESOLUTION:

PREPARED BY: DJT DATE: 09/26/83 REVISION DATE: 02/24/84

FACILITY: LGS UNIT: 1 DOCKET: 50-352 EQRR: PB01

REVIEWED BY: WJB DATE: 04/12/84

SYSTEM: STANDBY LIQUID CONTROL

ACCY: SPEC: +/- 5% FS
DEMON: +/- 3.82% FS
REF: 810

LOCATION: ROOM 506C

PLANT ID: LT-48-1N010A

RACK/PANEL: LOC-000

COMPONENT: LEVEL TRANSMITTER
ASSOC COMP: N/A
ASSOC COMP: N/A

MODEL NO.: PD3018
ASSOC M/N: N/A
ASSOC M/N: N/A

ASSOC. DWG: LOC: M-0727
P&ID: M-48
CCP: 35,37
MPL: C41-N010A

MANUFACTU: GOULD
ASSOC MANF: N/A
ASSOC MANF: N/A

SERIAL NO: N/A
ASSOC S/N: N/A
ASSOC S/N: N/A

SERVICE: SLC TANK LEVEL.

P.O. NO: M-001

FUNCTION: TRANSMITS SLC TANK LEVEL SIGNAL TO RRCS. ATWS.

SUBMERGENCE: N/A

CHEMICAL SPRAY: N/A

PARAMETER	ENVIRONMENT		DOCUMENTATION REFERENCE		QUALIFICATION	OUTSTANDING ITEMS	INTERFACES:
	SPECIFICATION	QUALIFICATION	SPECIFICATION	QUALIFICATION	METHOD		
OPERATING TIME	8 DAYS	465.6 HRS.	78	810	TEST & ANAL.		
TEMPERATURE (F)	120	220	85	810	TEST & ANAL.		MAINTENANCE REQUIREMENTS:
PRESSURE (PSIA)	14.7	14.7	85	810	TEST		
RELATIVE HUMIDITY (%)	90	100	85	810	TEST		
RADIATION	1.69 E6	2.00 E7	85	810	TEST		REMARKS:
AGING	40 YRS.	10 YRS.	N/A	810	TEST & ANAL.		

DEFICIENCY RESOLUTION:

PREPARED BY: DJT DATE: 09/26/83 REVISION DATE: 02/24/84

FACILITY: LGS UNIT: 1 DOCKET: 50-352 EQRR: PB02

REVIEWED BY: WJB DATE: 04/12/84

SYSTEM: STANDBY LIQUID CONTROL

ACCY: SPEC: +/- 5% FS
DEMON: +/- 3.82% FS
REF: 810

LOCATION: ROOM 506C

PLANT ID: LT-48-1N010B

RACK/PANEL: LOC-000

COMPONENT: LEVEL TRANSMITTER
ASSOC COMP: N/A
ASSOC COMP: N/A

MODEL NO.: PD3018
ASSOC M/N: N/A
ASSOC M/N: N/A

ASSOC. DWG: LOC: M-0727
P&ID: M-48
CCP: 35,37
MPL: C41-N010B

MANUFACTU: GOULD
ASSOC MANF: N/A
ASSOC MANF: N/A

SERIAL NO: N/A
ASSOC S/N: N/A
ASSOC S/N: N/A

SERVICE: SLC TANK LEVEL.

P.O. NO: M-001

FUNCTION: TRANSMITS SIGNAL TO RRCS, ATWS.

SUBMERGENCE: N/A

CHEMICAL SPRAY: N/A

PARAMETER	ENVIRONMENT		DOCUMENTATION REFERENCE		QUALIFICATION	OUTSTANDING ITEMS	INTERFACES:
	SPECIFICATION	QUALIFICATION	SPECIFICATION	QUALIFICATION	METHOD		
OPERATING TIME	8 DAYS	465.6 HRS.	78	810	TEST & ANAL.		
TEMPERATURE (F)	120	220	85	810	TEST & ANAL.		MAINTENANCE REQUIREMENTS:
PRESSURE (PSIA)	14.7	14.7	85	810	TEST		
RELATIVE HUMIDITY (%)	90	100	85	810	TEST		
RADIATION	1.69 E6	2.00 E7	85	810	TEST		REMARKS:
AGING	40 YRS.	10 YRS.	N/A	810	TEST & ANAL.		

DEFICIENCY RESOLUTION:

FACILITY: LGS UNIT: 1 DOCKET: 50-352 EQRR: PB03

PREPARED BY: DJT DATE: 09/26/83 REVISION DATE: 02/24/84

REVIEWED BY: WJB DATE: 04/12/84

SYSTEM: STANDBY LIQUID CONTROL

PLANT ID: LT-48-1N010C

COMPONENT: LEVEL TRANSMITTER
ASSOC COMP: N/A
ASSOC COMP: N/A

MANUFACTU: GOULD
ASSOC MANF: N/A
ASSOC MANF: N/A

SERVICE: SLC TANK LEVEL.

FUNCTION: TRANSMITS SIGNAL TO LS-48-1N610C FOR ALARM.
PRESSURE BOUNDARY ONLY.

ACCY: SPEC: +/- 5% FS
DEMON: +/- 3.82% FS
REF: 810

MODEL NO.: PD3018
ASSOC M/N: N/A
ASSOC M/N: N/A

SERIAL NO: N/A
ASSOC S/N: N/A
ASSOC S/N: N/A

LOCATION: ROOM 506C

RACK/PANEL: LOC-000

ASSOC. DWG: LOC: M-0727
P&ID: M-48
CCP: 35,37
MPL: C41-N010C

P.O. NO: M-001

SUBMERGENCE: N/A

CHEMICAL SPRAY: N/A

PARAMETER	ENVIRONMENT		DOCUMENTATION REFERENCE		QUALIFICATION	OUTSTANDING ITEMS	INTERFACES:
	SPECIFICATION	QUALIFICATION	SPECIFICATION	QUALIFICATION	METHOD		
OPERATING TIME	8 DAYS	465.6 HRS.	78	810	TEST & ANAL.		
TEMPERATURE (F)	120	220	85	810	TEST & ANAL.		MAINTENANCE REQUIREMENTS:
PRESSURE (PSIA)	14.7	14.7	85	810	TEST		
RELATIVE HUMIDITY (%)	90	100	85	810	TEST		
RADIATION	1.69 E6	2.00 E7	85	810	TEST		REMARKS:
AGING	40 YRS.	10 YRS.	N/A	810	TEST & ANAL.		

DEFICIENCY RESOLUTION:

PREPARED BY: DJT DATE: 09/26/83 REVISION DATE: 02/24/84

FACILITY: LGS UNIT: 1 DOCKET: 50-352 EQRR: PB04

REVIEWED BY: WJB DATE: 04/12/84

SYSTEM: STANDBY LIQUID CONTROL

ACCY: SPEC: +/- 5% FS
DEMON: +/- 3.82% FS
REF: 810

LOCATION: ROOM 506C

PLANT ID: LT-48-1N010E

RACK/PANEL: LOC-000

COMPONENT: LEVEL TRANSMITTER
ASSOC COMP: N/A
ASSOC COMP: N/A

MODEL NO.: PD3018
ASSOC M/N: N/A
ASSOC M/N: N/A

ASSOC. DWG: LOC: M-0727
P&ID: M-48
CCP: 35,38
MPL: C41-N010E

MANUFACTU: GOULD
ASSOC MANF: N/A
ASSOC MANF: N/A

SERIAL NO: N/A
ASSOC S/N: N/A
ASSOC S/N: N/A

SERVICE: SLC TANK LEVEL.

P.O. NO: M-001

FUNCTION: TRANSMITS SIGNAL TO RRCS, ATWS.

SUBMERGENCE: N/A

CHEMICAL SPRAY: N/A

PARAMETER	ENVIRONMENT		DOCUMENTATION REFERENCE		QUALIFICATION	OUTSTANDING ITEMS	INTERFACES:
	SPECIFICATION	QUALIFICATION	SPECIFICATION	QUALIFICATION	METHOD		
OPERATING TIME	8 DAYS	465.6 HRS.	78	810	TEST & ANAL.		
TEMPERATURE (F)	120	220	85	810	TEST & ANAL.		MAINTENANCE REQUIREMENTS:
PRESSURE (PSIA)	14.7	14.7	85	810	TEST		
RELATIVE HUMIDITY (%)	90	100	85	810	TEST		
RADIATION	1.69 E6	2.00 E7	85	810	TEST		REMARKS:
AGING	40 YRS.	10 YRS.	N/A	810	TEST & ANAL.		

DEFICIENCY RESOLUTION:

PREPARED BY: DJT DATE: 09/26/83 REVISION DATE: 02/24/84

FACILITY: LGS UNIT: 1 DOCKET: 50-352 EQRR: PB05

REVIEWED BY: WJB DATE: 04/12/84

SYSTEM: STANDBY LIQUID CONTROL

ACCY: SPEC: +/- 5% FS
DEMON: +/- 3.82% FS
REF: 810

LOCATION: ROOM 506C

PLANT ID: LT-48-1N010F

RACK/PANEL: LOC-000

COMPONENT: LEVEL TRANSMITTER
ASSOC COMP: N/A
ASSOC COMP: N/A

MODEL NO.: PD3018
ASSOC M/N: N/A
ASSOC M/N: N/A

ASSOC. DWG: LOC: M-0727
P&ID: M-48
CCP: 35,38
MPL: C41-1N010F

MANUFACTU: GOULD
ASSOC MANF: N/A
ASSOC MANF: N/A

SERIAL NO: N/A
ASSOC S/N: N/A
ASSOC S/N: N/A

SERVICE: SLC TANK LEVEL.

P.O. NO: M-001

FUNCTION: PROVIDES SIGNAL TO RRCS, ATWS.

SUBMERGENCE: N/A

CHEMICAL SPRAY: N/A

PARAMETER	ENVIRONMENT		DOCUMENTATION REFERENCE		QUALIFICATION	OUTSTANDING ITEMS	INTERFACES:
	SPECIFICATION	QUALIFICATION	SPECIFICATION	QUALIFICATION	METHOD		
OPERATING TIME	8 DAYS	465.6 HRS.	78	810	TEST & ANAL.		
TEMPERATURE (F)	120	220	85	810	TEST & ANAL.		MAINTENANCE REQUIREMENTS:
PRESSURE (PSIA)	14.7	14.7	85	810	TEST		
RELATIVE HUMIDITY (%)	90	100	85	810	TEST		
RADIATION	1.69 E6	2.00 E7	85	810	TEST		REMARKS:
AGING	40 YRS.	10 YRS.	N/A	810	TEST & ANAL.		

DEFICIENCY RESOLUTION:

PREPARED BY: DJT DATE: 09/26/83 REVISION DATE: 02/24/84

FACILITY: LGS UNIT: 1 DOCKET: 50-352 EQRR: FB06

REVIEWED BY: WJB DATE: 04/12/84

SYSTEM: STANDBY LIQUID CONTROL

ACCY: SPEC: +/- 5% FS
DEMON: +/- 3.82% FS
REF: 810

LOCATION: ROOM 506C

PLANT ID: LT-48-1N010G

RACK/PANEL: LOC-000

COMPONENT: LEVEL TRANSMITTER
ASSOC COMP: N/A
ASSOC COMP: N/A

MODEL NO.: PD3018
ASSOC M/N: N/A
ASSOC M/N: N/A

ASSOC. DWG: LOC: M-0727
P&ID: M-48
CCP: 35,38
MPL: C41-N010G

MANUFACTU: GOULD
ASSOC MANF: N/A
ASSOC MANF: N/A

SERIAL NO: N/A
ASSOC S/N: N/A
ASSOC S/N: N/A

SERVICE: SLC TANK LEVEL.

P.O. NO: M-001

FUNCTION: PROVIDES SIGNAL TO LS-48-1N610G FOR ALARM.
PRESSURE BOUNDARY ONLY.

SUBMERGENCE: N/A

CHEMICAL SPRAY: N/A

PARAMETER	ENVIRONMENT		DOCUMENTATION REFERENCE		QUALIFICATION	OUTSTANDING ITEMS	INTERFACES:
	SPECIFICATION	QUALIFICATION	SPECIFICATION	QUALIFICATION	METHOD		
OPERATING TIME	8 DAYS	465.6 HRS.	78	810	TEST & ANAL.		
TEMPERATURE (F)	120	220	85	810	TEST & ANAL.		MAINTENANCE REQUIREMENTS:
PRESSURE (PSIA)	14.7	14.7	85	810	TEST		
RELATIVE HUMIDITY (%)	90	100	85	810	TEST		
RADIATION	1.69 E6	2.00 E7	85	810	TEST		REMARKS:
AGING	40 YRS.	10 YRS.	N/A	810	TEST & ANAL.		

DEFICIENCY RESOLUTION:

PREPARED BY: DJT DATE: 09/06/83 REVISION DATE: 09/06/83

FACILITY: LGS UNIT: 1 DOCKET: 50-352 EQRR: P401

REVIEWED BY: WJB DATE: 10/05/83

SYSTEM: STANDBY LIQUID CONTROL

PLANT ID: XV-48-1F004A

COMPONENT: STANDBY LIQUID CONTROL VALVE
ASSOC COMP: N/A
ASSOC COMP: N/A

MANUFACTU: CONAX
ASSOC MANF: N/A
ASSOC MANF: N/A

SERVICE: STANDBY LIQUID CONTROL INJECTION LINE.

FUNCTION: OPENS SLC INJECTION PATH, ATWS. BACKUP TO NORMAL REACTOR CONTROL SYSTEMS. NOT REQUIRED TO OPERATE IN A HARSH ENVIRONMENT.

ACCY: SPEC: N/A
DEMON: N/A
REF: N/A

MODEL NO.: 1832-159
ASSOC M/N: N/A
ASSOC M/N: N/A

SERIAL NO: N/A
ASSOC S/N: N/A
ASSOC S/N: N/A

LOCATION: ROOM 500

RACK/PANEL: LOC-000

ASSOC. DWG: LOC: S-0241
P&ID: M-48
PFD: 21A9370
CCP: 35,46
GEK: VOL. 5, PART 2
MPL: C41-F004A

P.O. NO: M-001

SUBMERGENCE: N/A

CHEMICAL SPRAY: N/A

PARAMETER	ENVIRONMENT		DOCUMENTATION REFERENCE		QUALIFICATION	OUTSTANDING ITEMS	INTERFACES:
	SPECIFICATION	QUALIFICATION	SPECIFICATION	QUALIFICATION	METHOD		
OPERATING TIME	1 HR.	100 DAYS	78	803	TEST		
TEMPERATURE (F)	104	185	85	803	TEST		MAINTENANCE REQUIREMENTS: FIRE AND REPLACE EVERY 3RD REFUELING OUTAGE.
PRESSURE (PSIA)	14.7	14.7	85	803	TEST		
RELATIVE HUMIDITY (%)	90	100	85	803	TEST		
RADIATION	1.10 E2	2.20 E4	85	803	TEST		REMARKS:
AGING	5 YRS.	5 YRS.	N/A	803	TEST		

DEFICIENCY RESOLUTION:

PREPARED BY: DJT DATE: 09/06/83 REVISION DATE: 09/06/83

FACILITY: LGS UNIT: 1 DOCKET: 50-352 EQRR: P402

REVIEWED BY: WJB DATE: 10/05/83

SYSTEM: STANDBY LIQUID CONTROL

PLANT ID: XV-48-1F004B

COMPONENT: STANDBY LIQUID CONTROL VALVE
ASSOC COMP: N/A
ASSOC COMP: N/A

MANUFACTU: CONAX
ASSOC MANF: N/A
ASSOC MANF: N/A

SERVICE: STANDBY LIQUID CONTROL INJECTION LINE.

FUNCTION: OPENS SLC INJECTION PATH, ATWS. BACKUP TO NORMAL REACTOR CONTROL SYSTEMS. NOT REQUIRED TO OPERATE IN A HARSH ENVIRONMENT.

ACCY: SPEC: N/A
DEMON: N/A
REF: N/A

MODEL NO.: 1832-159
ASSOC M/N: N/A
ASSOC M/N: N/A

SERIAL NO: N/A
ASSOC S/N: N/A
ASSOC S/N: N/A

LOCATION: ROOM 500

RACK/PANEL: LOC-000

ASSOC. DWG: LOC: S-0241
P&ID: M-48
PPD: 21A9370
CCP: 35,46
MPL: C41-F004B

P.O. NO: M-001

SUBMERGENCE: N/A

CHEMICAL SPRAY: N/A

PARAMETER	ENVIRONMENT		DOCUMENTATION REFERENCE		QUALIFICATION	OUTSTANDING ITEMS	INTERFACES:
	SPECIFICATION	QUALIFICATION	SPECIFICATION	QUALIFICATION	METHOD		
OPERATING TIME	1 HR.	100 DAYS	78	803	TEST		
TEMPERATURE (F)	104	185	85	803	TEST		MAINTENANCE REQUIREMENTS: REPLACE EVERY 3RD REFUELING OUTAGE.
PRESSURE (PSIA)	14.7	14.7	85	803	TEST		
RELATIVE HUMIDITY (%)	90	100	85	803	TEST		
RADIATION	1.10 E2	2.20 E4	85	803	TEST		REMARKS:
AGING	5 YRS.	5 YRS.	N/A	803	TEST		

DEFICIENCY RESOLUTION:

FACILITY: LGS UNIT: 1 DOCKET: 50-352 EQRR: P403

PREPARED BY: DJT DATE: 09/06/83 REVISION DATE: 09/06/83

REVIEWED BY: WJB DATE: 10/05/83

SYSTEM: STANDBY LIQUID CONTROL

PLANT ID: XV-48-1F004C

COMPONENT: STANDBY LIQUID CONTROL VALVE
ASSOC COMP: N/A
ASSOC COMP: N/A

MANUFACTU: CONAX
ASSOC MANF: N/A
ASSOC MANF: N/A

SERVICE: STANDBY LIQUID CONTROL INJECTION LINE.

FUNCTION: OPENS SLC INJECTION PATH, ATWS. BACKUP TO NORMAL REACTOR CONTROL SYSTEMS. NOT REQUIRED TO OPERATE IN A HARSH ENVIRONMENT.

ACCY: SPEC: N/A
DEMON: N/A
REF: N/A

MODEL NO.: 1832-159
ASSOC M/N: N/A
ASSOC M/N: N/A

SERIAL NO: N/A
ASSOC S/N: N/A
ASSOC S/N: N/A

LOCATION: ROOM 500

RACK/PANEL: LOC-000

ASSOC. DWG: LOC: S-0241
P&ID: M-48
PFD: 21A9370
CCP: 35,46
MPL: C41-F004C

P.O. NO: M-001

SUBMERGENCE: N/A

CHEMICAL SPRAY: N/A

PARAMETER	ENVIRONMENT		DOCUMENTATION REFERENCE		QUALIFICATION	OUTSTANDING ITEMS	INTERFACES:
	SPECIFICATION	QUALIFICATION	SPECIFICATION	QUALIFICATION	METHOD		
OPERATING TIME	1 HR.	100 DAYS	78	803	TEST		
TEMPERATURE (F)	104	185	85	803	TEST		MAINTENANCE REQUIREMENTS: FIRE AND REPLACE EVERY 3RD REFUELING OUTAGE.
PRESSURE (PSIA)	14.7	14.7	85	803	TEST		
RELATIVE HUMIDITY (%)	90	100	85	803	TEST		
RADIATION	1.10 E2	2.20 E4	85	803	TEST		REMARKS:
AGING	5 YRS.	5 YRS.	N/A	803	TEST		

DEFICIENCY RESOLUTION:

PREPARED BY: RDC DATE: 05/05/83 REVISION DATE: 09/28/83

FACILITY: LGS UNIT: 1 DOCKET: 50-352 EQRR: 90

REVIEWED BY: FMV DATE: 09/28/83

SYSTEM: SUPPRESSION POOL CLEANUP

ACCY: SPEC: N/A
DEMON: N/A
REF: N/A

LOCATION: ROOM 118

PLANT ID: HV-52-127

RACK/PANEL: N/A

COMPONENT: MOTOR OPERATOR
ASSOC COMP: VALVE (X-237)
ASSOC COMP: N/A

MODEL NO.: SMB-000-2
ASSOC M/N: N/A
ASSOC M/N: N/A

ASSOC. DWG: LOC: M-237
P&ID: M-52

MANUFACTU: LIMITORQUE
ASSOC MANF: ANCHOR - DARLING
ASSOC MANF: N/A

SERIAL NO: N/A
ASSOC S/N: N/A
ASSOC S/N: N/A

SERVICE: SUPPRESSION POOL CLEANUP PUMP SUCTION VALVE.
NORMALLY CLOSED.

P.O. NO: P-102A

FUNCTION: ISOLATES UPON RV LEVEL 2 TRIP SIGNAL OR REACTOR
LOW PRESSURE SIGNAL. REQUIRED FOR LOCA.

SUBMERGENCE: N/A

CHEMICAL SPRAY: N/A

PARAMETER	ENVIRONMENT		DOCUMENTATION REFERENCE		QUALIFICATION	OUTSTANDING ITEMS	INTERFACES:
	SPECIFICATION	QUALIFICATION	SPECIFICATION	QUALIFICATION	METHOD		LUGS: EQRR 171 CABLE: EQRR 21 & 22
OPERATING TIME	1 HR.	16 DAYS	52	56,104	TEST		
TEMPERATURE (F)	115	250	85	56,104	TEST		MAINTENANCE REQUIREMENTS:
PRESSURE (PSIA)	14.7	39.7	85	56,104	TEST		REFERENCE 128, PARA 4.1 7.0, AND APPENDIX A.
RELATIVE HUMIDITY (%)	90	100	85	56,104	TEST		
RADIATION	1.02 E3	2.00 E7	85	56,104	TEST		REMARKS:
AGING	40 YRS.	40 YRS.	N/A	56,104,616	TEST & ANAL		

DEFICIENCY RESOLUTION:

PREPARED BY: RDC DATE: 05/05/83 REVISION DATE: 09/28/83

FACILITY: LGS UNIT: 1 DOCKET: 50-352 EQRR: 90

REVIEWED BY: FMV DATE: 09/28/83

SYSTEM: SUPPRESSION POOL CLEANUP

ACCY: SPEC: N/A
DEMON: N/A
REF: N/A

LOCATION: ROOM 118

PLANT ID: HV-52-128

RACK/PANEL: N/A

COMPONENT: MOTOR OPERATOR
ASSOC COMP: VALVE (X-237)
ASSOC COMP: N/A

MODEL NO.: SMB-000-2
ASSOC M/N: N/A
ASSOC M/N: N/A

ASSOC. DWG: LOC: M-237
P&ID: M-52

MANUFACTU: LIMITORQUE
ASSOC MANF: ANCHOR - DARLING
ASSOC MANF: N/A

SERIAL NO: N/A
ASSOC S/N: N/A
ASSOC S/N: N/A

SERVICE: SUPPRESSION POOL CLEANUP PUMP SUCTION VALVE.
NORMALLY CLOSED.

P.O. NO: P-102A

FUNCTION: ISOLATES UPON RV LEVEL 2 TRIP SIGNAL OR REACTOR LOW PRESSURE SIGNAL. REQUIRED FOR LOCA.

SUBMERGENCE: N/A

CHEMICAL SPRAY: N/A

PARAMETER	ENVIRONMENT		DOCUMENTATION REFERENCE		QUALIFICATION	OUTSTANDING ITEMS	INTERFACES:
	SPECIFICATION	QUALIFICATION	SPECIFICATION	QUALIFICATION	METHOD		LUGS: EQRR 171 CABLE: EQRR 21 & 22
OPERATING TIME	1 HR.	16 DAYS	52	56,104	TEST		
TEMPERATURE (F)	115	250	85	56,104	TEST		MAINTENANCE REQUIREMENTS:
PRESSURE (PSIA)	14.7	39.7	85	56,104	TEST		REFERENCE 128, PARA 4.1 7.0, AND APPENDIX A.
RELATIVE HUMIDITY (%)	90	100	85	56,104	TEST		
RADIATION	1.02 E3	2.00 E7	85	56,104	TEST		REMARKS:
AGING	40 YRS.	40 YRS.	N/A	56,104,616	TEST & ANAL		

DEFICIENCY RESOLUTION:

PREPARED BY: RDC DATE: 05/05/83 REVISION DATE: 05/20/83

FACILITY: LGS UNIT: 1 DOCKET: 50-352 EQRR: 123

REVIEWED BY: FMV DATE: 05/20/83

SYSTEM: SUPPRESSION POOL CLEANUP SYSTEM

ACCY: SPEC: N/A
DEMON: N/A
REF: N/A

LOCATION: ROOM 204

PLANT ID: HV-55-120

RACK/PANEL: N/A

COMPONENT: MOTOR OPERATOR
ASSOC COMP: VALVE (X-219B)
ASSOC COMP: N/A

MODEL NO.: SMB-000-2
ASSOC M/N: N/A
ASSOC M/N: N/A

ASSOC. DWG: LOC: M-238
P&ID: M-55

MANUFACTU: LIMITORQUE
ASSOC MANF: ROCKWELL
ASSOC MANF: N/A

SERIAL NO: N/A
ASSOC S/N: N/A
ASSOC S/N: N/A

SERVICE: INSTRUMENT LINE FROM SUPPRESSION POOL. NORMALLY OPEN.

P.O. NO: P-114A

FUNCTION: ISOLATES SUPPRESSION POOL WATER LEVEL INSTRUMENT LINES IF A BREAK OCCURS. REQUIRED ONLY FOR INSTRUMENT LINE BREAK.

SUBMERGENCE: N/A

CHEMICAL SPRAY: N/A

PARAMETER	ENVIRONMENT		DOCUMENTATION REFERENCE		QUALIFICATION	OUTSTANDING ITEMS	INTERFACES:
	SPECIFICATION	QUALIFICATION	SPECIFICATION	QUALIFICATION	METHOD		LUGS: EQRR 171 CABLE: EQRR 21 & 22
OPERATING TIME	1 HR.	30 DAYS	52	55,58	TEST		
TEMPERATURE (F)	115	340	85	55,58	TEST		MAINTENANCE REQUIREMENTS:
PRESSURE (PSIA)	14.7	119.7	85	55,58	TEST		REFERENCE 130, PARA 5.0 AND APPENDIX B
RELATIVE HUMIDITY (%)	90	100	85	55,58	TEST		
RADIATION	6.27 E5	2.04 E8	85	55,58	TEST		REMARKS: SPECIFIED ENVIRONMENTAL PARAMETERS ARE FOR LOCA.
AGING	40 YRS.	40 YRS.	N/A	55,58,614	TEST & ANAL		

DEFICIENCY RESOLUTION:

PREPARED BY: RDC DATE: 05/05/83 REVISION DATE: 05/20/83

FACILITY: LGS UNIT: 1 DOCKET: 50-352 EQRR: 123

REVIEWED BY: FMV DATE: 05/20/83

SYSTEM: SUPPRESSION POOL CLEANUP SYSTEM

ACCY: SPEC: N/A
DEMON: N/A
REF: N/A

LOCATION: ROOM 204

PLANT ID: HV-55-121

RACK/PANEL: N/A

COMPONENT: MOTOR OPERATOR
ASSOC COMP: VALVE (X-219A)
ASSOC COMP: N/A

MODEL NO.: SMB-000-2
ASSOC M/N: N/A
ASSOC M/N: N/A

ASSOC. DWG: LOC: M-038
P&ID: M-55

MANUFACTU: LIMITORQUE
ASSOC MANF: ROCKWELL
ASSOC MANF: N/A

SERIAL NO: N/A
ASSOC S/N: N/A
ASSOC S/N: N/A

SERVICE: INSTRUMENT LINE FROM SUPPRESSION POOL VALVE. NORMALLY OPEN.

P.O. NO: P-114A

FUNCTION: ISOLATES SUPPRESSION POOL WATER LEVEL INSTRUMENT LINES IF A BREAK OCCURS. REQUIRED ONLY FOR INSTRUMENT LINE BREAK.

SUBMERGENCE: N/A

CHEMICAL SPRAY: N/A

PARAMETER	ENVIRONMENT		DOCUMENTATION REFERENCE		QUALIFICATION	OUTSTANDING ITEMS	INTERFACES:
	SPECIFICATION	QUALIFICATION	SPECIFICATION	QUALIFICATION	METHOD		LUGS: EQRR 171 CABLE: EQRR 21 & 22
OPERATING TIME	1 HR.	30 DAYS	52	55,58	TEST		
TEMPERATURE (F)	115	340	85	55,58	TEST		MAINTENANCE REQUIREMENTS:
PRESSURE (PSIA)	14.7	119.7	85	55,58	TEST		REFERENCE 130, PARA 5.0 AND APPENDIX B
RELATIVE HUMIDITY (%)	90	100	85	55,58	TEST		
RADIATION	6.27 E5	2.04 E8	85	55,58	TEST		REMARKS: SPECIFIED ENVIRONMENTAL PARAMETERS ARE FOR LOCA.
AGING	40 YRS.	40 YRS.	N/A	55,58,614	TEST & ANAL		

DEFICIENCY RESOLUTION:

PREPARED BY: RDC DATE: 07/14/83 REVISION DATE: 08/01/83

FACILITY: LGS UNIT: 1 DOCKET: 50-352 EQRR: 167

REVIEWED BY: FMV DATE: 08/11/83

SYSTEM: 4KV POWER

ACCY: SPEC: N/A
DEMON: N/A
REF: N/A

LOCATION: ROOM 402

PLANT ID: 10A201

RACK/PANEL: N/A

COMPONENT: 5KV METAL-CLAD SWITCHGEAR
ASSOC COMP: N/A
ASSOC COMP: N/A

MODEL NO.: 5HK-250
ASSOC M/N: N/A
ASSOC M/N: N/A

ASSOC. DWG: LOC: M-0119
ELEC: E-1162

MANUFACTU: BROWN-BOVERI ELECTRIC
ASSOC MANF: N/A
ASSOC MANF: N/A

SERIAL NO:
ASSOC S/N: N/A
ASSOC S/N: N/A

SERVICE: RECIRCULATION PUMP A.

P.O. NO: E-7

FUNCTION: TRIP THE RECIRCULATION SYSTEM PUMP A MOTOR DURING AN ATWS EVENT.

SUBMERGENCE: N/A

CHEMICAL SPRAY: N/A

PARAMETER	ENVIRONMENT		DOCUMENTATION REFERENCE		QUALIFICATION	OUTSTANDING ITEMS	INTERFACES:
	SPECIFICATION	QUALIFICATION	SPECIFICATION	QUALIFICATION	METHOD		LUGS: EQRR 171 CABLE: EQRR 22
OPERATING TIME	1 HR.	48 HRS.	78	139	TEST & ANAL.		
TEMPERATURE (F)	115	125	85	139	TEST & ANAL.		MAINTENANCE REQUIREMENTS: REFERENCE 139, PAGES III AND IV, SECTION 6.0 AND APPENDIX D.
PRESSURE (PSIA)	14.7	14.7	85	139	TEST & ANAL.		
RELATIVE HUMIDITY (%)	90	90	85	139	TEST & ANAL.		
RADIATION	6.01 E4	1.16 E6	85	139	TEST & ANAL.		REMARKS:
AGING	40 YRS.	40 YRS.	N/A	139	TEST & ANAL.		

DEFICIENCY RESOLUTION:

PREPARED BY: RDC DATE: 07/14/83 REVISION DATE: 08/01/83

FACILITY: LGS UNIT: 1 DOCKET: 50-352 EQRR: 167

REVIEWED BY: FMV DATE: 08/11/83

SYSTEM: 4KV POWER

ACCY: SPEC: N/A
DEMON: N/A
REF: N/A

LOCATION: ROOM 402

PLANT ID: 10A202

RACK/PANEL: N/A

COMPONENT: 5KV METAL-CLAD SWITCHGEAR
ASSOC COMP: N/A
ASSOC COMP: N/A

MODEL NO.: 5HK-250
ASSOC M/N: N/A
ASSOC M/N: N/A

ASSOC. DWG: LOC: M-0119
ELEC: E-1165

MANUFACTU: BROWN-BOVERI ELECTRIC
ASSOC MANF: N/A
ASSOC MANF: N/A

SERIAL NO:
ASSOC S/N: N/A
ASSOC S/N: N/A

SERVICE: RECIRCULATION PUMP B.

P.O. NO: E-7

FUNCTION: TRIP THE RECIRCULATION SYSTEM PUMP B MOTOR DURING AN ATWS EVENT.

SUBMERGENCE: N/A

CHEMICAL SPRAY: N/A

PARAMETER	ENVIRONMENT		DOCUMENTATION REFERENCE		QUALIFICATION	OUTSTANDING ITEMS	INTERFACES:
	SPECIFICATION	QUALIFICATION	SPECIFICATION	QUALIFICATION	METHOD		LUGS: EQRR 171 CABLE: EQRR 22
OPERATING TIME	7 HR.	48 HRS.	76	139	TEST & ANAL.		
TEMPERATURE (F)	115	125	85	139	TEST & ANAL.		MAINTENANCE REQUIREMENTS: REFERENCE 139, PAGES III AND IV, SECTION 6.0 AND APPENDIX D.
PRESSURE (PSIA)	14.7	14.7	85	139	TEST & ANAL.		
RELATIVE HUMIDITY (%)	90	90	85	139	TEST & ANAL.		
RADIATION	6.01 E4	1.16 E6	85	139	TEST & ANAL.		REMARKS:
AGING	40 YRS.	40 YRS.	N/A	139	TEST & ANAL.		

DEFICIENCY RESOLUTION:

PREPARED BY: RDC DATE: 07/11/83 REVISION DATE: 07/13/83

FACILITY: LGS UNIT: 1 DOCKET: 50-352 EQRR: 15

REVIEWED BY: FMV DATE: 07/13/83

SYSTEM: 440V LOAD CENTERS & MCCS

ACCY: SPEC: N/A
DEMON: N/A
REF: N/A

LOCATION: ROOM 602

PLANT ID: 10B201

RACK/PANEL: N/A

COMPONENT: 480V LOAD CENTER
ASSOC COMP: N/A
ASSOC COMP: N/A

MODEL NO.: K-LINE
ASSOC M/N: N/A
ASSOC M/N: N/A

ASSOC. DWG: LOC: M-0223
ELEC: E-1171

MANUFACTU: BROWN-BOVERI ELECTRIC
ASSOC MANF: N/A
ASSOC MANF: N/A

SERIAL NO: N/A
ASSOC S/N: N/A
ASSOC S/N: N/A

SERVICE: VARIOUS SAFETY SYSTEMS.

P.O. NO: E-10

FUNCTION: CLASS 1E POWER DISTRIBUTION.
REQUIRED FOR LOCA AND ALL HELBS.

SUBMERGENCE: N/A

CHEMICAL SPRAY: N/A

PARAMETER	ENVIRONMENT		DOCUMENTATION REFERENCE		QUALIFICATION	OUTSTANDING ITEMS	INTERFACES: LUGS: EQRR 171 CABLE: EQRR 22
	SPECIFICATION	QUALIFICATION	SPECIFICATION	QUALIFICATION	METHOD		
OPERATING TIME	180 DAYS	180 DAYS	78	141	TEST & ANAL.		
TEMPERATURE (F)	120	135	85	141	TEST		MAINTENANCE REQUIREMENTS: REFERENCE 141, PAGE IV.
PRESSURE (PSIA)	14.7	14.7	85	141	TEST		
RELATIVE HUMIDITY (%)	90	95	85	141	TEST		
RADIATION	6.71 E4	2.82 E5	85	141	TEST & ANAL.		REMARKS:
AGING	40 YRS.	40 YRS.	N/A	141	TEST & ANAL.		

DEFICIENCY RESOLUTION:

PREPARED BY: RDC DATE: 12/29/83 REVISION DATE: 01/04/84

FACILITY: LGS UNIT: 1 DOCKET: 50-352 EQRR: 186

REVIEWED BY: FMV DATE: 01/04/84

SYSTEM: 440V LOAD CENTERS & MCCS

PLANT ID: 10B201 - RELAY

COMPONENT: TIME DELAY RELAY
ASSOC COMP: N/A
ASSOC COMP: N/A

MANUFACTU: AGASTAT (AMERACE)
ASSOC MANF: N/A
ASSOC MANF: N/A

SERVICE: 440 V LOAD CENTER 10B201

FUNCTION: UPON ENERGIZATION, TO PROVIDE A TIME DELAY PRIOR TO CLOSING FEEDER BREAKERS. REQUIRED FOR LOCA AND ALL HELBS.

ACCY: SPEC: N/A
DEMON: N/A
REF: N/A

MODEL NO.: ETR
ASSOC M/N: N/A
ASSOC M/N: N/A

SERIAL NO:
ASSOC S/N: N/A
ASSOC S/N: N/A

LOCATION: ROOM 602

RACK/PANEL: N/A

ASSOC. DWG: LOC: M-0223
P&ID: N/A
ELEC: E-1171

P.O. NO: FIELD P.O.

SUBMERGENCE: N/A

CHEMICAL SPRAY: N/A

PARAMETER	ENVIRONMENT		DOCUMENTATION REFERENCE		QUALIFICATION	OUTSTANDING ITEMS	INTERFACES:
	SPECIFICATION	QUALIFICATION	SPECIFICATION	QUALIFICATION	METHOD		CABLES: EQRR 198
OPERATING TIME	180 DAYS	180 DAYS	78	159,625	TEST & ANAL.		
TEMPERATURE (F)	120	172	85	159	TEST		MAINTENANCE REQUIREMENTS: REFERENCE 159, APPENDIX C SECTION 7.2.
PRESSURE (PSIA)	14.7	14.7	85	159	TEST		
RELATIVE HUMIDITY (%)	90	95	85	159	TEST		
RADIATION	6.71 E4	2.0 E5	85	159	TEST & ANAL.		REMARKS: QUALIFIED LIFE IS 38.36 YEARS OR 25,000 OPERATIONS, WHICHEVER OCCURS FIRST.
AGING	40 YRS.	38.36	N/A	159,625	TEST & ANAL.		

DEFICIENCY RESOLUTION:

PREPARED BY: RDC DATE: 07/11/83 REVISION DATE: 07/13/83

FACILITY: LGS UNIT: 1 DOCKET: 50-352 EQRR: 15

REVIEWED BY: FMV DATE: 07/13/83

SYSTEM: 440V LOAD CENTERS & MCCS

ACCY: SPEC: N/A
DEMON: N/A
REF: N/A

LOCATION: ROOM 602

PLANT ID: 10B202

RACK/PANEL: N/A

COMPONENT: 480V LOAD CENTER
ASSOC COMP: N/A
ASSOC COMP: N/A

MODEL NO.: K-LINE
ASSOC M/N: N/A
ASSOC M/N: N/A

ASSOC. DWG: LOC: M-0223
ELEC: E-1171

MANUFACTU: BROWN-BOVERI ELECTRIC
ASSOC MANF: N/A
ASSOC MANF: N/A

SERIAL NO: N/A
ASSOC S/N: N/A
ASSOC S/N: N/A

SERVICE: VARIOUS SAFETY SYSTEMS.

P.O. NO: E-10

FUNCTION: CLASS 1E POWER DISTRIBUTION.
REQUIRED FOR LOCA AND ALL HELBS.

SUBMERGENCE: N/A

CHEMICAL SPRAY: N/A

PARAMETER	ENVIRONMENT		DOCUMENTATION REFERENCE		QUALIFICATION	OUTSTANDING ITEMS	INTERFACES: LUGS: EQRR 171 CABLE: EQRR 22
	SPECIFICATION	QUALIFICATION	SPECIFICATION	QUALIFICATION	METHOD		
OPERATING TIME	180 DAYS	180 DAYS	78	141	TEST & ANAL.		
TEMPERATURE (F)	120	135	85	141	TEST		MAINTENANCE REQUIREMENTS: REFERENCE 141, PAGE IV.
PRESSURE (PSIA)	14.7	14.7	85	141	TEST		
RELATIVE HUMIDITY (%)	90	95	85	141	TEST		
RADIATION	6.71 E4	2.82 E5	85	141	TEST & ANAL.		REMARKS:
AGING	40 YRS.	40 YRS.	N/A	141	TEST & ANAL.		

DEFICIENCY RESOLUTION:

PREPARED BY: RDC DATE: 12/29/83 REVISION DATE: 01/04/84

FACILITY: LGS UNIT: 1 DOCKET: 50-352 EQRR: 186

REVIEWED BY: FMV DATE: 01/04/84

SYSTEM: 440V LOAD CENTERS & MCCS

PLANT ID: 10B202 - RELAY

COMPONENT: TIME DELAY RELAY
ASSOC COMP: N/A
ASSOC COMP: N/A

MANUFACTU: AGASTAT (AMERACE)
ASSOC MANF: N/A
ASSOC MANF: N/A

SERVICE: 440 V LOAD CENTER 10B202

FUNCTION: UPON ENERGIZATION, TO PROVIDE A TIME DELAY PRIOR TO CLOSING FEEDER BREAKERS. REQUIRED FOR LOCA AND ALL HELBS.

ACCY: SPEC: N/A
DEMON: N/A
REF: N/A

MODEL NO.: ETR
ASSOC M/N: N/A
ASSOC M/N: N/A

SERIAL NO:
ASSOC S/N: N/A
ASSOC S/N: N/A

LOCATION: ROOM 602

RACK/PANEL: N/A

ASSOC. DWG: LOC: M-0223
P&ID: N/A
ELEC: E-1171

P.O. NO: FIELD P.O.

SUBMERGENCE: N/A

CHEMICAL SPRAY: N/A

PARAMETER	ENVIRONMENT		DOCUMENTATION REFERENCE		QUALIFICATION	OUTSTANDING ITEMS	INTERFACES:
	SPECIFICATION	QUALIFICATION	SPECIFICATION	QUALIFICATION	METHOD		CABLES: EQRR 198
OPERATING TIME	180 DAYS	180 DAYS	78	159,625	TEST & ANAL.		
TEMPERATURE (F)	120	172	85	159	TEST		MAINTENANCE REQUIREMENTS: REFERENCE 159, APPENDIX C SECTION 7.2
PRESSURE (PSIA)	14.7	14.7	85	159	TEST		
RELATIVE HUMIDITY (%)	90	95	85	159	TEST		
RADIATION	6.71 E4	2.0 E5	85	159	TEST & ANAL.		REMARKS: QUALIFIED LIFE IS 38.36 YEARS OR 25,000 OPERATIONS, WHICHEVER OCCURS FIRST.
AGING	40 YRS.	38.36	N/A	159,625	TEST & ANAL.		

DEFICIENCY RESOLUTION:

PREPARED BY: RDC DATE: 07/11/83 REVISION DATE: 07/13/83

FACILITY: LGS UNIT: 1 DOCKET: 50-352 EQRR: 15

REVIEWED BY: FMV DATE: 07/13/83

SYSTEM: 440V LOAD CENTERS & MCCS

ACCY: SPEC: N/A
DEMON: N/A
REF: N/A

LOCATION: ROOM 402

PLANT ID: 10B203

RACK/PANEL: N/A

COMPONENT: 480V LOAD CENTER
ASSOC COMP: N/A
ASSOC COMP: N/A

MODEL NO.: K-LINE
ASSOC M/N: N/A
ASSOC M/N: N/A

ASSOC. DWG: LOC: M-0230
ELEC: E-1164

MANUFACTU: BROWN-BOVERI ELECTRIC
ASSOC MANF: N/A
ASSOC MANF: N/A

SERIAL NO: N/A
ASSOC S/N: N/A
ASSOC S/N: N/A

SERVICE: VARIOUS SAFETY SYSTEMS.

P.O. NO: E-10

FUNCTION: CLASS 1E POWER DISTRIBUTION.
REQUIRED FOR LOCA AND ALL HELBS.

SUBMERGENCE: N/A

CHEMICAL SPRAY: N/A

PARAMETER	ENVIRONMENT		DOCUMENTATION REFERENCE		QUALIFICATION	OUTSTANDING ITEMS	INTERFACES:
	SPECIFICATION	QUALIFICATION	SPECIFICATION	QUALIFICATION	METHOD		LUGS: EQRR 171 CABLE: EQRR 22
OPERATING TIME	180 DAYS	180 DAYS	78	141	TEST & ANAL.		
TEMPERATURE (F)	120	135	85	141	TEST		MAINTENANCE REQUIREMENTS: REFERENCE 141, PAGE IV.
PRESSURE (PSIA)	14.7	14.7	85	141	TEST		
RELATIVE HUMIDITY (%)	90	95	85	141	TEST		
RADIATION	2.82 E5	2.82 E5	85	141	TEST & ANAL.		REMARKS: SPECIFIED RADIATION FROM REFERENCE 85, TABLE 2.
AGING	40 YRS.	40 YRS.	N/A	141	TEST & ANAL.		

DEFICIENCY RESOLUTION:

PREPARED BY: RDC DATE: 07/11/83 REVISION DATE: 07/13/83

FACILITY: LGS UNIT: 1 DOCKET: 50-352 EQRR: 15

REVIEWED BY: FMV DATE: 07/13/83

SYSTEM: 440V LOAD CENTERS & MCCS

ACCY: SPEC: N/A
DEMON: N/A
REF: N/A

LOCATION: ROOM 506B

PLANT ID: 10B204

RACK/PANEL: N/A

COMPONENT: 480V LOAD CENTER
ASSOC COMP: N/A
ASSOC COMP: N/A

MODEL NO.: K-LINE
ASSOC M/N: N/A
ASSOC M/N: N/A

ASSOC. DWG: LOC: M-0241
ELEC: E-1169

MANUFACTU: BROWN-BOVERI ELECTRIC
ASSOC MANF: N/A
ASSOC MANF: N/A

SERIAL NO: N/A
ASSOC S/N: N/A
ASSOC S/N: N/A

SERVICE: VARIOUS SAFETY SYSTEMS.

P.O. NO: E-10

FUNCTION: CLASS 1E POWER DISTRIBUTION.
REQUIRED FOR LOCA AND ALL HELBS.

SUBMERGENCE: N/A

CHEMICAL SPRAY: N/A

PARAMETER	ENVIRONMENT		DOCUMENTATION REFERENCE		QUALIFICATION	OUTSTANDING ITEMS	INTERFACES: LUGS: EQRR 171 CABLE: EQRR 22
	SPECIFICATION	QUALIFICATION	SPECIFICATION	QUALIFICATION	METHOD		
OPERATING TIME	180 DAYS	180 DAYS	78	141	TEST & ANAL.		
TEMPERATURE (F)	120	135	85	141	TEST		MAINTENANCE REQUIREMENTS: REFERENCE 141, PAGE IV.
PRESSURE (PSIA)	14.7	14.7	85	141	TEST		
RELATIVE HUMIDITY (%)	90	95	85	141	TEST		
RADIATION	6.71 E4	2.82 E5	85	141	TEST & ANAL.		REMARKS:
AGING	40 YRS.	40 YRS.	N/A	141	TEST & ANAL.		

DEFICIENCY RESOLUTION:

PREPARED BY: RDC DATE: 07/19/83 REVISION DATE: 01/19/84

FACILITY: LGS UNIT: 1 DOCKET: 50-352 EQRR: 16

REVIEWED BY: FMV DATE: 01/19/84

SYSTEM: 440V LOAD CENTERS & MCCS

PLANT ID: 10B211

ACCY: SPEC: N/A
DEMON: N/A
REF: N/A

LOCATION: ROOM 304

RACK/PANEL: N/A

COMPONENT: 480V MOTOR CONTROL CENTER
ASSOC COMP: N/A
ASSOC COMP: N/A

MODEL NO.: UNITROL
ASSOC M/N: N/A
ASSOC M/N: N/A

ASSOC. DWG: LOC: M-0229
ELEC: E-1160
E-55

MANUFACTU: CUTLER HAMMER
ASSOC MANF: N/A
ASSOC MANF: N/A

SERIAL NO:
ASSOC S/N: N/A
ASSOC S/N: N/A

SERVICE: VARIOUS SAFETY SYSTEMS.

P.O. NO: E-11

FUNCTION: CLASS 1E POWER DISTRIBUTION.
REQUIRED FOR LOCA AND ALL HELBS.

SUBMERGENCE: N/A

CHEMICAL SPRAY: N/A

PARAMETER	ENVIRONMENT		DOCUMENTATION REFERENCE		QUALIFICATION	OUTSTANDING ITEMS	INTERFACES:
	SPECIFICATION	QUALIFICATION	SPECIFICATION	QUALIFICATION	METHOD		LUGS: EQRR 171 CABLE: EQRR 22
OPERATING TIME	180 DAYS	180 DAYS	78	7,607	TEST & ANAL.		
TEMPERATURE (F)	120	135	85	7	TEST & ANAL.		MAINTENANCE REQUIREMENTS: REFERENCE 7, TABLE V.
PRESSURE (PSIA)	14.7	14.7	85	7	TEST & ANAL.		
RELATIVE HUMIDITY (%)	90	90	85	7	TEST & ANAL.		
RADIATION	3.47 E6	1.00 E7	85	7	TEST & ANAL.		REMARKS:
AGING	40 YRS.	40 YRS.	N/A	7	TEST & ANAL.		SPECIFIED RADIATION FROM REFERENCE 85, TABLE 2.

DEFICIENCY RESOLUTION:

PREPARED BY: RDC DATE: 07/19/83 REVISION DATE: 01/19/84

FACILITY: LGS UNIT: 1 DOCKET: 50-352 EQRR: 16

REVIEWED BY: FMV DATE: 01/19/84

SYSTEM: 440V LOAD CENTERS & MCCS

ACCY: SPEC: N/A
DEMON: N/A
REF: N/A

LOCATION: ROOM 304

PLANT ID: 10B212

RACK/PANEL: N/A

COMPONENT: 480V MOTOR CONTROL CENTER
ASSOC COMP: N/A
ASSOC COMP: N/A

MODEL NO.: UNITROL
ASSOC M/N: N/A
ASSOC M/N: N/A

ASSOC. DWG: LOC: M-0229
ELEC: E-1159
E-55

MANUFACTU: CUTLER HAMMER
ASSOC MANF: N/A
ASSOC MANF: N/A

SERIAL NO:
ASSOC S/N: N/A
ASSOC S/N: N/A

SERVICE: VARIOUS SAFETY SYSTEMS.

P.O. NO: E-11

FUNCTION: CLASS 1E POWER DISTRIBUTION.
REQUIRED FOR LOCA AND ALL HELBS.

SUBMERGENCE: N/A

CHEMICAL SPRAY: N/A

PARAMETER	ENVIRONMENT		DOCUMENTATION REFERENCE		QUALIFICATION	OUTSTANDING ITEMS	INTERFACES: LUGS: EQRR 171 CABLE: EQRR 22
	SPECIFICATION	QUALIFICATION	SPECIFICATION	QUALIFICATION	METHOD		
OPERATING TIME	180 DAYS	180 DAYS	78	7,607	TEST & ANAL.		
TEMPERATURE (F)	120	135	85	7	TEST & ANAL.		MAINTENANCE REQUIREMENTS REFERENCE 7, TABLE V.
PRESSURE (PSIA)	14.7	14.7	85	7	TEST & ANAL.		
RELATIVE HUMIDITY (%)	90	90	85	7	TEST & ANAL.		
RADIATION	3.47 E6	1.00 E7	85	7	TEST & ANAL.		REMARKS:
AGING	40 YRS.	40 YRS.	N/A	7	TEST & ANAL.		SPECIFIED RADIATION FROM REFERENCE 85, TABLE 2.

DEFICIENCY RESOLUTION:

PREPARED BY: RDC DATE: 07/19/83 REVISION DATE: 01/19/84

FACILITY: LGS UNIT: 1 DOCKET: 50-352 EQRR: 16

REVIEWED BY: FMV DATE: 01/19/84

SYSTEM: 440V LOAD CENTERS & MCCS

PLANT ID: 10B213

COMPONENT: 480V MOTOR CONTROL CENTER
ASSOC COMP: N/A
ASSOC COMP: N/A

MANUFACTU: CUTLER HAMMER
ASSOC MANF: N/A
ASSOC MANF: N/A

SERVICE: VARIOUS SAFETY SYSTEMS.

FUNCTION: CLASS 1E POWER DISTRIBUTION.
REQUIRED FOR LOCA AND ALL HELBS.

ACCY: SPEC: N/A
DEMON: N/A
REF: N/A

MODEL NO.: UNITROL
ASSOC M/N: N/A
ASSOC M/N: N/A

SERIAL NO:
ASSOC S/N: N/A
ASSOC S/N: N/A

LOCATION: ROOM 506A

RACK/PANEL: N/A

ASSOC. DWG: LOC: M-0210
ELEC: E-1166
E-58

P.O. NO: E-11

SUBMERGENCE: N/A

CHEMICAL SPRAY: N/A

PARAMETER	ENVIRONMENT		DOCUMENTATION REFERENCE		QUALIFICATION	OUTSTANDING ITEMS	INTERFACES:
	SPECIFICATION	QUALIFICATION	SPECIFICATION	QUALIFICATION	METHOD		LUGS: EQRR 171 CABLE: EQRR 22
OPERATING TIME	180 DAYS	180 DAYS	78	7,607	TEST & ANAL.		
TEMPERATURE (F)	120	135	85	7	TEST & ANAL.		MAINTENANCE REQUIREMENTS: REFERENCE 7, TABLE V.
PRESSURE (PSIA)	14.7	14.7	85	7	TEST & ANAL.		
RELATIVE HUMIDITY (%)	90	90	85	7	TEST & ANAL.		
RADIATION	3.47 E6	1.00 E7	85	7	TEST & ANAL.		REMARKS:
AGING	40 YRS.	40 YRS.	N/A	7	TEST & ANAL.		SPECIFIED RADIATION FROM REFERENCE 85, TABLE 2.

DEFICIENCY RESOLUTION:

PREPARED BY: RDC DATE: 07/19/83 REVISION DATE: 01/23/84

FACILITY: LGS UNIT: 1 DOCKET: 50-352 EQRR: 16

REVIEWED BY: FMV DATE: 01/23/84

SYSTEM: 440V LOAD CENTERS & MCCS

PLANT ID: 10B214

ACCY: SPEC: N/A
DEMON: N/A
REF: N/A

LOCATION: ROOM 506B

RACK/PANEL: N/A

COMPONENT: 480V MOTOR CONTROL CENTER
ASSOC COMP: N/A
ASSOC COMP: N/A

MODEL NO.: UNITROL
ASSOC M/N: N/A
ASSOC M/N: N/A

ASSOC. DWG: LOC: M-0241
ELEC: E-1169
E-58

MANUFACTU: CUTLER HAMMER
ASSOC MANF: N/A
ASSOC MANF: N/A

SERIAL NO:
ASSOC S/N: N/A
ASSOC S/N: N/A

SERVICE: VARIOUS SAFETY SYSTEMS.

P.O. NO: E-11

FUNCTION: CLASS 1E POWER DISTRIBUTION.
REQUIRED FOR LOCA AND ALL HELBS.

SUBMERGENCE: N/A

CHEMICAL SPRAY: N/A

PARAMETER	ENVIRONMENT		DOCUMENTATION REFERENCE		QUALIFICATION	OUTSTANDING ITEMS	INTERFACES:
	SPECIFICATION	QUALIFICATION	SPECIFICATION	QUALIFICATION	METHOD		LUGS: EQRR 171 CABLE: EQRR 22
OPERATING TIME	180 DAYS	180 DAYS	78	7,607	TEST & ANAL.		
TEMPERATURE (F)	120	135	85	7	TEST & ANAL.		MAINTENANCE REQUIREMENTS: REFERENCE 7, TABLE V.
PRESSURE (PSIA)	14.7	14.7	85	7	TEST & ANAL.		
RELATIVE HUMIDITY (%)	90	90	85	7	TEST & ANAL.		
RADIATION	6.71 E4	1.00 E7	85	7	TEST & ANAL.		REMARKS:
AGING	40 YRS.	40 YRS.	N/A	7	TEST & ANAL.		

DEFICIENCY RESOLUTION:

FACILITY: LGS UNIT: 1 DOCKET: 50-352 EQRR: 16

PREPARED BY: RDC DATE: 07/19/83 REVISION DATE: 01/19/84

REVIEWED BY: FMV DATE: 01/19/84

SYSTEM: 440V LOAD CENTERS & MCCS

PLANT ID: 10B215

ACCY: SPEC: N/A
DEMON: N/A
REF: N/A

LOCATION: ROOM 304

RACK/PANEL: N/A

COMPONENT: 480V MOTOR CONTROL CENTER
ASSOC COMP: N/A
ASSOC COMP: N/A

MODEL NO.: UNITROL
ASSOC M/N: N/A
ASSOC M/N: N/A

ASSOC. DWG: LOC: M-0118
ELEC: E-1161

MANUFACTU: CUTLER HAMMER
ASSOC MANF: N/A
ASSOC MANF: N/A

SERIAL NO:
ASSOC S/N: N/A
ASSOC S/N: N/A

SERVICE: VARIOUS SAFETY SYSTEMS.

P.O. NO: E-11

FUNCTION: CLASS 1E POWER DISTRIBUTION.
REQUIRED FOR LOCA AND ALL HELBS.

SUBMERGENCE: N/A

CHEMICAL SPRAY: N/A

PARAMETER	ENVIRONMENT		DOCUMENTATION REFERENCE		QUALIFICATION	OUTSTANDING ITEMS	INTERFACES:
	SPECIFICATION	QUALIFICATION	SPECIFICATION	QUALIFICATION	METHOD		LUGS: EQRR 171 CABLE: EQRR 22
OPERATING TIME	180 DAYS	180 DAYS	78	7, 607	TEST & ANAL.		
TEMPERATURE (F)	120	135	85	7	TEST & ANAL.		MAINTENANCE REQUIREMENTS: REFERENCE 7, TABLE V.
PRESSURE (PSIA)	14.7	14.7	85	7	TEST & ANAL.		
RELATIVE HUMIDITY (%)	90	90	85	7	TEST & ANAL.		
RADIATION	3.47 E6	1.00 E7	85	7	TEST & ANAL.		REMARKS:
AGING	40 YRS.	40 YRS.	N/A	7	TEST & ANAL.		SPECIFIED RADIATION FROM REFERENCE 85, TABLE 2.

DEFICIENCY RESOLUTION:

PREPARED BY: RDC DATE: 07/19/83 REVISION DATE: 01/19/84

FACILITY: LGS UNIT: 1 DOCKET: 50-352 EQRR: 16

REVIEWED BY: FMV DATE: 01/19/84

SYSTEM: 440V LOAD CENTERS & MCCS

ACCY: SPEC: N/A
DEMON: N/A
REF: N/A

LOCATION: ROOM 304

PLANT ID: 10B216

RACK/PANEL: N/A

COMPONENT: 480V MOTOR CONTROL CENTER
ASSOC COMP: N/A
ASSOC COMP: N/A

MODEL NO.: UNITROL
ASSOC M/N: N/A
ASSOC M/N: N/A

ASSOC. DWG: LOC: M-0118
ELEC: E-1161

MANUFACTU: CUTLER HAMMER
ASSOC MANF: N/A
ASSOC MANF: N/A

SERIAL NO:
ASSOC S/N: N/A
ASSOC S/N: N/A

SERVICE: VARIOUS SAFETY SYSTEMS.

P.O. NO: E-11

FUNCTION: CLASS 1E POWER DISTRIBUTION.
REQUIRED FOR LOCA AND ALL HELBS.

SUBMERGENCE: N/A

CHEMICAL SPRAY: N/A

PARAMETER	ENVIRONMENT		DOCUMENTATION REFERENCE		QUALIFICATION	OUTSTANDING ITEMS	INTERFACES: LUGS: EQRR 171 CABLE: EQRR 22
	SPECIFICATION	QUALIFICATION	SPECIFICATION	QUALIFICATION	METHOD		
OPERATING TIME	180 DAYS	180 DAYS	78	7, 607	TEST & ANAL.		
TEMPERATURE (F)	120	135	85	7	TEST & ANAL.		MAINTENANCE REQUIREMENTS: REFERENCE 7, TABLE V.
PRESSURE (PSIA)	14.7	14.7	85	7	TEST & ANAL.		
RELATIVE HUMIDITY (%)	90	90	85	7	TEST & ANAL.		
RADIATION	3.47 E6	1.00 E7	85	7	TEST & ANAL.		REMARKS:
AGING	40 YRS.	40 YRS.	N/A	7	TEST & ANAL.		SPECIFIED RADIATION FROM REFERENCE 85, TABLE 2.

DEFICIENCY RESOLUTION:

PREPARED BY: RDC DATE: 07/19/83 REVISION DATE: 01/19/84

FACILITY: LGS UNIT: 1 DOCKET: 50-352 EQRR: 16

REVIEWED BY: FMV DATE: 01/19/84

SYSTEM: 440V LOAD CENTERS & MCCS

ACCY: SPEC: N/A
DEMON: N/A
REF: N/A

LOCATION: ROOM 200

PLANT ID: 10B217

RACK/PANEL: N/A

COMPONENT: 480V MOTOR CONTROL CENTER
ASSOC COMP: N/A
ASSOC COMP: N/A

MODEL NO.: UNITROL
ASSOC M/N: N/A
ASSOC M/N: N/A

ASSOC. DWG: LOC: M-0117
ELEC: E-1156
E-57

MANUFACTU: CUTLER HAMMER
ASSOC MANF: N/A
ASSOC MANF: N/A

SERIAL NO:
ASSOC S/N: N/A
ASSOC S/N: N/A

SERVICE: VARIOUS SAFETY SYSTEMS.

P.O. NO: E-11

FUNCTION: CLASS 1E POWER DISTRIBUTION.
REQUIRED FOR LOCA AND ALL HELBS.

SUBMERGENCE: N/A

CHEMICAL SPRAY: N/A

PARAMETER	ENVIRONMENT		DOCUMENTATION REFERENCE		QUALIFICATION	OUTSTANDING ITEMS	INTERFACES: LUGS: EQRR 171 CABLE: EQRR 22
	SPECIFICATION	QUALIFICATION	SPECIFICATION	QUALIFICATION	METHOD		
OPERATING TIME	180 DAYS	180 DAYS	78	7,607	TEST & ANAL.		
TEMPERATURE (F)	120	135	85	7	TEST & ANAL.		MAINTENANCE REQUIREMENTS: REFERENCE 7, TABLE V.
PRESSURE (PSIA)	14.7	14.7	85	7	TEST & ANAL.		
RELATIVE HUMIDITY (%)	90	90	85	7	TEST & ANAL.		
RADIATION	3.47 E6	1.00 E7	85	7	TEST & ANAL.		REMARKS:
AGING	40 YRS.	40 YRS.	N/A	7	TEST & ANAL.		SPECIFIED RADIATION FROM REFERENCE 85, TABLE 2.

DEFICIENCY RESOLUTION:

PREPARED BY: RDC DATE: 07/19/83 REVISION DATE: 01/19/84

FACILITY: LGS UNIT: 1 DOCKET: 50-352 EQRR: 16

REVIEWED BY: FMV DATE: 01/19/84

SYSTEM: 440V LOAD CENTERS & MCCS

ACCY: SPEC: N/A
DEMON: N/A
REF: N/A

LOCATION: ROOM 207

PLANT ID: 10B218

RACK/PANEL: N/A

COMPONENT: 480V MOTOR CONTROL CENTER
ASSOC COMP: N/A
ASSOC COMP: N/A

MODEL NO.: UNITROL
ASSOC M/N: N/A
ASSOC M/N: N/A

ASSOC. DWG: LOC: M-0117
ELEC: E-1155
E-57

MANUFACTU: CUTLER HAMMER
ASSOC MANF: N/A
ASSOC MANF: N/A

SERIAL NO:
ASSOC S/N: N/A
ASSOC S/N: N/A

SERVICE: VARIOUS SAFETY SYSTEMS.

P.O. NO: E-11

FUNCTION: CLASS 1E POWER DISTRIBUTION.
REQUIRED FOR LOCA AND ALL HELBS.

SUBMERGENCE: N/A

CHEMICAL SPRAY: N/A

PARAMETER	ENVIRONMENT		DOCUMENTATION REFERENCE		QUALIFICATION	OUTSTANDING ITEMS	INTERFACES: LUGS: EQRR 171 CABLE: EQRR 22
	SPECIFICATION	QUALIFICATION	SPECIFICATION	QUALIFICATION	METHOD		
OPERATING TIME	180 DAYS	180 DAYS	78	7,607	TEST & ANAL.		
TEMPERATURE (F)	120	135	85	7	TEST & ANAL.		MAINTENANCE REQUIREMENTS: REFERENCE 7, TABLE V.
PRESSURE (PSIA)	14.7	14.7	85	7	TEST & ANAL.		
RELATIVE HUMIDITY (%)	90	90	85	7	TEST & ANAL.		
RADIATION	3.47 E6	1.00 E7	85	7	TEST & ANAL.		REMARKS:
AGING	40 YRS.	40 YRS.	N/A	7	TEST & ANAL.		SPECIFIED RADIATION FROM REFERENCE 85, TABLE 2.

DEFICIENCY RESOLUTION:

PREPARED BY: RDC DATE: 07/19/83 REVISION DATE: 01/23/84

FACILITY: LGS UNIT: 1 DOCKET: 50-352 EQRR: 16

REVIEWED BY: FMV DATE: 01/23/84

SYSTEM: 440V LOAD CENTERS & MCCS

PLANT ID: 10B219

ACCY: SPEC: N/A
DEMON: N/A
REF: N/A

LOCATION: ROOM 602

RACK/PANEL: N/A

COMPONENT: 480V MOTOR CONTROL CENTER
ASSOC COMP: N/A
ASSOC COMP: N/A

MODEL NO.: UNITROL
ASSOC M/N: N/A
ASSOC M/N: N/A

ASSOC. DWG: LOC: M-0121
ELEC: E-1170

MANUFACTU: CUTLER HAMMER
ASSOC MANF: N/A
ASSOC MANF: N/A

SERIAL NO:
ASSOC S/N: N/A
ASSOC S/N: N/A

SERVICE: VARIOUS SAFETY SYSTEMS.

P.O. NO: E-11

FUNCTION: CLASS 1E POWER DISTRIBUTION.
REQUIRED FOR LOCA AND ALL HELBS.

SUBMERGENCE: N/A

CHEMICAL SPRAY: N/A

PARAMETER	ENVIRONMENT		DOCUMENTATION REFERENCE		QUALIFICATION	OUTSTANDING ITEMS	INTERFACES: LUGS: EQRR 171 CABLE: EQRR 22
	SPECIFICATION	QUALIFICATION	SPECIFICATION	QUALIFICATION	METHOD		
OPERATING TIME	180 DAYS	180 DAYS	78	7, 607	TEST & ANAL.		
TEMPERATURE (F)	120	135	85	7	TEST & ANAL.		MAINTENANCE REQUIREMENTS: REFERENCE 7, TABLE V.
PRESSURE (PSIA)	14.7	14.7	85	7	TEST & ANAL.		
RELATIVE HUMIDITY (%)	90	90	85	7	TEST & ANAL.		
RADIATION	6.71 E4	1.00 E7	85	7	TEST & ANAL.		REMARKS:
AGING	40 YRS.	40 YRS.	N/A	7	TEST & ANAL.		

DEFICIENCY RESOLUTION:

PREPARED BY: RDC DATE: 07/19/83 PEVISION DATE: 01/23/84

FACILITY: LGS UNIT: 1 DOCKET: 50-352 EQRR: 16

REVIEWED BY: FMV DATE: 01/23/84

SYSTEM: 440V LOAD CENTERS & MCCS

ACCY: SPEC: N/A
DEMON: N/A
REF: N/A

LOCATION: ROOM 602

PLANT ID: 10B220

RACK/PANEL: N/A

COMPONENT: 480V MOTOR CONTROL CENTER
ASSOC COMP: N/A
ASSOC COMP: N/A

MODEL NO.: UNITROL
ASSOC M/N: N/A
ASSOC M/N: N/A

ASSOC. DWG: LOC: M-0121
ELEC: E-1170

MANUFACTU: CUTLER HAMMER
ASSOC MANF: N/A
ASSOC MANF: N/A

SERIAL NO:
ASSOC S/N: N/A
ASSOC S/N: N/A

SERVICE: VARIOUS SAFETY SYSTEMS.

P.O. NO: E-11

FUNCTION: CLASS 1E POWER DISTRIBUTION.
REQUIRED FOR LOCA AND ALL HELBS.

SUBMERGENCE: N/A

CHEMICAL SPRAY: N/A

PARAMETER	ENVIRONMENT		DOCUMENTATION REFERENCE		QUALIFICATION	OUTSTANDING ITEMS	INTERFACES: LUGS: EQRR 171 CABLE: EQRR 22
	SPECIFICATION	QUALIFICATION	SPECIFICATION	QUALIFICATION	METHOD		
OPERATING TIME	180 DAYS	180 DAYS	78	7, 607	TEST & ANAL.		
TEMPERATURE (F)	120	135	85	7	TEST & ANAL.		MAINTENANCE REQUIREMENTS: REFERENCE 7, TABLE V.
PRESSURE (PSIA)	14.7	14.7	85	7	TEST & ANAL.		
RELATIVE HUMIDITY (%)	90	90	85	7	TEST & ANAL.		
RADIATION	6.71 E4	1.00 E7	85	7	TEST & ANAL.		REMARKS:
AGING	40 YRS.	40 YRS.	N/A	7	TEST & ANAL.		

DEFICIENCY RESOLUTION:

PREPARED BY: RDC DATE: 07/19/83 REVISION DATE: 01/19/84

FACILITY: LGS UNIT: 1 DOCKET: 50-352 EQRR: 16

REVIEWED BY: FMV DATE: 01/19/84

SYSTEM: 440V LOAD CENTERS & MCCS

PLANT ID: 10B221

COMPONENT: 480V MOTOR CONTROL CENTER
ASSOC COMP: N/A
ASSOC COMP: N/A

MANUFACTU: CUTLER HAMMER
ASSOC MANF: N/A
ASSOC MANF: N/A

SERVICE: VARIOUS SAFETY SYSTEMS.

FUNCTION: CLASS 1E POWER DISTRIBUTION.
REQUIRED FOR LOCA AND ALL HELBS.

ACCY: SPEC: N/A
DEMON: N/A
REF: N/A

MODEL NO.: UNITROL
ASSOC M/N: N/A
ASSOC M/N: N/A

SERIAL NO:
ASSOC S/N: N/A
ASSOC S/N: N/A

LOCATION: ROOM 200

RACK/PANEL: N/A

ASSOC. DWG: LOC: M-0117
ELEC: E-1156

P.O. NO: E-11

SUBMERGENCE: N/A

CHEMICAL SPRAY: N/A

PARAMETER	ENVIRONMENT		DOCUMENTATION REFERENCE		QUALIFICATION	OUTSTANDING ITEMS	INTERFACES:
	SPECIFICATION	QUALIFICATION	SPECIFICATION	QUALIFICATION	METHOD		LUGS: EQRR 171 CABLE: EQRR 22
OPERATING TIME	180 DAYS	180 DAYS	78	7, 607	TEST & ANAL.		
TEMPERATURE (F)	120	135	85	7	TEST & ANAL.		MAINTENANCE REQUIREMENTS: REFERENCE 7, TABLE V.
PRESSURE (PSIA)	14.7	14.7	85	7	TEST & ANAL.		
RELATIVE HUMIDITY (%)	90	90	85	7	TEST & ANAL.		
RADIATION	3.47 E6	1.00 E7	85	7	TEST & ANAL.		REMARKS:
AGING	40 YRS.	40 YRS.	N/A	7	TEST & ANAL.		SPECIFIED RADIATION FROM REFERENCE 85, TABLE 2.

DEFICIENCY RESOLUTION:

PREPARED BY: RDC DATE: 07/19/83 REVISION DATE: 01/19/84

FACILITY: LGS UNIT: 1 DOCKET: 50-352 EQRR: 16

REVIEWED BY: FMV DATE: 01/19/84

SYSTEM: 440V LOAD CENTERS & MCCS

PLANT ID: 10B222

COMPONENT: 480V MOTOR CONTROL CENTER
ASSOC COMP: N/A
ASSOC COMP: N/A

MANUFACTU: CUTLER HAMMER
ASSOC MANF: N/A
ASSOC MANF: N/A

SERVICE: VARIOUS SAFETY SYSTEMS.

FUNCTION: CLASS 1E POWER DISTRIBUTION.
REQUIRED FOR LOCA AND ALL HELBS.

ACCY: SPEC: N/A
DEMON: N/A
REF: N/A

MODEL NO.: UNITROL
ASSOC M/N: N/A
ASSOC M/N: N/A

SERIAL NO:
ASSOC S/N: N/A
ASSOC S/N: N/A

LOCATION: ROOM 304

RACK/PANEL: N/A

ASSOC. DWG: LOC: M-0118
ELEC: E-1161

P.O. NO: E-11

SUBMERGENCE: N/A

CHEMICAL SPRAY: N/A

PARAMETER	ENVIRONMENT		DOCUMENTATION REFERENCE		QUALIFICATION	OUTSTANDING ITEMS	INTERFACES:
	SPECIFICATION	QUALIFICATION	SPECIFICATION	QUALIFICATION	METHOD		LUGS: EQRR 171 CABLE: EQRR 22
OPERATING TIME	180 DAYS	180 DAYS	78	7, 607	TEST & ANAL.		
TEMPERATURE (F)	120	135	85	7	TEST & ANAL.		MAINTENANCE REQUIREMENTS: REFERENCE 7, TABLE V.
PRESSURE (PSIA)	14.7	14.7	85	7	TEST & ANAL.		
RELATIVE HUMIDITY (%)	90	90	85	7	TEST & ANAL.		
RADIATION	3.47 E6	1.00 E7	85	7	TEST & ANAL.		REMARKS:
AGING	40 YRS.	40 YRS.	N/A	7	TEST & ANAL.		SPECIFIED RADIATION FROM REFERENCE 85, TABLE 2.

DEFICIENCY RESOLUTION:

PREPARED BY: RDC DATE: 07/19/83 REVISION DATE: 01/19/84

FACILITY: LGS UNIT: 1 DOCKET: 50-352 EQRR: 16

REVIEWED BY: FMV DATE: 01/19/84

SYSTEM: 440V LOAD CENTERS & MCCS

PLANT ID: 10B223

COMPONENT: 480V MOTOR CONTROL CENTER
ASSOC COMP: N/A
ASSOC COMP: N/A

MANUFACTU: CUTLER HAMMER
ASSOC MANF: N/A
ASSOC MANF: N/A

SERVICE: VARIOUS SAFETY SYSTEMS.

FUNCTION: CLASS 1E POWER DISTRIBUTION.
REQUIRED FOR LOCA AND ALL HELBS.

ACCY: SPEC: N/A
DEMON: N/A
REF: N/A

MODEL NO.: UNITROL
ASSOC M/N: N/A
ASSOC M/N: N/A

SERIAL NO:
ASSOC S/N: N/A
ASSOC S/N: N/A

LOCATION: ROOM 402

RACK/PANEL: N/A

ASSOC. DWG: LOC: M-0119
ELEC: E-1164
E-58

P.O. NO: E-11

SUBMERGENCE: N/A

CHEMICAL SPRAY: N/A

PARAMETER	ENVIRONMENT		DOCUMENTATION REFERENCE		QUALIFICATION	OUTSTANDING ITEMS	INTERFACES:
	SPECIFICATION	QUALIFICATION	SPECIFICATION	QUALIFICATION	METHOD		LUGS: EQRR 171 CABLE: EQRR 22
OPERATING TIME	180 DAYS	180 DAYS	78	7,607	TEST & ANAL.		
TEMPERATURE (F)	120	135	85	7	TEST & ANAL.		MAINTENANCE REQUIREMENTS: REFERENCE 7, TABLE V.
PRESSURE (PSIA)	14.7	14.7	85	7	TEST & ANAL.		
RELATIVE HUMIDITY (%)	90	90	85	7	TEST & ANAL.		
RADIATION	3.47 E6	1.00 E7	85	7	TEST & ANAL.		REMARKS:
AGING	40 YRS.	40 YRS.	N/A	7	TEST & ANAL.		SPECIFIED RADIATION FROM REFERENCE 85, TABLE 2.

DEFICIENCY RESOLUTION:

PREPARED BY: RDC DATE: 07/19/83 REVISION DATE: 01/19/84

FACILITY: LGS UNIT: 1 DOCKET: 50-352 EQRR: 16

REVIEWED BY: FMV DATE: 01/19/84

SYSTEM: 440V LOAD CENTERS & MCCS

ACCY: SPEC: N/A
DEMON: N/A
REF: N/A

LOCATION: ROOM 402

PLANT ID: 10B224

RACK/PANEL: N/A

COMPONENT: 480V MOTOR CONTROL CENTER
ASSOC COMP: N/A
ASSOC COMP: N/A

MODEL NO.: UNITROL
ASSOC M/N: N/A
ASSOC M/N: N/A

ASSOC. DWG: LOC: M-0119
ELEC: E-1164
E-58

MANUFACTU: CUTLER HAMMER
ASSOC MANF: N/A
ASSOC MANF: N/A

SERIAL NO:
ASSOC S/N: N/A
ASSOC S/N: N/A

SERVICE: VARIOUS SAFETY SYSTEMS.

P.O. NO: E-11

FUNCTION: CLASS 1E POWER DISTRIBUTION.
REQUIRED FOR LOCA AND ALL HELBS.

SUBMERGENCE: N/A

CHEMICAL SPRAY: N/A

PARAMETER	ENVIRONMENT		DOCUMENTATION REFERENCE		QUALIFICATION	OUTSTANDING ITEMS	INTERFACES:
	SPECIFICATION	QUALIFICATION	SPECIFICATION	QUALIFICATION	METHOD		LUGS: EQRR 171 CABLE: EQRR 22
OPERATING TIME	180 DAYS	180 DAYS	78	7,607	TEST & ANAL.		
TEMPERATURE (F)	120	135	85	7	TEST & ANAL.		MAINTENANCE REQUIREMENTS: REFERENCE 7, TABLE V.
PRESSURE (PSIA)	14.7	14.7	85	7	TEST & ANAL.		
RELATIVE HUMIDITY (%)	90	90	85	7	TEST & ANAL.		
RADIATION	3.47 E6	1.00 E7	85	7	TEST & ANAL.		REMARKS:
AGING	40 YRS.	40 YRS.	N/A	7	TEST & ANAL.		SPECIFIED RADIATION FROM REFERENCE 85, TABLE 2.

DEFICIENCY RESOLUTION:

PREPARED BY: RDC DATE: 07/11/83 REVISION DATE: 07/13/83

FACILITY: LGS UNIT: 1 DOCKET: 50-352 EQRR: 15

REVIEWED BY: FMV DATE: 07/13/83

SYSTEM: 440V LOAD CENTERS & MCCS

ACCY: SPEC: N/A
DEMON: N/A
REF: N/A

LOCATION: ROOM 602

PLANT ID: 10X201

RACK/PANEL: N/A

COMPONENT: TRANSFORMER
ASSOC COMP: N/A
ASSOC COMP: N/A

MODEL NO.: 1000 KVA DRYTYPE
ASSOC M/N: N/A
ASSOC M/N: N/A

ASSOC. DWG: LOC: M-0223
ELEC: E-1171

MANUFACTU: BROWN-BOVERI ELECTRIC
ASSOC MANF: N/A
ASSOC MANF: N/A

SERIAL NO: 24-29781
ASSOC S/N: N/A
ASSOC S/N: N/A

SERVICE: 480 VOLT LOAD CENTER 10B201.

P.O. NO: E-10

FUNCTION: CLASS 1E POWER DISTRIBUTION, STEP DOWN TRANSFORMER-4160/480 VOLTS. REQUIRED FOR LOCA AND ALL HELBS.

SUBMERGENCE: N/A

CHEMICAL SPRAY: N/A

PARAMETER	ENVIRONMENT		DOCUMENTATION REFERENCE		QUALIFICATION	OUTSTANDING ITEMS	INTERFACES:
	SPECIFICATION	QUALIFICATION	SPECIFICATION	QUALIFICATION	METHOD		LUGS: EQRR 171 CABLE: EQRR 22
OPERATING TIME	180 DAYS	180 DAYS	78	141	TEST & ANAL.		
TEMPERATURE (F)	120	122	85	141	TEST & ANAL.		MAINTENANCE REQUIREMENTS: REFERENCE 141, APPENDIX D, PAGE 25.
PRESSURE (PSIA)	14.7	14.7	85	141	TEST		
RELATIVE HUMIDITY (%)	90	100	85	141	TEST		
RADIATION	6.71 E4	1.10 E7	85	141	TEST & ANAL.		REMARKS:
AGING	40 YRS.	40 YRS.	N/A	141	TEST & ANAL.		

DEFICIENCY RESOLUTION:

PREPARED BY: RDC DATE: 07/11/83 REVISION DATE: 07/13/83

FACILITY: LGS UNIT: 1 DOCKET: 50-352 EQRR: 15

REVIEWED BY: FMV DATE: 07/13/83

SYSTEM: 440V LOAD CENTERS & MCCS

ACCY: SPEC: N/A
DEMON: N/A
REF: N/A

LOCATION: ROOM 602

PLANT ID: 10X202

RACK/PANEL: N/A

COMPONENT: TRANSFORMER
ASSOC COMP: N/A
ASSOC COMP: N/A

MODEL NO.: 1000 KVA DRYTYPE
ASSOC M/N: N/A
ASSOC M/N: N/A

ASSOC. DWG: LOC: M-0223
ELEC: E-1171

MANUFACTU: BROWN-BOVERI ELECTRIC
ASSOC MANF: N/A
ASSOC MANF: N/A

SERIAL NO: 24-29781
ASSOC S/N: N/A
ASSOC S/N: N/A

SERVICE: 480 VOLT LOAD CENTER 10B202.

P.O. NO: E-10

FUNCTION: CLASS 1E POWER DISTRIBUTION, STEP DOWN TRANSFORMER-4160/480 VOLTS. REQUIRED FOR LOCA AND ALL HELBS.

SUBMERGENCE: N/A

CHEMICAL SPRAY: N/A

PARAMETER	ENVIRONMENT		DOCUMENTATION REFERENCE		QUALIFICATION	OUTSTANDING ITEMS	INTERFACES: LUGS: EQRR 171 CABLE: EQRR 22
	SPECIFICATION	QUALIFICATION	SPECIFICATION	QUALIFICATION	METHOD		
OPERATING TIME	180 DAYS	180 DAYS	78	141	TEST & ANAL.		
TEMPERATURE (F)	120	122	85	141	TEST & ANAL.		MAINTENANCE REQUIREMENTS: REFERENCE 141, APPENDIX D, PAGE 25.
PRESSURE (PSIA)	14.7	14.7	85	141	TEST		
RELATIVE HUMIDITY (%)	90	100	85	141	TEST		
RADIATION	6.71 E4	1.10 E7	85	141	TEST & ANAL.		REMARKS:
AGING	40 YRS.	40 YRS.	N/A	141	TEST & ANAL.		

DEFICIENCY RESOLUTION:

PREPARED BY: PDC DATE: 07/11/83 REVISION DATE: 07/15/83

FACILITY: LGS UNIT: 1 DOCKET: 50-352 EQRR: 15

REVIEWED BY: FMV DATE: 07/15/83

SYSTEM: 440V LOAD CENTERS & MCCS

ACCY: SPEC: N/A
DEMON: N/A
REF: N/A

LOCATION: ROOM 402

PLANT ID: 10X203

RACK/PANEL: N/A

COMPONENT: TRANSFORMER
ASSOC COMP: N/A
ASSOC COMP: N/A

MODEL NO.:
ASSOC M/N: N/A
ASSOC M/N: N/A

ASSOC. DWG: LOC: M-0230
ELEC: E-1164

MANUFACTU: WESTINGHOUSE
ASSOC MANF: N/A
ASSOC MANF: N/A

SERIAL NO:
ASSOC S/N: N/A
ASSOC S/N: N/A

SERVICE: 480 VOLT LOAD CENTER 10B203.

P.O. NO: E-10

FUNCTION: CLASS 1E POWER DISTRIBUTION, STEP DOWN TRANSFORMER-4160/480 VOLTS.
REQUIRED FOR LOCA AND ALL HELBS.

SUBMERGENCE: N/A

CHEMICAL SPRAY: N/A

PARAMETER	ENVIRONMENT		DOCUMENTATION REFERENCE		QUALIFICATION	OUTSTANDING ITEMS	INTERFACES: LUGS: EQRR 171 CABLE: EQRR 22
	SPECIFICATION	QUALIFICATION	SPECIFICATION	QUALIFICATION	METHOD		
OPERATING TIME	180 DAYS		78			X	
TEMPERATURE (F)	120		65			X	MAINTENANCE REQUIREMENTS:
PRESSURE (PSIA)	14.7		65			X	
RELATIVE HUMIDITY (%)	90		65			X	
RADIATION	6.71 E4		65			X	REMARKS:
AGING	40 YRS.		N/A			X	

DEFICIENCY RESOLUTION: IN TEST. COMPLETION SCHEDULED BY 12/01/83.

PREPARED BY: RDC DATE: 07/11/83 REVISION DATE: 07/15/83

FACILITY: LGS UNIT: 1 DOCKET: 50-352 EQRR: 15

REVIEWED BY: FMV DATE: 07/15/83

SYSTEM: 440V LOAD CENTERS & MCCS

ACCY: SPEC: N/A
DEMON: N/A
REF: N/A

LOCATION: ROOM 506B

PLANT ID: 10X204

RACK/PANEL: N/A

COMPONENT: TRANSFORMER

MODEL NO.:

ASSOC COMP: N/A

ASSOC M/N: N/A

ASSOC. DWG: LOC: M-0241
ELEC: E-1169

ASSOC COMP: N/A

ASSOC M/N: N/A

MANUFACTU: WESTINGHOUSE

SERIAL NO:

ASSOC MANF: N/A

ASSOC S/N: N/A

ASSOC MANF: N/A

ASSOC S/N: N/A

SERVICE: 480 VOLT LOAD CENTER 10B204.

P.O. NO: E-10

FUNCTION: CLASS 1E POWER DISTRIBUTION, STEP DOWN TRANSFORMER-4160/480 VOLTS. REQUIRED FOR LOCA AND ALL HELBS.

SUBMERGENCE: N/A

CHEMICAL SPRAY: N/A

PARAMETER	ENVIRONMENT		DOCUMENTATION REFERENCE		QUALIFICATION	OUTSTANDING ITEMS	INTERFACES:
	SPECIFICATION	QUALIFICATION	SPECIFICATION	QUALIFICATION	METHOD		LUGS: EQRR 171 CABLE: EQRR 22
OPERATING TIME	180 DAYS		78		X		
TEMPERATURE (F)	120		85		X		MAINTENANCE REQUIREMENTS:
PRESSURE (PSIA)	14.7		85		X		
RELATIVE HUMIDITY (%)	90		85		X		
RADIATION	6.71 E4		85		X		REMARKS:
AGING	40 YRS.		N/A		X		

DEFICIENCY RESOLUTION: IN TEST. COMPLETION SCHEDULED BY 12/01/83.