



STONE & WEBSTER MICHIGAN, INC.

P.O. Box 2325, BOSTON, MASSACHUSETTS 02107

50-329
50-330

PRINCIPAL STAFF		
RA*	Wac	DRPP
D/RA		DE
A/RA		DRMSP
RC		DRMA
PAQ		SCS ✓
SGA		ML
ENF		FILE Wac

January 26, 1984

aug+3

Mr. D. L. Quamme
Consumers Power Company
Midland Nuclear Plant
3500 E. Miller Road
Midland, Michigan 48640

Subject: Docket No. 50-329/330
Midland Plant - Units 1 and 2
Overview of the Construction
Completion Program
Serial No. SWMCP-021

Re: FCR/FCN Review (Electrical)

CIO has completed a review of subject Electrical FCRs/FCNs identified as Phase I and Phase II of the program for resolving stop work orders and considers that the program is adequate and is being correctly implemented. This releases CIO Hold Point Number 011 for the electrical discipline.

During the review, six discrepant conditions were noted as reported on NIR Number 013.

The discrepant conditions noted were not significant enough to reject the total population of Electrical FCRs/FCNs but will require a response indicating the corrective/preventive actions.

J. E. Karr
J. E. Karr
CIO Program Manager

FB/nl

cc:

- JJKeppler, US NRC Glen Ellyn, IL
- JJHarrison, US NRC Glen Ellyn, IL
- RJCook, UR NRC Midland (site)
- RAWells, CPCo Midland (site)
- RBKelly, S&W
- APAmoruso, S&W

8402060296 840126
PDR ADQCK 05000329
S PDR

FEB 1 1984
I 80/11

STONE AND WEBSTER MICHIGAN, INC.
P.O. BOX 1963, MIDLAND, MICHIGAN 48640

DATE	1-26-84
J. O. NO.	14509
P. O. NO.	N/A
LYR NO.	SWOC 24-014
REF.	N/A

VIA

TO D. L. QUAMME, CPCo Midland (site)

DEAR SIRs:

THE FOLLOWING ARE ATTACHED: SENT SEPARATELY:

COPIES	PRINTS	REPRODUCIBLES	MICROFILM APERTURE CARD
EACH OF			
<input type="checkbox"/> DRAWINGS	<input type="checkbox"/> SPECIFICATIONS		
<input type="checkbox"/> DOCUMENTS	<input type="checkbox"/> NOTES OF CONFERENCE		

STATUS		PLEASE NOTE		SENT FOR YOUR	
<input type="checkbox"/> FINAL	<input checked="" type="checkbox"/> APPROVED	<input type="checkbox"/> REVISIONS	<input type="checkbox"/> OMISSIONS	<input type="checkbox"/> APPROVAL	<input type="checkbox"/> COMMENT
<input type="checkbox"/> PRELIMINARY	<input type="checkbox"/> APPROVED AS REVISED <small>AS DEFINED IN SPECIFICATION</small>	<input type="checkbox"/> ADDITIONS	<input type="checkbox"/> CORRECTIONS	<input type="checkbox"/> USE	<input type="checkbox"/> INFORMATION
<input type="checkbox"/> NO COMMENT	<input type="checkbox"/> UNACCEPTABLE	<input type="checkbox"/> COMMENTS	<input type="checkbox"/>	<input checked="" type="checkbox"/> FILES	<input type="checkbox"/> CONCURRENCE
<input type="checkbox"/> SUGGESTIONS AS NOTED	<input checked="" type="checkbox"/> OPEN			<input checked="" type="checkbox"/> ACTION	

YOUR ATTENTION IS DIRECTED TO THE FOLLOWING:

RELEASED FOR: FABRICATION PURCHASE OF NECESSARY MATERIALS

PLEASE REVISE AND SUBMIT _____ PRINTS _____ REPRODUCIBLES _____ MICROFILM APERTURE CARDS.

PLEASE SUBMIT _____ PRINTS _____ REPRODUCIBLES _____ MICROFILM APERTURE CARDS OF DOCUMENTS DRAWINGS SHOP DETAIL

PLEASE RETURN ONE COPY EACH OF THIS MATERIAL BEARING YOUR APPROVAL OR COMMENTS.

PLEASE ACKNOWLEDGE RECEIPT OF THIS MATERIAL BY SIGNING AND RETURNING THE ENCLOSED COPY OF THIS FORM.

WE TRUST THAT THESE NOTES ARE IN ACCORDANCE WITH YOUR UNDERSTANDING. IF NOT, PLEASE ADVISE US.

IMPORTANT SHOULD ANY REVISION TO DOCUMENTS OR DRAWINGS RETURNED HERewith INVOLVE A PRICE INCREASE THE SUPPLIER MUST NOTIFY STONE WEBSTER PURCHASING DEPARTMENT WITHIN TEN (10) DAYS EVEN THOUGH A DEFINITE ESTIMATE CANNOT BE GIVEN AT THE TIME. OTHERWISE, THE PURCHASER WILL CONSIDER THE REVISIONS MADE WITHOUT COST.

The following open CIO NIR(s) is (are) forwarded for your action/information

013

J. E. Karr
J. E. Karr
CIO Program Manager

cc: JGKepler, US NRC
JJHarrison, US NRC
RJCook, US NRC
RAWells, CPCo
CIO Site File

STONE AND WEBSTER ENGINEERING CORPORATION
NONCONFORMANCE IDENTIFICATION REPORT

DATE OF NONCONFORMANCE: 1-25-84 NIR NUMBER 013

IDENTIFICATION/LOCATION OF ITEMS:

Review of Electrical FCRs and FCNs/Document Control

DESCRIPTION OF NONCONFORMANCE:

During the review of Electrical FCR/FCN there were eight discrepancies found that are not in accordance with FID 2.400, Rev. 3.

- 1) FCN E-997 Sheet No. of affected drawing in Block "C" is missing (Attachment 1).
- 2) FCN E-1052 & E-1657 Block "A" addressed one drawing. Resolution Sheet addresses more than one drawing (Attachments 2 & 3).
- 3) FCN E-1647 & E-2003 Block "A" was left blank (Attachments 4 & 5).
- 4) FCN E-1951 Corrections were made on Resolution Sheet without MPQAD's concurrence (Attachment 6).
- 5) FCN E-7689 Block "A" plus Block "B" did not equal Block "C" (Attachment 7).
- 6) FCN E-8810 Reviewed By Block on Resolution Sheet was left blank (Attachment 8).

Rich Scallan
INITIATOR

PROGRAM MGR [Signature]

DATE 1-25-84

DATE 1-26-84

CORRECTIVE ACTION BY:

MPQAD

IDENTIFY ORGANIZATION TAKING CORRECTIVE ACTION

VERIFICATION <u>SAT</u> <u>UNSAT</u> INITIATOR _____ DATE _____	NEW NIR# _____ DATE _____	CONCURRENCE _____ PROGRAM MGR _____ DATE _____
---	------------------------------	--

REMARKS



FIELD CHANGE NOTICE

HC
7-30-79

PAGE 1 OF 1

FCN NO.

E No 99

JOB NO. 7220	DRAWING OR SPECIFICATION NO. E-42(Q)	SHEET NO. 999A	REV SYM. 41	Q ITEM YES NO <input checked="" type="checkbox"/> <input type="checkbox"/>	TITLE OF DWG CONDUIT & TRAY NOTES, SYMBOLS & DETAILS
-----------------	---	-------------------	----------------	---	--

CHANGE PROPOSED FCN <input checked="" type="checkbox"/>	PREPARED BY AND DATE D.M. HENRICKS 7/30/79	CHANGE APPROVED YES <input checked="" type="checkbox"/> NO <input type="checkbox"/>	PFE SIGNATURE AND DATE <i>[Signature]</i> 7-31-79	DISPOSITION FCN REQUIRED BY DATE
---	---	---	--	--

REASON FOR CHANGE NO PLACE WITHIN 10'-0" TO ATTACH TRANSVERSE BRACE

NIR 013
ATTACHMENT 1
SHEET 1 of 1

EXISTING CONDITION TYPE 24A REQUIRES P1001 OR P5501 AS TRANSVERSE BRACE & MAX LENGTH 10'-0" LONG.

DESCRIPTION OF CHANGE

USE P1001A3 AS TRANSVERSE BRACE APPROX. 11'-0" LONG. ALLOW $\pm 5^\circ$ VERTICAL TOLERANCE ATTACH 1 1/2" ϕ CONDUIT 2AG086 TO TRANSVERSE BRACE WITHIN 4" OF ϕ CONDUIT AND EDGE OF TUBE STEEL. SUPPORT LOCATED APPROX 305" AT ABOUT EL. 624'-0" IN REACTOR BLDG. UNIT 2.

RESIDENT ENGRS COMMENT HC

OTHER DWGS OR SPECS AFFECTED	CIVIL	ELECTRICAL	INSTRUMENTATION	MECHANICAL	PIPING	WELDING OR OTHERS
	N/A	N/A	N/A	N/A	N/A	N/A
CHECKED BY FIELD LDE	N/A	<i>[Signature]</i>	N/A	N/A	N/A	N/A
CHECKED BY PE GR SUPV		<i>[Signature]</i>				

APPROVED YES <input checked="" type="checkbox"/> NO <input type="checkbox"/>	PROJECT ENGINEER SIGNATURE AND DATE RR Basinski/LHC 8-31-79
--	--

REMARKS This will be incorporated into E-42(Q) as a report
 No. 1330. H. SUBMITTED 8-14-79
 J. Alexander 8-28-79

FCN RESOLUTION SHEET

NIR 013
ATTACHMENT 2
SHEET 1 of 2

AREA BOP

FCN E-1052

PROBLEM: DOCUMENTS WERE INDICATED IN THE PRIMARY DWG OR "SPEC" BOX OR THE "OTHER DWGS OR SPEC'S AFFECTED" BOX AND WERE INDICATED BY PROJECT ENGINEERING AS NOT REQUIRING INCORPORATION OR REVISION

POTENTIAL IMPACT STATEMENT (YES NO) NO POTENTIAL FOR MISINSTALLATION EXISTS. THE FCN WAS ATTACHED TO MORE DWG(S) THAN REQUIRED PER THE REMARKS SECTION. THE FCN WAS FOR A UNIQUE INSTALLATION ONLY AS IDENTIFIED IN THE BODY OF THE FCN

CORRECTIVE ACTION:

- NONE 11/13/83
- CORRECT DISTRIBUTION
- INITIATE CORRECT FCN
- PLACE FCN ON HOLD
- WRITE NCR
- INVESTIGATE FURTHER

REMOVE FCN FROM THE FOLLOWING DRAWING DISTRIBUTION LIST E-92(W)

FCN HAS BEEN RETIRED FROM E-92(W) REF. FCN This is a one time deviation

RE CONTACT W. J. Jones 11/14/83

REPAIRED BY: Stan Brown 11/13/83 FE
DATE

CORRECTIVE ACTION COMPLETE

REVIEWED BY: George S. Smith 11/14/83 LEAD
DATE

DATE

MPQAD Accept
of Proposed C/A

By George S. Smith Date 11-16-83

VERIFIED BY



FIELD CHANGE NOTICE

JOC
8-1-79

PAGE 1 OF 1
FCN NO.
E No 1052

JOB NO. 7220	DRAWING NO. E-42(Q)	SHEET NO. -	REV SYM. 41	Q ITEM YES NO <input checked="" type="checkbox"/> <input type="checkbox"/>	TITLE OF DWG CONDUIT & TRAY NOTES, SYMBOLS & DETAILS
-----------------	------------------------	----------------	----------------	---	--

CHANGE PROPOSED FCN <input checked="" type="checkbox"/>	PREPARED BY AND DATE Joe Clinton 8/1/79	CHANGE APPROVED YES <input checked="" type="checkbox"/> NO <input type="checkbox"/>	PFE SIGNATURE AND DATE W. T. [Signature] 8-3-79	DISPOSITION BY DATE
--	---	--	---	------------------------

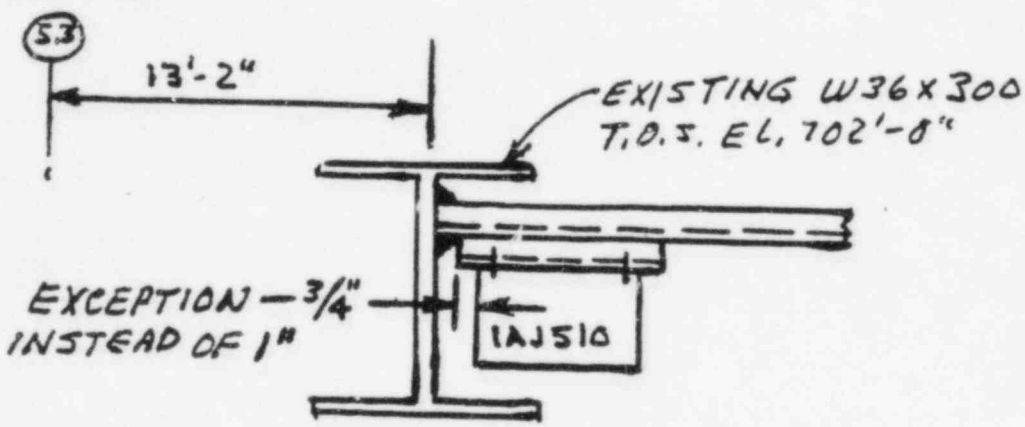
REASON FOR CHANGE: SPACE LIMITATIONS

NIR 013
ATTACHMENT 2
SHEET 2 of 2

EXISTING CONDITION: BOX 1AJ510 REQUIRES A SUPPORT

RETIRED
DOCUMENT REVISION
NOT REQUIRED
Signed [Signature] Date 8-21-79

DESCRIPTION OF CHANGE: TYPE 22 JUNCTION BOX SUPPORT WITH EXCEPTION AS SHOWN



EL. LOOKING NORTH, 2 FEET NORTH OF K LINE

OTHER DWGS OR SPECS AFFECTED	CIVIL N/A	ELECTRICAL N/A	INSTRUMENTATION N/A	MECHANICAL N/A	PIPING N/A	WELDING OR OTHERS N/A
CHECKED BY FIELD LDE	N/A	BAM	N/A	N/A	N/A	N/A
CHECKED BY PE GR SUPV	A. Passafiume					

FCR APPROVED YES NO

PROJECT ENGINEER SIGNATURE AND DATE: [Signature] 10/9/79

REMARKS: NO DRAWING INCORPORATION REQUIRED
[Signature] 9-13-79

FCN RESOLUTION SHEET

NIR 013
ATTACHMENT 3
SHEET 1 of 2

AREA BOP

FCN E-1657

PROBLEM: DOCUMENTS WERE INDICATED IN THE PRIMARY DWG OR "SPEC" BOX OR THE "OTHER DWGS OR SPEC'S AFFECTED" BOX AND WERE INDICATED BY PROJECT ENGINEERING AS NOT REQUIRING INCORPORATION OR REVISION

POTENTIAL IMPACT STATEMENT (YES/NO) (YES) NO POTENTIAL FOR MISINSTALLATION EXISTS. THE FCN WAS ATTACHED TO MORE DWG(S) THAN REQUIRED PER THE REMARKS SECTION. THE FCN WAS FOR A UNIQUE INSTALLATION ONLY AS IDENTIFIED IN THE BODY OF THE FCN

CORRECTIVE ACTION:

NONE

CORRECT DISTRIBUTION

INITIATE CORRECT FCN

PLACE FCN ON HOLD

WRITE NCR

INVESTIGATE FURTHER

REMOVE FCN FROM THE FOLLOWING DRAWING DISTRIBUTION LIST

E-644(D)

* CLARIFICATION ONLY - THIS IS A ONE TIME DEVIATION

AK 12/10/83
APW 12/10/83

RE CONTACT P. A. Kelley 11/14/83

MPQAD Accept
of Proposed C/A

By Bobby Hunter Date 1-25-84

PREPARED BY: Steve P... 11/13/83 FE
DATE

CORRECTIVE ACTION COMPLETE

REVIEWED BY: W. L. ... 11/14/83 LEAD
DATE

W DATE

MPQAD Accept
of Proposed C/A

By Bobby Hunter Date 12/18/83

VERIFIED BY



FIELD CHANGE NOTICE

J.A.A.
12-20-79

PAGE 1 OF 1
FCM NO.
E No 1657

JOB NO. 7220	DRAWING OR SPECIFICATION NO. E-644 (Q)	SHEET NO. 2	REV SYM. 4	Q ITEM YES NO <input checked="" type="checkbox"/> <input type="checkbox"/>	TITLE OF DWG OR SPEC CONDUIT AND TRAY PLAN CONTROL PLAN EL. 654'-0"
-----------------	---	----------------	---------------	---	---

CHANGE PROPOSED FCM <input checked="" type="checkbox"/>	PREPARED BY AND DATE P.P. WILLEMS 12/19/79	CHANGE APPROVED YES <input checked="" type="checkbox"/> NO <input type="checkbox"/>	PFE SIGNATURE AND DATE <i>[Signature]</i> 12-26-79	DISPOSITION OF FCM REQUIRED BY DATE N/A
--	---	--	---	--


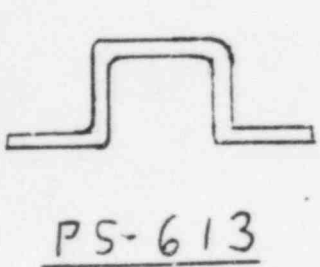
REASON FOR CHANGE
DRAWING CALLS FOR A FITTING THAT IS NOT CARRIED IN THE WAREHOUSE.

NIR 013
ATTACHMENT 3
SHEET 2 of 2

EXISTING CONDITION
ON DCN NO. 11 A PS 677 IS CALLED UP WHICH IS NOT STOCKED IN THE WAREHOUSE.

REF. RAW #126

DESCRIPTION OF CHANGE
MANUFACTURE A PS-~~6~~77 BY CUTTING OFF A LEG FROM A PS-613.



OTHER DWGS OR SPECS AFFECTED	CIVIL N/A	ELECTRICAL N/A	INSTRUMENTATION N/A	MECHANICAL N/A	PIPING N/A	WELDING OR OTHERS N/A
CHECKED BY FIELD LDE	N/A	<i>[Signature]</i>	N/A	N/A	N/A	N/A
CHECKED BY PE GR SUPV		<i>[Signature]</i>				

APPROVED YES NO

PROJECT ENGINEER SIGNATURE AND DATE
[Signature] 1/7/80

REMARKS
CHANGE APPROVED - NO DRWG REVISION REQUIRED
180 1-3-80
J.A.A. 1-4-80



FIELD CHANGE NOTICE

PAGE 1 OF 1

FCN NO.

E No 1647

JOB NO. 7220	DRAWING OR SPECIFICATION NO. E-900	SHEET NO. —	REV SYM. 38	Q ITEM YES NO <input type="checkbox"/> <input type="checkbox"/>	TITLE OF DWG OR SPEC Connection List
-----------------	---------------------------------------	----------------	----------------	--	---

CHANGE PROPOSED FCN <input checked="" type="checkbox"/>	PREPARED BY AND DATE G L Clayton Gene Quayle 12/11/79	CHANGE APPROVED YES <input type="checkbox"/> NO <input type="checkbox"/>	PFE SIGNATURE AND DATE W. T. Miller 12-13-79	DISPOSITION OF FCN REQUIRED BY DATE <input checked="" type="checkbox"/>
---	---	--	---	--

REASON FOR CHANGE
Terminal block provided in motor operated valve 1M01903 is not compatible with field wiring change as shown on connection list
NIR 013

EXISTING CONDITION
Terminal block provided in 1M01903 does not have terminals P1, P2, P3, K1, K2
The connection list wiring change says to disconnect wires from these non-existing terminals and rewire them to the rotor terminals.

DESCRIPTION OF CHANGE
Equip 1M01903

Delete Field Wiring Change 1AB5509

Revise termination information for cable

1AB5509 B	color	term. No	wire No.
	BK	TB-X	1X1
	WH	Rotor 3 - TM-12	21
	RD	Rotor 2 - TM-7	3R
	GR	SPARE	4SP
	OR	Rotor 1 TM-3	5G
	BL	Rotor 2 TM-8	6
	W-BK	Rotor 3 TM-9	7
	R-BK	SPARE	8SP
	G-BK	Rotor 1 TM-4	9

OTHER DWGS OR SPECS AFFECTED	CIVIL	ELECTRICAL	INSTRUMENTATION	MECHANICAL	PIPING	WELDING OR OTHERS
	N/A	N/A	N/A	N/A	N/A	N/A
CHECKED BY FIELD LDE	N/A	RAS BSM	N/A	N/A	N/A	N/A
CHECKED BY PE GR SUPV		<i>[Signature]</i>				

<input type="checkbox"/>	APPROVED YES <input checked="" type="checkbox"/> NO <input type="checkbox"/>	PROJECT ENGINEER SIGNATURE AND DATE P. Garcia for L. Carter 12/21/79
--------------------------	--	---

REMARKS DWG # E-900 WILL BE REVISED TO SHOW THE CHANGE

NO RESOLUTION SHEET

FCN RESOLUTION SHEET

NIR 013
ATTACHMENT 5
SHEET 1 of 3

SH. 2 of 2

APEA BOP

FCN E2003

PROBLEM: SEE SHEET 1

CLARIFICATION OF CORRECTIVE ACTION STATEMENT IS REQUIRED TO SATISFY D.C.C. PROGRAM TO CORRECT DISTRIBUTION AND COMPASSIT REGISTER.

POTENTIAL IMPACT STATEMENT (YES NO) SEE SHEET 1

CORRECTIVE ACTION:

NONE

CORRECT DISTRIBUTION
(see sheet 1)

INITIATE CORRECT FCN

PLACE FCN ON HOLD

WRITE NCR

INVESTIGATE FURTHER

PER A TITLE BLOCK REVIEW, FCN HAS BEEN INCORPORATED INTO E20 SH. 31 REV. 116
4/8/80

RE CONTACT A. Deane 11/29/83

PREPARED BY: A. Deane 11/28/83 FE
DATE

CORRECTIVE ACTION COMPLETE

REVIEWED BY: Mark E. Lutz 11/28/83 LEAD
DATE

DATE

MPQAD, Account
of Foreign C/A

NON-Q
By R.Y.H. Date 1-25-84

VERIFIED BY M.L.H.

FCN RESOLUTION SHEET

NIR 013
ATTACHMENT 5
SHEET 2 of 3

SH. 10F2

AREA BOP

FCN E-2003

PROBLEM: THE "REMARKS" SECTION, DOES NOT IDENTIFY ALL OF THE DRAWINGS LISTED IN THE "PRIMARY DWG/SPEC" AND "OTHER AFFECTED DWG/SPEC" BOXES AS REQUIRING INCORPORATION

POTENTIAL IMPACT STATEMENT (Q YES NO) THE POTENTIAL IMPACT IS THAT THE FCN WAS ATTACHED TO MORE DWG(S) THAN REQUIRED PER THE REMARKS SECTION. DRAWING LISTED IN "OTHER AFFECTED DWG'S OR SPEC'S" BLOCK WAS ONLY LISTED FOR REFERENCE. NO INCORPORATION REQUIRED

CORRECTIVE ACTION:

NONE

CORRECT DISTRIBUTION

INITIATE CORRECT FCN

PLACE FCN ON HOLD

WRITE NCR

INVESTIGATE FURTHER

FCN HAS BEEN MISAPPLIED TO THE FOLLOWING DRAWING.

E-861-2

REMOVE FROM DISTRIBUTION.

ATTACHMENT IS NOT APPLICABLE

AW 11/28/83

AW 11/29/83

RE CONTACT M. J. ... 11/10/83

PREPARED BY: Landy ... DATE 11/9/83

CORRECTIVE ACTION COMPLETE

REVIEWED BY: [Signature] DATE 11/9/83 LEAD

gm DATE

[Signature] 11/11/83

MPQAD Accept of Proposed C/A By NON Q Date 1-25-84

VERIFIED BY



DC
3/10/80

FIELD CHANGE NOTICE

PAGE 1 OF 1
FCN NO. ENO 200

JOB NO. 7220	DRAWING OR SPECIFICATION NO. E20	SHEET NO.	REV SYM. 15	Q ITEM YES <input type="checkbox"/> NO <input type="checkbox"/>	TITLE OF DWG M.C.C Schedule UNIT-2
------------------------	--	-----------	-----------------------	---	--

CHANGE PROPOSED FCN <input checked="" type="checkbox"/>	PREPARED BY AND DATE VERNON GARRAWAY 3/11/80 G. PFALTZ	CHANGE APPROVED YES <input checked="" type="checkbox"/> NO <input type="checkbox"/>	PFE SIGNATURE AND DATE <i>[Signature]</i> 3/10/80	NIR 013 ATTACHMENT SHEET 3 OF
--	--	--	---	-------------------------------------

REASON FOR CHANGE **TO Revise Dwg E20 Sh 31 Rev 7-TO Show The Correct EQUIPMENT Number & Load Description AT Cubicle 2B5712 LOCATION 3B OF M.C.C 2B57 AS/SCHEMATIC DWG E482 Sh 6 Rev 2**

EXISTING CONDITION **Dwg E20 Sh 31 Rev 7-DETAILS THE LOAD DESCRIPTION & EQUIPMENT NUMBER AT CUBICLE 2B5712-LOCATION 3-B OF M.C.C 2B57 INCORRECTLY.**
NOT IN ACCORDANCE WITH DWG E482-Sh 6 Rev 2

DESCRIPTION OF CHANGE
Revise Dwg E20 Sh 31 Rev 7-cubicle 2B5712-LOCATION 3-B OF M.C.C 2B57 TO SHOW LOAD DESCRIPTION & EQUIPMENT NUMBER AS IN SCHEMATIC DWG E482 Sh 6 Rev 2 :-

**" Turbine BLDg Chiller
2VM-66c oil Pump
2VP-66c "**

UNCONTROLLED
NOT TO BE USED FOR CONSTRUCTION
AAO CONTACT: J. R. WILLIS

OTHER DWGS OR SPECS AFFECTED	CIVIL N/A	ELECTRICAL E861-2	INSTRUMENTATION N/A	MECHANICAL N/A	PIPING N/A	WELDING OR OTHERS N/A
CHECKED BY FIELD LDE	A	BM	A	A	A	A
CHECKED BY PE GR SUPV	A	Thomas Hopper	A	A	A	A

APPROVED YES NO

PROJECT ENGINEER SIGNATURE AND DATE
R. Garcia for L. Gudi 3/10/80

REMARKS **E 20 DWG WILL BE REVISED TO SHOW THE CHANGE**

FCN RESOLUTION SHEET

NIR 013
ATTACHMENT 6
SHEET 1 of 1

SH 2 OF 4

AREA BOP

FCN E 1951

PROBLEM: THE "REMARKS" SECTION, DOES NOT IDENTIFY ALL OF THE DRAWINGS LISTED IN THE "PRIMARY DWG / SPEC" AND "OTHER AFFECTED DWG / SPEC" BOXES AS REQUIRING INCORPORATION

POTENTIAL IMPACT STATEMENT (Q YES NO) NO POTENTIAL FOR MISINSTALLATION BECAUSE THE FCN ~~COULD HAVE BEEN~~ ^{WAS} ~~ATTACHED TO~~ ^{MADE 11/9/83} MORE DRAWINGS THAN REQUIRED. PROJECT ENG'S ~~INCORRECTLY OMITTED~~ E-900 & E-7-140-5 FROM THE REMARKS COLUMN. MA 11/9/83

CORRECTIVE ACTION:	<p>FCN SHOULD HAVE BEEN LISTED AS REQUIRING INCORPORATION INTO E900 & E-7-140-5. DRAWINGS HAS BEEN REMOVED ^{HAVE} PER NOTATION ON REVERSE SIDE OF FCN, THE FCN HAS BEEN REMOVED. ^{RETIRED 11/9/83}</p>
<input checked="" type="checkbox"/> NONE	
<input type="checkbox"/> CORRECT DISTRIBUTION	
<input type="checkbox"/> INITIATE CORRECT FCN	
<input type="checkbox"/> PLACE FCN ON HOLD	
<input type="checkbox"/> WRITE NCR	
<input type="checkbox"/> INVESTIGATE FURTHER	

RE CONTACT 11/9/83 FD
12/8/83
SEE SHEET 1

PREPARED BY: [Signature] DATE: 11/4/83 FE
REVIEWED BY: [Signature] DATE: 11/9/83 LEAD

MPQAD Accept of Proposed C/A By George S. [Signature] Date 11-12-83

CORRECTIVE ACTION COMPLETE DATE _____
VERIFIED BY [Signature]

FIELD CHANGE NOTICE

PAGE 1 OF 1

FCN NO. **E N^o 7689**

S/U SYS ICA/2CKA

JOB NO. 7220	DRAWING OR SPECIFICATION NO. E-37	SHEET NO. N/A	REV SYM. 56	Q ITEM YES NO <input type="checkbox"/> <input checked="" type="checkbox"/>	TITLE OF DWG OR SPEC Electrical CIRCUIT SCHEDULE
CHANGE PROPOSED ICN <input checked="" type="checkbox"/>	PREPARED BY AND DATE Yury Linetsky 7/26/82	CHANGE APPROVED YES <input checked="" type="checkbox"/> NO <input type="checkbox"/>	PFE SIGNATURE AND DATE <i>[Signature]</i> 7/30/82		NIR 013 ATTACHMENT SHEET 1 of

REASON FOR CHANGE
 Electrical scheme E-131 SH. 33 rev. 4 note 3 calls for cables **1NG0127^{BV}_{AZ}** & **2NG0127^{BV}_{AZ}**

EXISTING CONDITION
 cables involved:
 ONPS071 BD 1NG0127^{BV}_{AZ}
 ONPS071 AU 2NG0127^{BV}_{AZ}

DESCRIPTION OF CHANGE
 two cables (ONPS071 BD, ONPS071 AU) are being transferred to E-131 & retaged to **1NG0127^{BV}_{AZ}**, **2NG0127^{BV}_{AZ}** respectively.

RESIDENT ENGINEER COMMENT
[Signature]

RESIDENT ENGINEER COMMENT
[Signature]

REFERENCE IDCN # 2557 AGAINST E-490 ^{B.N.A}
 REFERENCE IDCN # 3065 AGAINST E-131 ^{R.N.A}
 ANN ARBOR CONTACT: KHALID KHAN

OTHER DWGS OR SPECS AFFECTED	CIVIL N/A	ELECTRICAL N/A	INSTRUMENTATION N/A	MECHANICAL N/A	PIPING N/A	WELDING OR OTHERS N/A
CHECKED BY FIELD LDE	S	<i>[Signature]</i>	S	S	S	S
CHECKED BY PE GR SUPV		<i>[Signature]</i>				

FCR APPROVED YES NO PROJECT ENGINEER SIGNATURE AND DATE
[Signature] **9/10/82**
 for **L.H. Curtis**

REMARKS **FCN APPROVED AS NOTED. CHANGES WILL BE INCORPORATED INTO E-37 8-6-82**

FCN RESOLUTION SHEET

NIR 013
ATTACHMENT 8
SHEET 1 of 1

SH. 1 OF 2

AREA BOP

FCN E-8810

PROBLEM: DRAWINGS LISTED IN THE PRIMARY DRAWING OR SPECIFICATION BLOCK, OTHER DRAWINGS OR SPECIFICATIONS AFFECTED BLOCK AND DRAWINGS LISTED IN THE REMARKS BLOCK AS REQUIRING INCORPORATION DO NOT AGREE

POTENTIAL IMPACT STATEMENT (YES / NO) NO POTENTIAL FOR MISINSTALLATION AS "Q" WORK IS ON HOLD. THE DRAWING NOT SHOWN IN THE OTHER DRAWINGS OR SPECIFICATIONS BLOCK IS LISTED BUT NOT TIED DIRECTLY TO THE BLOCK. PER REVIEW OF FIELD DOCUMENT CONTROL REGISTER, THE FCN WAS PICKED UP AS AN ATTACHMENT TO E-696(Q)

CORRECTIVE ACTION:

SH. 1 C.

NONE

CORRECT DISTRIBUTION

INITIATE CORRECT FCN

PLACE FCN ON HOLD

WRITE NCR

INVESTIGATE FURTHER

FCN E8810 HAS BEEN INCORPORATED INTO DOCUMENT OUTSTANDING E696(Q) SH. 1 C

JOHN 12/9/83 PER DTLE BLOCK REVIEW

REV. 7 11/1/83 JOHN 1/23/84

RE CONTACT

P. Kelly 11/1/83

Robert Gierada 1/25/84

PREPARED BY: M. Dexta 11/1/83 FE

DATE

CORRECTIVE ACTION COMPLETE

BB

DATE

REVIEWED BY:

Robert Gierada 1/25/84 LEAD

DATE

MPQAD Accept
of Proposed C/A

Reviewed By R. Gierada Date 11-13-83

VERIFIED BY