


INTERIM CHANGE REQUEST

Plan Title/Rev. Unit 2 ISI Plan / Rev. 0. ICR No. 151-2R0-01  
pg 1 of 36

Reference: Page  
Table  
Relief Request, and/or  
Component:  Sections:  
2.0  
4.1, 4.2, 4.3  
5.0

Reason for Change:

*See attached page 2 of 36*

Proposed Revision:

*See attached page 2 of 36*

J DeBonis J DeBonis Mech Codes & Stds 5/16/94  
Initiator Department Date

Approved:  Yes [ ] No RBMays RBMays 5-17-94  
Codes and Standards Supervisor Date

Reason for Disapproval:

**REASON FOR CHANGE:**

1. FOR MORE EFFICIENT IMPLEMENTATION OF THE ISI PROGRAM SEVERAL EXAM ITEMS ARE BEING RESCHEDULED WITHIN THE FIRST INSPECTION PERIOD. RESCHEDULING EXAMINATIONS WITHIN THE SAME PERIOD MAINTAINS ISI PLAN COMPLIANCE WITH ASME SECTION XI IWB/IWC-2400.
2. AN AS BUILT HANGER DRAWING REVIEW HAS IDENTIFIED THE NEED FOR CORRECTIONS TO THE PIPE SUPPORT SECTION OF THE ISI PLAN. MAKING THE NECESSARY CHANGES PROVIDES CONSISTENCY BETWEEN EXAMINATION REQUIREMENTS OF THE PLAN AND THE AS BUILT CONFIGURATIONS.
3. CERTAIN PIPING SEGMENTS WERE ORIGINALLY INCLUDED IN THE PRESSURE TEST PORTION OF THE PLAN BASED ON OVERLY CONSERVATIVE INTERPRETATIONS OF THE ASME CODE. THESE PIPING SEGMENTS ARE BEING REMOVED FROM THE PLAN BY CHANGING THE ASSOCIATED THE ISI DRAWINGS AND TABLE 9 OF SECTION 5 ACCORDINGLY.

**PROPOSED REVISION:**

- REPLACE THE EXISTING SECTION 4.2 PAGE 1 OF 1 WITH THE ATTACHED CORRESPONDING MARKED UP PAGE.
- REPLACE THE EXISTING SECTION 4.1, 4.2 AND 4.3 PAGE NUMBERS 39, 40, 78, 88, 120, 319, 327, 333, 392, 394, 396, 397, 398, 400, 403, 407, 461 AND 462 WITH THE ATTACHED CORRESPONDING MARKED UP PAGES.
- ADD THE FOLLOWING PAGES TO SECTIONS 4.2 AND 4.3 AS APPLICABLE: 120.1, 260.1, 327.1, 390.1, 390.2, 390.3, 391.1, 401.1, 403.1, 403.2, 403.3, 403.4, 404.1 AND 458.1.
- REPLACE THE EXISTING SECTION 5 TABLE 9 WITH THE ATTACHED SECTION 5 TABLE 9 (SEE ATTACHMENT 1).
- REPLACE THE EXISTING SECTION 2 REVISION 0 DRAWING NUMBERS - AF SH.5; CC SH.1, 2 AND 10; CS SH.1 THRU 13; CT SH.3 AND 4; MS SH.2 AND RH SH.2 WITH THE ATTACHED CORRESPONDING REVISION 1 DRAWINGS (SEE ATTACHMENT 2).
- REMOVE (DELETE) THE EXISTING SECTION 2 DRAWING NUMBERS CS SH.14 AND 15.
- REPLACE THE EXISTING APPENDIX B PAGE 1 WITH THE ATTACHED APPENDIX B PAGE 1 (SEE PAGE 36 OF 36).

4.2 CLASS 2 NDE

This subsection describes the examination areas and NDE methods for the Class 2 pressure retaining components and associated component integral welded attachments as specified in Article IWC of the Code. For pressure testing, see Section 5.

Class 2 valve body welds have been grouped according to design, size, function and service in a system in accordance with Table IWC-2500-1, Category C-G, Note 1 of the Code. These groups are delineated below. One valve from each group has been selected for examination as denoted by the asterisk "\*".

Group 1 - 8" Forged Gate Valves, MS Safety Isolation

- 2MS-026
- 2MS-063
- 2MS-098 \* (reference TCX-2-2300 for location)
- 2MS-134

Group 2 - 18" Forged Gate Valves, Main Feedwater Isolation

- 2FW-071
- 2FW-077 \* (reference TCX-2-2202 for location)
- 2FW-083 → ~~(reference TCX-2-2101 for location)~~
- 2FW-089

Group 3 - 6" Forged Check Valves, Feedwater

- 2FW-191
- 2FW-192
- 2FW-193 \* (reference TCX-2-2204 for location)
- 2FW-194
- 2FW-195
- 2FW-196
- 2FW-197
- 2FW-198
- 2FW-199
- 2FW-200
- 2FW-201
- 2FW-202

Group 4 - 6" Forged Gate Valves, Auxiliary Feedwater Isolation

- 2FW-203 \* (reference TCX-2-2403 for location)
- 2FW-204
- 2FW-205
- 2FW-206

Group 5 - 12" Forged Gate Valves, Containment Spray Isolation

- 2CT-0026
- 2CT-0028 \* (reference TCX-2-2578 for location)
- 2CT-0078
- 2CT-0084

Group 6 - 12" Forged Gate Valve, Safety Injection

- 2SI-0048 \* (reference TCX-2-2582 for location)

ICR-1

COMANCHE PEAK UNIT 2  
 INSERVICE INSPECTION LONG TERM PLAN  
 CLASS 1 SCHEDULED COMPONENTS

ICR 151-2R0-01  
 pg 4 of 36

INSPECTION INTERVAL		PLAN STATUS			PRESERVICE YEAR
		FIRST PERIOD	SECOND PERIOD	THIRD PERIOD	
ASME SEC. XI		-----			
CATGY NDE		- - - - - O U T A G E - - - - -			INSTRUCTIONS
ITEM NO METH		1 2	1 2	1 2	**CALIBRATION BLOCK**

REACTOR COOLANT 10-RC-2-021-2501R-1

016000 TCX-1-4102-5 B-J UT 1 - X - - - - 92  
 PIPE TO PIPE B9.11 PT  
 831RB  
 \*\*TBX-9\*\*

016100 TCX-1-4102-6 B-J UT 1 - X - - - - 92  
 PIPE TO ELBOW B9.11 PT  
 831RB  
 \*\*TBX-9\*\*

016300 TCX-1-4102-8 B-J UT 1 - X - - - - 92  
 PIPE TO VALVE B9.11 PT  
 831RB  
 \*\*TBX-9\*\*


SAFETY INJECTION 10-SI-2-179-2501R-1

016400 TCX-1-4102-9 B-J UT 1 - X - - - - 92  
 VALVE TO PIPE B9.11 PT  
 831RB  
 \*\*TBX-9\*\*

017100 TCX-1-4102-16 B-J UT 1 - X - - - - 92  
 ELBOW TO VALVE B9.11 PT  
 819RB  
 \*\*TBX-9\*\*

SAFETY INJECTION 6-SI-2-089-2501R-1

017200 TCX-1-4103-1 B-J UT 1 X (X)<sup>e</sup> - - - - 92  
 VALVE TO PIPE B9.11 PT  
 820RB  
 \*\*TBX-5\*\*



ICR-1

SUMMARY EXAMINATION AREA NUMBER IDENTIFICATION		INSPECTION INTERVAL	PLAN STATUS			PRESERVICE YEAR	INSTRUCTIONS **CALIBRATION BLOCK**
			ASME SEC. XI CATGY NDE ITEM NO METH	FIRST PERIOD	SECOND PERIOD		
				O U T A G E			
			1 2	1 2	1 2		

SAFETY INJECTION 6-SI-2-089-2501R-1

017500 TCX-1-4103-4 B-J UT 1 X - (X) - - - - 92  
PIPE TO MOMENT RESTRAINT B9.11 PT

\*\*TBX-5\*\*

017600 TCX-1-4103-5 B-J UT 1 X - (X) - - - - 92  
MOMENT RESTRAINT TO PIPE B9.11 PT

\*\*TBX-5\*\*

SAFETY INJECTION 2-SI-2-063-2501R-1

018500 TCX-1-4103-14 B-J PT 1 X - (X) - - - - 92  
SOCKOLET TO PIPE B9.32

018600 TCX-1-4103-15 B-J PT 1 X - (X) - - - - 92  
PIPE TO SOCKOLET B9.40

018700 TCX-1-4103-16 B-J PT 1 X - (X) - - - - 92  
PIPE TO VALVE B9.40

ICR-1

REACTOR COOLANT 6-SI-2-008-2501R-1


018800 TCX-1-4104-1 B-J UT 1 X - - - - 92  
PIPE TO WELDOLET B9.31 PT

\*\*TBX-5\*\*

SUMMARY EXAMINATION AREA NUMBER IDENTIFICATION	INSPECTION INTERVAL ASME SEC. XI CATGY NDE ITEM NO METH	PLAN STATUS			PRESERVICE YEAR	INSTRUCTIONS **CALIBRATION BLOCK**
		FIRST PERIOD	SECOND PERIOD	THIRD PERIOD		
		1 2	1 2	1 2		
-----						

MAIN STEAM TCX-RCPCSG-03

094300 TCX-2-1100-3-2 SG 3 TUBESHEET TO SHELL WELD C-A UT 1 - (X) - - - - 92 TDLR VERIFICATION BOUNDARY.



\*\*TBX-27\*\*

094400 TCX-2-1100-3-3 SG 3 LOWER SHELL CIRC. WELD C-A UT 1 - (X) - - - - 92 TDLR VERIFICATION BOUNDARY.

*ICR-1*

\*\*TBX-27\*\*

094500 TCX-2-1100-3-5 SG 3 TRANSITION CONE TO LOWER SHELL WELD C-A UT 1 - - - - X - 92 TDLR VERIFICATION BOUNDARY.

\*\*TBX-27\*\*


094600 TCX-2-1100-3-6 SG 3 UPPER SHELL TO TRANSITION CONE WELD C-A UT 1 - - - - X - 92 TDLR VERIFICATION BOUNDARY.

\*\*TBX-27\*\*

094700 TCX-2-1100-3-8 SG 3 HEAD TO SHELL WELD C-A UT 1 - - - - X - 92 TDLR VERIFICATION BOUNDARY.

\*\*TBX-27\*\*

094800 TCX-2-1100-3-9 SG 3 FEEDWATER NOZZLE TO VESSEL WELD C-B UT 1 - (X) - - - - 92 TDLR VERIFICATION BOUNDARY.



\*\*TBX-27\*\*

094900 TCX-2-1100-3-91R SG 3 FEEDWATER NOZZLE INNER RADIUS C-B UT 1 - (X) - - - - 92 TDLR VERIFICATION BOUNDARY.

\*\*TBX-56\*\*

*ICR-1*

pg 7 of 36

SUMMARY EXAMINATION AREA NUMBER IDENTIFICATION	INSPECTION INTERVAL ASME SEC. XI CATGY NDE ITEM NO METH	PLAN STATUS			PRESERVICE YEAR	INSTRUCTIONS **CALIBRATION BLOCK**
		FIRST PERIOD	SECOND PERIOD	THIRD PERIOD		
		1 2	1 2	1 2		

MAIN STEAM 8-MS-2-223-1303-2

131000	TCX-2-2300-31 BRANCH CONNECTION TO PIPE 878SB	C-F-2 C5.51	UT MT	1 - -	- X - -	92	TDLR VERIFICATION BOUNDARY.  **TBX-17**
--------	---	----------------	----------	-------	---------	----	---

MAIN STEAM 6-2003-2

132000	TCX-2-2300-41 BRANCH CONNECTION TO FLANGE 878SB	C-F-2 C5.51	UT MT	1 - -	- X - -	92	TDLR VERIFICATION BOUNDARY.  **TBX-36**
--------	---	----------------	----------	-------	---------	----	---

FEEDWATER 16-FW-2-073-1303-2

132200	TCX-2-2301-1 NOZZLE TO REDUCING ELBOW 841RB	C-F-2 C5.51	UT MT	1 - -	- - - -	NA	TDLR VERIFICATION BOUNDARY.  **TBX-20**
--------	---	----------------	----------	-------	---------	----	---



FEEDWATER 18-FW-2-017-1303-2

132300	TCX-2-2301-2 REDUCING ELBOW TO PIPE 839RB	C-F-2 C5.51	UT MT	1 - -	- - - -	NA	TDLR VERIFICATION BOUNDARY.  **TBX-21**
--------	---	----------------	----------	-------	---------	----	---

ICR-1

FEEDWATER 6-FW-2-097-1303-2

138400	TCX-2-2302-30 PIPE TO ELBOW 872RB	C-F-2 C5.51	UT MT	1 - -	- - X -	NA	TDLR VERIFICATION BOUNDARY.  **TBX-35**
--------	---	----------------	----------	-------	---------	----	---

138500	TCX-2-2302-31 ELBOW TO NOZZLE 873RB	C-F-2 C5.51	UT MT	1 - -	- - X -	NA	TDLR VERIFICATION BOUNDARY.  **TBX-35**
--------	---	----------------	----------	-------	---------	----	---

COMANCHE PEAK UNIT 2  
 INSERVICE INSPECTION LONG TERM PLAN  
 CLASS 2 SCHEDULED COMPONENTS

ICR 151-2R0-01

pg 8 of 36

SUMMARY EXAMINATION AREA NUMBER IDENTIFICATION	INSPECTION INTERVAL ASME SEC. XI CATGY NDE ITEM NO METH	PLAN STATUS			PRESERVICE YEAR	INSTRUCTIONS **CALIBRATION BLOCK**
		FIRST PERIOD	SECOND PERIOD	THIRD PERIOD		
		1 2	1 2	1 2		

SAFETY INJECTION TCX-SIAPS1-02

314000 TCX-2-3140-2B1-32 C-D UT 1 - - X - - - 92  
 B1 THRU B32 SI PUMP O2 STUDS C6.30

\*\*TBX-51\*\*

~~FEEDWATER 1B-FW-2-036-2003-2~~

~~500100 TCX-2-2401-FW083 C-G MT 1 X - - - - - 92 TDLR VERIFICATION BOUNDARY.  
 VALVE BODY WELD 2FW-0083 (ALT C6.20 DWG. 75830  
 -2-WV-2434)~~

FEEDWATER 6-FW-2-092-2003-2

501000 TCX-2-2204-FW193 C-G MT 1 - X - - - 92 DWG. 454KAB1-001  
 VALVE BODY WELD 2FW-0193 C6.20

MAIN STEAM 8-MS-2-223-1303-2

501200 TCX-2-2300-MS098 C-G MT 1 - - - X - - 92 TDLR VERIFICATION BOUNDARY.  
 VALVE BODY WELD 2MS-0098 C6.20 DWG. 75730-1

FEEDWATER 6-FW-2-094-2003-2

502300 TCX-2-2403-FW203 C-G MT 1 - - - - X - 92 DWG. 435KAB2-002  
 VALVE BODY WELD 2FW-0203 C6.20

CONTAINMENT SPRAY 12-CT-2-006-151R-2

2400 TCX-2-2578-CT028 C-G PT 1 - - - X - - 92 DWG. 75780  
 VALVE BODY WELD 2CT-0028 C6.20



DATE: 05/09/94

COMANCHE PEAK UNIT 2  
INSERVICE INSPECTION SCHEDULE  
FIRST INTERVAL, FIRST PERIOD, FIRST OUTAGE (94RF)  
CLASS 2 SCHEDULED COMPONENTS

ICR 151-2R0-01  
pg 9 of 36

PAGE: 120.1

SUMMARY EXAMINATION AREA NUMBER IDENTIFICATION	ASME SEC. XI CATGY NDE ITEM NO METH	PROCEDURE	CALIBRATION BLOCK/ SIZE-SCHEDULE-ACCESS/ LOCATION	INSTRUCTIONS
<u>FFEDWATER 1B-FW-2-035-2003-2</u>				
500700 TCX-2-2202-FW077 VALVE BODY WELD 2FW-0077 (ALT 2-HV-2135)	C-G C6.20	MT	TX-151-70 1B - -200	TDLR VERIFICATION BOUNDARY. DWG. 75830

DATE: 05/05/94

COMANCHE PEAK UNIT 2  
INSERVICE INSPECTION SCHEDULE  
FIRST INTERVAL, FIRST PERIOD, FIRST OUTAGE (94RF)  
CLASS 2 SCHEDULED COMPONENTS

ICR 151-2R0-01  
pg 10 of 36

PAGE: 260 . 1

SUMMARY NUMBER	EXAMINATION AREA IDENTIFICATION	ASME SEC. XI CATGY NDE ITEM NO METH	PROCEDURE	CALIBRATION BLOCK/ SIZE-SCHEDULE-ACCESS/ LOCATION	INSTRUCTIONS
<u>SAFETY INJECTION 4-SI-2-001-2501R-2</u>					
696750	TCX-2-2564-H7 SI-2-001-702-S42R	F-C NOTE 1	VT-3	4 - 821SB	-003

SUMMARY EXAMINATION AREA NUMBER IDENTIFICATION	INSPECTION INTERVAL ASME SEC. XI CATGY NDE ITEM NO METH	PLAN STATUS			PRESERVICE YEAR	INSTRUCTIONS **CALIBRATION BLOCK**
		FIRST PERIOD	SECOND PERIOD	THIRD PERIOD		
		1 2	1 2	1 2		

AUXILIARY FEEDWATER

810600	AF-2-SB-001-H7 <del>AF-2-006-404-S33R</del> 2-074 AF-2-001-427-S33R	F-C	VT-3	1 X -	- -	- -	NA
							NOTE 1
<del>810650</del>	<del>AF-2-SB-001-H7</del> <del>AF-2-006-404-S33R</del> <del>2-074</del>	<del>D-A</del>	<del>VT-3</del>	<del>1 X -</del>	<del>- -</del>	<del>- -</del>	<del>NA</del>
							<del>D1.20</del>

810700 AF-2-SB-001-H8  
 AF-2-059-401-S33R  
 2-074 F-C VT-3 1 X - - - NA  
 NOTE 1

810800 AF-2-SB-001-H9  
 AF-2-059-402-S33R  
 2-074 F-C VT-3 1 X - - - NA  
 NOTE 1

810900 AF-2-SB-001-H10  
 AF-2-059-403-S33R  
 2-074 F-C VT-3 1 X - - - NA  
 NOTE 1

811000 AF-2-SB-002-H1  
 AF-2-002-402-S33R  
 2-071 F-C VT-3 1 X - - - NA  
 NOTE 1

811100 AF-2-SB-002-H2  
 AF-2-002-403-S33R  
 2-071 F-C VT-3 1 X - - - NA  
 NOTE 1

COMANCHE PEAK UNIT 2  
 INSERVICE INSPECTION LONG TERM PLAN  
 CLASS 3 SCHEDULED COMPONENTS

ICR 151-2R0-01

pg 12 of 36

SUMMARY EXAMINATION AREA NUMBER IDENTIFICATION	INSPECTION INTERVAL ASME SEC. XI CATGY NDE ITEM NO METH	PLAN STATUS			PRESERVICE YEAR	INSTRUCTIONS **CALIBRATION BLOCK**
		FIRST PERIOD	SECOND PERIOD	THIRD PERIOD		
		1 2	1 2	1 2		

AUXILIARY FEEDWATER

815300 AF-2-SB-012-H2 F-C VT-3 1 X - - - NA  
 AF-2-036-700-S33R NOTE 1  
 2-072

815400 AF-2-SB-012-H3 F-C VT-3 1 X - - - NA  
 AF-2-036-701-S33R NOTE 1  
 2-072

815500 AF-2-SB-012-H4 F-C VT-3 1 X - - - NA  
~~AF-2-050-403-S33R~~ NOTE 1  
 2-072 AF-2-010-403-S33R

815600 AF-2-SB-012-H5 F-C VT-3 1 X - - - NA  
 AF-2-088-402-S33R NOTE 1  
 2-073

815700 AF-2-SB-012-H6 F-C VT-3 1 X - - - NA  
 AF-2-088-404-S33R NOTE 1  
 2-072

815800 AF-2-SB-012-H7 F-C VT-3 1 X - - - NA  
 AF-2-088-406-S33R NOTE 1  
 2-072

~~815900 AF-2-SB-012-H8 F-C VT-3 1 X - - - NA  
 AF-2-097-407-S33R NOTE 1  
 2-071~~

DATE: 04/30/94

COMANCHE PEAK UNIT 2  
INSERVICE INSPECTION SCHEDULE  
FIRST INTERVAL, FIRST PERIOD, FIRST OUTAGE (94RF)  
CLASS 3 SCHEDULED COMPONENTS

ICR - 151-2R0-01

pg 13 of 36

PAGE: 327.1

SUMMARY EXAMINATION AREA		ASME		CALIBRATION BLOCK/ SIZE-SCHEDULE-ACCESS/ LOCATION		INSTRUCTIONS
NUMBER	IDENTIFICATION	SEC. XI CATGY	NDE ITEM NO METH	PROCEDURE		

AUXILIARY FEEDWATER

815550	AF-2-SB-012-H4	D-A	VT-3			
	AF-2-010-403-S33R	D1.20			4 - 2-072	-000

COMANCHE PEAK UNIT 2  
 INSERVICE INSPECTION LONG TERM PLAN  
 CLASS 3 SCHEDULED COMPONENTS

ICR 151-2R0-01  
 pg 14 of 36

SUMMARY EXAMINATION AREA NUMBER IDENTIFICATION	INSPECTION INTERVAL ASME SEC. XI CATGY NDE ITEM NO METH	PLAN STATUS			PRESERVICE YEAR	INSTRUCTIONS **CALIBRATION BLOCK**
		FIRST PERIOD	SECOND PERIOD	THIRD PERIOD		
		1 2	1 2	1 2		

AUXILIARY FEEDWATER

819300 AF-2-SB-018-H3 F-C VT-3 1 X - - - NA  
 AF-2-033-403-S33R NOTE 1  
 2-073

819400 AF-2-SB-018-H4 F-C VT-3 1 X - - - NA  
 AF-2-033-701-S33R NOTE 1  
 2-073

819500 AF-2-SB-019-H1 F-C VT-3 1 X - - - NA  
 AF-2-050-401-S33R NOTE 1  
 2-072

819600 AF-2-SB-019-H2 F-C VT-3 1 X - - - NA  
 AF-2-050-402-S33R NOTE 1  
 2-072

819700 AF-2-SB-019-H3 F-C VT-3 1 X - - - NA  
 AF-2-067-401-S33R NOTE 1  
 2-072

819800 AF-2-SB-019-H4 F-C VT-3 1 X - - - NA  
~~AF-2-069-401-S33R~~ NOTE 1  
 2-072 AF-2-050-403-S33R

819900 AF-2-SB-019-H5 F-C VT-3 1 X - - - NA  
 AF-2-097-401-S33R NOTE 1  
 2-072

DATE: 04/30/94

COMANCHE PEAK UNIT 2  
INSERVICE INSPECTION SCHEDULE  
FIRST INTERVAL, FIRST PERIOD, FIRST OUTAGE (94RF)  
CLASS 3 SCHEDULED COMPONENTS

ICR 151-2R0-01  
pg 15 of 36

PAGE: 390.1

SUMMARY NUMBER	EXAMINATION IDENTIFICATION AREA	ASME SEC. XI CATGY	ITEM NO	METH	PROCEDURE	CALIBRATION BLOCK/ SIZE-SCHEDULE-ACCESS/ LOCATION	INSTRUCTIONS
----------------	---------------------------------	--------------------	---------	------	-----------	---	--------------

COMPONENT COOLING

856650	CC-2-AB-001-H5	D-A		VT-3			
	CC-2-019-706-A43R	D1.20				24 - X-204	-000

DATE: 04/30/94

COMANCHE PEAK UNIT 2  
INSERVICE INSPECTION SCHEDULE  
FIRST INTERVAL, FIRST PERIOD, FIRST OUTAGE (94RF)  
CLASS 3 SCHEDULED COMPONENTS

ICR 151-2R0-01  
pg 16 of 36

PAGE: 390.2

SUMMARY EXAMINATION AREA	ASME			CALIBRATION BLOCK/ SIZE-SCHEDULE-ACCESS/ LOCATION	INSTRUCTIONS
NUMBER IDENTIFICATION	SEC. XI	CATGY	NDE		
	ITEM NO	METH	PROCEDURE		

---

COMPONENT COOLING

856750	CC-2-AB-001-H6	D-A	VT-3		
	CC-2-019-707-A43S	D1.20		24	-000



DATE: 04/30/94

ICR ISI-220-01  
Pg 17 of 36

PAGE: 390.3

COMANCHE PEAK UNIT 2  
INSERVICE INSPECTION SCHEDULE  
FIRST INTERVAL, FIRST PERIOD, FIRST OUTAGE (94RF)  
CLASS 3 SCHEDULED COMPONENTS

SUMMARY EXAMINATION AREA		ASME		CALIBRATION BLOCK/ SIZE-SCHEDULE-ACCESS/ LOCATION		INSTRUCTIONS	
NUMBER	IDENTIFICATION	SEC. XI	CATGY NDE	ITEM NO	METH	PROCEDURE	
<hr/>							
<u>COMPONENT COOLING</u>							
856850	CC-2-AB-001-H7	D-A	VT-3				
	CC-2-019-713-A43S	D1.20		24	-	-000	
				X-207			

DATE: 05/03/94

COMANCHE PEAK UNIT 2  
INSERVICE INSPECTION SCHEDULE  
FIRST INTERVAL, FIRST PERIOD, FIRST OUTAGE (94RF)  
CLASS 3 SCHEDULED COMPONENTS

ICR 151-2R0-01  
Pg 18 of 36

PAGE: 391, 1

SUMMARY NUMBER	EXAMINATION AREA IDENTIFICATION	ASME SEC. XI CATGY	WDE METH	PROCEDURE	CALIBRATION BLOCK/ SIZE-SCHEDULE-ACCESS/ LOCATION	INSTRUCTIONS
<u>COMPONENT COOLING</u>						
857050	CC-2-AB-001-H10 CC-2-019-715-A43K	F-C	VT-3	NOTE 1	24 - -000	

COMANCHE PEAK UNIT 2  
 INSERVICE INSPECTION LONG TERM PLAN  
 CLASS 3 SCHEDULED COMPONENTS

ICR 151-2R0-01  
 pg 19 of 36

INSPECTION INTERVAL		PLAN STATUS			PRESERVICE YEAR
		FIRST PERIOD	SECOND PERIOD	THIRD PERIOD	
ASME SEC. XI		-----			
CATGY NDE		- - - - - O U T A G E - - - - -			INSTRUCTIONS
SUMMARY EXAMINATION AREA	ITEM NO METH	1 2	1 2	1 2	**CALIBRATION BLOCK**
NUMBER IDENTIFICATION					

COMPONENT COOLING

857700 CC-2-AB-002-H7 F-C VT-3 1 X - - - NA  
 CC-2-055-003-A33R NOTE 1

857800 CC-2-AB-002-H8 F-C VT-3 1 X - - - NA  
 CC-2-056-700-A33R NOTE 1

857900 CC-2-AB-002-H9 F-C VT-3 1 X - - - NA  
 CC-2-057-004-A33R NOTE 1

~~858000 CC-2-AB-002-H10 F-C VT-3 1 X - - - NA~~  
~~CC-2-057-012-A33R NOTE 1~~

858100 CC-2-AB-002-H11 F-C VT-3 1 X - - - NA  
 CC-2-057-700-A33R NOTE 1

858200 CC-2-AB-002-H12 F-C VT-3 1 X - - - NA  
 CC-2-057-701-A33K NOTE 1

858300 CC-2-AB-002-H13 F-C VT-3 1 X - - - NA  
 CC-2-057-702-A33R NOTE 1

COMANCHE PEAK UNIT 2  
 INSERVICE INSPECTION LONG TERM PLAN  
 CLASS 3 SCHEDULED COMPONENTS

ICR 151-2R0-01  
 pg 20 of 36

SUMMARY EXAMINATION AREA NUMBER IDENTIFICATION	INSPECTION INTERVAL	PLAN STATUS			PRESERVICE YEAR	INSTRUCTIONS
		FIRST PERIOD	SECOND PERIOD	THIRD PERIOD		
	ASME SEC. XI					
	CATGY NDE	O U T A G E				
	ITEM NO METH	1 2	1 2	1 2		**CALIBRATION BLOCK**

COMPONENT COOLING

859100 CC-2-AB-003-H5 F-C VT-3 1 X - - - NA  
 CC-2-012-706-A43R NOTE 1  
 X-207

859200 CC-2-AB-003-H6 F-C VT-3 1 X - - - NA  
 CC-2-012-707-A43R NOTE 1  
 X-207

859250 CC-2-AB-003-H6 D-A VT-3 1 X - - - NA  
 CC-2-012-707-A43R D1.20  
 X-207

~~859300 CC-2-AB-003-H7 F-C VT-3 1 X - - - NA  
 CC-2-116-702-A43R NOTE 1  
 X-207~~

859400 CC-2-AB-004-H1 F-C VT-3 1 X - - - NA  
 CC-2-010-700-A43R NOTE 1  
 X-204

~~859450 CC-2-AB-004-H1 D-A VT-3 1 X - - - NA  
 CC-2-010-700-A43R D1.20  
 X-204~~

859500 CC-2-AB-004-H2 F-C VT-3 1 X - - - NA  
 CC-2-010-701-A43R NOTE 1  
 X-204

COMANCHE PEAK UNIT 2  
INSERVICE INSPECTION LONG TERM PLAN  
CLASS 3 SCHEDULED COMPONENTS

ICR-151-2R0-01  
pg 21 of 36

SUMMARY EXAMINATION AREA NUMBER IDENTIFICATION	INSPECTION INTERVAL	PLAN STATUS			PRESERVICE YEAR	INSTRUCTIONS **CALIBRATION BLOCK**
		FIRST PERIOD	SECOND PERIOD	THIRD PERIOD		
	ASME SEC. XI CATGY NDE ITEM NO METH	1 2	1 2	1 2		

COMPONENT COOLING

~~860250 CC-2-AB-004-H9 D-A VT-3 1 X - - - - - NA~~  
~~CC-2-043-701-A33R D1.20~~  
~~X-174~~

860300 CC-2-AB-004-H10 F-C VT-3 1 X - - - - - NA  
 CC-2-043-703-A33S NOTE 1  
 X-174

860400 CC-2-AB-004-H11 F-C VT-3 1 X - - - - - NA  
 CC-2-043-704-A33K NOTE 1  
 X-174

860500 CC-2-AB-004-H12 F-C VT-3 1 X - - - - - NA  
 CC-2-043-705-A33K NOTE 1  
 X-174

860600 CC-2-AB-004-H13 F-C VT-3 1 X - - - - - NA  
 CC-2-043-708-A33R NOTE 1  
 X-174

~~860650 CC-2-AB-004-H13 D-A VT-3 1 X - - - - - NA~~  
~~CC-2-043-708-A33R D1.20~~  
~~X-174~~

860700 CC-2-AB-004-H14 F-C VT-3 1 X - - - - - NA  
 CC-2-043-713-A33R NOTE 1  
 X-174

COMANCHE PEAK UNIT 2  
 INSERVICE INSPECTION LONG TERM PLAN  
 CLASS 3 SCHEDULED COMPONENTS

ICR 151-2R0-01  
 pg 22 of 36

SUMMARY EXAMINATION AREA NUMBER IDENTIFICATION	INSPECTION INTERVAL ASME SEC. XI CATGY NDE ITEM NO METH	PLAN STATUS			PRESERVICE YEAR	INSTRUCTIONS **CALIBRATION BLOCK**
		FIRST PERIOD	SECOND PERIOD	THIRD PERIOD		
		1 2	1 2	1 2		

COMPONENT COOLING

860800 CC-2-AB-004-H15 F-C VT-3 1 X - - - NA  
 CC-2-043-718-A33R NOTE 1  
 X-174

~~860850 CC-2-AB-004-H15 D-A VT-3 1 X - - - NA  
 CC-2-043-718-A33R D1,20  
 X-174~~

860900 CC-2-AB-004-H16 F-C VT-3 1 X - - - NA  
 CC-2-046-700-A43R NOTE 1  
 X-197

861000 CC-2-AB-004-H17 F-C VT-3 1 X - - - NA  
 CC-2-046-702-A43K NOTE 1  
 X-197

861100 CC-2-AB-004-H18 F-C VT-3 1 X - - - NA  
 CC-2-046-703-A43R NOTE 1  
 X-197

861200 CC-2-AB-004-H19 F-C VT-3 1 X - - - NA  
 CC-2-046-704-A43K NOTE 1  
 X-197

861300 CC-2-AB-005-H1 F-C VT-3 1 X - - - NA  
 CC-2-019-008-A43R NOTE 1

COMANCKE PEAK UNIT 2  
 INSERVICE INSPECTION LONG TERM PLAN  
 CLASS 3 SCHEDULED COMPONENTS

ICR ZSI-2R0-01  
 pg 23 of 36

SUMMARY EXAMINATION AREA NUMBER IDENTIFICATION	INSPECTION INTERVAL ASME SEC. XI CATGY NDE ITFM NO METH	PLAN STATUS			PRESERVICE YEAR	INSTRUCTIONS **CALIBRATION BLOCK**
		FIRST PERIOD	SECOND PERIOD	THIRD PERIOD		
		1 2	1 2	1 2		

COMPONENT COOLING

B61400 CC-2-AB-005-H2 F-C VT-3 1 X - - - - NA  
 CC-2-019-700-A33R NOTE 1

B61500 CC-2-AB-005-H3 F-C VT-3 1 X - - - - NA  
 CC-2-019-711-A33R NOTE 1

B61600 CC-2-AB-005-H4 F-C VT-3 1 X - - - - NA  
 CC-2-019-712-A33R NOTE 1

~~B61700 CC-2-AB-005-H5 F-C VT-3 1 X - - - - NA  
 CC-2-019-745-A33R NOTE 1  
 X-207~~

B61800 CC-2-AB-006-H1 F-C VT-3 1 X - - - - NA  
 CC-2-028-002-A33R NOTE 1

B61900 CC-2-AB-006-H2 F-C VT-3 1 X - - - - NA  
 CC-2-028-003-A33R NOTE 1

B62000 CC-2-AB-006-H3 F-C VT-3 1 X - - - - NA  
 CC-2-028-005-A33R NOTE 1

COMANCHE PEAK UNIT 2  
 INSERVICE INSPECTION LONG TERM PLAN  
 CLASS 3 SCHEDULED COMPONENTS

ICR ISI-2R0-01  
 pg 24 of 36

SUMMARY EXAMINATION AREA NUMBER IDENTIFICATION	INSPECTION INTERVAL ASME SEC. XI CATGY NDE ITEM NO METH	PLAN STATUS			PRESERVICE YEAR	INSTRUCTIONS **CALIBRATION BLOCK**
		FIRST PERIOD	SECOND PERIOD	THIRD PERIOD		
		1 2	1 2	1 2		

COMPONENT COOLING

862600 CC-2-AB-DC5-H9 F-C VT-3 1 X - - - NA  
 CC-2-028-405-A33R NOTE 1  
 X-174

862700 CC-2-AB-006-H10 F-C VT-3 1 X - - - NA  
 CC-2-028-424-A33R NOTE 1  
 X-174

862750 CC-2-AB-006-H10 D-A VT-3 1 X - - - NA  
 CC-2-028-424-A33R D1.20  
 X-174

862800 CC-2-AB-006-H11 F-C VT-3 1 X - - - NA  
 CC-2-028-704-A33A NOTE 1

862850 CC-2-AB-006-H11 D-A VT-3 1 X - - - NA  
 CC-2-028-704-A33A D1.20

862900 CC-2-AB-006-H12 F-C VT-3 1 X - - - NA  
~~CC-2-048-408-A33R~~ NOTE 1  
 X-174 CC-2-028-703-A33R

~~862950 CC-2-AB-006-H12 D-A VT-3 1 X - - - NA  
 CC-2-048-408-A33R D1.20  
 X-174~~



DATE: 04/30/94

ICR 151-2R0-01  
Pg 25 of 36

PAGE: 401.1

COMANCHE PEAK UNIT 2  
INSERVICE INSPECTION SCHEDULE  
FIRST INTERVAL, FIRST PERIOD, FIRST OUTAGE (94RF)  
CLASS 3 SCHEDULED COMPONENTS

SUMMARY EXAMINATION AREA NUMBER IDENTIFICATION	ASME SEC. XI CATGY NDE ITEM NO METH	PROCED. E	CALIBRATION BLOCK/ SIZE-SCHEDULE-ACCESS/ LOCATION	INSTRUCTIONS
---	--	-----------	---	--------------

COMPONENT COOLING

863150 CC-2-AB-007-H2	D-A	VT-3		
CC-2-045-007-A43A	D1.20		10 -	-000

SUMMARY EXAMINATION AREA NUMBER IDENTIFICATION	INSPECTION INTERVAL ASME SEC. XI CATGY WDE ITEM NO METH	PLAN STATUS			PRESERVICE YEAR	INSTRUCTIONS **CALIBRATION BLOCK**
		FIRST PERIOD	SECOND PERIOD	THIRD PERIOD		
		1 2	1 2	1 2		

COMPONENT COOLING

864200 CC-2-AB-009-H1 F-C VT-3 1 X - - - NA  
 CC-2-050-001-A43S NOTE 1  
 X-207

864300 CC-2-AB-009-H2 F-C VT-3 1 X - - - NA  
 CC-2-050-002-A43R NOTE 1  
 X-207

864400 CC-2-AB-009-H3 F-C VT-3 1 X - - - NA  
~~CC-2-050-007-A43K~~ NOTE 1  
 X-207 CC-2-050-004-A43K

864500 CC-2-AB-009-H4 F-C VT-3 1 X - - - NA  
 CC-2-050-701-A43S NOTE 1  
 X-197

864600 CC-2-AB-009-H5 F-C VT-3 1 X - - - NA  
 CC-2-050-702-A43K NOTE 1  
 X-197

864700 CC-2-AB-009-H6 F-C VT-3 1 X - - - NA  
 CC-2-050-703-A43S NOTE 1

864800 CC-2-AB-009-H7 F-C VT-3 1 X - - - NA  
 CC-2-050-704-A43S NOTE 1

DATE: 04/30/94

ICR 151-2R0-01  
pg 27 of 36

PAGE: 403.1

COMANCHE PEAK UNIT 2  
INSERVICE INSPECTION SCHEDULE  
FIRST INTERVAL, FIRST PERIOD, FIRST OUTAGE (94RF)  
CLASS 3 SCHEDULED COMPONENTS

SUMMARY NUMBER	EXAMINATION IDENTIFICATION	ASME SEC. XI CATGY	ITEM NO	METH	PROCEDURE	CALIBRATION BLOCK/ SIZE-SCHEDULE-ACCESS/ LOCATION	INSTRUCTIONS
----------------	----------------------------	--------------------	---------	------	-----------	---	--------------

COMPONENT COOLING

864250	CC-2-AB-009-H1	D-A		VT-3			
	CC-2-050-001-A43S	D1.20				24 - X-207	-000

DATE: 04/30/94

ICR 151-2R0-01  
pg 28 of 36

PAGE: 403, 2

COMANCHE PEAK UNIT 2  
INSERVICE INSPECTION SCHEDULE  
FIRST INTERVAL, FIRST PERIOD, FIRST OUTAGE (94RF)  
CLASS 3 SCHEDULED COMPONENTS

SUMMARY EXAMINATION AREA		ASME	CALIBRATION BLOCK/ SIZE-SCHEDULE-ACCESS/ LOCATION		INSTRUCTIONS
NUMBER	IDENTIFICATION	SEC. XI CATGY NDF ITEM NO METH	PROCEDURE		
<u>COMPONENT COOLING</u>					
864550	CC-2-AB-009-H4	D-A	VT-3		
	CC-2-050-701-A43S	D1.20		24 -	-000
				X-197	

DATE: 04/30/94

ICR-151-2R0-01  
pg 29 of 36

PAGE: 403.3

COMANCHE PEAK UNIT 2  
INSERVICE INSPECTION SCHEDULE  
FIRST INTERVAL, FIRST PERIOD, FIRST OUTAGE (94RF)  
CLASS 3 SCHEDULED COMPONENTS

SUMMARY EXAMINATION AREA	ASME					
NUMBER IDENTIFICATION	SEC. XI	CATGY	NDE	ITEM NO	METH	PROCEDURE

---

COMPONENT COOLING

864650	CC-2-AB-009-H5	D-A	VT-3			
	CC-2-050-702-A43K	D1.20		24	-	-000
				X-197		

DATE: 04/30/94

ICR 151-2R0-01  
pg 30 of 36

PAGE: 403.4

COMANCHE PEAK UNIT 2  
INSERVICE INSPECTION SCHEDULE  
FIRST INTERVAL, FIRST PERIOD, FIRST OUTAGE (94RF)  
CLASS 3 SCHEDULED COMPONENTS

SUMMARY EXAMINATION AREA		ASME		CALIBRATION BLOCK/ SIZE-SCHEDULE-ACCESS/ LOCATION		INSTRUCTIONS
NUMBER	IDENTIFICATION	CATGY	WDE	PROCEDURE		
-----		ITEM NO	METH			
<u>COMPONENT COOLING</u>						
864750	CC-2-AB-009-H6	D-A	VT-3			
	CC-2-050-703-A43S	D1.20			24 -	-000

DATE: 04/30/94

COMANCHE PEAK UNIT 2  
INSERVICE INSPECTION SCHEDULE  
FIRST INTERVAL, FIRST PERIOD, FIRST OUTAGE (94RF)  
CLASS 3 SCHEDULED COMPONENTS

ICR 151-220-01  
pg 31 of 34

PAGE: 404.1

SUMMARY EXAMINATION AREA	ASME	CALIBRATION BLOCK/ SIZE-SCHEDULE-ACCESS/ LOCATION	INSTRUCTIONS
NUMBER IDENTIFICATION	SEC. XI CATGY NDE ITEM NO METH PROCEDURE		

---

COMPONENT COOLING

865250	CC-2-AB-010-H3	F-C	VT-3		
	CC-2-116-702-A43R	NOTE 1		12	-000
				X-207	

COMANCHE PEAK UNIT 2  
 INSERVICE INSPECTION LONG TERM PLAN  
 CLASS 3 SCHEDULED COMPONENTS

ICR 151-2R0-01  
 pg 32 of 36

SUMMARY EXAMINATION AREA NUMBER IDENTIFICATION	INSPECTION INTERVAL	PLAN STATUS			PRESERVICE YEAR	INSTRUCTIONS
		FIRST PERIOD	SECOND PERIOD	THIRD PERIOD		
	ASME SEC. XI					
	CATGY NDE	O U T A G E				
	ITEM NO METH	1 2	1 2	1 2		**CALIBRATION BLOCK**

COMPONENT COOLING

866700	CC-2-AB-012-H9 CC-2-158-406-A43R	F-C	VT-3	1 X -	- -	- -	NA
		NOTE 1					
866800	CC-2-AB-012-H10 CC-2-158-407-A43K X-207	F-C	VT-3	1 X -	- -	- -	NA
		NOTE 1					
866850	CC-2-AB-012-H10 CC-2-158-407-A43K X-207	D-A	VT-3	1 X -	- -	- -	NA
		D1.20					
866900	CC-2-AB-012-H11 CC-2-158-408-A43K X-207	F-C	VT-3	1 X -	- -	- -	NA
		NOTE 1					
866950	CC-2-AB-012-H11 CC-2-158-408-A43K X-207	D-A	VT-3	1 X -	- -	- -	NA
		D1.20					
867000	CC-2-AB-012-H12 CC-2-158-409-A43R	F-C	VT-3	1 X -	- -	- -	NA
		NOTE 1					

~~867050 CC-2-AB-012-H12 F-C VT-3 1 X - - - - - NA~~  
~~CC-2-158-409-A43R NOTE 1~~



DATE: 05/03/94

ICR 151-2R0-01  
pg 33 of 36

PAGE: 458, 1

COMANCHE PEAK UNIT 2  
INSERVICE INSPECTION SCHEDULE  
FIRST INTERVAL, FIRST PERIOD, FIRST OUTAGE (94RF)  
CLASS 3 SCHEDULED COMPONENTS

SUMMARY EXAMINATION AREA NUMBER IDENTIFICATION	ASME		CALIBRATION BLOCK/ SIZE-SCHEDULE-ACCESS/ LOCATION		INSTRUCTIONS
	SEC. XI CATGY	NDE METH	PROCEDURE		

COMPONENT COOLING

B98550	CC-2-SB-039-H5	D-A	VT-3		
	CC-2-02B-412-S33R	D1.20		24 -	-020
				2-064	

COMANCHE PEAK UNIT 2  
 INSERVICE INSPECTION LONG TERM PLAN  
 CLASS 3 SCHEDULED COMPONENTS

ICR 151-2RD-01  
 pg 34 of 36

SUMMARY EXAMINATION AREA NUMBER IDENTIFICATION	INSPECTION INTERVAL	PLAN STATUS			PRESERVICE YEAR	INSTRUCTIONS **CALIBRATION BLOCK**
		ASME SEC. XI CATGY NDE ITEM NO METH	FIRST PERIOD	SECOND PERIOD		
			1 2	1 2	1 2	

COMPONENT COOLING

~~900000 CC-2-SB-042-H3 F-C VT-3 1 X - - - - - NA~~  
~~CC-2-065-401-S33R NOTE 1~~  
~~2-070~~

900100 CC-2-SB-042-H4 F-C VT-3 1 X - - - - - NA  
 CC-2-065-401-S33R NOTE 1  
 2-070

900200 CC-2-SB-042-H5 F-C VT-3 1 X - - - - - NA  
 CC-2-065-402-S33R NOTE 1  
 2-070

900250 CC-2-SB-042-H5 D-A VT-3 1 X - - - - - NA  
 CC-2-065-402-S33R D1.20  
 2-070

900300 CC-2-SB-042-H6 F-C VT-3 1 X - - - - - NA  
 CC-2-065-404-S33R NOTE 1  
 2-068

900350 CC-2-SB-042-H6 D-A VT-3 1 X - - - - - NA  
 CC-2-065-404-S33R D1.20  
 2-068

900400 CC-2-SB-042-H7 F-C VT-3 1 X - - - - - NA  
 CC-2-065-412-S33R NOTE 1  
 2-068

COMANCHE PEAK UNIT 2  
 INSERVICE INSPECTION LONG TERM PLAN  
 CLASS 3 SCHEDULED COMPONENTS

ICR 151-2R0-01

pg 35 of 36

SUMMARY EXAMINATION AREA NUMBER IDENTIFICATION	INSPECTION INTERVAL	PLAN STATUS			PRESERVICE YEAR	INSTRUCTIONS
		FIRST PERIOD	SECOND PERIOD	THIRD PERIOD		
	ASME SEC. XI CATGY NDE ITEM NO METH					
		1 2	1 2	1 2		**CALIBRATION BLOCK**

COMPONENT COOLING

900500	CC-2-SB-042-HB CC-2-078-401-S33R 2-070	F-C	VT-3	1 X -	- -	- -	NA
		NOTE 1					
900550	CC-2-SB-042-HB CC-2-078-401-S33R 2-070	D-A	VT-3	1 X -	- -	- -	NA
		D1.20					
900600	CC-2-SB-042-H9 CC-2-078-406-S33R 2-068	F-C	VT-3	1 X -	- -	- -	NA
		NOTE 1					
900700	CC-2-SB-042-H10 CC-2-078-411-S33R 2-070	F-C	VT-3	1 X -	- -	- -	NA
		NOTE 1					
900800	CC-2-SB-043-H1 CC-2-068-402-S33S 2-068	F-C	VT-3	1 X -	- -	- -	NA
		NOTE 1					
900900	CC-2-SB-043-H2 CC-2-068-405-S33R 2-070	F-C	VT-3	1 X -	- -	- -	NA
		NOTE 1					

~~900950 CC-2-SB-043-H2 D-A VT-3 1 X - - - - NA~~  
~~CC-2-068-405-S33R D1.20~~  
~~2-070~~

ICR ISI-2R0-01  
pg 30 of 36

APPENDIX B

INDEX

ISI PLAN INTERIM CHANGE REQUESTS (ICRs)

<u>ICR NO./DATE</u>	<u>AFFECTED PAGE(S)</u>	<u>DESCRIPTION OF CHANGE</u>
	Section 4.2 pg. 1 of 1	Replaced page for rescheduled exam.
ISI-2R0-01	Section 4.1, 4.2 & 4.3 pg's. 39, 40, 78, 88, 120, 319, 327, 333, 392, 394, 396, 397, 398, 400, 403, 407, 461 & 462.	Replaced pages for rescheduled exams and corrected pipe support info.
	Section 4.2 and 4.3 pg's. 120.1, 260.1, 327.1, 390.1, 390.2, 390.3, 391.1, 401.1, 403.1, 403.2, 403.3, 403.4, 404.1 and 458.1.	Added pages to plan.
	Section 2 dwg. #'s AF Sh. 5; CC Sh. 1, 2 and 10; CS Sh. 1 thru 13; CT Sh. 3 and 4; MS Sh. 2 and RH Sh. 2	Replaced drawings
	Section 2 dwg. #'s CS Sh. 14 and 15	Deleted drawings
	Section 5 Table 9	Replaced table

ICR ISI-2R0-01 ATTACHMENT 1 - SECTION 5, TABLE 9

UNIT 2 ASME SECTION XI INSERVICE PRESSURE  
TEST LINE LIST  
TABLE 9

Line/Component No. =====	Flow Diagram No. =====	ASME Item ----	Exam CAT ----	Test Freq. -----	Type Test ----	Exam Method -----	Test Pressure -----	Test Temp. -----	Notes/Comments =====	REC NO. ---
** AUXILIARY FEEDWATER (AF)										
10-AF-2-001-152-3	M2-0206-1	D1.10	D-A	P	SIT	VT-2	Po	To	(1)	1791
	M2-0206-2	----		---	---		-----	-----		
		D1.10		I	SHT		TABLE 4	TABLE 5		
10-AF-2-002-152-3	M2-0206-1	D1.10	D-A	P	SIT	VT-2	Po	To	(1)	1792
	M2-0206-2	----		---	---		-----	-----		
		D1.10		I	SHT		TABLE 4	TABLE 5		
6-AF-2-003-152-3	M2-0206-1	D1.10	D-A	P	SIT	VT-2	Po	To		440
		----		---	---		-----	-----		
		D1.10		I	SHT		TABLE 4	TABLE 5		
6-AF-2-004-152-3	M2-0206-1	D1.10	D-A	P	SIT	VT-2	Po	To		441
		----		---	---		-----	-----		
		D1.10		I	SHT		TABLE 4	TABLE 5		
10-AF-2-005-152-3	M2-0206-1	D1.10	D-A	P	SIT	VT-2	Po	To		442
		----		---	---		-----	-----		
		D1.10		I	SHT		TABLE 4	TABLE 5		
8-AF-2-006-152-3	M2-0206-1	D1.10	D-A	P	SIT	VT-2	Po	To		443
		----		---	---		-----	-----		
		D1.10		I	SHT		TABLE 4	TABLE 5		
6-AF-2-007-152-3	M2-0206-1	D1.10	D-A	P	SIT	VT-2	Po	To		444
		----		---	---		-----	-----		
		D1.10		I	SHT		TABLE 4	TABLE 5		
6-AF-2-008-152-3	M2-0206-1	D1.10	D-A	P	SIT	VT-2	Po	To		445
		----		---	---		-----	-----		
		D1.10		I	SHT		TABLE 4	TABLE 5		
6-AF-2-009-2002-3	M2-0206	D1.10	D-A	P	SIT	VT-2	Po	To		446
	M2-0206-1	----		---	---		-----	-----		
		D1.10		I	SHT		TABLE 4	TABLE 5		

UNIT 2 ASME SECTION XI INSERVICE PRESSURE  
TEST LINE LIST  
TABLE 9

Line/Component No.	Flow Diagram No.	ASME Item	Exam CAT	Test Freq.	Type Test	Exam Method	Test Pressure	Test Temp.	Notes/Comments	REC NO.
-----	-----	----	----	-----	----	-----	-----	-----	-----	---
** AUXILIARY FEEDWATER (AF)										
6-AF-2-010-2002-3	M2-0206	D1.10	D-A	P	SIT	VT-2	Po	To		447
	M2-0206-1	----		---	---		-----	-----		
		D1.10		I	SHT		TABLE 4	TABLE 5		
8-AF-2-011-2002-3	M2-0206	D1.10	D-A	F	SIT	VT-2	Po	To		448
	M2-0206-1	----		---	---		-----	-----		
		D1.10		I	SHT		TABLE 4	TABLE 5		
6-AF-2-012-152-3	M2-0206-1	D1.10	D-A	P	SIT	VT-2	Po	To		449
		----		---	---		-----	-----		
		D1.10		I	SHT		TABLE 4	TABLE 5		
4-AF-2-017-1303-2	M2-0206	C7.30	C-H	P	SIT	VT-2	Po	To		450
		----		---	---		-----	-----		
		C7.40		I	SHT		TABLE 4	TABLE 5		
4-AF-2-018-1303-2	M2-0206	C7.30	C-H	P	SIT	VT-2	Po	To		451
		----		---	---		-----	-----		
		C7.40		I	SHT		TABLE 4	TABLE 5		
4-AF-2-019-1303-2	M2-0206	C7.30	C-H	P	SIT	VT-2	Po	To		452
		----		---	---		-----	-----		
		C7.40		I	SHT		TABLE 4	TABLE 5		
4-AF-2-020-1303-2	M2-0206	C7.30	C-H	P	SIT	VT-2	Po	To		453
		----		---	---		-----	-----		
		C7.40		I	SHT		TABLE 4	TABLE 5		
4-AF-2-021-2003-2	M2-0206	C7.30	C-H	P	SIT	VT-2	Po	To		454
		----		---	---		-----	-----		
		C7.40		I	SHT		TABLE 4	TABLE 5		
4-AF-2-022-2003-2	M2-0206	C7.30	C-H	P	SIT	VT-2	Po	To		455
		----		---	---		-----	-----		
		C7.40		I	SHT		TABLE 4	TABLE 5		

UNIT 2 ASME SECTION XI INSERVICE PRESSURE  
TEST LINE LIST  
TABLE 9

Line/Component No.	Flow Diagram No.	ASME Item	Exam CAT	Test Freq.	Type Test	Exam Method	Test Pressure	Test Temp.	Notes/Comments	REC NO.
=====	=====	====	====	=====	====	=====	=====	=====	=====	===
** AUXILIARY FEEDWATER (AF)										
4-AF-2-023-2003-2	M2-0206	C7.30	C-H	P	SIT	VT-2	Po	To		456
		-----		---	---		-----	-----		
		C7.40		I	SHT		TABLE 4	TABLE 5		
4-AF-2-024-2003-2	M2-0206	C7.30	C-H	P	SIT	VT-2	Po	To		457
		-----		---	---		-----	-----		
		C7.40		I	SHT		TABLE 4	TABLE 5		
6-AF-2-025-2002-3	M2-0206-1	D1.10	D-A	P	SIT	VT-2	Po	To		458
		-----		---	---		-----	-----		
		D1.10		I	SHT		TABLE 4	TABLE 5		
3-AF-2-026-2002-3	M2-0206-1	D1.10	D-A	P	SIT	VT-2	Po	To		459
		-----		---	---		-----	-----		
		D1.10		I	SHT		TABLE 4	TABLE 5		
3-AF-2-027-152-3	M2-0206-1	D1.10	D-A	P	SIT	VT-2	Po	To	(1)	460
		-----		---	---		-----	-----		
		D1.10		I	SHT		TABLE 4	TABLE 5		
3-AF-2-028-2002-3	M2-0206-1	D1.10	D-A	P	SIT	VT-2	Po	To		461
		-----		---	---		-----	-----		
		D1.10		I	SHT		TABLE 4	TABLE 5		
6-AF-2-029-2002-3	M2-0206-1	D1.10	D-A	P	SIT	VT-2	Po	To		462
		-----		---	---		-----	-----		
		D1.10		I	SHT		TABLE 4	TABLE 5		
3-AF-2-030-2002-3	M2-0206-1	D1.10	D-A	P	SIT	VT-2	Po	To		463
		-----		---	---		-----	-----		
		D1.10		I	SHT		TABLE 4	TABLE 5		
3-AF-2-031-2002-3	M2-0206-1	D1.10	D-A	P	SIT	VT-2	Po	To		464
		-----		---	---		-----	-----		
		D1.10		I	SHT		TABLE 4	TABLE 5		



UNIT 2 ASME SECTION XI INSERVICE PRESSURE  
TEST LINE LIST  
TABLE 9

Line/Component No.	Flow Diagram No.	ASME Item	Exam CAT	Test Freq.	Type Test	Exam Method	Test Pressure	Test Temp.	Notes/Comments	REC NO.
=====	=====	====	====	=====	====	=====	=====	=====	=====	====
** AUXILIARY FEEDWATER (AF)										
3-AF-2-032-152-3	M2-0206-1	D1.10	D-A	P	SIT	VT-2	Po	To	(1)	465
		-----		---	---		-----	-----		
		D1.10		I	SHT		TABLE 4	TABLE 5		
6-AF-2-033-2002-3	M2-0206-1	D1.10	D-A	P	SIT	VT-2	Po	To		466
		-----		---	---		-----	-----		
		D1.10		I	SHT		TABLE 4	TABLE 5		
6-AF-2-034-152-3	M2-0206-1	D1.10	D-A	P	SIT	VT-2	Po	To	(1)	467
		-----		---	---		-----	-----		
		D1.10		I	SHT		TABLE 4	TABLE 5		
8-AF-2-035-152-3	M2-0206-1	D1.10	D-A	P	SIT	VT-2	Po	To	(1)	468
	M2-0206-2	-----		---	---		-----	-----		
		D1.10		I	SHT		TABLE 4	TABLE 5		
6-AF-2-036-2002-3	M2-0206-1	D1.10	D-A	P	SIT	VT-2	Po	To		469
		-----		---	---		-----	-----		
		D1.10		I	SHT		TABLE 4	TABLE 5		
6-AF-2-037-152-3	M2-0206-1	D1.10	D-A	P	SIT	VT-2	Po	To		470
		-----		---	---		-----	-----		
		D1.10		I	SHT		TABLE 4	TABLE 5		
3-AF-2-038-2002-3	M2-0206-1	D1.10	D-A	P	SIT	VT-2	Po	To		471
		-----		---	---		-----	-----		
		D1.10		I	SHT		TABLE 4	TABLE 5		
3-AF-2-040-151-3	M2-0206-2	D1.10	D-A	P	SIT	VT-2	Po	To	(1) EXEMPT UPSTRM 2AF-0009	472
		-----		---	---		-----	-----		
		D1.10		I	SHT		TABLE 4	TABLE 5		
4-AF-2-042-2002-3	M2-0206-1	D1.10	D-A	P	SIT	VT-2	Po	To		474
		-----		---	---		-----	-----		
		D1.10		I	SHT		TABLE 4	TABLE 5		



UNIT 2 ASME SECTION XI INSERVICE PRESSURE  
TEST LINE LIST  
TABLE 9

Line/Component No.	Flow Diagram No.	ASME Item	Exam CAT	Test Freq.	Type Test	Exam Method	Test Pressure	Test Temp.	Notes/Comments	REC NO.
=====	=====	=====	=====	=====	=====	=====	=====	=====	=====	=====
** AUXILIARY FEEDWATER (AF)										
12-AF-2-043-152-3	M2-0206-2	D1.10	D-A	P	SIT	VT-2	Po	To	(1)	475
		-----		---	---		-----	-----		
		D1.10		I	SHT		TABLE 4	TABLE 5		
3-AF-2-045-152-3	M2-0206-2	D1.10	D-A	P	SIT	VT-2	Po	To	(1)	476
		-----		---	---		-----	-----		
		D1.10		I	SHT		TABLE 4	TABLE 5		
4-AF-2-049-2002-3	M2-0206-1	D1.10	D-A	P	SIT	VT-2	Po	To		477
		-----		---	---		-----	-----		
		D1.10		I	SHT		TABLE 4	TABLE 5		
4-AF-2-050-2002-3	M2-0206	D1.10	D-A	P	SIT	VT-2	Po	To		478
		-----		---	---		-----	-----		
		D1.10		I	SHT		TABLE 4	TABLE 5		
4-AF-2-051-2002-3	M2-0206	D1.10	D-A	P	SIT	VT-2	Po	To		479
		-----		---	---		-----	-----		
		D1.10		I	SHT		TABLE 4	TABLE 5		
4-AF-2-052-2003-2	M2-0206	C7.30	C-H	P	SIT	VT-2	Po	To		480
		-----		---	---		-----	-----		
		C7.40		I	SHT		TABLE 4	TABLE 5		
4-AF-2-053-2003-2	M2-0206	C7.30	C-H	P	SIT	VT-2	Po	To		481
		-----		---	---		-----	-----		
		C7.40		I	SHT		TABLE 4	TABLE 5		
4-AF-2-054-2003-2	M2-0206	C7.30	C-H	P	SIT	VT-2	Po	To		482
		-----		---	---		-----	-----		
		C7.40		I	SHT		TABLE 4	TABLE 5		
4-AF-2-055-2003-2	M2-0206	C7.30	C-H	P	SIT	VT-2	Po	To		483
		-----		---	---		-----	-----		
		C7.40		I	SHT		TABLE 4	TABLE 5		

UNIT 2 ASME SECTION XI INSERVICE PRESSURE  
TEST LINE LIST  
TABLE 9

Line/Component No.	Flow Diagram No.	ASME Item	Exam CAT	Test Freq.	Type Test	Exam Method	Test Pressure	Test Temp.	Notes/Comments	REC NO.
=====	=====	=====	=====	=====	=====	=====	=====	=====	=====	=====
** AUXILIARY FEEDWATER (AF)										
6-AF-2-058-152-3	M2-0206-1	D1.10	D-A	P	SIT	VT-2	Po	To		484
		-----		---	---		-----	-----		
		D1.10		I	SHT		TABLE 4	TABLE 5		
8-AF-2-059-152-3	M2-0206-1	D1.10	D-A	P	SIT	VT-2	Po	To		485
		-----		---	---		-----	-----		
		D1.10		I	SHT		TABLE 4	TABLE 5		
12-AF-2-060-151-3	M2-0206-2	D1.10	D-A	P	SIT	VT-2	Po	To	(1)	486
		-----		---	---		-----	-----		
		D1.10		I	SHT		TABLE 4	TABLE 5		
4-AF-2-061-2002-3	M2-0206	D1.10	D-A	P	SIT	VT-2	Po	To		487
		-----		---	---		-----	-----		
		D1.10		I	SHT		TABLE 4	TABLE 5		
4-AF-2-062-2002-3	M2-0206	D1.10	D-A	P	SIT	VT-2	Po	To		488
		-----		---	---		-----	-----		
		D1.10		I	SHT		TABLE 4	TABLE 5		
3-AF-2-063-152-3	M2-0206-2	D1.10	D-A	P	SIT	VT-2	Po	To	(1) EXEMPT DWNSTM 2AF-0004	489
		-----		---	---		-----	-----		
		D1.10		I	SHT		TABLE 4	TABLE 5		
2-AF-2-065-2002-3	M2-0206-1	D1.10	D-A	P	SIT	VT-2	Po	To		490
		-----		---	---		-----	-----		
		D1.10		I	SHT		TABLE 4	TABLE 5		
2-AF-2-066-2002-3	M2-0206-1	D1.10	D-A	P	SIT	VT-2	Po	To		491
		-----		---	---		-----	-----		
		D1.10		I	SHT		TABLE 4	TABLE 5		
3-AF-2-067-2002-3	M2-0206	D1.10	D-A	P	SIT	VT-2	Po	To		492
		-----		---	---		-----	-----		
		D1.10		I	SHT		TABLE 4	TABLE 5		



UNIT 2 ASME SECTION XI INSERVICE PRESSURE  
TEST LINE LIST  
TABLE 9

Line/Component No.	Flow Diagram No.	ASME Item	Exam CAT	Test Freq.	Type Test	Exam Method	Test Pressure	Test Temp.	Notes/Comments	REC NO.
=====	=====	=====	=====	=====	=====	=====	=====	=====	=====	=====
** AUXILIARY FEEDWATER (AF)										
3-AF-2-068-2002-3	M2-0206	D1.10	D-A	P	SIT	VT-2	Po	To		493
		-----		---	---		-----	-----		
		D1.10		I	SHT		TABLE 4	TABLE 5		
3-AF-2-069-2002-3	M2-0206	D1.10	D-A	P	SIT	VT-2	Po	To		494
		-----		---	---		-----	-----		
		D1.10		I	SHT		TABLE 4	TABLE 5		
3-AF-2-070-2002-3	M2-0206	D1.10	D-A	P	SIT	VT-2	Po	To		495
		-----		---	---		-----	-----		
		D1.10		I	SHT		TABLE 4	TABLE 5		
3-AF-2-071-2002-3	M2-0206	D1.10	D-A	P	SIT	VT-2	Po	To		496
		-----		---	---		-----	-----		
		D1.10		I	SHT		TABLE 4	TABLE 5		
3-AF-2-072-2002-3	M2-0206	D1.10	D-A	P	SIT	VT-2	Po	To		497
		-----		---	---		-----	-----		
		D1.10		I	SHT		TABLE 4	TABLE 5		
3-AF-2-073-2002-3	M2-0206	D1.10	D-A	P	SIT	VT-2	Po	To		498
		-----		---	---		-----	-----		
		D1.10		I	SHT		TABLE 4	TABLE 5		
3-AF-2-074-2002-3	M2-0206	D1.10	D-A	P	SIT	VT-2	Po	To		499
		-----		---	---		-----	-----		
		D1.10		I	SHT		TABLE 4	TABLE 5		
3-AF-2-075-2002-3	M2-0206	D1.10	D-A	P	SIT	VT-2	Po	To		500
		-----		---	---		-----	-----		
		D1.10		I	SHT		TABLE 4	TABLE 5		
3-AF-2-076-2002-3	M2-0206	D1.10	D-A	P	SIT	VT-2	Po	To		501
		-----		---	---		-----	-----		
		D1.10		I	SHT		TABLE 4	TABLE 5		

UNIT 2 ASME SECTION XI INSERVICE PRESSURE  
TEST LINE LIST  
TABLE 9

Line/Component No.	Flow Diagram No.	ASME Item	Exam CAT	Test Freq.	Type Test	Exam Method	Test Pressure	Test Temp.	Notes/Comments	REC NO.
=====	=====	=====	=====	=====	=====	=====	=====	=====	=====	=====
** AUXILIARY FEEDWATER (AF)										
3-AF-2-077-2002-3	X2-0206	D1.10	D-A	P	SIT	VT-2	Po	To		502
		-----		---	---		-----	-----		
		D1.10		I	SHT		TABLE 4	TABLE 5		
3-AF-2-078-2002-3	M2-0206	D1.10	D-A	P	SIT	VT-2	Po	To		503
		-----		---	---		-----	-----		
		D1.10		I	SHT		TABLE 4	TABLE 5		
3-AF-2-079-2002-3	M2-0206	D1.10	D-A	P	SIT	VT-2	Po	To		504
		-----		---	---		-----	-----		
		D1.10		I	SHT		TABLE 4	TABLE 5		
3-AF-2-080-2002-3	M2-0206	D1.10	D-A	P	SIT	VT-2	Po	To		505
		-----		---	---		-----	-----		
		D1.10		I	SHT		TABLE 4	TABLE 5		
3-AF-2-081-2002-3	M2-0206	D1.10	D-A	P	SIT	VT-2	Po	To		506
		-----		---	---		-----	-----		
		D1.10		I	SHT		TABLE 4	TABLE 5		
3-AF-2-082-2002-3	M2-0206	D1.10	D-A	P	SIT	VT-2	Po	To		507
		-----		---	---		-----	-----		
		D1.10		I	SHT		TABLE 4	TABLE 5		
10-AF-2-084-152-3	M2-0206-1	D1.10	D-A	P	SIT	VT-2	Po	To		508
		-----		---	---		-----	-----		
		D1.10		I	SHT		TABLE 4	TABLE 5		
6-AF-2-088-2002-3	M2-0206	D1.10	D-A	P	SIT	VT-2	Po	To		509
		-----		---	---		-----	-----		
		D1.10		I	SHT		TABLE 4	TABLE 5		
8-AF-2-089-151-3	M2-0206-2	D1.10	D-A	P	SIT	VT-2	Po	To	(1)	510
		-----		---	---		-----	-----		
		D1.10		I	SHT		TABLE 4	TABLE 5		

UNIT 2 ASME SECTION XI INSERVICE PRESSURE  
TEST LINE LIST  
TABLE 9

Line/Component No.	Flow Diagram No.	ASME Item	Exam CAT	Test Freq.	Type Test	Exam Method	Test Pressure	Test Temp.	Notes/Comments	REC NO.
=====	=====	=====	=====	=====	=====	=====	=====	=====	=====	=====
** AUXILIARY FEEDWATER (AF)										
10-AF-2-090-151-3	M2-0206-2	D1.10	D-A	P	SIT	VT-2	Po	To	(1)	511
		-----		---	---		-----	-----		
		D1.10		I	SHT		TABLE 4	TABLE 5		
10-AF-2-091-151-3	M2-0206-2	D1.10	D-A	P	SIT	VT-2	Po	To	(1)	512
		-----		---	---		-----	-----		
		D1.10		I	SHT		TABLE 4	TABLE 5		
3-AF-2-092-151-3	M2-0206-2	D1.10	D-A	P	SIT	VT-2	Po	To	(1)	513
		-----		---	---		-----	-----		
		D1.10		I	SHT		TABLE 4	TABLE 5		
3-AF-2-093-151-3	M2-0206-2	D1.10	D-A	P	SIT	VT-2	Po	To	(1)	514
		-----		---	---		-----	-----		
		D1.10		I	SHT		TABLE 4	TABLE 5		
3-AF-2-094-152-3	M2-0206-2	D1.10	D-A	P	SIT	VT-2	Po	To	(1)	515
		-----		---	---		-----	-----		
		D1.10		I	SHT		TABLE 4	TABLE 5		
4-AF-2-096-2002-3	M2-0206	D1.10	D-A	P	SIT	VT-2	Po	To		516
		-----		---	---		-----	-----		
		D1.10		I	SHT		TABLE 4	TABLE 5		
4-AF-2-097-2002-3	M2-0206	D1.10	D-A	P	SIT	VT-2	Po	To		517
		-----		---	---		-----	-----		
		D1.10		I	SHT		TABLE 4	TABLE 5		
4-AF-2-098-2002-3	M2-0206	D1.10	D-A	P	SIT	VT-2	Po	To		518
		-----		---	---		-----	-----		
		D1.10		I	SHT		TABLE 4	TABLE 5		
4-AF-2-099-2002-3	M2-0206	D1.10	D-A	P	SIT	VT-2	Po	To		519
		-----		---	---		-----	-----		
		D1.10		I	SHT		TABLE 4	TABLE 5		

UNIT 2 ASME SECTION XI INSERVICE PRESSURE  
TEST LINE LIST  
TABLE 9

Line/Component No.	Flow Diagram No.	ASME Item	Exam CAT	Test Freq.	Type Test	Exam Method	Test Pressure	Test Temp.	Notes/Comments	REC NO.
=====	=====	=====	=====	=====	=====	=====	=====	=====	=====	=====
** AUXILIARY FEEDWATER (AF)										
4-AF-2-100-2002-3	M2-0206	D1.10	D-A	P	SIT	VT-2	P <sub>0</sub>	T <sub>0</sub>		520
		-----		---	---		-----	-----		
		D1.10		I	SHT		TABLE 4	TABLE 5		
4-AF-2-101-2002-3	M2-0206	D1.10	D-A	P	SIT	VT-2	P <sub>0</sub>	T <sub>0</sub>		521
		-----		---	---		-----	-----		
		D1.10		I	SHT		TABLE 4	TABLE 5		
4-AF-2-102-2002-3	M2-0206	D1.10	D-A	P	SIT	VT-2	P <sub>0</sub>	T <sub>0</sub>		522
		-----		---	---		-----	-----		
		D1.10		I	SHT		TABLE 4	TABLE 5		
4-AF-2-103-2002-3	M2-0206	D1.10	D-A	P	SIT	VT-2	P <sub>0</sub>	T <sub>0</sub>		523
		-----		---	---		-----	-----		
		D1.10		I	SHT		TABLE 4	TABLE 5		
4-AF-2-104-2002-3	M2-0206	D1.10	D-A	P	SIT	VT-2	P <sub>0</sub>	T <sub>0</sub>		524
		-----		---	---		-----	-----		
		D1.10		I	SHT		TABLE 4	TABLE 5		
4-AF-2-105-2002-3	M2-0206	D1.10	D-A	P	SIT	VT-2	P <sub>0</sub>	T <sub>0</sub>		525
		-----		---	---		-----	-----		
		D1.10		I	SHT		TABLE 4	TABLE 5		
4-AF-2-106-2002-3	M2-0206	D1.10	D-A	P	SIT	VT-2	P <sub>0</sub>	T <sub>0</sub>		526
		-----		---	---		-----	-----		
		D1.10		I	SHT		TABLE 4	TABLE 5		
4-AF-2-107-2002-3	M2-0206	D1.10	D-A	P	SIT	VT-2	P <sub>0</sub>	T <sub>0</sub>		527
		-----		---	---		-----	-----		
		D1.10		I	SHT		TABLE 4	TABLE 5		
4-AF-2-108-2002-3	M2-0206	D1.10	D-A	P	SIT	VT-2	P <sub>0</sub>	T <sub>0</sub>		528
		-----		---	---		-----	-----		
		D1.10		I	SHT		TABLE 4	TABLE 5		

UNIT 2 ASME SECTION XI INSERVICE PRESSURE  
TEST LINE LIST  
TABLE 9

Line/Component No.	Flow Diagram No.	ASME Item	Exam CAT	Test Freq.	Type Test	Exam Method	Test Pressure	Test Temp.	Notes/Comments	REC NO.
=====	=====	====	====	=====	====	=====	=====	=====	=====	====
** AUXILIARY FEEDWATER (AF)										
4-AF-2-109-2002-3	M2-0206	D1.10	D-A	P	SIT	VT-2	Po	To		529
		-----		---	---		-----	-----		
		D1.10		I	SHT		TABLE 4	TABLE 5		
4-AF-2-110-2002-3	M2-0206	D1.10	D-A	P	SIT	VT-2	Po	To		530
		-----		---	---		-----	-----		
		D1.10		I	SHT		TABLE 4	TABLE 5		
4-AF-2-111-2002-3	M2-0206	D1.10	D-A	P	SIT	VT-2	Po	To		531
		-----		---	---		-----	-----		
		D1.10		I	SHT		TABLE 4	TABLE 5		
3-AF-2-901-2002-3	M2-0206-1	D1.10	D-A	P	SIT	VT-2	Po	To		1800
		-----		---	---		-----	-----		
		D1.10		I	SHT		TABLE 4	TABLE 5		
1/2-AF-2-902-2002-3	M2-0206-1	D1.10	D-A	P	SIT	VT-2	Po	To		533
		-----		---	---		-----	-----		
		D1.10		I	SHT		TABLE 4	TABLE 5		
1/2-AF-2-903-2002-3	M2-0206-1	D1.10	D-A	P	SIT	VT-2	Po	To		534
		-----		---	---		-----	-----		
		D1.10		I	SHT		TABLE 4	TABLE 5		
3/4-AF-2-904-2002-3	M2-0206-1	D1.10	D-A	P	SIT	VT-2	Po	To		535
		-----		---	---		-----	-----		
		D1.10		I	SHT		TABLE 4	TABLE 5		
1/2-AF-2-905-2002-3	M2-0206-1	D1.10	D-A	P	SIT	VT-2	Po	To		536
		-----		---	---		-----	-----		
		D1.10		I	SHT		TABLE 4	TABLE 5		
3/4-AF-2-906-2002-3	M2-0206-1	D1.10	D-A	P	SIT	VT-2	Po	To		537
		-----		---	---		-----	-----		
		D1.10		I	SHT		TABLE 4	TABLE 5		



UNIT 2 ASME SECTION XI INSERVICE PRESSURE  
TEST LINE LIST  
TABLE 9

Line/Component No.	Flow Diagram No.	ASME Item	Exam CAT	Test Freq.	Type Test	Exam Method	Test Pressure	Test Temp.	Notes/Comments	REC NO.
=====	=====	=====	=====	=====	=====	=====	=====	=====	=====	=====
** AUXILIARY FEEDWATER (AF)										
3/4-AF-2-907-2002-3	M2-0206	D1.10	D-A	P	SIT	VT-2	Po	To		538
		-----		---	---		-----	-----		
		D1.10		I	SHT		TABLE 4	TABLE 5		
3/4-AF-2-908-2002-3	M2-0206	D1.10	D-A	P	SIT	VT-2	Po	To		539
		-----		---	---		-----	-----		
		D1.10		I	SHT		TABLE 4	TABLE 5		
3/4-AF-2-909-2002-3	M2-0206	D1.10	D-A	P	SIT	VT-2	Po	To		540
		-----		---	---		-----	-----		
		D1.10		I	SHT		TABLE 4	TABLE 5		
3/4-AF-2-910-2002-3	M2-0206	D1.10	D-A	P	SIT	VT-2	Po	To		541
		-----		---	---		-----	-----		
		D1.10		I	SHT		TABLE 4	TABLE 5		
3/4-AF-2-911-2002-3	M2-0206-1	D1.10	D-A	P	SIT	VT-2	Po	To		1767
		-----		---	---		-----	-----		
		D1.10		I	SHT		TABLE 4	TABLE 5		
3/4-AF-2-916-152-3	M2-0206-1	D1.10	D-A	P	SIT	VT-2	Po	To		1768
		-----		---	---		-----	-----		
		D1.10		I	SHT		TABLE 4	TABLE 5		
CP2-AFAPMD-01 PUMP	M2-0206-1	D1.10	D-A	P	SIT	VT-2	Po	To		544
		-----		---	---		-----	-----		
		D1.10		I	SHT		TABLE 4	TABLE 5		
CP2-AFAPMD-02 PUMP	M2-0206-1	D1.10	D-A	P	SIT	VT-2	Po	To		545
		-----		---	---		-----	-----		
		D1.10		I	SHT		TABLE 4	TABLE 5		
CP2-AFAPTD-01 PUMP	M2-0206-1	D1.10	D-A	P	SIT	VT-2	Po	To		546
		-----		---	---		-----	-----		
		D1.10		I	SHT		TABLE 4	TABLE 5		

UNIT 2 ASME SECTION XI INSERVICE PRESSURE  
TEST LINE LIST  
TABLE 9

Line/Component No.	Flow Diagram No.	ASME Item	Exam CAT	Test Freq.	Type Test	Exam Method	Test Pressure	Test Temp.	Notes/Comments	REC NO.
=====	=====	----	----	-----	----	-----	-----	-----	=====	---
** AUXILIARY FEEDWATER (AF) CP2-AFATCS-01 TANK	M2-0206-2	D1.10	D-A	P	SIT	VT-2	Po	To	(1)	547
		-----		---	---		-----	-----		
		D1.10		1	SHT		TABLE 4	TABLE 5		

UNIT 2 ASME SECTION XI INSERVICE PRESSURE  
TEST LINE LIST  
TABLE 9

Line/Component No.	Flow Diagram No.	ASME Item	Exam CAT	Test Freq.	Type Test	Exam Method	Test Pressure	Test Temp.	Notes/Comments	REC NO.
=====	=====	=====	=====	=====	=====	=====	=====	=====	=====	=====
** CHEMICAL & VOLUME CONTROL (CS)										
3-CS-2-001-2501R-2	M2-0253	C7.30	C-H	P	SIT	VT-2	Po	To		916
		-----		---	---		-----	-----		
		C7.40		I	SHT		TABLE 4	TABLE 5		
3-CS-2-002-2501R-2	M2-0253	C7.30	C-H	P	SIT	VT-2	Po	To		917
		-----		---	---		-----	-----		
		C7.40		I	SHT		TABLE 4	TABLE 5		
2-CS-2-003-2501R-2	M2-0253	C7.30	C-H	P	SIT	VT-2	Po	To		918
		-----		---	---		-----	-----		
		C7.40		I	SHT		TABLE 4	TABLE 5		
2-CS-2-004-2501R-2	M2-0253	C7.30	C-H	P	SIT	VT-2	Po	To		919
		-----		---	---		-----	-----		
		C7.40		I	SHT		TABLE 4	TABLE 5		
2-CS-2-005-2501R-2	M2-0253	C7.30	C-H	P	SIT	VT-2	Po	To		920
		-----		---	---		-----	-----		
		C7.40		I	SHT		TABLE 4	TABLE 5		
2-CS-2-006-2501R-2	M2-0253	C7.30	C-H	P	SIT	VT-2	Po	To		921
		-----		---	---		-----	-----		
		C7.40		I	SHT		TABLE 4	TABLE 5		
2-CS-2-007-2501R-2	M2-0253	C7.30	C-H	P	SIT	VT-2	Po	To		922
		-----		---	---		-----	-----		
		C7.40		I	SHT		TABLE 4	TABLE 5		
2-CS-2-008-2501R-2	M2-0253	C7.30	C-H	P	SIT	VT-2	Po	To		923
		-----		---	---		-----	-----		
		C7.40		I	SHT		TABLE 4	TABLE 5		
2-CS-2-009-601R-2	M2-0253	C7.30	C-H	P	SIT	VT-2	Po	To		924
		-----		---	---		-----	-----		
		C7.40		I	SHT		TABLE 4	TABLE 5		

UNIT 2 ASME SECTION XI INSERVICE PRESSURE  
TEST LINE LIST  
TABLE 9

Line/Component No.	Flow Diagram No.	ASME Item	Exam CAT	Test Freq.	Type Test	Exam Method	Test Pressure	Test Temp.	Notes/Comments	REC NO.
=====	=====	====	====	=====	====	=====	=====	=====	=====	====
** CHEMICAL & VOLUME CONTROL (CS)										
2-CS-2-010-601R-2	M2-0253	C7.30	C-H	P	SIT	VT-2	Po	To		925
		-----		---	---		-----	-----		
		C7.40		I	SHT		TABLE 4	TABLE 5		
2-CS-2-011-601R-2	M2-0253	C7.30	C-H	P	SIT	VT-2	Po	To		926
		-----		---	---		-----	-----		
		C7.40		I	SHT		TABLE 4	TABLE 5		
3-CS-2-012-601R-2	M2-0253 M2-0253-A	C7.30	C-H	P	SIT	VT-2	Po	To		927
		-----		---	---		-----	-----		
		C7.40		I	SHT		TABLE 4	TABLE 5		
3-CS-2-013-601R-2	M2-0253-A M2-0255-A	C7.30	C-H	P	SIT	VT-2	Po	To		928
		-----		---	---		-----	-----		
		C7.40		I	SHT		TABLE 4	TABLE 5		
3-CS-2-014-601R-2	M2-0253-A M2-0256-A	C7.30	C-H	P	SIT	VT-2	Po	To		929
		-----		---	---		-----	-----		
		C7.40		I	SHT		TABLE 4	TABLE 5		
3-CS-2-015-601R-2	M2-0253-A	C7.30	C-H	P	SIT	VT-2	Po	To		930
		-----		---	---		-----	-----		
		C7.40		I	SHT		TABLE 4	TABLE 5		
2-CS-2-016-301R-2	M2-0253-A	C7.30	C-H	P	SIT	VT-2	Po	To		931
		-----		---	---		-----	-----		
		C7.40		I	SHT		TABLE 4	TABLE 5		
2-CS-2-017-601R-2	M2-0253-A	C7.30	C-H	P	SIT	VT-2	Po	To		932
		-----		---	---		-----	-----		
		C7.40		I	SHT		TABLE 4	TABLE 5		
3-CS-2-018-301R-2	M2-0253-A	C7.30	C-H	P	SIT	VT-2	Po	To		933
		-----		---	---		-----	-----		
		C7.40		I	SHT		TABLE 4	TABLE 5		

UNIT 2 ASME SECTION XI INSERVICE PRESSURE  
TEST LINE LIST  
TABLE 9

Line/Component No.	Flow Diagram No.	ASME Item	Exam CAT	Test Freq.	Type Test	Exam Method	Test Pressure	Test Temp.	Notes/Comments	REC NO.
=====	=====	====	====	=====	====	=====	=====	=====	=====	====
** CHEMICAL & VOLUME CONTROL (CS)										
3-CS-2-030-301R-2	M2-0253-A	C7.30	C-H	P	SIT	VT-2	Po	To		941
		-----		---	---		-----	-----		
		C7.40		I	SHT		TABLE 4	TABLE 5		
3-CS-2-049-301R-2	M2-0253-A	C7.30	C-H	P	SIT	VT-2	Po	To		955
		-----		---	---		-----	-----		
		C7.40		I	SHT		TABLE 4	TABLE 5		
3-CS-2-050-301R-2	M2-0253-A	C7.30	C-H	P	SIT	VT-2	Po	To		956
		-----		---	---		-----	-----		
		C7.40		I	SHT		TABLE 4	TABLE 5		
3-CS-2-051-301R-2	M2-0253-A	C7.30	C-H	P	SIT	VT-2	Po	To		957
		-----		---	---		-----	-----		
		C7.40		I	SHT		TABLE 4	TABLE 5		
3-CS-2-052-301R-2	M2-0253-A M2-0254	C7.30	C-H	P	SIT	VT-2	Po	To		958
		-----		---	---		-----	-----		
		C7.40		I	SHT		TABLE 4	TABLE 5		
2-CS-2-054-301R-2	M2-0254 M2-0255-2	C7.30	C-H	P	SIT	VT-2	Po	To		959
		-----		---	---		-----	-----		
		C7.40		I	SHT		TABLE 4	TABLE 5		
4-CS-2-055-151R-2	M2-0254	C7.30	C-H	P	SIT	VT-2	Po	To		960
		-----		---	---		-----	-----		
		C7.40		I	SHT		TABLE 4	TABLE 5		
4-CS-2-058-151R-2	M2-0254	C7.30	C-H	P	SIT	VT-2	Po	To		961
		-----		---	---		-----	-----		
		C7.40		I	SHT		TABLE 4	TABLE 5		
3-CS-2-060-151R-2	M2-0254	C7.30	C-H	P	SIT	VT-2	Po	To		962
		-----		---	---		-----	-----		
		C7.40		I	SHT		TABLE 4	TABLE 5		

| Δ

UNIT 2 ASME SECTION XI INSERVICE PRESSURE  
TEST LINE LIST  
TABLE 9

Line/Component No.	Flow Diagram No.	ASME Item	Exam CAT	Test Freq.	Type Test	Exam Method	Test Pressure	Test Temp.	Notes/Comments	REC NO.
=====	=====	=====	=====	=====	=====	=====	=====	=====	=====	=====
** CHEMICAL & VOLUME CONTROL (CS)										
1-CS-2-061-151R-2	M2-0254	C7.30	C-H	P	SIT	VT-2	Po	To		963
	M2-0255-2	-----		---	---		-----	-----		
		C7.40		I	SHT		TABLE 4	TABLE 5		
8-CS-2-063-151R-2	M2-0254	C7.30	C-H	P	SIT	VT-2	Po	To		964
		-----		---	---		-----	-----		
		C7.40		I	SHT		TABLE 4	TABLE 5		
2-CS-2-064-151R-2	M2-0254	C7.30	C-H	P	SIT	VT-2	Po	To		965
	M1-0255-2	-----		---	---		-----	-----		
		C7.40		I	SHT		TABLE 4	TABLE 5		
2-CS-2-065-151R-2	M2-0255-2	C7.30	C-H	P	SIT	VT-2	Po	To		966
		-----		---	---		-----	-----		
		C7.40		I	SHT		TABLE 4	TABLE 5		
3-CS-2-066-151R-3	M2-0255-2	D1.10	D-A	P	SIT	VT-2	Po	To		967
		-----		---	---		-----	-----		
		D1.10		I	SHT		TABLE 4	TABLE 5		
2-CS-2-067-151R-3	M2-0255-2	D1.10	D-A	P	SIT	VT-2	Po	To		968
		-----		---	---		-----	-----		
		D1.10		I	SHT		TABLE 4	TABLE 5		
2-CS-2-069-151R-3	M2-0255-2	D1.10	D-A	P	SFT	VT-2	Po	To		969
		-----		---	---		-----	-----		
		D1.10		I	SIT		TABLE 4	TABLE 5		
2-CS-2-070-151R-3	M2-0255-2	D1.10	D-A	P	SIT	VT-2	Po	To		970
		-----		---	---		-----	-----		
		D1.10		I	SHT		TABLE 4	TABLE 5		
3/4-CS-2-071-151R-3	M2-0255-2	D1.10	D-A	P	SIT	VT-2	Po	To		971
		-----		---	---		-----	-----		
		D1.10		I	SHT		TABLE 4	TABLE 5		

UNIT 2 ASME SECTION XI INSERVICE PRESSURE  
TEST LINE LIST  
TABLE 9

Line/Component No.	Flow Diagram No.	ASME Item	Exam CAT	Test Freq.	Type Test	Exam Method	Test Pressure	Test Temp.	Notes/Comments	REC NO.
-----	-----	----	----	-----	----	-----	-----	-----	-----	----
** CHEMICAL & VOLUME CONTROL (CS)										
3-CS-2-074-2501R-2	M2-0255	C7.30	C-H	P	SIT	VT-2	Po	To		972
		-----		---	---		-----	-----		
		C7.40		I	SHT		TABLE 4	TABLE 5		
3-CS-2-075-2501R-2	M2-0254	C7.30	C-H	P	SIT	VT-2	Po	To		973
		-----		---	---		-----	-----		
		C7.40		I	SHT		TABLE 4	TABLE 5		
4-CS-2-076-2501R-2	M2-0254	C7.30	C-H	P	SIT	VT-2	Po	To		974
		-----		---	---		-----	-----		
		C7.40		I	SHT		TABLE 4	TABLE 5		
3-CS-2-077-2501R-2	M2-0253	C7.30	C-H	P	SIT	VT-2	Po	To		975
	M2-0255	-----		---	---		-----	-----		
		C7.40		I	SHT		TABLE 4	TABLE 5		
3-CS-2-078-2501R-2	M2-0255	C7.30	C-H	P	SIT	VT-2	Po	To		976
		-----		---	---		-----	-----		
		C7.40		I	SHT		TABLE 4	TABLE 5		
3-CS-2-079-2501R-2	M2-0255	C7.30	C-H	P	SIT	VT-2	Po	To		977
		-----		---	---		-----	-----		
		C7.40		I	SHT		TABLE 4	TABLE 5		
3-CS-2-080-2501R-1	M2-0253	B15.50	B-P	R	SLT	VT-2	Po	To		978
		-----		---	---		-----	-----		
		B15.51		I	SHT		TABLE 4	TABLE 5		
3-CS-2-081-2501R-1	M2-0253	B15.50	B-P	R	SLT	VT-2	Po	To		979
		-----		---	---		-----	-----		
		B15.51		I	SHT		TABLE 4	TABLE 5		
3/4-CS-2-082-2501R-2	M2-0255	C7.30	C-H	P	SIT	VT-2	Po	To		980
		-----		---	---		-----	-----		
		C7.40		I	SHT		TABLE 4	TABLE 5		

UNIT 2 ASME SECTION XI INSERVICE PRESSURE  
TEST LINE LIST  
TABLE 9

Line/Component No.	Flow Diagram No.	ASME Item	Exam CAT	Test Freq.	Type Test	Exam Method	Test Pressure	Test Temp.	Notes/Comments	REC NO.
=====	=====	=====	=====	=====	=====	=====	=====	=====	=====	=====
** CHEMICAL & VOLUME CONTROL (CS)										
3-CS-2-083-2501R-2	M2-0254	C7.30	C-H	P	SIT	VT-2	Po	To		981
	M2-0255	-----		---	---		-----	-----		
		C7.40		I	SHT		TABLE 4	TABLE 5		
		-----		---	---		-----	-----		
3/4-CS-2-084-2501R-2	M2-0254	C7.30	C-H	P	SIT	VT-2	Po	To		982
		-----		---	---		-----	-----		
		C7.40		I	SHT		TABLE 4	TABLE 5		
		-----		---	---		-----	-----		
4-CS-2-085-2501R-2	M2-0254	C7.30	C-H	P	SIT	VT-2	Po	To		983
		-----		---	---		-----	-----		
		C7.40		I	SHT		TABLE 4	TABLE 5		
		-----		---	---		-----	-----		
2-CS-2-086-2501R-2	M2-0254	C7.30	C-H	P	SIT	VT-2	Po	To		984
		-----		---	---		-----	-----		
		C7.40		I	SHT		TABLE 4	TABLE 5		
		-----		---	---		-----	-----		
2-CS-2-087-2501R-2	M2-0255	C7.30	C-H	P	SIT	VT-2	Po	To		985
		-----		---	---		-----	-----		
		C7.40		I	SHT		TABLE 4	TABLE 5		
		-----		---	---		-----	-----		
2-CS-2-088-2501R-2	M2-0255	C7.30	C-H	P	SIT	VT-2	Po	To		986
		-----		---	---		-----	-----		
		C7.40		I	SHT		TABLE 4	TABLE 5		
		-----		---	---		-----	-----		
2-CS-2-089-2501R-2	M2-0255	C7.30	C-H	P	SIT	VT-2	Po	To		987
		-----		---	---		-----	-----		
		C7.40		I	SHT		TABLE 4	TABLE 5		
		-----		---	---		-----	-----		
2-CS-2-090-2501R-2	M2-0255	C7.30	C-H	P	SIT	VT-2	Po	To		988
		-----		---	---		-----	-----		
		C7.40		I	SHT		TABLE 4	TABLE 5		
		-----		---	---		-----	-----		
2-CS-2-092-2501R-2	M2-0255	C7.30	C-H	P	SIT	VT-2	Po	To		989
	M2-0255-1	-----		---	---		-----	-----		
		C7.40		I	SHT		TABLE 4	TABLE 5		



UNIT 2 ASME SECTION XI INSERVICE PRESSURE  
TEST LINE LIST  
TABLE 9

Line/Component No.	Flow Diagram No.	ASME Item	Exam CAT	Test Freq.	Type Test	Exam Method	Test Pressure	Test Temp.	Notes/Comments	REC NO.
-----	-----	----	----	-----	----	-----	-----	-----	-----	----
** CHEMICAL & VOLUME CONTROL (CS)										
2-CS-2-093-2501R-2	M2-0255-1	C7.30	C-H	P	SIT	VT-2	Po	To		990
		-----		---	---		-----	-----		
		C7.40		I	SHT		TABLE 4	TABLE 5		
2-CS-2-095-2501R-2	M2-0255 M2-0255-1	C7.30	C-H	P	SIT	VT-2	Po	To		991
		-----		---	---		-----	-----		
		C7.40		I	SHT		TABLE 4	TABLE 5		
2-CS-2-096-2501R-2	M2-0255	C7.30	C-H	P	SIT	VT-2	Po	To		992
		-----		---	---		-----	-----		
		C7.40		I	SHT		TABLE 4	TABLE 5		
2-CS-2-098-2501R-2	M2-0255 M2-0255-1	C7.30	C-H	P	SIT	VT-2	Po	To		993
		-----		---	---		-----	-----		
		C7.40		I	SHT		TABLE 4	TABLE 5		
2-CS-2-099-2501R-2	M2-0255	C7.30	C-H	P	SIT	VT-2	Po	To		994
		-----		---	---		-----	-----		
		C7.40		I	SHT		TABLE 4	TABLE 5		
2-CS-2-101-2501R-2	M2-0255 M2-0255-1	C7.30	C-H	P	SIT	VT-2	Po	To		995
		-----		---	---		-----	-----		
		C7.40		I	SHT		TABLE 4	TABLE 5		
2-CS-2-102-2501R-2	M2-0255-1	C7.30	C-H	P	SIT	VT-2	Po	To		996
		-----		---	---		-----	-----		
		C7.40		I	SHT		TABLE 4	TABLE 5		
2-CS-2-103-2501R-1	M2-0255-1	B15.50	B-P	R	SLT	VT-2	Po	To		997
		-----		---	---		-----	-----		
		B15.51		I	SHT		TABLE 4	TABLE 5		
2-CS-2-104-2501R-2	M2-0255-1	C7.30	C-H	P	SIT	VT-2	Po	To		998
		-----		---	---		-----	-----		
		C7.40		I	SHT		TABLE 4	TABLE 5		

UNIT 2 ASME SECTION XI INSERVICE PRESSURE  
TEST LINE LIST  
TABLE 9

Line/Component No.	Flow Diagram No.	ASME Item	Exam CAT	Test Freq.	Type Test	Exam Method	Test Pressure	Test Temp.	Notes/Comments	REC NO.
=====	=====	=====	=====	=====	=====	=====	=====	=====	=====	=====
** CHEMICAL & VOLUME CONTROL (CS)										
2-CS-2-105-2501R-1	M2-0255-1	B15.50	B-P	R	SLT	VT-2	Po	To		999
		-----		---	---		-----	-----		
		B15.51		I	SHT		TABLE 4	TABLE 5		
2-CS-2-106-2501R-2	M2-0255-1	C7.30	C-H	P	SIT	VT-2	Po	To		1000
		-----		---	---		-----	-----		
		C7.40		I	SHT		TABLE 4	TABLE 5		
2-CS-2-107-2501R-1	M2-0255-1	B15.50	B-P	R	SLT	VT-2	Po	To		1001
		-----		---	---		-----	-----		
		B15.51		I	SHT		TABLE 4	TABLE 5		
2-CS-2-108-2501R-2	M2-0255-1	C7.30	C-H	P	SIT	VT-2	Po	To		1002
		-----		---	---		-----	-----		
		C7.40		I	SHT		TABLE 4	TABLE 5		
2-CS-2-109-2501R-1	M2-0255-1	B15.50	B-P	R	SLT	VT-2	Po	To		1003
		-----		---	---		-----	-----		
		B15.51		I	SHT		TABLE 4	TABLE 5		
4-CS-2-110-2501R-2	M2-0254	C7.30	C-H	P	SIT	VT-2	Po	To		1004
		-----		---	---		-----	-----		
		C7.40		I	SHT		TABLE 4	TABLE 5		
2-CS-2-111-2501R-2	M2-0253	C7.30	C-H	P	SIT	VT-2	Po	To		1005
		-----		---	---		-----	-----		
		C7.40		I	SHT		TABLE 4	TABLE 5		
2-CS-2-112-2501R-1	M2-0255	B15.50	B-P	R	SLT	VT-2	Po	To		1006
		-----		---	---		-----	-----		
		B15.51		I	SHT		TABLE 4	TABLE 5		
3/4-CS-2-113-2501R-1	M2-0255-1	B15.50	B-P	R	SLT	VT-2	Po	To		1007
		-----		---	---		-----	-----		
		B15.51		I	SHT		TABLE 4	TABLE 5		

UNIT 2 ASME SECTION XI INSERVICE PRESSURE  
TEST LINE LIST  
TABLE 9

Line/Component No.	Flow Diagram No.	ASME Item	Exam CAT	Test Freq.	Type Test	Exam Method	Test Pressure	Test Temp.	Notes/Comments	REC NO.
=====	=====	====	====	=====	====	=====	=====	=====	=====	===
** CHEMICAL & VOLUME CONTROL (CS)										
3/4-CS-2-114-2501R-1	M2-0255-1	B15.50	B-P	R	SLT	VT-2	Po	To		1008
		-----		---	---		-----	-----		
		B15.51		I	SHT		TABLE 4	TABLE 5		
3/4-CS-2-115-2501R-1	M2-0255-1	B15.50	B-P	R	SLT	VT-2	Po	To		1009
		-----		---	---		-----	-----		
		B15.51		I	SHT		TABLE 4	TABLE 5		
3/4-CS-2-116-2501R-1	M2-0255-1	B15.50	B-P	R	SLT	VT-2	Po	To		1010
		-----		---	---		-----	-----		
		B15.51		I	SHT		TABLE 4	TABLE 5		
3/4-CS-2-117-2501R-2	M2-0255-1	C7.30	C-H	P	SIT	VT-2	Po	To		1011
		-----		---	---		-----	-----		
		C7.40		I	SHT		TABLE 4	TABLE 5		
2-CS-2-118-2501R-2	M2-0255-1	C7.30	C-H	P	SIT	VT-2	Po	To		1012
		-----		---	---		-----	-----		
		C7.40		I	SHT		TABLE 4	TABLE 5		
3/4-CS-2-119-2501R-2	M2-0255-1	C7.30	C-H	P	SIT	VT-2	Po	To		1013
		-----		---	---		-----	-----		
		C7.40		I	SHT		TABLE 4	TABLE 5		
3/4-CS-2-120-2501R-2	M2-0255-1	C7.30	C-H	P	SIT	VT-2	Po	To		1014
		-----		---	---		-----	-----		
		C7.40		I	SHT		TABLE 4	TABLE 5		
2-CS-2-121-2501R-2	M2-0255-1	C7.30	C-H	P	SIT	VT-2	Po	To		1015
		-----		---	---		-----	-----		
		C7.40		I	SHT		TABLE 4	TABLE 5		
3/4-CS-2-122-2501R-2	M2-0255-1	C7.30	C-H	P	SIT	VT-2	Po	To		1016
		-----		---	---		-----	-----		
		C7.40		I	SHT		TABLE 4	TABLE 5		

UNIT 2 ASME SECTION XI INSERVICE PRESSURE  
TEST LINE LIST  
TABLE 9

Line/Component No.	Flow Diagram No.	ASME Item	Exam CAT	Test Freq.	Type Test	Exam Method	Test Pressure	Test Temp.	Notes/Comments	REC NO.
=====	=====	----	----	-----	----	-----	-----	-----	=====	----
** CHEMICAL & VOLUME CONTROL (CS)										
3/4-CS-2-123-2501R-2	M2-0255-1	C7.30	C-H	P	SIT	VT-2	Po	To		1017
		----		---	---		-----	-----		
		C7.40		I	SHT		TABLE 4	TABLE 5		
2-CS-2-124-2501R-2	M2-0255	C7.30	C-H	P	SIT	VT-2	Po	To		1018
		----		---	---		-----	-----		
		C7.40		I	SHT		TABLE 4	TABLE 5		
3/4-CS-2-125-2501R-2	M2-0255-1	C7.30	C-H	P	SIT	VT-2	Po	To		1019
		----		---	---		-----	-----		
		C7.40		I	SHT		TABLE 4	TABLE 5		
3/4-CS-2-126-2501R-2	M2-0255-1	C7.30	C-H	P	SIT	VT-2	Po	To		1020
		----		---	---		-----	-----		
		C7.40		I	SHT		TABLE 4	TABLE 5		
2-CS-2-127-2501R-2	M2-0255-1	C7.30	C-H	P	SIT	VT-2	Po	To		1021
		----		---	---		-----	-----		
		C7.40		I	SHT		TABLE 4	TABLE 5		
3/4-CS-2-128-2501R-2	M2-0255-1	C7.30	C-H	P	SIT	VT-2	Po	To		1022
		----		---	---		-----	-----		
		C7.40		I	SHT		TABLE 4	TABLE 5		
3/4-CS-2-129-151R-2	M2-0255-1	C7.30	C-H	P	SIT	VT-2	Po	To		1023
		----		---	---		-----	-----		
		C7.40		I	SHT		TABLE 4	TABLE 5		
3/4-CS-2-130-2501R-2	M2-0255-1	C7.30	C-H	P	SIT	VT-2	Po	To		1024
		----		---	---		-----	-----		
		C7.40		I	SHT		TABLE 4	TABLE 5		
3/4-CS-2-131-2501R-2	M2-0255-1	C7.30	C-H	P	SIT	VT-2	Po	To		1025
		----		---	---		-----	-----		
		C7.40		I	SHT		TABLE 4	TABLE 5		

UNIT 2 ASME SECTION XI INSERVICE PRESSURE  
TEST LINE LIST  
TABLE 9

Line/Component No.	Flow Diagram No.	ASME Item	Exam CAT	Test Freq.	Type Test	Exam Method	Test Pressure	Test Temp.	Notes/Comments	REC NO.
=====	=====	====	====	=====	====	=====	=====	=====	=====	====
** CHEMICAL & VOLUME CONTROL (CS)										
3/4-CS-2-132-2501R-2	M2-0255-1	C7.30	C-H	P	SIT	VT-2	Po	To		1026
		-----		---	---		-----	-----		
		C7.40		I	SHT		TABLE 4	TABLE 5		
3/4-CS-2-133-2501R-2	M2-0255-1	C7.30	C-H	P	SIT	VT-2	Po	To		1027
		-----		---	---		-----	-----		
		C7.40		I	SHT		TABLE 4	TABLE 5		
3/4-CS-2-135-151R-2	M2-0255-1	C7.30	C-H	P	SIT	VT-2	Po	To		1028
		-----		---	---		-----	-----		
		C7.40		I	SHT		TABLE 4	TABLE 5		
2-CS-2-136-151R-2	M2-0255-1	C7.30	C-H	P	SIT	VT-2	Po	To		1029
		-----		---	---		-----	-----		
		C7.40		I	SHT		TABLE 4	TABLE 5		
3/4-CS-2-139-151R-2	M2-0255-1	C7.30	C-H	P	SIT	VT-2	Po	To		1030
		-----		---	---		-----	-----		
		C7.40		I	SHT		TABLE 4	TABLE 5		
2-CS-2-140-151R-2	M2-0255-1	C7.30	C-H	P	SIT	VT-2	Po	To		1031
		-----		---	---		-----	-----		
		C7.40		I	SHT		TABLE 4	TABLE 5		
3/4-CS-2-143-151R-2	M2-0255-1	C7.30	C-H	P	SIT	VT-2	Po	To		1032
		-----		---	---		-----	-----		
		C7.40		I	SHT		TABLE 4	TABLE 5		
2-CS-2-144-151R-2	M2-0253 M2-0255-1	C7.30	C-H	P	SIT	VT-2	Po	To		1033
		-----		---	---		-----	-----		
		C7.40		I	SHT		TABLE 4	TABLE 5		
2-CS-2-145-151R-2	M2-0255-1	C7.30	C-H	P	SIT	VT-2	Po	To		1034
		-----		---	---		-----	-----		
		C7.40		I	SHT		TABLE 4	TABLE 5		

UNIT 2 ASME SECTION XI INSERVICE PRESSURE  
TEST LINE LIST  
TABLE 9

Line/Component No.	Flow Diagram No.	ASME Item	Exam CAT	Test Freq.	Type Test	Exam Method	Test Pressure	Test Temp.	Notes/Comments	REC NO.
=====	=====	=====	=====	=====	=====	=====	=====	=====	=====	=====
** CHEMICAL & VOLUME CONTROL (CS)										
3/4-CS-2-147-151R-2	M2-0255-1	C7.30	C-H	P	SIT	VT-2	Po	To		1035
		-----		---	---		-----	-----		
		C7.40		I	SHT		TABLE 4	TABLE 5		
2-CS-2-148-151R-2	M2-0255-1	C7.30	C-H	P	SIT	VT-2	Po	To		1036
		-----		---	---		-----	-----		
		C7.40		I	SHT		TABLE 4	TABLE 5		
2-CS-2-151-151R-2	M2-0253	C7.30	C-H	P	SIT	VT-2	Po	To		1037
		-----		---	---		-----	-----		
		C7.40		I	SHT		TABLE 4	TABLE 5		
2-CS-2-154-151R-2	M2-0253	C7.30	C-H	P	SIT	VT-2	Po	To		1038
		-----		---	---		-----	-----		
		C7.40		I	SHT		TABLE 4	TABLE 5		
3-CS-2-155-151R-2	M2-0253	C7.30	C-H	P	SIT	VT-2	Po	To		1039
	M2-0254	-----		---	---		-----	-----		
		C7.40		I	SHT		TABLE 4	TABLE 5		
2-CS-2-156-151R-2	M2-0253	C7.30	C-H	P	SIT	VT-2	Po	To		1040
		-----		---	---		-----	-----		
		C7.40		I	SHT		TABLE 4	TABLE 5		
2-CS-2-157-151R-2	M2-0254	C7.30	C-H	P	SIT	VT-2	Po	To		1041
		-----		---	---		-----	-----		
		C7.40		I	SHT		TABLE 4	TABLE 5		
3-CS-2-158-151R-2	M2-0254	C7.30	C-H	P	SIT	VT-2	Po	To		1042
		-----		---	---		-----	-----		
		C7.40		I	SHT		TABLE 4	TABLE 5		
3-CS-2-159-151R-2	M2-0254	C7.30	C-H	P	SIT	VT-2	Po	To		1043
		-----		---	---		-----	-----		
		C7.40		I	SHT		TABLE 4	TABLE 5		

UNIT 2 ASME SECTION XI INSERVICE PRESSURE  
TEST LINE LIST  
TABLE 9

Line/Component No.	Flow Diagram No.	ASME Item	Exam CAT	Test Freq.	Type Test	Exam Method	Test Pressure	Test Temp.	Notes/Comments	REC NO.
=====	=====	----	----	-----	----	-----	-----	-----	=====	----
** CHEMICAL & VOLUME CONTROL (CS)										
3-CS-2-160-151R-2	M2-0254	C7.30	C-H	P	SIT	VT-2	Po	To		1044
		-----		---	---		-----	-----		
		C7.40		I	SHT		TABLE 4	TABLE 5		
1-CS-2-161-2501R-1	M2-0253	B15.50	B-P	R	SLT	VT-2	Po	To		1045
		-----		---	---		-----	-----		
		B15.51		I	SHT		TABLE 4	TABLE 5		
1-CS-2-162-2501R-2	M2-0253	C7.30	C-H	P	SIT	VT-2	Po	To		1046
		-----		---	---		-----	-----		
		C7.40		I	SHT		TABLE 4	TABLE 5		
2-CS-2-165-2501R-2	M2-0253	C7.30	C-H	P	SIT	VT-2	Po	To		1047
		-----		---	---		-----	-----		
		C7.40		I	SHT		TABLE 4	TABLE 5		
1-CS-2-166-151R-2	M2-0253	C7.30	C-H	P	SIT	VT-2	Po	To		1048
		-----		---	---		-----	-----		
		C7.40		I	SHT		TABLE 4	TABLE 5		
2-CS-2-167-151R-2	M2-0253 M2-0255-1	C7.30	C-H	P	SIT	VT-2	Po	To		1049
		-----		---	---		-----	-----		
		C7.40		I	SHT		TABLE 4	TABLE 5		
2-CS-2-192-151R-2	M2-0254	C7.30	C-H	P	SIT	VT-2	Po	To		1050
		-----		---	---		-----	-----		
		C7.40		I	SPT		TABLE 4	TABLE 5		
1-CS-2-193-151R-2	M2-0254	C7.30	C-H	P	SIT	VT-2	Po	To		1051
		-----		---	---		-----	-----		
		C7.40		I	SPT		TABLE 4	TABLE 5		
1-CS-2-194-151R-2	M2-0254	C7.30	C-H	P	SIT	VT-2	Po	To		1052
		-----		---	---		-----	-----		
		C7.40		I	SPT		TABLE 4	TABLE 5		

UNIT 2 ASME SECTION XI INSERVICE PRESSURE  
TEST LINE LIST  
TABLE 9

Line/Component No.	Flow Diagram No.	ASME Item	Exam CAT	Test Freq.	Type Test	Exam Method	Test Pressure	Test Temp.	Notes/Comments	REC NO.
-----	-----	----	----	-----	----	-----	-----	-----	-----	----
** CHEMICAL & VOLUME CONTROL (CS)										
3-CS-2-197-151R-2	M2-0254	C7.30	C-H	P	SIT	VT-2	Po	To		1053
		-----		---	---		-----	-----		
		C7.40		I	SPT		TABLE 4	TABLE 5		
1-CS-2-198-151R-2	M2-0254	C7.30	C-H	P	SIT	VT-2	Po	To		1054
		-----		---	---		-----	-----		
		C7.40		I	SPT		TABLE 4	TABLE 5		
3-CS-2-199-151R-2	M2-0254	C7.30	C-H	P	SIT	VT-2	Po	To		1055
		-----		---	---		-----	-----		
		C7.40		I	SHT		TABLE 4	TABLE 5		
1-CS-2-200-151R-2	M2-0254	C7.30	C-H	P	SIT	VY-2	Po	To		1056
		-----		---	---		-----	-----		
		C7.40		I	SHT		TABLE 4	TABLE 5		
1-CS-2-201-151R-2	M2-0254 M2-0256-A	C7.30	C-H	P	SIT	VT-2	Po	To		1057
		-----		---	---		-----	-----		
		C7.40		I	SHT		TABLE 4	TABLE 5		
3-CS-2-202-151R-2	M2-0253-A M2-0254	C7.30	C-H	P	SIT	VT-2	Po	To		1058
		-----		---	---		-----	-----		
		C7.40		I	SHT		TABLE 4	TABLE 5		
3-CS-2-203-151R-2	M2-0255	C7.30	C-H	P	SIT	VT-2	Po	To		1059
		-----		---	---		-----	-----		
		C7.40		I	SHT		TABLE 4	TABLE 5		
3-CS-2-208-151R-3	M1-0257	D1.10	D-A	P	SIT	VT-2	Po	To		1060
		-----		---	---		-----	-----		
		D1.10		I	SHT		TABLE 4	TABLE 5		
3-CS-2-211-151R-3	M1-0257	D1.10	D-A	P	SIT	VT-2	Po	To		1061
		-----		---	---		-----	-----		
		D1.10		I	SHT		TABLE 4	TABLE 5		



UNIT 2 ASME SECTION XI INSERVICE PRESSURE  
TEST LINE LIST  
TABLE 9

Line/Component No.	Flow Diagram No.	ASME Item	Exam CAT	Test Freq.	Type Test	Exam Method	Test Pressure	Test Temp.	Notes/Comments	REC NO.
=====	=====	=====	=====	=====	=====	=====	=====	=====	=====	=====
** CHEMICAL & VOLUME CONTROL (CS)										
3-CS-2-217-151R-2	M2-0254	C7.30	C-H	P	SIT	VT-2	Po	To		1062
		-----		---	---		-----	-----		
		C7.40		I	SHT		TABLE 4	TABLE 5		
2-CS-2-223-151R-3	M1-0257	D1.10	D-A	P	SIT	VT-2	Po	To		1063
		-----		---	---		-----	-----		
		D1.10		I	SHT		TABLE 4	TABLE 5		
2-CS-2-224-151R-3	M1-0257	D1.10	D-A	P	SIT	VT-2	Po	To		1064
		-----		---	---		-----	-----		
		D1.10		I	SHT		TABLE 4	TABLE 5		
3-CS-2-227-151R-3	M1-0257	D1.10	D-A	P	SIT	VT-2	Po	To		1065
		-----		---	---		-----	-----		
		D1.10		I	SHT		TABLE 4	TABLE 5		
3/4-CS-2-231-151R-3	M1-0257	D1.10	D-A	P	SIT	VT-2	Po	To		1066
		-----		---	---		-----	-----		
		D1.10		I	SHT		TABLE 4	TABLE 5		
3/4-CS-2-232-151R-3	M1-0257	D1.10	D-A	P	SIT	VT-2	Po	To		1067
		-----		---	---		-----	-----		
		D1.10		I	SHT		TABLE 4	TABLE 5		
2-CS-2-233-151R-3	M1-0257	D1.10	D-A	P	SIT	VT-2	Po	To		1068
		-----		---	---		-----	-----		
		D1.10		I	SHT		TABLE 4	TABLE 5		
3-CS-2-235-2501R-1	M2-0253	B15.50	B-P	R	SLT	VT-2	Po	To		1069
		-----		---	---		-----	-----		
		B15.51		I	SHT		TABLE 4	TABLE 5		
2-CS-2-236-151R-2	M2-0255-2 M2-0254	C7.30	C-H	P	SIT	VT-2	Po	To		1070
		-----		---	---		-----	-----		
		C7.40		I	SHT		TABLE 4	TABLE 5		

UNIT 2 ASME SECTION XI INSERVICE PRESSURE  
TEST LINE LIST  
TABLE 9

Line/Component No.	Flow Diagram No.	ASME Item	Exam CAT	Test Freq.	Type Test	Exam Method	Test Pressure	Test Temp.	Notes/Comments	REC NO.
=====	=====	=====	=====	=====	=====	=====	=====	=====	=====	=====
** CHEMICAL & VOLUME CONTROL (CS)										
3-CS-2-237-151R-3	M2-0255-2	D1.10	D-A	P	SIT	VT-2	Po	To		1071
		-----		---	---		-----	-----		
		D1.10		I	SHT		TABLE 4	TABLE 5		
3-CS-2-238-151R-3	M2-0255-2	D1.10	D-A	P	SIT	VT-2	Po	To		1072
		-----		---	---		-----	-----		
		D1.10		I	SHT		TABLE 4	TABLE 5		
6-CS-2-239-151R-2	M2-0254	C7.30	C-H	P	SIT	VT-2	Po	To		1073
		-----		---	---		-----	-----		
		C7.40		I	SHT		TABLE 4	TABLE 5		
6-CS-2-240-151R-2	M2-0254	C7.30	C-H	P	SIT	VT-2	Po	To		1074
		-----		---	---		-----	-----		
		C7.40		I	SHT		TABLE 4	TABLE 5		
4-CS-2-241-151R-2	M2-0254	C7.30	C-H	P	SIT	VT-2	Po	To		1075
		-----		---	---		-----	-----		
		C7.40		I	SHT		TABLE 4	TABLE 5		
3-CS-2-242-151R-2	M2-0254	C7.30	C-H	P	SIT	VT-2	Po	To		1076
		-----		---	---		-----	-----		
		C7.40		I	SHT		TABLE 4	TABLE 5		
1 1/2-CS-2-243-2501R-1	M2-0253	B15.50	B-P	R	SLT	VT-2	Po	To		1077
		-----		---	---		-----	-----		
		B15.51		I	SHT		TABLE 4	TABLE 5		
1 1/2-CS-2-244-2501R-1	M2-0253	B15.50	B-P	R	SLT	VT-2	Po	To		1078
		-----		---	---		-----	-----		
		B15.51		I	SHT		TABLE 4	TABLE 5		
1 1/2-CS-2-248-2501R-1	M2-0253	B15.50	B-P	R	SLT	VT-2	Po	To		1079
		-----		---	---		-----	-----		
		B15.51		I	SHT		TABLE 4	TABLE 5		

UNIT 2 ASME SECTION XI INSERVICE PRESSURE  
TEST LINE LIST  
TABLE 9

Line/Component No.	Flow Diagram No.	ASME Item	Exam CAT	Test Freq.	Type Test	Exam Method	Test Pressure	Test Temp.	Notes/Comments	REC NO.
=====	=====	=====	=====	=====	=====	=====	=====	=====	=====	=====
** CHEMICAL & VOLUME CONTROL (CS)										
1 1/2-CS-2-249-2501R-1	M2-0253	B15.50	B-P	R	SLT	VT-2	Po	To		1080
		-----		---	---		-----	-----		
		B15.51		I	SHT		TABLE 4	TABLE 5		
2-CS-2-334-601R-2	M2-0253-A	C7.30	C-H	P	SIT	VT-2	Po	To		1134
		-----		---	---		-----	-----		
		C7.40		I	SHT		TABLE 4	TABLE 5		
2-CS-2-335-301R-2	M2-0253-A	C7.30	C-H	P	SIT	VT-2	Po	To		1135
		-----		---	---		-----	-----		
		C7.40		I	SHT		TABLE 4	TABLE 5		
2-CS-2-337-151R-2	M2-0254	C7.30	C-H	P	SIT	VT-2	Po	To		1137
		-----		---	---		-----	-----		
		C7.40		I	SHT		TABLE 4	TABLE 5		
2-CS-2-338-2501R-2	M2-0254	C7.30	C-H	P	SIT	VT-2	Po	To		1138
		-----		---	---		-----	-----		
		C7.40		I	SHT		TABLE 4	TABLE 5		
2-CS-2-342-601R-2	M2-0253-A	C7.30	C-H	P	SIT	VT-2	Po	To		1139
		-----		---	---		-----	-----		
		C7.40		I	SHT		TABLE 4	TABLE 5		
2-CS-2-343-2501R-2	M2-0254	C7.30	C-H	P	SIT	VT-2	Po	To		1140
		-----		---	---		-----	-----		
		C7.40		I	SHT		TABLE 4	TABLE 5		
4-CS-2-344-2501R-2	M2-0254	C7.30	C-H	P	SIT	VT-2	Po	To		1141
		-----		---	---		-----	-----		
		C7.40		I	SHT		TABLE 4	TABLE 5		
2-CS-2-345-2501R-2	M2-0254	C7.30	C-H	P	SIT	VT-2	Po	To		1142
		-----		---	---		-----	-----		
		C7.40		I	SHT		TABLE 4	TABLE 5		

| Δ

VA

UNIT 2 ASME SECTION XI INSERVICE PRESSURE  
TEST LINE LIST  
TABLE 9

Line/Component No. =====	Flow Diagram No. =====	ASME Item ----	Exam CAT ----	Test Freq. -----	Type Test ----	Exam Method -----	Test Pressure -----	Test Temp. -----	Notes/Comments =====	REC NO. ----
** CHEMICAL & VOLUME CONTROL (CS)										
4-CS-2-346-2501R-2	M2-0254	C7.30	C-H	P	SIT	VT-2	Po	To		1143
		-----		---	---		-----	-----		
		C7.40		I	SHT		TABLE 4	TABLE 5		
2-CS-2-348-601R-2	M2-0254	C7.30	C-H	P	SIT	VT-2	Po	To		1144
		-----		---	---		-----	-----		
		C7.40		I	SHT		TABLE 4	TABLE 5		
2-CS-2-349-2501R-2	M2-0255	C7.30	C-H	P	SIT	VT-2	Po	To		1145
		-----		---	---		-----	-----		
		C7.40		I	SHT		TABLE 4	TABLE 5		
2-CS-2-350-151R-3	M2-0255-2	D1.10	D-A	P	SIT	VT-2	Po	To		1146
		-----		---	---		-----	-----		
		D1.10		I	SHT		TABLE 4	TABLE 5		
2-CS-2-353-151R-2	M2-0254	C7.30	C-H	P	SIT	VT-2	Po	To		1147
		-----		---	---		-----	-----		
		C7.40		I	SHT		TABLE 4	TABLE 5		
3-CS-2-354-601R-2	M2-0253-A	C7.30	C-H	P	SIT	VT-2	Po	To		1148
		-----		---	---		-----	-----		
		C7.40		I	SHT		TABLE 4	TABLE 5		
3/4-CS-2-356-151R-2	M2-0254	C7.30	C-H	P	SIT	VT-2	Po	To		1149
		-----		---	---		-----	-----		
		C7.40		I	SHT		TABLE 4	TABLE 5		
6-CS-2-357-151R-2	M2-0254	C7.30	C-H	P	SIT	VT-2	Po	To		1150
		-----		---	---		-----	-----		
		C7.40		I	SHT		TABLE 4	TABLE 5		
2-CS-2-360-151R-3	M1-0257	D1.10	D-A	P	SIT	VT-2	Po	To		1152
		-----		---	---		-----	-----		
		D1.10		I	SHT		TABLE 4	TABLE 5		

|△

UNIT 2 ASME SECTION XI INSERVICE PRESSURE  
TEST LINE LIST  
TABLE 9

Line/Component No.	Flow Diagram No.	ASME Item	Exam CAT	Test Freq.	Type Test	Exam Method	Test Pressure	Test Temp.	Notes/Comments	REC NO.
=====	=====	=====	=====	=====	=====	=====	=====	=====	=====	=====
** CHEMICAL & VOLUME CONTROL (CS)										
2-CS-2-428-151R-2	M2-0255-1	C7.30	C-H	P	SIT	VT-2	Po	To		1153
		-----		---	---		-----	-----		
		C7.40		I	SHT		TABLE 4	TABLE 5		
3/4-CS-2-429-151R-2	M2-0255-1	C7.30	C-H	P	SIT	VT-2	Po	To		1154
		-----		---	---		-----	-----		
		C7.40		I	SHT		TABLE 4	TABLE 5		
1-CS-2-430-151R-2	M2-0255-1	C7.30	C-H	P	SIT	VT-2	Po	To		1812
		-----		---	---		-----	-----		
		C7.40		I	SHT		TABLE 4	TABLE 5		
3/4-CS-2-451-151R-2	M2-0254	C7.30	C-H	P	SIT	VT-2	Po	To		1155
		-----		---	---		-----	-----		
		C7.40		I	SHT		TABLE 4	TABLE 5		
3-CS-2-454-151R-2	M2-0254	C7.30	C-H	P	SIT	VT-2	Po	To		1811
		-----		---	---		-----	-----		
		C7.40		I	SPT		TABLE 4	TABLE 5		
2-CS-2-456-151P-2	M2-0254	C7.30	C-H	P	SIT	VT-2	Po	To		1156
		-----		---	---		-----	-----		
		C7.40		I	SPT		TABLE 4	TABLE 5		
3/4-CS-2-457-151R-2	M2-0254	C7.30	C-H	P	SIT	VT-2	Po	To		1157
		-----		---	---		-----	-----		
		C7.40		I	SPT		TABLE 4	TABLE 5		
2-CS-2-482-2501R-2	M2-0254 M2-0255	C7.30	C-H	P	SIT	VT-2	Po	To		1158
		-----		---	---		-----	-----		
		C7.40		I	SHT		TABLE 4	TABLE 5		
2-CS-2-483-2501R-2	M2-0254	C7.30	C-H	P	SIT	VT-2	Po	To		1159
		-----		---	---		-----	-----		
		C7.40		I	SHT		TABLE 4	TABLE 5		

UNIT 2 ASME SECTION XI INSERVICE PRESSURE  
TEST LINE LIST  
TABLE 9

Line/Component No.	Flow Diagram No.	ASME Item	Exam CAT	Test Freq.	Type Test	Exam Method	Test Pressure	Test Temp.	Notes/Comments	REC NO.
** CHEMICAL & VOLUME CONTROL (CS)										
2-CS-2-546-601R-2	M2-0253	C7.30	C-H	P	SIT	VT-2	Po	To		1161
		-----		---	---		-----	-----		
		C7.40		I	SHT		TABLE 4	TABLE 5		
3-CS-2-547-2501R-2	M2-0253	C7.30	C-H	P	SIT	VT-2	Po	To		1162
	M2-0255	-----		---	---		-----	-----		
		C7.40		I	SHT		TABLE 4	TABLE 5		
4-CS-2-549-601R-2	M2-0256-A	C7.30	C-H	P	SIT	VT-2	Po	To		1163
		-----		---	---		-----	-----		
		C7.40		I	SHT		TABLE 4	TABLE 5		
4-CS-2-550-601R-2	M2-0256-A	C7.30	C-H	P	SIT	VT-2	Po	To		1164
		-----		---	---		-----	-----		
		C7.40		I	SHT		TABLE 4	TABLE 5		
1 1/2-CS-2-554-2501R-2	M2-0255-1	C7.30	C-H	P	SIT	VT-2	Po	To		1165
		-----		---	---		-----	-----		
		C7.40		I	SHT		TABLE 4	TABLE 5		
1 1/2-CS-2-555-2501R-2	M2-0255-1	C7.30	C-H	P	SIT	VT-2	Po	To		1166
		-----		---	---		-----	-----		
		C7.40		I	SHT		TABLE 4	TABLE 5		
1 1/2-CS-2-556-2501R-2	M2-0255-1	C7.30	C-H	P	SIT	VT-2	Po	To		1167
		-----		---	---		-----	-----		
		C7.40		I	SHT		TABLE 4	TABLE 5		
1 1/2-CS-2-557-2501R-2	M2-0255-1	C7.30	C-H	P	SIT	VT-2	Po	To		1168
		-----		---	---		-----	-----		
		C7.40		I	SHT		TABLE 4	TABLE 5		
3-CS-2-564-151R-3	M1-0257	D1.10	D-A	P	SIT	VT-2	Po	To		1169
		-----		---	---		-----	-----		
		D1.10		I	SHT		TABLE 4	TABLE 5		

UNIT 2 ASME SECTION XI INSERVICE PRESSURE  
TEST LINE LIST  
TABLE 9

Line/Component No.	Flow Diagram No.	ASME Item	Exam CAT	Test Freq.	Type Test	Exam Method	Test Pressure	Test Temp.	Notes/Comments	REC NO.
=====	=====	====	====	=====	====	=====	=====	=====	=====	====
** CHEMICAL & VOLUME CONTROL (CS)										
2-CS-2-565-151R-3	M2-0255-2	D1.10	D-A	P	SIT	VT-2	Po	To		1170
		-----		---	---		-----	-----		
		D1.10		I	SHT		TABLE 4	TABLE 5		
2-CS-2-566-151R-3	M2-0255-2	D1.10	D-A	P	SIT	VT-2	Po	To		1171
		-----		---	---		-----	-----		
		D1.10		I	SHT		TABLE 4	TABLE 5		
8-CS-2-567-151R-2	M2-0254	C7.30	C-H	P	SIT	VT-2	Po	To		1172
		-----		---	---		-----	-----		
		C7.40		I	SHT		TABLE 4	TABLE 5		
2-CS-2-579-2501R-2	M2-0253	C7.30	C-H	P	SIT	VT-2	Po	To		1176
		-----		---	---		-----	-----		
		C7.40		I	SHT		TABLE 4	TABLE 5		
1-CS-2-580-2501R-2	M2-0253	C7.30	C-H	P	SIT	VT-2	Po	To		1177
		-----		---	---		-----	-----		
		C7.40		I	SHT		TABLE 4	TABLE 5		
2-CS-2-586-151R-2	M2-0255-2	C7.30	C-H	P	SIT	VT-2	Po	To		1179
		-----		---	---		-----	-----		
		C7.40		I	SHT		TABLE 4	TABLE 5		
2-CS-2-587-151R-3	M2-0255-2	D2.10	D-B	P	SFT	VT-2	Po	To		1180
		-----		---	---		-----	-----		
		D2.10		I	SHT		TABLE 4	TABLE 5		
3/4-CS-2-589-151R-2	M2-0255-1	C7.30	C-H	P	SIT	VT-2	Po	To		1181
		-----		---	---		-----	-----		
		C7.40		I	SHT		TABLE 4	TABLE 5		
3/4-CS-2-590-151R-2	M2-0255-1	C7.30	C-H	P	SIT	VT-2	Po	To		1182
		-----		---	---		-----	-----		
		C7.40		I	SHT		TABLE 4	TABLE 5		

|△

|△

UNIT 2 ASME SECTION XI INSERVICE PRESSURE  
TEST LINE LIST  
TABLE 9

Line/Component No.	Flow Diagram No.	ASME Item	Exam CAT	Test Freq.	Type Test	Exam Method	Test Pressure	Test Temp.	Notes/Comments	REC NO.
=====	=====	=====	=====	=====	=====	=====	=====	=====	=====	=====
** CHEMICAL & VOLUME CONTROL (CS)										
3/4-CS-2-591-151R-2	M2-0255-1	C7.30	C-H	P	SIT	VT-2	Po	To		1183
		----		---	---		-----	-----		
		C7.40		I	SHT		TABLE 4	TABLE 5		
3/4-CS-2-592-151R-2	M2-0255-1	C7.30	C-H	P	SIT	VT-2	Po	To		1184
		----		---	---		-----	-----		
		C7.40		I	SHT		TABLE 4	TABLE 5		
3-CS-2-597-151R-2	M2-0255	C7.30	C-H	P	SIT	VT-2	Po	To		1185
		----		---	---		-----	-----		
		C7.40		I	SHT		TABLE 4	TABLE 5		
3/4-CS-2-599-301R-2	M2-0253-A	C7.30	C-H	P	SIT	VT-2	Po	To		1186
		----		---	---		-----	-----		
		C7.40		I	SHT		TABLE 4	TABLE 5		
3/4-CS-2-606-301R-2	M2-0253-A M2-0254	C7.30	C-H	P	SIT	VT-2	Po	To		1188
		----		---	---		-----	-----		
		C7.40		I	SHT		TABLE 4	TABLE 5		
3/4-CS-2-607-301R-2	M2-0253-A	C7.30	C-H	P	SIT	VT-2	Po	To		1189
		----		---	---		-----	-----		
		C7.40		I	SHT		TABLE 4	TABLE 5		
3/4-CS-2-609-301R-2	M2-0253-A	C7.30	C-H	P	SIT	VT-2	Po	To		1190
		----		---	---		-----	-----		
		C7.40		I	SHT		TABLE 4	TABLE 5		
2-CS-2-610-151R-3	M2-0255-2	D1.10	D-A	P	SIT	VT-2	Po	To		1191
		----		---	---		-----	-----		
		D1.10		I	SHT		TABLE 4	TABLE 5		
1-CS-2-611-151R-3	M2-0255-2	D1.10	D-A	P	SIT	VT-2	Po	To		1192
		----		---	---		-----	-----		
		D1.10		I	SHT		TABLE 4	TABLE 5		

|Δ



UNIT 2 ASME SECTION XI INSERVICE PRESSURE  
TEST LINE LIST  
TABLE 9

Line/Component No.	Flow Diagram No.	ASME Item	Exam CAT	Test Freq.	Type Test	Exam Method	Test Pressure	Test Temp.	Notes/Comments	REC NO.
=====	=====	=====	=====	=====	=====	=====	=====	=====	=====	=====
** CHEMICAL & VOLUME CONTROL (CS)										
2-CS-2-613-151R-2	M2-0255-1	C7.30	C-H	P	SIT	VT-2	Po	To		1193
		-----		---	---		-----	-----		
		C7.40		I	SHT		TABLE 4	TABLE 5		
4-CS-2-614-151R-2	M2-0254	C7.30	C-H	P	SIT	VT-2	Po	To		1743
		-----		---	---		-----	-----		
		C7.40		I	SHT		TABLE 4	TABLE 5		
4-CS-2-615-151R-2	M2-0254	C7.30	C-H	P	SIT	VT-2	Po	To		1194
		-----		---	---		-----	-----		
		C7.40		I	SHT		TABLE 4	TABLE 5		
1-CS-2-619-151R-2	M2-0253	C7.30	C-H	P	SIT	VT-2	Po	To		1195
		-----		---	---		-----	-----		
		C7.40		I	SHT		TABLE 4	TABLE 5		
3-CS-2-620-151R-2	M2-0254 M2-0255-2	C7.30	C-H	P	SIT	VT-2	Po	To		1196
		-----		---	---		-----	-----		
		C7.40		I	SHT		TABLE 4	TABLE 5		
4-CS-2-623-301R-3	M2-0256-A	D1.10	D-A	P	SIT	VT-2	Po	To		1199
		-----		---	---		-----	-----		
		D1.10		I	SHT		TABLE 4	TABLE 5		
3-CS-2-628-2501R-2	M2-0254	C7.30	C-H	P	SIT	VT-2	Po	To		1204
		-----		---	---		-----	-----		
		C7.40		I	SHT		TABLE 4	TABLE 5		
3-CS-2-629-2501R-2	M2-0254	C7.30	C-H	P	SIT	VT-2	Po	To		1205
		-----		---	---		-----	-----		
		C7.40		I	SHT		TABLE 4	TABLE 5		
2-CS-2-630-2501R-2	M2-0254	C7.30	C-H	P	SIT	VT-2	Po	To		1206
		-----		---	---		-----	-----		
		C7.40		I	SHT		TABLE 4	TABLE 5		

|Δ

|Δ

UNIT 2 ASME SECTION XI INSERVICE PRESSURE  
TEST LINE LIST  
TABLE 9

Line/Component No.	Flow Diagram No.	ASME Item	Exam CAT	Test Freq.	Type Test	Exam Method	Test Pressure	Test Temp.	Notes/Comments	REC NO.
=====	=====	=====	=====	=====	=====	=====	=====	=====	=====	=====
** CHEMICAL & VOLUME CONTROL (CS)										
3/4-CS-2-631-151R-2	M2-0253	C7.30	C-H	P	SIT	VT-2	Po	To		1207
		-----		---	---		-----	-----		
		C7.40		I	SHT		TABLE 4	TABLE 5		
3/4-CS-2-634-2501R-2	M2-0255	C7.30	C-H	P	SIT	VT-2	Po	To		1208
		-----		---	---		-----	-----		
		C7.40		I	SHT		TABLE 4	TABLE 5		
3/4-CS-2-635-2501R-2	M2-0255	C7.30	C-H	P	SIT	VT-2	Po	To		1209
		-----		---	---		-----	-----		
		C7.40		I	SHT		TABLE 4	TABLE 5		
3/4-CS-2-638-2501R-2	M2-0255	C7.30	C-H	P	SIT	VT-2	Po	To		1210
		-----		---	---		-----	-----		
		C7.40		I	SHT		TABLE 4	TABLE 5		
3/4-CS-2-639-2501P-2	M2-0255	C7.30	C-H	P	SIT	VT-2	Po	To		1211
		-----		---	---		-----	-----		
		C7.40		I	SHT		TABLE 4	TABLE 5		
3/4-CS-2-642-301R-2	M2-0253-A	C7.30	C-H	P	SIT	VT-2	Po	To		1212
		-----		---	---		-----	-----		
		C7.40		I	SHT		TABLE 4	TABLE 5		
3/4-CS-2-643-301R-2	M2-0253-A	C7.30	C-H	P	SIT	VT-2	Po	To		1213
		-----		---	---		-----	-----		
		C7.40		I	SHT		TABLE 4	TABLE 5		
3/4-CS-2-646-151R-2	M2-0253	C7.30	C-H	P	SIT	VT-2	Po	To		1214
		-----		---	---		-----	-----		
		C7.40		I	SHT		TABLE 4	TABLE 5		
3/4-CS-2-647-301R-2	M2-0253-A	C7.30	C-H	P	SIT	VT-2	Po	To		1215
		-----		---	---		-----	-----		
		C7.40		I	SHT		TABLE 4	TABLE 5		

UNIT 2 ASME SECTION XI INSERVICE PRESSURE  
TEST LIFE LIST  
TABLE 9

Line/Component No.	Flow Diagram No.	ASME Item	Exam CAT	Test Freq.	Type Test	Exam Method	Test Pressure	Test Temp.	Notes/Comments	REC NO.
** CHEMICAL & VOLUME CONTROL (CS)										
2-CS-2-648-151R-3	M2-0255-2	D1.10	D-A	P	SIT	VT-2	Po	To		1216
		-----		---	---		-----	-----		
		D1.10		I	SHT		TABLE 4	TABLE 5		
3/4-CS-2-649-301R-2	M2-0253-A	C7.30	C-H	P	SIT	VT-2	Po	To		1217
		-----		---	---		-----	-----		
		C7.40		I	SHT		TABLE 4	TABLE 5		
2-CS-2-653-151R-3	M1-0257	D1.10	D-A	P	SIT	VT-2	Po	To		1219
		-----		---	---		-----	-----		
		D1.10		I	SHT		TABLE 4	TABLE 5		
2-CS-2-654-151R-3	M1-0257	D1.10	D-A	P	SIT	VT-2	Po	To		1220
		-----		---	---		-----	-----		
		D1.10		I	SHT		TABLE 4	TABLE 5		
3/4-CS-2-656-151R-3	M1-0257	D1.10	D-A	P	SIT	VT-2	Po	To		1221
		-----		---	---		-----	-----		
		D1.10		I	SHT		TABLE 4	TABLE 5		
3/4-CS-2-658-151R-3	M1-0257	D1.10	D-A	P	SIT	VT-2	Po	To		1222
		-----		---	---		-----	-----		
		D1.10		I	SHT		TABLE 4	TABLE 5		
1-CS-2-666-2501R-2	M2-0255	C7.30	C-H	P	SIT	VT-2	Po	To		1223
		-----		---	---		-----	-----		
		C7.40		I	SHT		TABLE 4	TABLE 5		
1-CS-2-667-2501R-2	M2-0255	C7.30	C-H	P	SIT	VT-2	Po	To		1224
		-----		---	---		-----	-----		
		C7.40		I	SHT		TABLE 4	TABLE 5		
1-CS-2-668-2501R-2	M2-0255	C7.30	C-H	P	SIT	VT-2	Po	To		1225
		-----		---	---		-----	-----		
		C7.40		I	SHT		TABLE 4	TABLE 5		

1A

1A

UNIT 2 ASME SECTION XI INSERVICE PRESSURE  
TEST LINE LIST  
TABLE 9

Line/Component No.	Flow Diagram No.	ASME Item	Exam CAT	Test Freq.	Type Test	Exam Method	Test Pressure	Test Temp.	Notes/Comments	REC NO.
-----	-----	----	----	-----	----	-----	-----	-----	-----	----
** CHEMICAL & VOLUME CONTROL (CS)										
1-CS-2-669-2501R-2	M2-0255	C7.30	C-H	P	SIT	VT-2	Po	To		1226
		-----		---	---		-----	-----		
		C7.40		I	SHT		TABLE 4	TABLE 5		
1-CS-2-671-151R-3	M1-0257	D1.10	D-A	P	SIT	VT-2	Po	To		1228
		-----		---	---		-----	-----		
		D1.10		I	SHT		TABLE 4	TABLE 5		
2-CS-2-672-151R-3	M1-0257	D1.10	D-A	P	SIT	VT-2	Po	To		1229
		-----		---	---		-----	-----		
		D1.10		I	SHT		TABLE 4	TABLE 5		
1-CS-2-673-151R-3	M1-0257	D1.10	D-A	P	SIT	VT-2	Po	To		1230
		-----		---	---		-----	-----		
		D1.10		I	SHT		TABLE 4	TABLE 5		
2-CS-2-674-151R-3	M1-0257	D1.10	D-A	P	SIT	VT-2	Po	To		1231
		-----		---	---		-----	-----		
		D1.10		I	SHT		TABLE 4	TABLE 5		
2-CS-2-675-301R-3	M2-0255-2	D1.10	D-A	P	SIT	VT-2	Po	To		1232
		-----		---	---		-----	-----		
		D1.10		I	SHT		TABLE 4	TABLE 5		
1-CS-2-677-151R-2	M2-0254	C7.30	C-H	P	SIT	VT-2	Po	To		1234
		-----		---	---		-----	-----		
		C7.40		I	SPT		TABLE 4	TABLE 5		
3/4-CS-2-680-151R-2	M2-0254	C7.30	C-H	P	SIT	VT-2	Po	To		1235
		-----		---	---		-----	-----		
		C7.40		I	SPT		TABLE 4	TABLE 5		
1-CS-2-683-151R-2	M2-0254	C7.30	C-H	P	SIT	VT-2	Po	To		1236
		-----		---	---		-----	-----		
		C7.40		I	SHT		TABLE 4	TABLE 5		

1A

UNIT 2 ASME SECTION XI INSERVICE PRESSURE  
TEST LINE LIST  
TABLE 9

Line/Component No. =====	Flow Diagram No. =====	ASME Item ----	Exam CAT ----	Test Freq. -----	Type Test ----	Exam Method -----	Test Pressure -----	Test Temp. -----	Notes/Comments =====	REC NO. ----
** CHEMICAL & VOLUME CONTROL (CS)										
3/4-CS-2-684-151R-2	M2-0254	C7.30	C-H	P	SIT	VT-2	Po	To		1237
		-----		---	---		-----	-----		
		C7.40		I	SHT		TABLE 4	TABLE 5		
3/4-CS-2-685-151R-2	M2-0254	C7.30	C-H	P	SIT	VT-2	Po	To		1238
		-----		---	---		-----	-----		
		C7.40		I	SHT		TABLE 4	TABLE 5		
3/4-CS-2-687-151R-2	M2-0254	C7.30	C-H	P	SIT	VT-2	Po	To		1239
		-----		---	---		-----	-----		
		C7.40		I	SHT		TABLE 4	TABLE 5		
3-CS-2-900-151R-3	M1-0257	D1.10	D-A	P	SIT	VT-2	Po	To		1240
		-----		---	---		-----	-----		
		D1.10		I	SHT		TABLE 4	TABLE 5		
3-CS-2-901-2501R-2	M2-0253-A	C7.30	C-H	P	SIT	VT-2	Po	To		1241
		-----		---	---		-----	-----		
		C7.40		I	SHT		TABLE 4	TABLE 5		
3-CS-2-902-2501R-2	M2-0253-A	C7.30	C-H	P	SIT	VT-2	Po	To		1242
		-----		---	---		-----	-----		
		C7.40		I	SHT		TABLE 4	TABLE 5		
3-CS-2-903-2501R-2	M2-0253-A	C7.30	C-H	P	SIT	VT-2	Po	To		1243
		-----		---	---		-----	-----		
		C7.40		I	SHT		TABLE 4	TABLE 5		
3-CS-2-904-601R-2	M2-0253-A	C7.30	C-H	P	SIT	VT-2	Po	To		1244
		-----		---	---		-----	-----		
		C7.40		I	SHT		TABLE 4	TABLE 5		
3-CS-2-905-2501R-2	M2-0253-A	C7.30	C-H	P	SIT	VT-2	Po	To		1245
		-----		---	---		-----	-----		
		C7.40		I	SHT		TABLE 4	TABLE 5		

UNIT 2 ASME SECTION XI INSERVICE PRESSURE  
TEST LINE LIST  
TABLE 9

Line/Component No.	Flow Diagram No.	ASME Item	Exam CAT	Test Freq.	Type Test	Exam Method	Test Pressure	Test Temp.	Notes/Comments	REC NO.
=====	=====	====	====	=====	====	=====	=====	=====	=====	====
** CHEMICAL & VOLUME CONTROL (CS)										
3-CS-2-906-601R-2	M2-0253-A	C7.30	C-H	P	SIT	VT-2	Po	To		1246
		-----		---	---		-----	-----		
		C7.40		I	SHT		TABLE 4	TABLE 5		
3-CS-2-907-2501R-2	M2-0253-A	C7.30	C-H	P	SIT	VT-2	Po	To		1247
		-----		---	---		-----	-----		
		C7.40		I	SHT		TABLE 4	TABLE 5		
3-CS-2-908-2501R-2	M2-0253-A	C7.30	C-H	P	SIT	VT-2	Po	To		1248
		-----		---	---		-----	-----		
		C7.40		I	SHT		TABLE 4	TABLE 5		
3-CS-2-910-2501R-2	M2-0256-A	C7.30	C-H	P	SIT	VT-2	Po	To		1249
		-----		---	---		-----	-----		
		C7.40		I	SHT		TABLE 4	TABLE 5		
3-CS-2-911-601R-2	M2-0256-A	C7.30	C-H	P	SIT	VT-2	Po	To		1250
		-----		---	---		-----	-----		
		C7.40		I	SHT		TABLE 4	TABLE 5		
3-CS-2-912-2501R-2	M2-0256-A	C7.30	C-H	P	SIT	VT-2	Po	To		1251
		-----		---	---		-----	-----		
		C7.40		I	SHT		TABLE 4	TABLE 5		
3-CS-2-913-601R-2	M2-0256-A	C7.30	C-H	P	SIT	VT-2	Po	To		1252
		-----		---	---		-----	-----		
		C7.40		I	SHT		TABLE 4	TABLE 5		
1-CS-2-916-151R-3	M2-0255-2	D1.10	D-A	P	SIT	VT-2	Po	To		1253
		-----		---	---		-----	-----		
		D1.10		I	SHT		TABLE 4	TABLE 5		
2-CS-2-917-151R-3	M2-0255-2	D1.10	D-A	P	SIT	VT-2	Po	To		1254
		-----		---	---		-----	-----		
		D1.10		I	SHT		TABLE 4	TABLE 5		

UNIT 2 ASME SECTION XI INSERVICE PRESSURE  
TEST LINE LIST  
TABLE 9

Line/Component No.	Flow Diagram No.	ASME Item	Exam CAT	Test Freq.	Type Test	Exam Method	Test Pressure	Test Temp.	Notes/Comments	REC NO.
=====	=====	=====	=====	=====	=====	=====	=====	=====	=====	=====
** CHEMICAL & VOLUME CONTROL (CS)										
3-CS-2-919-151R-3	M2-0255-2	D1.10	D-A	P	SIT	VT-2	Po	To		1255
	M1-0257	----		---	---		-----	-----		
		D1.10		I	SHT		TABLE 4	TABLE 5		
3-CS-2-921-601R-2	M2-0253-A	C7.30	C-H	P	SIT	VT-2	Po	To		1257
		----		---	---		-----	-----		
		C7.40		I	SHT		TABLE 4	TABLE 5		
1-CS-2-923-151R-2	M2-0254	C7.30	C-H	P	SIT	VT-2	Po	To		1258
		----		---	---		-----	-----		
		C7.40		I	SPT		TABLE 4	TABLE 5		
3/4-CS-2-926-151R-3	M2-0255-2	D1.10	D-A	P	SIT	VT-2	Po	To		1259
		----		---	---		-----	-----		
		D1.10		I	SHT		TABLE 4	TABLE 5		
2-CS-2-946-2501R-2	M2-0254	C7.30	C-H	P	SIT	VT-2	Po	To	UPSTRM OF 2-8511A	1260
		----		---	---		-----	-----		
		C7.40		I	SHT		TABLE 4	TABLE 5		
2-CS-2-947-2501R-2	M2-0254	C7.30	C-H	P	SIT	VT-2	Po	To	UPSTRM OF 2-8511B	1813
		----		---	---		-----	-----		
		C7.40		I	SHT		TABLE 4	TABLE 5		
3-CS-2-960-601R-2	M2-0253	C7.30	C-H	P	SIT	VT-2	Po	To		1263
		----		---	---		-----	-----		
		C7.40		I	SHT		TABLE 4	TABLE 5		
TCX-CSAHL-01 LETDOWN HX	M2-0253-A	C7.10	C-H	P	SIT	VT-2	Po	To		1266
		----		---	---		-----	-----		
		C7.20		I	SHT		TABLE 4	TABLE 5		
TCX-CSAHRG-01 REGENERATIVE HX	M2-0253-A	C7.10	C-H	P	SIT	VT-2	Po	To		1264
		----		---	---		-----	-----		
		C7.20		I	SHT		TABLE 4	TABLE 5		



UNIT 2 ASME SECTION XI INSERVICE PRESSURE  
TEST LINE LIST  
TABLE 9

Line/Component No.	Flow Diagram No.	ASME Item	Exam CAT	Test Freq.	Type Test	Exam Method	Test Pressure	Test Temp.	Notes/Comments	REC NO.
=====	=====	----	----	-----	----	-----	-----	-----	=====	----
** CHEMICAL & VOLUME CONTROL (CS)										
TCX-CSAHEL-01 EXCESS LETDOWN HX	M2-0253-A	C7.10	C-H	P	SIT	VT-2	Po	To		1265
		-----		---	---		-----	-----		
		C7.20		I	SHT		TABLE 4	TABLE 5		
TCX-CSAHSW-01 SEAL WATER HX	M2-0254	C7.10	C-H	P	SIT	VT-2	Po	To		1270
		-----		---	---		-----	-----		
		C7.20		I	SHT		TABLE 4	TABLE 5		
TCX-CSAPBA-01 PUMP	M1-0257	D1.10	D-A	P	SIT	VT-2	Po	To		1285
		-----		---	---		-----	-----		
		D1.10		I	SHT		TABLE 4	TABLE 5		
TCX-CSAPBA-02 PUMP	M1-0257	D1.10	D-A	P	SIT	VT-2	Po	To		1286
		-----		---	---		-----	-----		
		D1.10		I	SHT		TABLE 4	TABLE 5		
TCX-CSAPPD-01 PUMP	M2-0254	C7.50	C-H	P	SIT	VT-2	Po	To		1272
		-----		---	---		-----	-----		
		C7.60		I	SHT		TABLE 4	TABLE 5		
TCX-CSAPCH-01 PUMP	M2-0254	C7.50	C-H	P	SIT	VT-2	Po	To		1273
		-----		---	---		-----	-----		
		C7.60		I	SHT		TABLE 4	TABLE 5		
TCX-CSAPCH-02 PUMP	M2-0254	C7.50	C-H	P	SIT	VT-2	Po	To		1274
		-----		---	---		-----	-----		
		C7.60		I	SHT		TABLE 4	TABLE 5		
TCX-CSATVC-01 TANK	M2-0254	C7.10	C-H	P	SIT	VT-2	Po	To		1271
		-----		---	---		-----	-----		
		C7.20		I	SHT		TABLE 4	TABLE 5		
TCX-CSATDD-01 DAMPENER	M2-0254	C7.10	C-H	P	SIT	VT-2	Po	To		1275
		-----		---	---		-----	-----		
		C7.20		I	SHT		TABLE 4	TABLE 5		



UNIT 2 ASME SECTION XI INSERVICE PRESSURE  
TEST LINE LIST  
TABLE 9

Line/Component No.	Flow Diagram No.	ASME Item	Exam CAT	Test Freq.	Type Test	Exam Method	Test Pressure	Test Temp.	Notes/Comments	REC NO.
-----	-----	----	----	-----	----	-----	-----	-----	-----	----
** CHEMICAL & VOLUME CONTROL (CS)										
TCX-CSATSS-01 SUCTION STBLZR	M2-0254	C7.10	C-H	P	SIT	VT-2	Po	To		1276
		-----		---	---		-----	-----		
		C7.20		I	SHT		TABLE 4	TABLE 5		
TCX-TRAHLR-01 LETDOWN REHEAT HX	M2-0256-A	C7.30	C-H	P	SIT	VT-2	Po	To	SHELLSIDE	1287
		-----		---	---		-----	-----		
		C7.40		I	SHT		TABLE 4	TABLE 5		

UNIT 2 ASME SECTION XI INSERVICE PRESSURE  
TEST LINE LIST  
TABLE 9

Line/Component No.	Flow Diagram No.	ASME Item	Exam CAT	Test Freq.	Type Test	Exam Method	Test Pressure	Test Temp.	Notes/Comments	REC NO.
=====	=====	====	====	=====	====	=====	=====	=====	=====	====
** CHILLED WATER (CH)										
1-CH-2-200-152-3	M2-0311	D1.10	D-A	P	SIT	VT-2	Po	To		359
		-----		---	---		-----	-----		
		D1.10		I	SHT		TABLE 4	TABLE 5		
1-CH-2-201-152-3	M2-0311	D1.10	D-A	P	SIT	VT-2	Po	To	(1) DNSTRM CH-304	360
		-----		---	---		-----	-----		
		D1.10		I	SHT		TABLE 4	TABLE 5		
1-CH-2-202-152-3	M2-0311	D1.10	D-A	P	SIT	VT-2	Po	To	(1) DNSTRM CH-307	361
		-----		---	---		-----	-----		
		D1.10		I	SHT		TABLE 4	TABLE 5		
2-CH-2-203-152-3	M2-0311	D1.10	D-A	P	SIT	VT-2	Po	To	(1) UPSTRM CH-332	362
		-----		---	---		-----	-----		
		D1.10		I	SHT		TABLE 4	TABLE 5		
4-CH-2-204-152-3	M2-0311 M2-0311-A	D1.10	D-A	P	SIT	VT-2	Po	To		363
		-----		---	---		-----	-----		
		D1.10		I	SHT		TABLE 4	TABLE 5		
3-CH-2-205-152-3	M2-0311	D1.10	D-A	P	SIT	VT-2	Po	To		364
		-----		---	---		-----	-----		
		D1.10		I	SHT		TABLE 4	TABLE 5		
3-CH-2-206-152-3	M2-0311 M2-0311-A	D1.10	D-A	P	SIT	VT-2	Po	To		365
		-----		---	---		-----	-----		
		D1.10		I	SHT		TABLE 4	TABLE 5		
2-CH-2-207-152-3	M2-0311	D1.10	D-A	P	SIT	VT-2	Po	To		366
		-----		---	---		-----	-----		
		D1.10		I	SHT		TABLE 4	TABLE 5		
1 1/2-CH-2-208-152-3	M2-0311-A	D1.10	D-A	P	SIT	VT-2	Po	To		367
		-----		---	---		-----	-----		
		D1.10		I	SHT		TABLE 4	TABLE 5		



UNIT 2 ASME SECTION XI INSERVICE PRESSURE  
TEST LINE LIST  
TABLE 9

Line/Component No.	Flow Diagram No.	ASME Item	Exam CAT	Test Freq.	Type Test	Exam Method	Test Pressure	Test Temp.	Notes/Comments	REC NO.
=====	=====	=====	=====	=====	=====	=====	=====	=====	=====	=====
** CHILLED WATER (CH)										
1 1/2-CH-2-220-152-3	M2-0311-A	D1.10	D-A	P	SIT	VT-2	Po	To		377
		-----		---	---		-----	-----		
		D1.10		I	SHT		TABLE 4	TABLE 5		
1 1/2-CH-2-221-152-3	M2-0311-A	D1.10	D-A	P	SIT	VT-2	Po	To		378
		-----		---	---		-----	-----		
		D1.10		I	SHT		TABLE 4	TABLE 5		
1 1/2-CH-2-222-152-3	M2-0311-A	D1.10	D-A	P	SIT	VT-2	Po	To		379
		-----		---	---		-----	-----		
		D1.10		I	SHT		TABLE 4	TABLE 5		
1 1/2-CH-2-223-152-3	M2-0311-A	D1.10	D-A	P	SIT	VT-2	Po	To		380
		-----		---	---		-----	-----		
		D1.10		I	SHT		TABLE 4	TABLE 5		
1 1/2-CH-2-224-152-3	M2-0311-A	D1.10	D-A	P	SIT	VT-2	Po	To		381
		-----		---	---		-----	-----		
		D1.10		I	SHT		TABLE 4	TABLE 5		
1 1/2-CH-2-225-152-3	M2-0311-A	D1.10	D-A	P	SIT	VT-2	Po	To		382
		-----		---	---		-----	-----		
		D1.10		I	SHT		TABLE 4	TABLE 5		
3-CH-2-226-152-3	M2-0311-A	D1.10	D-A	P	SIT	VT-2	Po	To		383
		-----		---	---		-----	-----		
		D1.10		I	SHT		TABLE 4	TABLE 5		
2-CH-2-227-152-3	M2-0311-A	D1.10	D-A	P	SIT	VT-2	Po	To		384
		-----		---	---		-----	-----		
		D1.10		I	SHT		TABLE 4	TABLE 5		
1 1/2-CH-2-228-152-3	M2-0311-A	D1.10	D-A	P	SIT	VT-2	Po	To		385
		-----		---	---		-----	-----		
		D1.10		I	SHT		TABLE 4	TABLE 5		

UNIT 2 ASME SECTION XI INSERVICE PRESSURE  
TEST LINE LIST  
TABLE 9

Line/Component No.	Flow Diagram No.	ASME Item	Exam CAT	Test Freq.	Type Test	Exam Method	Test Pressure	Test Temp.	Notes/Comments	REC NO.
=====	=====	=====	=====	=====	=====	=====	=====	=====	=====	=====
** CHILLED WATER (CH)										
1 1/2-CH-2-229-152-3	M2-0311-A	D1.10	D-A	P	SIT	VT-2	Po	To		386
		-----		---	---		-----	-----		
		D1.10		I	SHT		TABLE 4	TABLE 5		
1 1/2-CH-2-230-152-3	M2-0311-A	D1.10	D-A	P	SIT	VT-2	Po	To		387
		-----		---	---		-----	-----		
		D1.10		I	SHT		TABLE 4	TABLE 5		
1 1/2-CH-2-231-152-3	M2-0311-A	D1.10	D-A	P	SIT	VT-2	Po	To		388
		-----		---	---		-----	-----		
		D1.10		I	SHT		TABLE 4	TABLE 5		
1 1/2-CH-2-232-152-3	M2-0311-A	D1.10	D-A	P	SIT	VT-2	Po	To		389
		-----		---	---		-----	-----		
		D1.10		I	SHT		TABLE 4	TABLE 5		
1 1/2-CH-2-233-152-3	M2-0311-A	D1.10	D-A	P	SIT	VT-2	Po	To		390
		-----		---	---		-----	-----		
		D1.10		I	SHT		TABLE 4	TABLE 5		
2-CH-2-234-152-3	M2-0311-A	D1.10	D-A	P	SIT	VT-2	Po	To		391
		-----		---	---		-----	-----		
		D1.10		I	SHT		TABLE 4	TABLE 5		
3-CH-2-235-152-3	M2-0311-A	D1.10	D-A	P	SIT	VT-2	Po	To		392
		-----		---	---		-----	-----		
		D1.10		I	SHT		TABLE 4	TABLE 5		
2-CH-2-237-152-3	M2-0311	D1.10	D-A	P	SIT	VT-2	Po	To	(1) UPSTRM CH-333	393
		-----		---	---		-----	-----		
		D1.10		I	SHT		TABLE 4	TABLE 5		
4-CH-2-238-152-3	M2-0311 M2-0311-B	D1.10	D-A	P	SIT	VT-2	Po	To		394
		-----		---	---		-----	-----		
		D1.10		I	SHT		TABLE 4	TABLE 5		

UNIT 2 ASME SECTION XI INSERVICE PRESSURE  
TEST LINE LIST  
TABLE 9

Line/Component No.	Flow Diagram No.	ASME Item	Exam CAT	Test Freq.	Type Test	Exam Method	Test Pressure	Test Temp.	Notes/Comments	REC NO.
** CHILLED WATER (CH)										
3-CH-2-239-152-3	M2-0311	D1.10 ----- D1.10	D-A	P --- I	SIT --- SHT	VT-2	Po ----- TABLE 4	To ----- TABLE 5		395
3-CH-2-240-152-3	M2-0311	D1.10 ----- D1.10	D-A	P --- I	SIT --- SHT	VT-2	Po ----- TABLE 4	To ----- TABLE 5		396
2-CH-2-241-152-3	M2-0311-B	D1.10 ----- D1.10	D-A	P --- I	SIT --- SHT	VT-2	Po ----- TABLE 4	To ----- TABLE 5		397
1 1/2-CH-2-242-152-3	M2-0311-B	D1.10 ----- D1.10	D-A	P --- I	SIT --- SHT	VT-2	Po ----- TABLE 4	To ----- TABLE 5		398
1 1/2-CH-2-243-152-3	M2-0311-B	D1.10 ----- D1.10	D-A	P --- I	SIT --- SHT	VT-2	Po ----- TABLE 4	To ----- TABLE 5		399
1 1/2-CH-2-244-152-3	M2-0311-B	D1.10 ----- D1.10	D-A	P --- I	SIT --- SHT	VT-2	Po ----- TABLE 4	To ----- TABLE 5		400
1 1/2-CH-2-245-152-3	M2-0311-B	D1.10 ----- D1.10	D-A	P --- I	SIT --- SHT	VT-2	Po ----- TABLE 4	To ----- TABLE 5		401
2-CH-2-248-152-3	M2-0311-B	D1.10 ----- D1.10	D-A	P --- I	SIT --- SHT	VT-2	Po ----- TABLE 4	To ----- TABLE 5		402
3-CH-2-249-152-3	M2-0311-B	D1.10 ----- D1.10	D-A	P --- I	SIT --- SHT	VT-2	Po ----- TABLE 4	To ----- TABLE 5		403

UNIT 2 ASME SECTION XI INSERVICE PRESSURE  
TEST LINE LIST  
TABLE 9

Line/Component No.	Flow Diagram No.	ASME Item	Exam CAT	Test Freq.	Type Test	Exam Method	Test Pressure	Test Temp.	Notes/Comments	REC NO.
=====	=====	====	====	=====	====	=====	=====	=====	=====	====
** CHILLED WATER (CH)										
1 1/2-CH-2-250-152-3	M2-0311-B	D1.10	D-A	P	SIT	VT-2	Po	To		404
		----		---	---		-----	-----		
		D1.10		I	SHT		TABLE 4	TABLE 5		
1 1/2-CH-2-251-152-3	M2-0311-B	D1.10	D-A	P	SIT	VT-2	Po	To		405
		----		---	---		-----	-----		
		D1.10		I	SHT		TABLE 4	TABLE 5		
2-CH-2-252-152-3	M2-0311-B	D1.10	D-A	P	SIT	VT-2	Po	To		406
		----		---	---		-----	-----		
		D1.10		I	SHT		TABLE 4	TABLE 5		
2-CH-2-253-152-3	M2-0311-B	D1.10	D-A	P	SIT	VT-2	Po	To		407
		----		---	---		-----	-----		
		D1.10		I	SHT		TABLE 4	TABLE 5		
1 1/2-CH-2-254-152-3	M2-0311-B	D1.10	D-A	P	SIT	VT-2	Po	To		408
		----		---	---		-----	-----		
		D1.10		I	SHT		TABLE 4	TABLE 5		
1 1/2-CH-2-255-152-3	M2-0311-B	D1.10	D-A	P	SIT	VT-2	Po	To		409
		----		---	---		-----	-----		
		D1.10		I	SHT		TABLE 4	TABLE 5		
1 1/2-CH-2-256-152-3	M2-0311-B	D1.10	D-A	P	SIT	VT-2	Po	To		410
		----		---	---		-----	-----		
		D1.10		I	SHT		TABLE 4	TABLE 5		
1 1/2-CH-2-257-152-3	M2-0311-B	D1.10	D-A	P	SIT	VT-2	Po	To		411
		----		---	---		-----	-----		
		D1.10		I	SHT		TABLE 4	TABLE 5		
1 1/2-CH-2-258-152-3	M2-0311-B	D1.10	D-A	P	SIT	VT-2	Po	To		412
		----		---	---		-----	-----		
		D1.10		I	SHT		TABLE 4	TABLE 5		

UNIT 2 ASME SECTION XI INSERVICE PRESSURE  
TEST LINE LIST  
TABLE 9

Line/Component No.	Flow Diagram No.	ASME Item	Exam CAT	Test Freq.	Type Test	Exam Method	Test Pressure	Test Temp.	Notes/Comments	REC NO.
=====	=====	----	----	-----	----	-----	-----	-----	=====	----
** CHILLED WATER (CH)										
1 1/2-CH-2-259-152-3	M2-0311-B	D1.10	D-A	P	SIT	VT-2	Po	To		413
		-----		---	---		-----	-----		
		D1.10		I	SHT		TABLE 4	TABLE 5		
3-CH-2-260-152-3	M2-0311-B	D1.10	D-A	P	SIT	VT-2	Po	To		414
		-----		---	---		-----	-----		
		D1.10		I	SHT		TABLE 4	TABLE 5		
2-CH-2-261-152-3	M2-0311-B	D1.10	D-A	P	SIT	VT-2	Po	To		415
		-----		---	---		-----	-----		
		D1.10		I	SHT		TABLE 4	TABLE 5		
1 1/2-CH-2-262-152-3	M2-0311-B	D1.10	D-A	P	SIT	VT-2	Po	To		416
		-----		---	---		-----	-----		
		D1.10		I	SHT		TABLE 4	TABLE 5		
1 1/2-CH-2-263-152-3	M2-0311-B	D1.10	D-A	P	SIT	VT-2	Po	To		417
		-----		---	---		-----	-----		
		D1.10		I	SHT		TABLE 4	TABLE 5		
1 1/2-CH-2-264-152-3	M2-0311-B	D1.10	D-A	P	SIT	VT-2	Po	To		418
		-----		---	---		-----	-----		
		D1.10		I	SHT		TABLE 4	TABLE 5		
1 1/2-CH-2-265-152-3	M2-0311-B	D1.10	D-A	P	SIT	VT-2	Po	To		419
		-----		---	---		-----	-----		
		D1.10		I	SHT		TABLE 4	TABLE 5		
1 1/2-CH-2-266-152-3	M2-0311-B	D1.10	D-A	P	SIT	VT-2	Po	To		420
		-----		---	---		-----	-----		
		D1.10		I	SHT		TABLE 4	TABLE 5		
1 1/2-CH-2-267-152-3	M2-0311-B	D1.10	D-A	P	SIT	VT-2	Po	To		421
		-----		---	---		-----	-----		
		D1.10		I	SHT		TABLE 4	TABLE 5		



UNIT 2 ASME SECTION XI INSERVICE PRESSURE  
TEST LINE LIST  
TABLE 9

Line/Component No.	Flow Diagram No.	ASME Item	Exam CAT	Test Freq.	Type Test	Exam Method	Test Pressure	Test Temp.	Notes/Comments	REC NO.
=====	=====	=====	=====	=====	=====	=====	=====	=====	=====	=====
** CHILLED WATER (CH)										
2-CH-2-268-152-3	M2-0311-B	D1.10	D-A	P	SIT	VT-2	Po	To		422
		-----		---	---		-----	-----		
		D1.10		I	SHT		TABLE 4	TABLE 5		
3-CH-2-269-152-3	M2-0311-B	D1.10	D-A	P	SIT	VT-2	Po	To		423
		-----		---	---		-----	-----		
		D1.10		I	SHT		TABLE 4	TABLE 5		
3-CH-2-271-152-3	M2-0311	D1.10	D-A	P	SIT	VT-2	Po	To		424
		-----		---	---		-----	-----		
		D1.10		I	SHT		TABLE 4	TABLE 5		
1-CH-2-272-152-3	M2-0311	D1.10	D-A	P	SIT	VT-2	Po	To	(1) DNSTRM CH-302	425
		-----		---	---		-----	-----		
		D1.10		I	SHT		TABLE 4	TABLE 5		
1-CH-2-273-152-3	M2-0311	D1.10	D-A	P	SIT	VT-2	Po	To	(1) DNSTRM CH-305	426
		-----		---	---		-----	-----		
		D1.10		I	SHT		TABLE 4	TABLE 5		
3-CH-2-274-152-3	M2-0311	D1.10	D-A	P	SIT	VT-2	Po	To		427
		-----		---	---		-----	-----		
		D1.10		I	SHT		TABLE 4	TABLE 5		
4-CH-2-275-152-3	M2-0311	D1.10	D-A	P	SIT	VT-2	Po	To		428
		-----		---	---		-----	-----		
		D1.10		I	SHT		TABLE 4	TABLE 5		
1-CH-2-911-152-3	M2-0311	D1.10	D-A	P	SIT	VT-2	Po	To		429
		-----		---	---		-----	-----		
		D1.10		I	SHT		TABLE 4	TABLE 5		
1-CH-2-912-152-3	M2-0311	D1.10	D-A	P	SIT	VT-2	Po	To		430
		-----		---	---		-----	-----		
		D1.10		I	SHT		TABLE 4	TABLE 5		

UNIT 2 ASME SECTION XI INSERVICE PRESSURE  
TEST LINE LIST  
TABLE 9

Line/Component No.	Flow Diagram No.	ASME Item	Exam CAT	Test Freq.	Type Test	Exam Method	Test Pressure	Test Temp.	Notes/Comments	REC NO.
=====	=====	=====	=====	=====	=====	=====	=====	=====	=====	=====
** CHILLED WATER (CH)										
1-CH-2-913-152-3	M2-0311	D1.10	D-A	P	SIT	VT-2	Po	To		431
		-----		---	---		-----	-----		
		D1.10		I	SHT		TABLE 4	TABLE 5		
1-CH-2-914-152-3	M2-0311	D1.10	D-A	P	SIT	VT-2	Po	To		432
		-----		---	---		-----	-----		
		D1.10		I	SHT		TABLE 4	TABLE 5		
CP2-CHCICE-05 EVAPORATOR	M2-0311	D1.10	D-A	P	SIT	VT-2	Po	To		435
		-----		---	---		-----	-----		
		D1.10		I	SHT		TABLE 4	TABLE 5		
CP2-CHCICE-06 EVAPORATOR	M2-0311	D1.10	D-A	P	SIT	VT-2	Po	To		436
		-----		---	---		-----	-----		
		D1.10		I	SHT		TABLE 4	TABLE 5		
CP2-CHAPCP-05 PUMP	M2-0311	D1.10	D-A	P	SIT	VT-2	Po	To		438
		-----		---	---		-----	-----		
		D1.10		I	SHT		TABLE 4	TABLE 5		
CP2-CHAPCP-06 PUMP	M2-0311	D1.10	D-A	P	SIT	VT-2	Po	To		439
		-----		---	---		-----	-----		
		D1.10		I	SHT		TABLE 4	TABLE 5		
CP2-CHATST-01 TANK	M2-0311	D1.10	D-A	P	SIT	VT-2	Po	To	(1)	437
		-----		---	---		-----	-----		
		D1.10		I	SHT		TABLE 4	TABLE 5		

UNIT 2 ASME SECTION XI INSERVICE PRESSURE  
TEST LINE LIST  
TABLE 9

Line/Component No.	Flow Diagram No.	ASME Item	Exam CAT	Test Freq.	Type Test	Exam Method	Test Pressure	Test Temp.	Notes/Comments	REC NO.
=====	=====	=====	=====	=====	=====	=====	=====	=====	=====	=====
** COMPONENT COOLING WATER (CC)										
3-CC-2-001-152-3	M2-0229	D1.10	D-A	P	SIT	VT-2	Po	To		569
		-----		---	---		-----	-----		
		D1.10		I	SHT		TABLE 4	TABLE 5		
3-CC-2-002-152-3	M2-0229	D1.10	D-A	P	SIT	VT-2	Po	To		570
		-----		---	---		-----	-----		
		D1.10		I	SHT		TABLE 4	TABLE 5		
3-CC-2-005-152-3	M2-0229	D1.10	D-A	P	SIT	VT-2	Po	To	(1)	573
		-----		---	---		-----	-----		
		D1.10		I	SHT		TABLE 4	TABLE 5		
6-CC-2-007-152-3	M2-0229	D1.10	D-A	P	SIT	VT-2	Po	To		574
		-----		---	---		-----	-----		
		D1.10		I	SHT		TABLE 4	TABLE 5		
24-CC-2-008-152-3	M2-0229 M2-0229-A	D1.10	D-A	P	SIT	VT-2	Po	To		575
		-----		---	---		-----	-----		
		D1.10		I	SHT		TABLE 4	TABLE 5		
10-CC-2-009-152-3	M2-0229	D1.10	D-A	P	SIT	VT-2	Po	To		576
		-----		---	---		-----	-----		
		D1.10		I	SHT		TABLE 4	TABLE 5		
24-CC-2-010-152-3	M2-0229	D1.10	D-A	P	SIT	VT-2	Po	To		577
		-----		---	---		-----	-----		
		D1.10		I	SHT		TABLE 4	TABLE 5		
6-CC-2-011-152-3	M2-0229	D1.10	D-A	P	SIT	VT-2	Po	To		578
		-----		---	---		-----	-----		
		D1.10		I	SHT		TABLE 4	TABLE 5		
24-CC-2-012-152-3	M2-0230	D1.10	D-A	P	SIT	VT-2	Po	To		579
		-----		---	---		-----	-----		
		D1.10		I	SHT		TABLE 4	TABLE 5		

UNIT 2 ASME SECTION XI INSERVICE PRESSURE  
TEST LINE LIST  
TABLE 9

Line/Component No.	Flow Diagram No.	ASME Item	Exam CAT	Test Freq.	Type Test	Exam Method	Test Pressure	Test Temp.	Notes/Comments	REC NO.
=====	=====	=====	=====	=====	=====	=====	=====	=====	=====	=====
** COMPONENT COOLING WATER (CC)										
2-CC-2-013-152-3	M2-0229	D1.10	D-A	P	SIT	VT-2	Po	To		580
		-----		---	---		-----	-----		
		D1.10		I	SHT		TABLE 4	TABLE 5		
2-CC-2-014-152-3	M2-0229	D1.10	D-A	P	SIT	VT-2	Po	To		581
		-----		---	---		-----	-----		
		D1.10		I	SHT		TABLE 4	TABLE 5		
24-CC-2-015-152-3	M2-0229	D1.10	D-A	P	SIT	VT-2	Po	To		582
		-----		---	---		-----	-----		
		D1.10		I	SHT		TABLE 4	TABLE 5		
24-CC-2-016-152-3	M2-0229	D1.10	D-A	P	SIT	VT-2	Po	To		583
		-----		---	---		-----	-----		
		D1.10		I	SHT		TABLE 4	TABLE 5		
24-CC-2-017-152-3	M2-0229	D1.10	D-A	P	SIT	VT-2	Po	To		584
		-----		---	---		-----	-----		
		D1.10		I	SHT		TABLE 4	TABLE 5		
3/4-CC-2-018-152-3	M2-0229	D1.10	D-A	P	SIT	VT-2	Po	To	(1)	585
		-----		---	---		-----	-----		
		D1.10		I	SHT		TABLE 4	TABLE 5		
24-CC-2-019-152-3	M2-0229	D1.10	D-A	P	SIT	VT-2	Po	To		586
		-----		---	---		-----	-----		
		D1.10		I	SHT		TABLE 4	TABLE 5		
24-CC-2-020-152-3	M2-0229	D1.10	D-A	P	SIT	VT-2	Po	To		587
		-----		---	---		-----	-----		
		D1.10		I	SHT		TABLE 4	TABLE 5		
24-CC-2-021-152-3	M2-0229	D1.10	D-A	P	SIT	VT-2	Po	To		588
		-----		---	---		-----	-----		
		D1.10		I	SHT		TABLE 4	TABLE 5		

UNIT 2 ASME SECTION XI INSERVICE PRESSURE  
TEST LINE LIST  
TABLE 9

Line/Component No.	Flow Diagram No.	ASME Item	Exam CAT	Test Freq.	Type Test	Exam Method	Test Pressure	Test Temp.	Notes/Comments	REC NO.
=====	=====	=====	=====	=====	=====	=====	=====	=====	=====	=====
** COMPONENT COOLING WATER (CC)										
2-CC-2-022-152-3	M2-0229-A	D1.10	D-A	P	SIT	VT-2	Po	To		589
		-----		---	---		-----	-----		
		D1.10		I	SHT		TABLE 4	TABLE 5		
2-CC-2-023-152-3	M2-0229-A	D1.10	D-A	P	SIT	VT-2	Po	To		590
		-----		---	---		-----	-----		
		D1.10		I	SHT		TABLE 4	TABLE 5		
2-CC-2-024-152-3	M2-0229-A	D1.10	D-A	P	SIT	VT-2	Po	To		591
		-----		---	---		-----	-----		
		D1.10		I	SHT		TABLE 4	TABLE 5		
2-CC-2-025-152-3	M2-0229-A	D1.10	D-A	P	SIT	VT-2	Po	To		592
		-----		---	---		-----	-----		
		D1.10		I	SHT		TABLE 4	TABLE 5		
2-CC-2-026-152-3	M2-0229-A	D1.10	D-A	P	SIT	VT-2	Po	To		593
		-----		---	---		-----	-----		
		D1.10		I	SHT		TABLE 4	TABLE 5		
2-CC-2-027-152-3	M2-0229-A	D1.10	D-A	P	SIT	VT-2	Po	To		594
		-----		---	---		-----	-----		
		D1.10		I	SHT		TABLE 4	TABLE 5		
24-CC-2-028-152-3	M2-0229 M2-0229-A	D1.10	D-A	P	SIT	VT-2	Po	To		595
		-----		---	---		-----	-----		
		D1.10		I	SHT		TABLE 4	TABLE 5		
2-CC-2-029-152-3	M2-0229-A	D1.10	D-A	P	SIT	VT-2	Po	To		596
		-----		---	---		-----	-----		
		D1.10		I	SHT		TABLE 4	TABLE 5		
18-CC-2-030-152-3	M2-0229-A	D1.10	D-A	P	SIT	VT-2	Po	To		597
		-----		---	---		-----	-----		
		D1.10		I	SHT		TABLE 4	TABLE 5		

UNIT 2 ASME SECTION XI INSERVICE PRESSURE  
TEST LINE LIST  
TABLE 9

Line/Component No.	Flow Diagram No.	ASME Item	Exam CAT	Test Freq.	Type Test	Exam Method	Test Pressure	Test Temp.	Notes/Comments	REC NO.
=====	=====	=====	=====	=====	=====	=====	=====	=====	=====	=====
** COMPONENT COOLING WATER (CC)										
18-CC-2-031-152-3	M2-0229-A	D1.10	D-A	P	SIT	VT-2	Po	To		598
		-----		---	---		-----	-----		
		D1.10		I	SHT		TABLE 4	TABLE 5		
3/4-CC-2-032-152-3	M2-0229	D1.10	D-A	P	SIT	VT-2	Po	To		599
		-----		---	---		-----	-----		
		D1.10		I	SHT		TABLE 4	TABLE 5		
18-CC-2-033-152-3	M2-0229-A	D1.10	D-A	P	SIT	VT-2	Po	To		600
		-----		---	---		-----	-----		
		D1.10		I	SHT		TABLE 4	TABLE 5		
6-CC-2-035-152-3	M2-0229-A	D1.10	D-A	P	SIT	VT-2	Po	To		601
		-----		---	---		-----	-----		
		D1.10		I	SHT		TABLE 4	TABLE 5		
6-CC-2-040-152-3	M2-0229-A	D1.10	D-A	P	SIT	VT-2	Po	To		602
		-----		---	---		-----	-----		
		D1.10		I	SHT		TABLE 4	TABLE 5		
4-CC-2-041-152-3	M2-0229-A	D1.10	D-A	P	SIT	VT-2	Po	To		603
		-----		---	---		-----	-----		
		D1.10		I	SHT		TABLE 4	TABLE 5		
24-CC-2-043-152-3	M2-0229	D1.10	D-A	P	SIT	VT-2	Po	To		604
		-----		---	---		-----	-----		
		D1.10		I	SHT		TABLE 4	TABLE 5		
24-CC-2-044-152-3	M2-0229	D1.10	D-A	P	SIT	VT-2	Po	To		605
		-----		---	---		-----	-----		
		D1.10		I	SHT		TABLE 4	TABLE 5		
10-CC-2-045-152-3	M2-0229	D1.10	D-A	P	SIT	VT-2	Po	To		606
		-----		---	---		-----	-----		
		D1.10		I	SHT		TABLE 4	TABLE 5		

UNIT 2 ASME SECTION XI INSERVICE PRESSURE  
TEST LINE LIST  
TABLE 9

Line/Component No.	Flow Diagram No.	ASME Item	Exam CAT	Test Freq.	Type Test	Exam Method	Test Pressure	Test Temp.	Notes/Comments	REC NO.
-----	-----	----	----	-----	----	-----	-----	-----	-----	----
** COMPONENT COOLING WATER (CC)										
24-CC-2-046-152-3	M2-0229	D1.10	D-A	P	SIT	VT-2	Po	To		607
		-----		---	---		-----	-----		
		D1.10		I	SHT		TABLE 4	TABLE 5		
24-CC-2-047-152-3	M2-0229	D1.10	D-A	P	SIT	VT-2	Po	To		608
		-----		---	---		-----	-----		
		D1.10		I	SHT		TABLE 4	TABLE 5		
8-CC-2-048-152-3	M2-0229-A	D1.10	D-A	P	SIT	VT-2	Po	To		609
		-----		---	---		-----	-----		
		D1.10		I	SHT		TABLE 4	TABLE 5		
8-CC-2-049-152-3	M2-0229-A	D1.10	D-A	P	SIT	VT-2	Po	To		610
		-----		---	---		-----	-----		
		D1.10		I	SHT		TABLE 4	TABLE 5		
24-CC-2-050-152-3	M2-0229	D1.10	D-A	P	SIT	VT-2	Po	To		611
		-----		---	---		-----	-----		
		D1.10		I	SHT		TABLE 4	TABLE 5		
24-CC-2-051-152-3	M2-0229	D1.10	D-A	P	SIT	VT-2	Po	To		612
		-----		---	---		-----	-----		
		D1.10		I	SHT		TABLE 4	TABLE 5		
2-CC-2-052-152-3	M2-0229	D1.10	D-A	P	SIT	VT-2	Po	To		613
		-----		---	---		-----	-----		
		D1.10		I	SHT		TABLE 4	TABLE 5		
2-CC-2-053-152-3	M2-0229	D1.10	D-A	P	SIT	VT-2	Po	To		614
		-----		---	---		-----	-----		
		D1.10		I	SHT		TABLE 4	TABLE 5		
24-CC-2-055-152-3	M2-0229	D1.10	D-A	P	SIT	VT-2	Po	To		615
		-----		---	---		-----	-----		
		D1.10		I	SHT		TABLE 4	TABLE 5		

UNIT 2 ASME SECTION XI INSERVICE PRESSURE  
TEST LINE LIST  
TABLE 9

Line/Component No.	Flow Diagram No.	ASME Item	Exam CAT	Test Freq.	Type Test	Exam Method	Test Pressure	Test Temp.	Notes/Comments	REC NO.
=====	=====	=====	=====	=====	=====	=====	=====	=====	=====	=====
** COMPONENT COOLING WATER (CC)										
24-CC-2-056-152-3	M2-0229	D1.10	D-A	P	SIT	VT-2	Po	To		616
		-----		---	---		-----	-----		
		D1.10		I	SHT		TABLE 4	TABLE 5		
24-CC-2-057-152-3	M2-0229-B	D1.10	D-A	P	SIT	VT-2	Po	To		617
		-----		---	---		-----	-----		
		D1.10		I	SHT		TABLE 4	TABLE 5		
2-CC-2-058-152-3	M2-0229-B	D1.10	D-A	P	SIT	VT-2	Po	To		618
		-----		---	---		-----	-----		
		D1.10		I	SHT		TABLE 4	TABLE 5		
2-CC-2-059-152-3	M2-0229-B	D1.10	D-A	P	SIT	VT-2	Po	To		619
		-----		---	---		-----	-----		
		D1.10		I	SHT		TABLE 4	TABLE 5		
2-CC-2-060-152-3	M2-0229-B	D1.10	D-A	P	SIT	VT-2	Po	To		620
		-----		---	---		-----	-----		
		D1.10		I	SHT		TABLE 4	TABLE 5		
2-CC-2-061-152-3	M2-0229-B	D1.10	D-A	P	SIT	VT-2	Po	To		621
		-----		---	---		-----	-----		
		D1.10		I	SHT		TABLE 4	TABLE 5		
2-CC-2-062-152-3	M2-0229-B	D1.10	D-A	P	SIT	VT-2	Po	To		622
		-----		---	---		-----	-----		
		D1.10		I	SHT		TABLE 4	TABLE 5		
2-CC-2-063-152-3	M2-0229-B	D1.10	D-A	P	SIT	VT-2	Po	To		623
		-----		---	---		-----	-----		
		D1.10		I	SHT		TABLE 4	TABLE 5		
2-CC-2-064-152-3	M2-0229-B	D1.10	D-A	P	SIT	VT-2	Po	To		624
		-----		---	---		-----	-----		
		D1.10		I	SHT		TABLE 4	TABLE 5		



UNIT 2 ASME SECTION XI INSERVICE PRESSURE  
TEST LINE LIST  
TABLE 9

Line/Component No.	Flow Diagram No.	ASME Item	Exam CAT	Test Freq.	Type Test	Exam Method	Test Pressure	Test Temp.	Notes/Comments	REC NO.
-----	-----	----	----	-----	----	-----	-----	-----	-----	----
** COMPONENT COOLING WATER (CC)										
18-CC-2-065-152-3	M2-0229-B	D1.10	D-A	P	SIT	VT-2	Po	To		625
		-----		---	---		-----	-----		
		D1.10		I	SHT		TABLE 4	TABLE 5		
18-CC-2-066-152-3	M2-0229-B	D1.10	D-A	P	SIT	VT-2	Po	To		626
		-----		---	---		-----	-----		
		D1.10		I	SHT		TABLE 4	TABLE 5		
18-CC-2-068-152-3	M2-0229-B	D1.10	D-A	P	SIT	VT-2	Po	To		627
		-----		---	---		-----	-----		
		D1.10		I	SHT		TABLE 4	TABLE 5		
24-CC-2-070-152-3	M2-0229 M2-0230	D1.10	D-A	P	SIT	VT-2	Po	To		628
		-----		---	---		-----	-----		
		D1.10		I	SHT		TABLE 4	TABLE 5		
2-CC-2-075-152-3	M2-0229-A	D1.10	D-A	P	SIT	VT-2	Po	To		629
		-----		---	---		-----	-----		
		D1.10		I	SHT		TABLE 4	TABLE 5		
2-CC-2-076-152-3	M2-0229-B	D1.10	D-A	P	SIT	VT-2	Po	To		630
		-----		---	---		-----	-----		
		D1.10		I	SHT		TABLE 4	TABLE 5		
18-CC-2-077-152-3	M2-0229-A	D1.10	D-A	P	SIT	VT-2	Po	To		631
		-----		---	---		-----	-----		
		D1.10		I	SHT		TABLE 4	TABLE 5		
18-CC-2-078-152-3	M2-0229-B	D1.10	D-A	P	SIT	VT-2	Po	To		632
		-----		---	---		-----	-----		
		D1.10		I	SHT		TABLE 4	TABLE 5		
2-CC-2-080-152-3	M2-0230	D1.10	D-A	P	SIT	VT-2	Po	To		633
		-----		---	---		-----	-----		
		D1.10		I	SHT		TABLE 4	TABLE 5		

UNIT 2 ASME SECTION XI INSERVICE PRESSURE  
TEST LINE LIST  
TABLE 9

Line/Component No.	Flow Diagram No.	ASME Item	Exam CAT	Test Freq.	Type Test	Exam Method	Test Pressure	Test Temp.	Notes/Comments	REC NO.
=====	=====	=====	=====	=====	=====	=====	=====	=====	=====	=====
** COMPONENT COOLING WATER (CC)										
2-CC-2-085-152-3	M2-0230	D1.10	D-A	P	SIT	VT-2	Po	To		634
		-----		---	---		-----	-----		
		D1.10		I	SHT		TABLE 4	TABLE 5		
24-CC-2-087-152-3	M2-0229	D1.10	D-A	P	SIT	VT-2	Po	To		635
		-----		---	---		-----	-----		
		D1.10		I	SHT		TABLE 4	TABLE 5		
6-CC-2-093-152-3	M2-0230	D1.10	D-A	P	SIT	VT-2	Po	To		636
		-----		---	---		-----	-----		
		D1.10		I	SHT		TABLE 4	TABLE 5		
1-CC-2-094-152-3	M2-0229-A	D1.10	D-A	P	SIT	VT-2	Po	To		1801
		-----		---	---		-----	-----		
		D1.10		I	SHT		TABLE 4	TABLE 5		
3/4-CC-2-095-152-3	M2-0229-A	D1.10	D-A	P	SIT	VT-2	Po	To		1802
		-----		---	---		-----	-----		
		D1.10		I	SHT		TABLE 4	TABLE 5		
1-CC-2-096-152-3	M2-0229-A	D1.10	D-A	P	SIT	VT-2	Po	To		637
		-----		---	---		-----	-----		
		D1.10		I	SHT		TABLE 4	TABLE 5		
2-CC-2-097-152-3	M2-0229-A	D1.10	D-A	P	SIT	VT-2	Po	To		638
		-----		---	---		-----	-----		
		D1.10		I	SHT		TABLE 4	TABLE 5		
3/4-CC-2-098-152-3	M2-0229-B	D1.10	D-A	P	SIT	VT-2	Po	To		1803
		-----		---	---		-----	-----		
		D1.10		I	SHT		TABLE 4	TABLE 5		
1-CC-2-099-152-3	M2-0229-B	D1.10	D-A	P	SIT	VT-2	Po	To		1804
		-----		---	---		-----	-----		
		D1.10		I	SHT		TABLE 4	TABLE 5		

UNIT 2 ASME SECTION XI INSERVICE PRESSURE  
TEST LINE LIST  
TABLE 9

Line/Component No.	Flow Diagram No.	ASME Item	Exam CAT	Test Freq.	Type Test	Exam Method	Test Pressure	Test Temp.	Notes/Comments	REC NO.
-----	-----	----	----	-----	----	-----	-----	-----	-----	----
** COMPONENT COOLING WATER (CC)										
1-CC-2-100-152-3	M2-0229-B	D1.10	D-A	P	SIT	VT-2	Po	To		639
		-----		---	---		-----	-----		
		D1.10		I	SHT		TABLE 4	TABLE 5		
2-CC-2-101-152-3	M2-0229-A	D1.10	D-A	P	SIT	VT-2	Po	To		640
		-----		---	---		-----	-----		
		D1.10		I	SHT		TABLE 4	TABLE 5		
6-CC-2-105-152-3	M2-0229-B	D1.10	D-A	P	SIT	VT-2	Po	To		641
		-----		---	---		-----	-----		
		D1.10		I	SHT		TABLE 4	TABLE 5		
6-CC-2-106-152-3	M2-0230	D1.10	D-A	P	SIT	VT-2	Po	To		642
		-----		---	---		-----	-----		
		D1.10		I	SHT		TABLE 4	TABLE 5		
6-CC-2-107-152-3	M2-0229-B	D1.10	D-A	P	SIT	VT-2	Po	To		643
		-----		---	---		-----	-----		
		D1.10		I	SHT		TABLE 4	TABLE 5		
10-CC-2-109-152-3	M2-0230	D1.10	D-A	P	SIT	VT-2	Po	To		644
		-----		---	---		-----	-----		
		D1.10		I	SHT		TABLE 4	TABLE 5		
16-CC-2-110-152-3	M2-0230	D1.10	D-A	P	SIT	VT-2	Po	To		645
		-----		---	---		-----	-----		
		D1.10		I	SHT		TABLE 4	TABLE 5		
3/4-CC-2-111-152-3	M2-0229	D1.10	D-A	P	SIT	VT-2	Po	To		646
		-----		---	---		-----	-----		
		D1.10		I	SHT		TABLE 4	TABLE 5		
3/4-CC-2-113-152-3	M2-0230-A	D1.10	D-A	P	SIT	VT-2	Po	To		647
		-----		---	---		-----	-----		
		D1.10		I	SHT		TABLE 4	TABLE 5		

UNIT 2 ASME SECTION XI INSERVICE PRESSURE  
TEST LINE LIST  
TABLE 9

Line/Component No.	Flow Diagram No.	ASME Item	Exam CAT	Test Freq.	Type Test	Exam Method	Test Pressure	Test Temp.	Notes/Comments	REC NO.
=====	=====	=====	=====	=====	=====	=====	=====	=====	=====	=====
** COMPONENT COOLING WATER (CC)										
10-CC-2-115-152-3	M2-0230	D1.10	D-A	P	SIT	VT-2	Po	To		648
		-----		---	---		-----	-----		
		D1.10		I	SHT		TABLE 4	TABLE 5		
12-CC-2-116-152-3	M2-0230	D1.10	D-A	P	SIT	VT-2	Po	To		649
		-----		---	---		-----	-----		
		D1.10		I	SHT		TABLE 4	TABLE 5		
3/4-CC-2-118-152-3	M2-0230	D1.10	D-A	P	SIT	VT-2	Po	To		650
		-----		---	---		-----	-----		
		D1.10		I	SHT		TABLE 4	TABLE 5		
6-CC-2-120-152-3	M2-0230	D1.10	D-A	P	SIT	VT-2	Po	To		651
		-----		---	---		-----	-----		
		D1.10		I	SHT		TABLE 4	TABLE 5		
2-CC-2-121-152-3	M2-0229-B	D1.10	D-A	P	SIT	VT-2	Po	To		652
		-----		---	---		-----	-----		
		D1.10		I	SHT		TABLE 4	TABLE 5		
2-CC-2-122-152-3	M2-0229-B	D1.10	D-A	P	SIT	VT-2	Po	To		653
		-----		---	---		-----	-----		
		D1.10		I	SHT		TABLE 4	TABLE 5		
6-CC-2-123-152-3	M2-0230	D1.10	D-A	P	SIT	VT-2	Po	To		654
		-----		---	---		-----	-----		
		D1.10		I	SHT		TABLE 4	TABLE 5		
2-CC-2-124-152-3	M2-0230-A	D1.10	D-A	P	SIT	VT-2	Po	To		655
		-----		---	---		-----	-----		
		D1.10		I	SHT		TABLE 4	TABLE 5		
2-CC-2-125-152-3	M2-0230-A	D1.10	D-A	P	SIT	VT-2	Po	To		656
		-----		---	---		-----	-----		
		D1.10		I	SHT		TABLE 4	TABLE 5		

UNIT 2 ASME SECTION XI INSERVICE PRESSURE  
TEST LINE LIST  
TABLE 9

Line/Component No.	Flow Diagram No.	ASME Item	Exam CAT	Test Freq.	Type Test	Exam Method	Test Pressure	Test Temp.	Notes/Comments	REC NO.
=====	=====	=====	=====	=====	=====	=====	=====	=====	=====	=====
** COMPONENT COOLING WATER (CC)										
12-CC-2-126-152-3	M2-0230	D1.10	D-A	P	SIT	VT-2	Po	To		657
		-----		---	---		-----	-----		
		D1.10		I	SHT		TABLE 4	TABLE 5		
2-CC-2-128-152-3	M2-0230	D1.10	D-A	P	SIT	VT-2	Po	To		658
		-----		---	---		-----	-----		
		D1.10		I	SHT		TABLE 4	TABLE 5		
2-CC-2-130-152-3	M2-0230	D1.10	D-A	P	SIT	VT-2	Po	To		659
		-----		---	---		-----	-----		
		D1.10		I	SHT		TABLE 4	TABLE 5		
8-CC-2-131-152-3	M2-0230-A	D1.10	D-A	P	SIT	VT-2	Po	To		660
		-----		---	---		-----	-----		
		D1.10		I	SHT		TABLE 4	TABLE 5		
6-CC-2-132-152-3	M2-0230-A	D1.10	D-A	P	SIT	VT-2	Po	To		661
		-----		---	---		-----	-----		
		D1.10		I	SHT		TABLE 4	TABLE 5		
20-CC-2-133-152-3	M2-0230	D1.10	D-A	P	SIT	VT-2	Po	To		1805
		-----		---	---		-----	-----		
		D1.10		I	SHT		TABLE 4	TABLE 5		
3-CC-2-134-152-3	M2-0229-A	D1.10	D-A	P	SIT	VT-2	Po	To		1771
		-----		---	---		-----	-----		
		D1.10		I	SHT		TABLE 4	TABLE 5		
3-CC-2-137-152-3	M2-0229-A	D1.10	D-A	P	SIT	VT-2	Po	To		1772
		-----		---	---		-----	-----		
		D1.10		I	SHT		TABLE 4	TABLE 5		
4-CC-2-138-152-3	M2-0229-A	D1.10	D-A	P	SIT	VT-2	Po	To		662
		-----		---	---		-----	-----		
		D1.10		I	SHT		TABLE 4	TABLE 5		

UNIT 2 ASME SECTION XI INSERVICE PRESSURE  
TEST LINE LIST  
TABLE 9

Line/Component No.	Flow Diagram No.	ASME Item	Exam CAT	Test Freq.	Type Test	Exam Method	Test Pressure	Test Temp.	Notes/Comments	REC NO.
=====	=====	=====	=====	=====	=====	=====	=====	=====	=====	=====
** COMPONENT COOLING WATER (CC)										
4-CC-2-139-152-3	M2-0229-B	D1.10	D-A	P	SIT	VT-2	Po	To		663
		-----		---	---		-----	-----		
		D1.10		I	SHT		TABLE 4	TABLE 5		
3-CC-2-141-152-3	M2-0229-B	D1.10	D-A	P	SIT	VT-2	Po	To		1773
		-----		---	---		-----	-----		
		D1.10		I	SHT		TABLE 4	TABLE 5		
3-CC-2-142-152-3	M2-0229-B	D1.10	D-A	P	SIT	VT-2	Po	To		1774
		-----		---	---		-----	-----		
		D1.10		I	SHT		TABLE 4	TABLE 5		
4-CC-2-144-152-3	M2-0229-B	D1.10	D-A	P	SIT	VT-2	Po	To		664
		-----		---	---		-----	-----		
		D1.10		I	SHT		TABLE 4	TABLE 5		
6-CC-2-145-152-3	M2-0230-A	D1.10	D-A	P	SIT	VT-2	Po	To		665
		-----		---	---		-----	-----		
		D1.10		I	SHT		TABLE 4	TABLE 5		
6-CC-2-146-152-3	M2-0230-A	D1.10	D-A	P	SIT	VT-2	Po	To		666
		-----		---	---		-----	-----		
		D1.10		I	SHT		TABLE 4	TABLE 5		
4-CC-2-148-152-3	M2-0230-A	D1.10	D-A	P	SIT	VT-2	Po	To		667
		-----		---	---		-----	-----		
		D1.10		I	SHT		TABLE 4	TABLE 5		
8-CC-2-149-152-3	M2-0230-A	D1.10	D-A	P	SIT	VT-2	Po	To		668
		-----		---	---		-----	-----		
		D1.10		I	SHT		TABLE 4	TABLE 5		
1 1/2-CC-2-150-152-3	M2-0230	D1.10	D-A	P	SIT	VT-2	Po	To		1748
		-----		---	---		-----	-----		
		D1.10		I	SHT		TABLE 4	TABLE 5		

UNIT 2 ASME SECTION XI INSERVICE PRESSURE  
TEST LINE LIST  
TABLE 9

Line/Component No.	Flow Diagram No.	ASME Item	Exam CAT	Test Freq.	Type Test	Exam Method	Test Pressure	Test Temp.	Notes/Comments	REC NG.
=====	=====	=====	=====	=====	=====	=====	=====	=====	=====	=====
** COMPONENT COOLING WATER (CC)										
1 1/2-CC-2-151-152-3	M2-0230	D1.10	D-A	P	SIT	VT-2	Po	To		1749
		-----		---	---		-----	-----		
		D1.10		I	SHT		TABLE 4	TABLE 5		
1 1/2-CC-2-152-152-3	M2-0230	D1.10	D-A	P	SIT	VT-2	Po	To		1750
		-----		---	---		-----	-----		
		D1.10		I	SHT		TABLE 4	TABLE 5		
1 1/2-CC-2-153-152-3	M2-0230	D1.10	D-A	P	SIT	VT-2	Po	To		1751
		-----		---	---		-----	-----		
		D1.10		I	SHT		TABLE 4	TABLE 5		
2-CC-2-154-152-3	M2-0230	D1.10	D-A	P	SIT	VT-2	Po	To		1752
		-----		---	---		-----	-----		
		D1.10		I	SHT		TABLE 4	TABLE 5		
12-CC-2-155-152-3	M2-0230 M2-0230-A	D1.10	D-A	P	SIT	VT-2	Po	To		669
		-----		---	---		-----	-----		
		D1.10		I	SHT		TABLE 4	TABLE 5		
10-CC-2-156-152-3	M2-0230	D1.10	D-A	P	SIT	VT-2	Po	To		670
		-----		---	---		-----	-----		
		D1.10		I	SHT		TABLE 4	TABLE 5		
1 1/2-CC-2-157-152-3	M2-0230	D1.10	D-A	P	SIT	VT-2	Po	To		1753
		-----		---	---		-----	-----		
		D1.10		I	SHT		TABLE 4	TABLE 5		
16-CC-2-158-152-3	M2-0230	D1.10	D-A	P	SIT	VT-2	Po	To		671
		-----		---	---		-----	-----		
		D1.10		I	SHT		TABLE 4	TABLE 5		
12-CC-2-159-152-3	M2-0230 M2-0230-A	D1.10	D-A	P	SIT	VT-2	Po	To		672
		-----		---	---		-----	-----		
		D1.10		I	SHT		TABLE 4	TABLE 5		

UNIT 2 ASME SECTION XI INSERVICE PRESSURE  
TEST LINE LIST  
TABLE 9

Line/Component No.	Flow Diagram No.	ASME Item	Exam CAT	Test Freq.	Type Test	Exam Method	Test Pressure	Test Temp.	Notes/Comments	REC NO.
=====	=====	=====	=====	=====	=====	=====	=====	=====	=====	=====
** COMPONENT COOLING WATER (CC)										
8-CC-2-160-152-3	M2-0230-A	D1.10	D-A	P	SIT	VT-2	Po	To		673
		-----		---	---		-----	-----		
		D1.10		I	SHT		TABLE 4	TABLE 5		
4-CC-2-161-152-3	M2-0230-A	D1.10	D-A	P	SIT	VT-2	Po	To		674
	M2-0231	-----		---	---		-----	-----		
		D1.10		I	SHT		TABLE 4	TABLE 5		
3-CC-2-162-152-3	M2-0230	D1.10	D-A	P	SIT	VT-2	Po	To		675
		-----		---	---		-----	-----		
		D1.10		I	SHT		TABLE 4	TABLE 5		
6-CC-2-163-152-3	M2-0230	D1.10	D-A	P	SIT	VT-2	Po	To		676
		-----		---	---		-----	-----		
		D1.10		I	SHT		TABLE 4	TABLE 5		
10-CC-2-164-152-3	M2-0230	D1.10	D-A	P	SIT	VT-2	Po	To		677
		-----		---	---		-----	-----		
		D1.10		I	SHT		TABLE 4	TABLE 5		
6-CC-2-165-152-3	M2-0230	D1.10	D-A	P	SIT	VT-2	Po	To		678
		-----		---	---		-----	-----		
		D1.10		I	SHT		TABLE 4	TABLE 5		
4-CC-2-166-152-3	M2-0230-A	D1.10	D-A	P	SIT	VT-2	Po	To		679
		-----		---	---		-----	-----		
		D1.10		I	SHT		TABLE 4	TABLE 5		
6-CC-2-167-152-3	M2-0230-A	D1.10	D-A	P	SIT	VT-2	Po	To		680
		-----		---	---		-----	-----		
		D1.10		I	SHT		TABLE 4	TABLE 5		
2-CC-2-170-152-3	M2-0230	D1.10	D-A	P	SIT	VT-2	Po	To		681
		-----		---	---		-----	-----		
		D1.10		I	SHT		TABLE 4	TABLE 5		



UNIT 2 ASME SECTION XI INSERVICE PRESSURE  
TEST LINE LIST  
TABLE 9

Line/Component No.	Flow Diagram No.	ASME Item	Exam CAT	Test Freq.	Type Test	Exam Method	Test Pressure	Test Temp.	Notes/Comments	REC NO.
-----	-----	----	----	-----	----	-----	-----	-----	-----	----
** COMPONENT COOLING WATER (CC)										
4-CC-2-173-152-3	M2-0230-A	D1.10	D-A	P	SIT	VT-2	Po	To		682
		-----		---	---		-----	-----		
		D1.10		I	SHT		TABLE 4	TABLE 5		
8-CC-2-174-152-3	M2-0230-A	D1.10	D-A	P	SIT	VT-2	Po	To		683
		-----		---	---		-----	-----		
		D1.10		I	SHT		TABLE 4	TABLE 5		
3/4-CC-2-177-152-3	M2-0230	D1.10	D-A	P	SIT	VT-2	Po	To		1754
		-----		---	---		-----	-----		
		D1.10		I	SHT		TABLE 4	TABLE 5		
3/4-CC-2-178-152-3	M2-0230	D1.10	D-A	P	SIT	VT-2	Po	To		1755
		-----		---	---		-----	-----		
		D1.10		I	SHT		TABLE 4	TABLE 5		
3/4-CC-2-179-152-3	M2-0230	D1.10	D-A	P	SIT	VT-2	Po	To		1756
		-----		---	---		-----	-----		
		D1.10		I	SHT		TABLE 4	TABLE 5		
3/4-CC-2-180-152-3	M2-0230	D1.10	D-A	P	SIT	VT-2	Po	To		1757
		-----		---	---		-----	-----		
		D1.10		I	SHT		TABLE 4	TABLE 5		
4-CC-2-190-152-2	M2-0230-A	C7.30	C-H	P	SIT	VT-2	Po	To	(2)	685
	M2-0231-A	-----		---	---		-----	-----		
		C7.40		I	SHT		TABLE 4	TABLE 5		
4-CC-2-192-152-2	M2-0231-A	C7.30	C-H	P	SIT	VT-2	Po	To	(2)	686
		-----		---	---		-----	-----		
		C7.40		I	SHT		TABLE 4	TABLE 5		
4-CC-2-193-152-2	M2-0231-A	C7.30	C-H	P	SIT	VT-2	Po	To	(2)	687
		-----		---	---		-----	-----		
		C7.40		I	SHT		TABLE 4	TABLE 5		

UNIT 2 ASME SECTION XI INSERVICE PRESSURE  
TEST LINE LIST  
TABLE 9

Line/Component No.	Flow Diagram No.	ASME Item	Exam CAT	Test Freq.	Type Test	Exam Method	Test Pressure	Test Temp.	Notes/Comments	REC NO.
=====	=====	=====	=====	=====	=====	=====	=====	=====	=====	=====
** COMPONENT COOLING WATER (CC)										
4-CC-2-194-152-2	M2-0231-A	C7.30	C-H	P	SIT	VT-2	Po	To		1806
		-----		---	---		-----	-----		
		C7.40		I	SHT		TABLE 4	TABLE 5		
4-CC-2-195-152-2	M2-0231-A	C7.30	C-H	P	SIT	VT-2	Po	To		688
		-----		---	---		-----	-----		
		C7.40		I	SHT		TABLE 4	TABLE 5		
4-CC-2-196-152-2	M2-0230-A M2-0231-A	C7.30	C-H	P	SIT	VT-2	Po	To	(2)	689
		-----		---	---		-----	-----		
		C7.40		I	SHT		TABLE 4	TABLE 5		
4-CC-2-197-152-2	M2-0231-A	C7.30	C-H	P	SIT	VT-2	Po	To		690
		-----		---	---		-----	-----		
		C7.40		I	SHT		TABLE 4	TABLE 5		
4-CC-2-198-2503-3	M2-0231	D1.10	D-A	P	SIT	VT-2	Po	To		691
		-----		---	---		-----	-----		
		D1.10		I	SHT		TABLE 4	TABLE 5		
4-CC-2-199-2503-2	M2-0230-A M2-0231	C7.30	C-H	P	SIT	VT-2	Po	To	(2)	692
		-----		---	---		-----	-----		
		C7.40		I	SHT		TABLE 4	TABLE 5		
4-CC-2-200-152-3	M2-0230-A	D1.10	D-A	P	SIT	VT-2	Po	To		693
		-----		---	---		-----	-----		
		D1.10		I	SHT		TABLE 4	TABLE 5		
8-CC-2-201-152-3	M2-0231	D1.10	D-A	P	SIT	VT-2	Po	To		694
		-----		---	---		-----	-----		
		D1.10		I	SHT		TABLE 4	TABLE 5		
8-CC-2-202-152-3	M2-0230-A	D1.10	D-A	P	SIT	VT-2	Po	To		695
		-----		---	---		-----	-----		
		D1.10		I	SHT		TABLE 4	TABLE 5		

UNIT 2 ASME SECTION XI INSERVICE PRESSURE  
TEST LINE LIST  
TABLE 9

Line/Component No.	Flow Diagram No.	ASME Item	Exam CAT	Test Freq.	Type Test	Exam Method	Test Pressure	Test Temp.	Notes/Comments	REC NO.
=====	=====	=====	=====	=====	=====	=====	=====	=====	=====	=====
** COMPONENT COOLING WATER (CC)										
8-CC-2-203-152-2	M2-0230-A M2-0231	C7.30 ----- C7.40	C-H	P ----- I	SIT ----- SHT	VT-2	Po ----- TABLE 4	To ----- TABLE 5	(2)	696
6-CC-2-204-152-3	M2-0231	D1.10 ----- D1.10	D-A	P ----- I	SIT ----- SHT	VT-2	Po ----- TABLE 4	To ----- TABLE 5		697
4-CC-2-205-152-3	M2-0231	D1.10 ----- D1.10	D-A	P ----- I	SIT ----- SHT	VT-2	Po ----- TABLE 4	To ----- TABLE 5		698
4-CC-2-206-152-3	M2-0231	D1.10 ----- D1.10	D-A	P ----- I	SIT ----- SHT	VT-2	Po ----- TABLE 4	To ----- TABLE 5		699
3-CC-2-207-152-3	M2-0231	D1.10 ----- D1.10	D-A	P ----- I	SIT ----- SHT	VT-2	Po ----- TABLE 4	To ----- TABLE 5		700
3-CC-2-208-152-3	M2-0231	D1.10 ----- D1.10	D-A	P ----- I	SIT ----- SHT	VT-2	Po ----- TABLE 4	To ----- TABLE 5		701
4-CC-2-209-152-3	M2-0231	D1.10 ----- D1.10	D-A	P ----- I	SIT ----- SHT	VT-2	Po ----- TABLE 4	To ----- TABLE 5		702
3-CC-2-211-152-3	M2-0231	D1.10 ----- D1.10	D-A	P ----- I	SIT ----- SHT	VT-2	Po ----- TABLE 4	To ----- TABLE 5		703
4-CC-2-212-152-3	M2-0231	D1.10 ----- D1.10	D-A	P ----- I	SIT ----- SHT	VT-2	Po ----- TABLE 4	To ----- TABLE 5		704

UNIT 2 ASME SECTION XI INSERVICE PRESSURE  
TEST LINE LIST  
TABLE 9

Line/Component No.	Flow Diagram No.	ASME Item	Exam CAT	Test Freq.	Type Test	Exam Method	Test Pressure	Test Temp.	Notes/Comments	REC NO.
=====	=====	=====	=====	=====	=====	=====	=====	=====	=====	=====
** COMPONENT COOLING WATER (CC)										
3/4-CC-2-213-152-3	M2-0231	D1.10	D-A	P	SIT	VT-2	Po	To		705
		-----		---	---		-----	-----		
		D1.10		I	SHT		TABLE 4	TABLE 5		
3/4-CC-2-214-152-3	M2-0231	D1.10	D-A	P	SIT	VT-2	Po	To		706
		-----		---	---		-----	-----		
		D1.10		I	SHT		TABLE 4	TABLE 5		
3-CC-2-215-2503-3	M2-0231	D1.10	D-A	P	SIT	VT-2	Po	To		707
		-----		---	---		-----	-----		
		D1.10		I	SHT		TABLE 4	TABLE 5		
2-CC-2-216-2503-3	M2-0231	D1.10	D-A	P	SIT	VT-2	Po	To		708
		-----		---	---		-----	-----		
		D1.10		I	SHT		TABLE 4	TABLE 5		
3-CC-2-217-2503-3	M2-0231	D1.10	D-A	P	SIT	VT-2	Po	To		709
		-----		---	---		-----	-----		
		D1.10		I	SHT		TABLE 4	TABLE 5		
2-CC-2-219-2503-3	M2-0231	D1.10	D-A	P	SIT	VT-2	Po	To		710
		-----		---	---		-----	-----		
		D1.10		I	SHT		TABLE 4	TABLE 5		
2-CC-2-220-2503-3	M2-0231	D1.10	D-A	P	SIT	VT-2	Po	To		711
		-----		---	---		-----	-----		
		D1.10		I	SHT		TABLE 4	TABLE 5		
2-CC-2-221-2503-3	M2-0231	D1.10	D-A	P	SIT	VT-2	Po	To		712
		-----		---	---		-----	-----		
		D1.10		I	SHT		TABLE 4	TABLE 5		
2-CC-2-222-2503-3	M2-0231	D1.10	D-A	P	SIT	VT-2	Po	To		713
		-----		---	---		-----	-----		
		D1.10		I	SHT		TABLE 4	TABLE 5		

UNIT 2 ASME SECTION XI INSERVICE PRESSURE  
TEST LINE LIST  
TABLE 9

Line/Component No. =====	Flow Diagram No. =====	ASME Item ----	Exam CAT ----	Test Freq. -----	Type Test ----	Exam Method -----	Test Pressure -----	Test Temp. -----	Notes/Comments =====	REC NO. ----
** COMPONENT COOLING WATER (CC)										
2-CC-2-223-2503-3	M2-0231	D1.10	D-A	P	SIT	VT-2	Po	To		714
		-----		---	---		-----	-----		
		D1.10		I	SHT		TABLE 4	TABLE 5		
3/4-CC-2-224-152-3	M2-0231	D1.10	D-A	P	SIT	VT-2	Po	To		715
		-----		---	---		-----	-----		
		D1.10		I	SHT		TABLE 4	TABLE 5		
3/4-CC-2-225-152-3	M2-0231	D1.10	D-A	P	SIT	VT-2	Po	To		716
		-----		---	---		-----	-----		
		D1.10		I	SHT		TABLE 4	TABLE 5		
3-CC-2-226-152-3	M2-0231	D1.10	D-A	P	SIT	VT-2	Po	To		717
		-----		---	---		-----	-----		
		D1.10		I	SHT		TABLE 4	TABLE 5		
4-CC-2-227-152-3	M2-0231	D1.10	D-A	P	SIT	VT-2	Po	To		718
		-----		---	---		-----	-----		
		D1.10		I	SHT		TABLE 4	TABLE 5		
4-CC-2-228-152-3	M2-0231	D1.10	D-A	P	SIT	VT-2	Po	To		719
		-----		---	---		-----	-----		
		D1.10		I	SHT		TABLE 4	TABLE 5		
4-CC-2-229-152-3	M2-0231	D1.10	D-A	P	SIT	VT-2	Po	To		720
		-----		---	---		-----	-----		
		D1.10		I	SHT		TABLE 4	TABLE 5		
3-CC-2-230-152-3	M2-0231	D1.10	D-A	P	SIT	VT-2	Po	To		721
		-----		---	---		-----	-----		
		D1.10		I	SHT		TABLE 4	TABLE 5		
3-CC-2-231-152-3	M2-0231	D1.10	D-A	P	SIT	VT-2	Po	To		722
		-----		---	---		-----	-----		
		D1.10		I	SHT		TABLE 4	TABLE 5		

UNIT 2 ASME SECTION XI INSERVICE PRESSURE  
TEST LINE LIST  
TABLE 9

Line/Component No.	Flow Diagram No.	ASME Item	Exam CAT	Test Freq.	Type Test	Exam Method	Test Pressure	Test Temp.	Notes/Comments	REC NO.
=====	=====	----	----	-----	----	-----	-----	-----	=====	----
** COMPONENT COOLING WATER (CC)										
3-CC-2-232-152-3	M2-0231	D1.10	D-A	P	SIT	VT-2	Po	To		723
		-----		---	---		-----	-----		
		D1.10		I	SHT		TABLE 4	TABLE 5		
4-CC-2-233-152-3	M2-0231	D1.10	D-A	P	SIT	VT-2	Po	To		724
		-----		---	---		-----	-----		
		D1.10		I	SHT		TABLE 4	TABLE 5		
3-CC-2-234-152-3	M2-0231	D1.10	D-A	P	SIT	VT-2	Po	To		725
		-----		---	---		-----	-----		
		D1.10		I	SHT		TABLE 4	TABLE 5		
4-CC-2-235-152-3	M2-0231	D1.10	D-A	P	SIT	VT-2	Po	To		726
		-----		---	---		-----	-----		
		D1.10		I	SHT		TABLE 4	TABLE 5		
3-CC-2-236-152-3	M2-0231	D1.10	D-A	P	SIT	VT-2	Po	To		727
		-----		---	---		-----	-----		
		D1.10		I	SHT		TABLE 4	TABLE 5		
3-CC-2-237-152-3	M2-0231	D1.10	D-A	P	SIT	VT-2	Po	To		728
		-----		---	---		-----	-----		
		D1.10		I	SHT		TABLE 4	TABLE 5		
3-CC-2-238-152-3	M2-0231	D1.10	D-A	P	SIT	VT-2	Po	To		729
		-----		---	---		-----	-----		
		D1.10		I	SHT		TABLE 4	TABLE 5		
4-CC-2-239-152-3	M2-0231	D1.10	D-A	P	SIT	VT-2	Po	To		730
		-----		---	---		-----	-----		
		D1.10		I	SHT		TABLE 4	TABLE 5		
3/4-CC-2-240-152-3	M2-0231	D1.10	D-A	P	SIT	VT-2	Po	To		731
		-----		---	---		-----	-----		
		D1.10		I	SHT		TABLE 4	TABLE 5		

UNIT 2 ASME SECTION XI INSERVICE PRESSURE  
TEST LINE LIST  
TABLE 9

Line/Component No.	Flow Diagram No.	ASME Item	Exam CAT	Test Freq.	Type Test	Exam Method	Test Pressure	Test Temp.	Notes/Comments	REC NO.
=====	=====	----	----	-----	----	-----	-----	-----	=====	----
** COMPONENT COOLING WATER (CC)										
3/4-CC-2-241-152-3	M2-0231	D1.10	D-A	P	SIT	VT-2	Po	To		732
		-----		---	---		-----	-----		
		D1.10		I	SHT		TABLE 4	TABLE 5		
4-CC-2-242-152-3	M2-0231	D1.10	D-A	P	SIT	VT-2	Po	To		733
		-----		---	---		-----	-----		
		D1.10		I	SHT		TABLE 4	TABLE 5		
2-CC-2-244-2503-3	M2-0231	D1.10	D-A	P	SIT	VT-2	Po	Tc		734
		-----		---	---		-----	-----		
		D1.10		I	SHT		TABLE 4	TABLE 5		
4-CC-2-245-152-3	M2-0231	D1.10	D-A	P	SIT	VT-2	Po	To		735
		-----		---	---		-----	-----		
		D1.10		I	SHT		TABLE 4	TABLE 5		
6-CC-2-246-152-3	M2-0231	D1.10	D-A	P	SIT	VT-2	Po	To		736
		-----		---	---		-----	-----		
		D1.10		I	SHT		TABLE 4	TABLE 5		
4-CC-2-247-152-3	M2-0231	D1.10	D-A	P	SIT	VT-2	Po	To		737
		-----		---	---		-----	-----		
		D1.10		I	SHT		TABLE 4	TABLE 5		
2-CC-2-248-152-3	M2-0231	D1.10	D-A	P	SIT	VT-2	Po	To		738
		-----		---	---		-----	-----		
		D1.10		I	SHT		TABLE 4	TABLE 5		
8-CC-2-249-152-3	M2-0231	D1.10	D-A	P	SIT	VT-2	Po	To		739
		-----		---	---		-----	-----		
		D1.10		I	SHT		TABLE 4	TABLE 5		
8-CC-2-250-152-2	M2-0230-A	C7.30	C-H	P	SIT	VT-2	Po	To	(2)	740
	M2-0231	-----		---	---		-----	-----		
		C7.40		I	SHT		TABLE 4	TABLE 5		

UNIT 2 ASME SECTION XI INSERVICE PRESSURE  
TEST LINE LIST  
TABLE 9

Line/Component No.	Flow Diagram No.	ASME Item	Exam CAT	Test Freq.	Type Test	Exam Method	Test Pressure	Test Temp.	Notes/Comments	REC NO.
** COMPONENT COOLING WATER (CC) 2-CC-2-251-2503-3	M2-0231	D1.10	D-A	P	SIT	VT-2	Po	To		741
		D1.10		I	SHT		TABLE 4	TABLE 5		
2-CC-2-252-2503-3	M2-0231	D1.10	D-A	P	SIT	VT-2	Po	To		742
		D1.10		I	SHT		TABLE 4	TABLE 5		
3/4-CC-2-253-152-3	M2-0231	D1.10	D-A	P	SIT	VT-2	Po	To		743
		D1.10		I	SHT		TABLE 4	TABLE 5		
3/4-CC-2-254-152-3	M2-0231	D1.10	D-A	P	SIT	VT-2	Po	To		744
		D1.10		I	SHT		TABLE 4	TABLE 5		
4-CC-2-255-152-3	M2-0231	D1.10	D-A	P	SIT	VT-2	Po	To		745
		D1.10		I	SHT		TABLE 4	TABLE 5		
3-CC-2-256-152-3	M2-0231	D1.10	D-A	P	SIT	VT-2	Po	To		746
		D1.10		I	SHT		TABLE 4	TABLE 5		
4-CC-2-257-152-3	M2-0231	D1.10	D-A	P	SIT	VT-2	Po	To		747
		D1.10		I	SHT		TABLE 4	TABLE 5		
4-CC-2-258-152-3	M2-0231	D1.10	D-A	P	SIT	VT-2	Po	To		748
		D1.10		I	SHT		TABLE 4	TABLE 5		
3-CC-2-259-152-3	M2-0231	D1.10	D-A	P	SIT	VT-2	Po	To		749
		D1.10		I	SHT		TABLE 4	TABLE 5		



UNIT 2 ASME SECTION XI INSERVICE PRESSURE  
TEST LINE LIST  
TABLE 9

Line/Component No.	ASME Item	Exam CAT	Test Freq.	Type Test	Exam Method	Test Pressure	Test Temp.	Notes/Comments	REC NO.
** COMPONENT COOLING WATER (CC) 3-CC-2-260-152-3	D1.10	D-A	P	SIT	VT-2	Po	To		750
	-----		---	---		-----	-----		
	D1.10		I	SHT		TABLE 4	TABLE 5		
4-CC-2-261-152-3	D1.10	D-A	P	SIT	VT-2	Po	To		751
	-----		---	---		-----	-----		
	D1.10		I	SHT		TABLE 4	TABLE 5		
3-CC-2-262-152-3	D1.10	D-A	P	SIT	VT-2	Po	To		752
	-----		---	---		-----	-----		
	D1.10		I	SHT		TABLE 4	TABLE 5		
3-CC-2-263-152-3	D1.10	D-A	P	SIT	VT-2	Po	To		753
	-----		---	---		-----	-----		
	D1.10		I	SHT		TABLE 4	TABLE 5		
3-CC-2-264-152-3	D1.10	D-A	P	SIT	VT-2	Po	To		754
	-----		---	---		-----	-----		
	D1.10		I	SHT		TABLE 4	TABLE 5		
2-CC-2-265-152-3	D1.10	D-A	P	SIT	VT-2	Po	To		755
	-----		---	---		-----	-----		
	D1.10		I	SHT		TABLE 4	TABLE 5		
2-CC-2-266-152-3	D1.10	D-A	P	SIT	VT-2	Po	To		756
	-----		---	---		-----	-----		
	D1.10		I	SHT		TABLE 4	TABLE 5		
2-CC-2-267-152-3	D1.10	D-A	P	SIT	VT-2	Po	To		757
	-----		---	---		-----	-----		
	D1.10		I	SHT		TABLE 4	TABLE 5		
3-CC-2-268-152-3	D1.10	D-A	P	SIT	VT-2	Po	To		758
	-----		---	---		-----	-----		
	D1.10		I	SHT		TABLE 4	TABLE 5		

UNIT 2 ASME SECTION XI INSERVICE PRESSURE  
TEST LINE LIST  
TABLE 9

Line/Component No.	Flow Diagram No.	ASME Item	Exam CAT	Test Freq.	Type Test	Exam Method	Test Pressure	Test Temp.	Notes/Comments	REC NO.
-----	-----	----	----	-----	----	-----	-----	-----	-----	----
** COMPONENT COOLING WATER (CC)										
3-CC-2-269-152-3	M2-0231	D1.10	D-A	P	SIT	VT-2	Po	To		759
		----		---	---		-----	-----		
		D1.10		I	SHT		TABLE 4	TABLE 5		
3-CC-2-270-152-3	M2-0231	D1.10	D-A	P	SIT	VT-2	Po	To		760
		----		---	---		-----	-----		
		D1.10		I	SHT		TABLE 4	TABLE 5		
3-CC-2-271-152-3	M2-0231	D1.10	D-A	P	SIT	VT-2	Po	To		761
		----		---	---		-----	-----		
		D1.10		I	SHT		TABLE 4	TABLE 5		
3-CC-2-272-152-3	M2-0231	D1.10	D-A	P	SIT	VT-2	Po	To		762
		----		---	---		-----	-----		
		D1.10		I	SHT		TABLE 4	TABLE 5		
4-CC-2-273-152-3	M2-0231	D1.10	D-A	P	SIT	VT-2	Po	To		763
		----		---	---		-----	-----		
		D1.10		I	SHT		TABLE 4	TABLE 5		
1-CC-2-274-2503-2	M2-0231	C7.30	C-H	P	SIT	VT-2	Po	To	(2)	764
		----		---	---		-----	-----		
		C7.40		I	SHT		TABLE 4	TABLE 5		
1-CC-2-275-2503-3	M2-0231	D1.10	D-A	P	SIT	VT-2	Po	To		765
		----		---	---		-----	-----		
		D1.10		I	SHT		TABLE 4	TABLE 5		
2-CC-2-276-152-2	M2-0231	C7.30	C-H	P	SIT	VT-2	Po	To	(2)	766
		----		---	---		-----	-----		
		C7.40		I	SHT		TABLE 4	TABLE 5		
2-CC-2-277-152-3	M2-0231	D1.10	D-A	P	SIT	VT-2	Po	To		767
		----		---	---		-----	-----		
		D1.10		I	SHT		TABLE 4	TABLE 5		

UNIT 2 ASME SECTION XI INSERVICE PRESSURE  
TEST LINE LIST  
TABLE 9

Line/Component No.	Flow Diagram No.	ASME Item	Exam CAT	Test Freq.	Type Test	Exam Method	Test Pressure	Test Temp.	Notes/Comments	REC NO.
=====	=====	=====	=====	=====	=====	=====	=====	=====	=====	=====
** COMPONENT COOLING WATER (CC)										
1 1/2-CC-2-278-2503-3	M2-0231	D1.10	D-A	P	SIT	VT-2	Po	To		768
		-----		---	---		-----	-----		
		D1.10		I	SHT		TABLE 4	TABLE 5		
2-CC-2-279-2503-3	M2-0231	D1.10	D-A	P	SIT	VT-2	Po	To		769
		-----		---	---		-----	-----		
		D1.10		I	SHT		TABLE 4	TABLE 5		
1 1/2-CC-2-280-2503-3	M2-0231	D1.10	D-A	P	SIT	VT-2	Po	To		770
		-----		---	---		-----	-----		
		D1.10		I	SHT		TABLE 4	TABLE 5		
1 1/2-CC-2-281-2503-3	M2-0231	D1.10	D-A	P	SIT	VT-2	Po	To		771
		-----		---	---		-----	-----		
		D1.10		I	SHT		TABLE 4	TABLE 5		
1 1/2-CC-2-282-2503-3	M2-0231	D1.10	D-A	P	SIT	VT-2	Po	To		772
		-----		---	---		-----	-----		
		D1.10		I	SHT		TABLE 4	TABLE 5		
1 1/2-CC-2-283-2503-3	M2-0231	D1.10	D-A	P	SIT	VT-2	Po	To		773
		-----		---	---		-----	-----		
		D1.10		I	SHT		TABLE 4	TABLE 5		
1 1/2-CC-2-284-2503-3	M2-0231	D1.10	D-A	P	SIT	VT-2	Po	To		774
		-----		---	---		-----	-----		
		D1.10		I	SHT		TABLE 4	TABLE 5		
1 1/2-CC-2-285-2503-3	M2-0231	D1.10	D-A	P	SIT	VT-2	Po	To		775
		-----		---	---		-----	-----		
		D1.10		I	SHT		TABLE 4	TABLE 5		
3-CC-2-286-152-3	M2-0231	D1.10	D-A	P	SIT	VT-2	Po	To		776
		-----		---	---		-----	-----		
		D1.10		I	SHT		TABLE 4	TABLE 5		

UNIT 2 ASME SECTION XI INSERVICE PRESSURE  
TEST LINE LIST  
TABLE 9

Line/Component No.	Flow Diagram No.	ASME Item	Exam CAT	Test Freq.	Type Test	Exam Method	Test Pressure	Test Temp.	Notes/Comments	REC NO.
=====	=====	----	----	-----	----	-----	-----	-----	=====	----
** COMPONENT COOLING WATER (CC)										
3/4-CC-2-287-152-3	M2-0231	D1.10	D-A	P	SIT	VT-2	Po	To		777
		-----		---	---		-----	-----		
		D1.10		I	SHT		TABLE 4	TABLE 5		
3/4-CC-2-288-152-2	M2-0231-A	C7.30	C-H	P	SIT	VT-2	Po	To		778
		-----		---	---		-----	-----		
		C7.40		I	SHT		TABLE 4	TABLE 5		
3/4-CC-2-290-152-2	M2-0231-A	C7.30	C-H	P	SIT	VT-2	Po	To		1807
		-----		---	---		-----	-----		
		C7.40		I	SHT		TABLE 4	TABLE 5		
3/4-CC-2-292-152-3	M2-0231	D1.10	D-A	P	SIT	VT-2	Po	To		779
		-----		---	---		-----	-----		
		D1.10		I	SHT		TABLE 4	TABLE 5		
3-CC-2-294-152-3	M2-0231	D1.10	D-A	P	SIT	VT-2	Po	To		780
		-----		---	---		-----	-----		
		D1.10		I	SHT		TABLE 4	TABLE 5		
3-CC-2-295-152-3	M2-0231	D1.10	D-A	P	SIT	VT-2	Po	To		781
		-----		---	---		-----	-----		
		D1.10		I	SHT		TABLE 4	TABLE 5		
3/4-CC-2-296-152-3	M2-0231	D1.10	D-A	P	SIT	VT-2	Po	To		782
		-----		---	---		-----	-----		
		D1.10		I	SHT		TABLE 4	TABLE 5		
3/4-CC-2-297-152-3	M2-0231	D1.10	D-A	P	SIT	VT-2	Po	To		783
		-----		---	---		-----	-----		
		D1.10		I	SHT		TABLE 4	TABLE 5		
3-CC-2-298-152-3	M2-0231	D1.10	D-A	P	SIT	VT-2	Po	To		784
		-----		---	---		-----	-----		
		D1.10		I	SHT		TABLE 4	TABLE 5		

UNIT 2 ASME SECTION XI INSERVICE PRESSURE  
TEST LINE LIST  
TABLE 9

Line/Component No.	Flow Diagram No.	ASME Item	Exam CAT	Test Freq.	Type Test	Exam Method	Test Pressure	Test Temp.	Notes/Comments	REC NO.
=====	=====	====	====	=====	====	=====	=====	=====	=====	====
** COMPONENT COOLING WATER (CC)										
3/4-CC-2-306-2503-3	M2-0231	D1.10	D-A	P	SIT	VT-2	Po	To		785
		-----		---	---			-----		
		D1.10		I	SHT		TABLE 4	TABLE 5		
3/4-CC-2-308-2503-3	M2-0231	D1.10	D-A	P	SIT	VT-2	Po	To		786
		-----		---	---			-----		
		D1.10		I	SHT		TABLE 4	TABLE 5		
3/4-CC-2-310-2503-3	M2-0231	D1.10	D-A	P	SIT	VT-2	Po	To		787
		-----		---	---			-----		
		D1.10		I	SHT		TABLE 4	TABLE 5		
3/4-CC-2-311-2503-3	M2-0231	D1.10	D-A	P	SIT	VT-2	Po	To		788
		-----		---	---			-----		
		D1.10		I	SHT		TABLE 4	TABLE 5		
6-CC-2-319-152-3	M2-0230-A	D1.10	D-A	P	SIT	VT-2	Po	To		789
		-----		---	---			-----		
		D1.10		I	SHT		TABLE 4	TABLE 5		
4-CC-2-320-2503-3	M2-0230-A	D1.10	D-A	P	SIT	VT-2	Po	To		790
		-----		---	---			-----		
		D1.10		I	SHT		TABLE 4	TABLE 5		
2-CC-2-322-152-3	M2-0230	D1.10	D-A	P	SIT	VT-2	Po	To		1758
		-----		---	---			-----		
		D1.10		I	SHT		TABLE 4	TABLE 5		
3-CC-2-323-152-3	M2-0230	D1.10	D-A	P	SIT	VT-2	Po	To		791
		-----		---	---			-----		
		D1.10		I	SHT		TABLE 4	TABLE 5		
3/4-CC-2-325-152-3	M2-0229-B	D1.10	D-A	P	SIT	VT-2	Po	To		792
		-----		---	---			-----		
		D1.10		I	SHT		TABLE 4	TABLE 5		

UNIT 2 ASME SECTION XI INSERVICE PRESSURE  
TEST LINE LIST  
TABLE 9

Line/Component No.	Flow Diagram No.	ASME Item	Exam CAT	Test Freq.	Type Test	Exam Method	Test Pressure	Test Temp.	Notes/Comments	REC NO.
-----	-----	----	----	-----	----	-----	-----	-----	-----	---
** COMPONENT COOLING WATER (CC)										
3/4-CC-2-326-152-3	M2-0229-A	D1.10	D-A	P	SIT	VT-2	Po	To		793
		-----		---	---		-----	-----		
		D1.10		I	SHT		TABLE 4	TABLE 5		
6-CC-2-330-152-3	M2-0230-A	D1.10	D-A	P	SIT	VT-2	Po	To		794
		-----		---	---		-----	-----		
		D1.10		I	SHT		TABLE 4	TABLE 5		
2-CC-2-331-2503-3	M2-0231	D1.10	D-A	P	SIT	VT-2	Po	To		795
		-----		---	---		-----	-----		
		D1.10		I	SHT		TABLE 4	TABLE 5		
3/4-CC-2-336-152-3	M2-0231	D1.10	D-A	P	SIT	VT-2	Po	To		796
		-----		---	---		-----	-----		
		D1.10		I	SHT		TABLE 4	TABLE 5		
2-CC-2-337-152-3	M2-0231	D1.10	D-A	P	SIT	VT-2	Po	To		797
		-----		---	---		-----	-----		
		D1.10		I	SHT		TABLE 4	TABLE 5		
3/4-CC-2-338-152-3	M2-0231	D1.10	D-A	P	SIT	VT-2	Po	To		798
		-----		---	---		-----	-----		
		D1.10		I	SHT		TABLE 4	TABLE 5		
2-CC-2-339-152-3	M2-0231	D1.10	D-A	P	SIT	VT-2	Po	To		799
		-----		---	---		-----	-----		
		D1.10		I	SHT		TABLE 4	TABLE 5		
3/4-CC-2-340-152-3	M2-0231	D1.10	D-A	P	SIT	VT-2	Po	To		800
		-----		---	---		-----	-----		
		D1.10		I	SHT		TABLE 4	TABLE 5		
2-CC-2-341-152-3	M2-0231	D1.10	D-A	P	SIT	VT-2	Po	To		801
		-----		---	---		-----	-----		
		D1.10		I	SHT		TABLE 4	TABLE 5		

UNIT 2 ASME SECTION XI INSERVICE PRESSURE  
TEST LINE LIST  
TABLE 9

Line/Component No.	Flow Diagram No.	ASME Item	Exam CAT	Test Freq.	Ex. Method	Exam Method	Test Pressure	Test Temp.	Notes/Comments	REC NO.
-----	-----	----	----	-----	----	-----	-----	-----	-----	----
** COMPONENT COOLING WATER (CC)										
3/4-CC-2-342-152-3	M2-0231	D1.10	D-A	P	SIT	VT-2	Po	To		802
		-----		---	---		-----	-----		
		D1.10		I	SHT		TABLE 4	TABLE 5		
2-CC-2-343-152-3	M2-0231	D1.10	D-A	P	SIT	VT-2	Po	To		803
		-----		---	---		-----	-----		
		D1.10		I	SHT		TABLE 4	TABLE 5		
3/4-CC-2-344-152-3	M2-0229	D1.10	D-A	P	SIT	VT-2	Po	To		804
		-----		---	---		-----	-----		
		D1.10		I	SHT		TABLE 4	TABLE 5		
1-CC-2-346-152-3	M2-0229-A	D1.10	D-A	P	SIT	VT-2	Po	To		805
		-----		---	---		-----	-----		
		D1.10		I	SHT		TABLE 4	TABLE 5		
1-CC-2-347-152-3	M2-0229-A	D1.10	D-A	P	SIT	VT-2	Po	To		806
		-----		---	---		-----	-----		
		D1.10		I	SHT		TABLE 4	TABLE 5		
1-CC-2-348-152-3	M2-0229-A	D1.10	D-A	P	SIT	VT-2	Po	To		807
		-----		---	---		-----	-----		
		D1.10		I	SHT		TABLE 4	TABLE 5		
1-CC-2-349-152-3	M2-0229-A	D1.10	D-A	P	SIT	VT-2	Po	To		808
		-----		---	---		-----	-----		
		D1.10		I	SHT		TABLE 4	TABLE 5		
1-CC-2-350-152-3	M2-0229-A	D1.10	D-A	P	SIT	VT-2	Po	To		809
		-----		---	---		-----	-----		
		D1.10		I	SHT		TABLE 4	TABLE 5		
1-CC-2-351-152-3	M2-0229-A	D1.10	D-A	P	SIT	VT-2	Po	To		810
		-----		---	---		-----	-----		
		D1.10		I	SHT		TABLE 4	TABLE 5		

UNIT 2 ASME SECTION XI INSERVICE PRESSURE  
TEST LINE LIST  
TABLE 9

Line/Component No.	Flow Diagram No.	ASME Item	Exam CAT	Test Freq.	Type Test	Exam Method	Test Pressure	Test Temp.	Notes/Comments	REC NO.
-----	-----	----	----	-----	----	-----	-----	-----	-----	----
** COMPONENT COOLING WATER (CC)										
1-CC-2-352-152-3	M2-0229-A	D1.10	D-A	P	SIT	VT-2	Po	To		811
		-----		---	---		-----	-----		
		D1.10		I	SHT		TABLE 4	TABLE 5		
1-CC-2-353-152-3	M2-0229-A	D1.10	D-A	P	SIT	VT-2	Po	To		812
		-----		---	---		-----	-----		
		D1.10		I	SHT		TABLE 4	TABLE 5		
1-CC-2-354-152-3	M2-0229-B	D1.10	D-A	P	SIT	VT-2	Po	To		813
		-----		---	---		-----	-----		
		D1.10		I	SHT		TABLE 4	TABLE 5		
1-CC-2-355-152-3	M2-0229-B	D1.10	D-A	P	SIT	VT-2	Po	To		814
		-----		---	---		-----	-----		
		D1.10		I	SHT		TABLE 4	TABLE 5		
1-CC-2-356-152-3	M2-0229-B	D1.10	D-A	P	SIT	VT-2	Po	To		815
		-----		---	---		-----	-----		
		D1.10		I	SHT		TABLE 4	TABLE 5		
1-CC-2-357-152-3	M2-0229-B	D1.10	D-A	P	SIT	VT-2	Po	To		816
		-----		---	---		-----	-----		
		D1.10		I	SHT		TABLE 4	TABLE 5		
1-CC-2-358-152-3	M2-0229-B	D1.10	D-A	P	SIT	VT-2	Po	To		817
		-----		---	---		-----	-----		
		D1.10		I	SHT		TABLE 4	TABLE 5		
1-CC-2-359-152-3	M2-0229-B	D1.10	D-A	P	SIT	VT-2	Po	To		818
		-----		---	---		-----	-----		
		D1.10		I	SHT		TABLE 4	TABLE 5		
1-CC-2-360-152-3	M2-0229-B	D1.10	D-A	P	SIT	VT-2	Po	To		819
		-----		---	---		-----	-----		
		D1.10		I	SHT		TABLE 4	TABLE 5		



UNIT 2 ASME SECTION XI INSERVICE PRESSURE  
TEST LINE LIST  
TABLE 9

Line/Component No.	Flow Diagram No.	ASME Item	Exam CAT	Test Freq.	Type Test	Exam Method	Test Pressure	Test Temp.	Notes/Comments	REC NO.
=====	=====	=====	=====	=====	=====	=====	=====	=====	=====	=====
** COMPONENT COOLING WATER (CC)										
1-CC-2-361-152-3	M2-0229-B	D1.10	D-A	P	SIT	VT-2	Po	To		820
		-----		---	---		-----	-----		
		D1.10		I	SHT		TABLE 4	TABLE 5		
3/4-CC-2-362-152-3	M2-0231	D1.10	D-A	P	SIT	VT-2	Po	To		821
		-----		---	---		-----	-----		
		D1.10		I	SHT		TABLE 4	TABLE 5		
1 1/2-CC-2-370-152-3	M2-0229-A	D1.10	D-A	P	SIT	VT-2	Po	To		1808
		-----		---	---		-----	-----		
		D1.10		I	SHT		TABLE 4	TABLE 5		
3-CC-2-371-152-3	M2-0229-A	D1.10	D-A	P	SIT	VT-2	Po	To		1810
		-----		---	---		-----	-----		
		D1.10		I	SHT		TABLE 4	TABLE 5		
1 1/2-CC-2-372-152-3	M2-0229-B	D1.10	D-A	P	SIT	VT-2	Po	To		1809
		-----		---	---		-----	-----		
		D1.10		I	SHT		TABLE 4	TABLE 5		
3-CC-2-373-152-3	M2-0229-B	D1.10	D-A	P	SIT	VT-2	Po	To		1955
		-----		---	---		-----	-----		
		D1.10		I	SHT		TABLE 4	TABLE 5		
3-CC-2-902-152-3	M2-0230	D3.10	D-C	P	SIT	VT-2	Po	To		884
		-----		---	---		-----	-----		
		D3.10		I	SHT		TABLE 4	TABLE 5		
2-CC-2-903-152-3	M2-0230	D1.10	D-A	P	SIT	VT-2	Po	To		822
		-----		---	---		-----	-----		
		D1.10		I	SHT		TABLE 4	TABLE 5		
3/4-CC-2-908-151-3	M2-0229-A	D1.10	D-A	P	SIT	VT-2	Po	To		885
		-----		---	---		-----	-----		
		D1.10		I	SHT		TABLE 4	TABLE 5		

UNIT 2 ASME SECTION XI INSERVICE PRESSURE  
TEST LINE LIST  
TABLE 9

Line/Component No.	Flow Diagram No.	ASME Item	Exam CAT	Test Freq.	Type Test	Exam Method	Test Pressure	Test Temp.	Notes/Comments	REC NO.
=====	=====	=====	=====	=====	=====	=====	=====	=====	=====	=====
** COMPONENT COOLING WATER (CC)										
3/4-CC-2-909-151-3	M2-0229-A	D1.10	D-A	P	SIT	VT-2	Po	To		886
		-----		---	---		-----	-----		
		D1.10		I	SHT		TABLE 4	TABLE 5		
3/4-CC-2-910-151-3	M2-0229-B	D1.10	D-A	P	SIT	VT-2	Po	To		887
		-----		---	---		-----	-----		
		D1.10		I	SHT		TABLE 4	TABLE 5		
3/4-CC-2-911-151-3	M2-0229-B	D1.10	D-A	P	SIT	VT-2	Po	To		888
		-----		---	---		-----	-----		
		D1.10		I	SHT		TABLE 4	TABLE 5		
2-CC-2-912-152-3	M2-0229-A	D1.10	D-A	P	SIT	VT-2	Po	To		823
		-----		---	---		-----	-----		
		D1.10		I	SHT		TABLE 4	TABLE 5		
2-CC-2-913-152-3	M2-0229-B	D1.10	D-A	P	SIT	VT-2	Po	To		824
		-----		---	---		-----	-----		
		D1.10		I	SHT		TABLE 4	TABLE 5		
6-CC-2-916-1302-3	M2-0229	D1.10	D-A	P	SIT	VT-2	Po	To		889
		-----		---	---		-----	-----		
		D1.10		I	SHT		TABLE 4	TABLE 5		
1-CC-2-923-152-3	M2-0229-B	D1.10	D-A	P	SIT	VT-2	Po	To		825
		-----		---	---		-----	-----		
		D1.10		I	SHT		TABLE 4	TABLE 5		
1-CC-2-924-152-3	M2-0229-B	D1.10	D-A	P	SIT	VT-2	Po	To		826
		-----		---	---		-----	-----		
		D1.10		I	SHT		TABLE 4	TABLE 5		
1-CC-2-925-152-3	M2-0229-A	D1.10	D-A	P	SIT	VT-2	Po	To		827
		-----		---	---		-----	-----		
		D1.10		I	SHT		TABLE 4	TABLE 5		

UNIT 2 ASME SECTION XI INSERVICE PRESSURE  
TEST LINE LIST  
TABLE 9

Line/Component No.	Flow Diagram No.	ASME Item	Exam CAT	Test Freq.	Type Test	Exam Method	Test Pressure	Test Temp.	Notes/Comments	REC NO.
=====	=====	====	====	=====	====	=====	=====	=====	=====	====
** COMPONENT COOLING WATER (CC)										
1-CC-2-926-152-3	M2-0229-A	D1.10	D-A	P	SIT	VT-2	Po	To		828
		----		---	---		-----	-----		
		D1.10		I	SHT		TABLE 4	TABLE 5		
1/2-CC-2-927-152-3	M2-0229-B	D1.10	D-A	P	SIT	VT-2	Po	To		829
		----		---	---		-----	-----		
		D1.10		I	SHT		TABLE 4	TABLE 5		
1/2-CC-2-928-152-3	M2-0229-B	D1.10	D-A	P	SIT	VT-2	Po	To		830
		----		---	---		-----	-----		
		D1.10		I	SHT		TABLE 4	TABLE 5		
1/2-CC-2-929-152-3	M2-0229-B	D1.10	D-A	P	SIT	VT-2	Po	To		831
		----		---	---		-----	-----		
		D1.10		I	SHT		TABLE 4	TABLE 5		
1/2-CC-2-930-152-3	M2-0229-B	D1.10	D-A	P	SIT	VT-2	Po	To		832
		----		---	---		-----	-----		
		D1.10		I	SHT		TABLE 4	TABLE 5		
1/2-CC-2-931-152-3	M2-0229-B	D1.10	D-A	P	SIT	VT-2	Po	To		833
		----		---	---		-----	-----		
		D1.10		I	SHT		TABLE 4	TABLE 5		
1/2-CC-2-932-152-3	M2-0229-B	D1.10	D-A	P	SIT	VT-2	Po	To		834
		----		---	---		-----	-----		
		D1.10		I	SHT		TABLE 4	TABLE 5		
1/2-CC-2-933-152-3	M2-0229-B	D1.10	D-A	P	SIT	VT-2	Po	To		835
		----		---	---		-----	-----		
		D1.10		I	SHT		TABLE 4	TABLE 5		
1/2-CC-2-934-152-3	M2-0229-B	D1.10	D-A	P	SIT	VT-2	Po	To		836
		----		---	---		-----	-----		
		D1.10		I	SHT		TABLE 4	TABLE 5		

UNIT 2 ASME SECTION XI INSERVICE PRESSURE  
TEST LINE LIST  
TABLE 9

Line/Component No.	Flow Diagram No.	ASME Item	Exam CAT	Test Freq.	Type Test	Exam Method	Test Pressure	Test Temp.	Notes/Comments	REC NO.
=====	=====	====	====	=====	====	=====	=====	=====	=====	====
** COMPONENT COOLING WATER (CC)										
1/2-CC-2-935-152-3	M2-0229-A	D1.10	D-A	P	SIT	VT-2	Po	To		837
		-----		---	---		-----	-----		
		D1.10		I	SHT		TABLE 4	TABLE 5		
1/2-CC-2-936-152-3	M2-0229-A	D1.10	D-A	P	SIT	VT-2	Po	To		838
		-----		---	---		-----	-----		
		D1.10		I	SHT		TABLE 4	TABLE 5		
1/2-CC-2-937-152-3	M2-0229-A	D1.10	D-A	P	SIT	VT-2	Po	To		839
		-----		---	---		-----	-----		
		D1.10		I	SHT		TABLE 4	TABLE 5		
1/2-CC-2-938-152-3	M2-0229-A	D1.10	D-A	P	SIT	VT-2	Po	To		840
		-----		---	---		-----	-----		
		D1.10		I	SHT		TABLE 4	TABLE 5		
1/2-CC-2-939-152-3	M2-0229-A	D1.10	D-A	P	SIT	VT-2	Po	To		841
		-----		---	---		-----	-----		
		D1.10		I	SHT		TABLE 4	TABLE 5		
1/2-CC-2-940-152-3	M2-0229-A	D1.10	D-A	P	SIT	VT-2	Po	To		842
		-----		---	---		-----	-----		
		D1.10		I	SHT		TABLE 4	TABLE 5		
1/2-CC-2-941-152-3	M2-0229-A	D1.10	D-A	P	SIT	VT-2	Po	To		843
		-----		---	---		-----	-----		
		D1.10		I	SHT		TABLE 4	TABLE 5		
1/2-CC-2-942-152-3	M2-0229-A	D1.10	D-A	P	SIT	VT-2	Po	To		844
		-----		---	---		-----	-----		
		D1.10		I	SHT		TABLE 4	TABLE 5		
6-CC-2-948-152-3	M2-0229	D1.10	D-A	P	SIT	VT-2	Po	To		849
		-----		---	---		-----	-----		
		D1.10		I	SHT		TABLE 4	TABLE 5		

UNIT 2 ASME SECTION XI INSERVICE PRESSURE  
TEST LINE LIST  
TABLE 9

Line/Component No.	Flow Diagram No.	ASME Item	Exam CAT	Test Freq.	Type Test	Exam Method	Test Pressure	Test Temp.	Notes/Comments	REC NO.
=====	=====	----	----	-----	----	-----	-----	-----	=====	----
** COMPONENT COOLING WATER (CC)										
6-CC-2-949-152-3	M2-0229	D1.10	D-A	P	SIT	VT-2	Po	To		850
		-----		---	---		-----	-----		
		D1.10		I	SHT		TABLE 4	TABLE 5		
3-CC-2-950-152-3	M2-0229	D1.10	D-A	P	SIT	VT-2	Po	To		851
		-----		---	---		-----	-----		
		D1.10		I	SHT		TABLE 4	TABLE 5		
3-CC-2-951-152-3	M2-0229-A	D1.10	D-A	P	SIT	VT-2	Po	To		852
		-----		---	---		-----	-----		
		D1.10		I	SHT		TABLE 4	TABLE 5		
3-CC-2-952-152-3	M2-0229-B	D1.10	D-A	P	SIT	VT-2	Po	To		853
		-----		---	---		-----	-----		
		D1.10		I	SHT		TABLE 4	TABLE 5		
3-CC-2-953-152-3	M2-0229-B	D1.10	D-A	P	SIT	VT-2	Po	To		854
		-----		---	---		-----	-----		
		D1.10		I	SHT		TABLE 4	TABLE 5		
1-CC-2-960-152-3	M2-0229-A	D1.10	D-A	P	SIT	VT-2	Po	To		855
		-----		---	---		-----	-----		
		D1.10		I	SHT		TABLE 4	TABLE 5		
1-CC-2-961-152-3	M2-0229-A	D1.10	D-A	P	SIT	VT-2	Po	To		856
		-----		---	---		-----	-----		
		D1.10		I	SHT		TABLE 4	TABLE 5		
3-CC-2-962-152-3	M2-0229	D1.10	D-A	P	SIT	VT-2	Po	To		845
		-----		---	---		-----	-----		
		D1.10		I	SHT		TABLE 4	TABLE 5		
20-CC-2-968-152-3	M2-0231	D1.10	D-A	P	SIT	VT-2	Po	To		1775
		-----		---	---		-----	-----		
		D1.10		I	SHT		TABLE 4	TABLE 5		

UNIT 2 ASME SECTION XI INSERVICE PRESSURE  
TEST LINE LIST  
TABLE 9

Line/Component No.	Flow Diagram No.	ASME Item	Exam CAT	Test Freq.	Type Test	Exam Method	Test Pressure	Test Temp.	Notes/Comments	REC NO.
=====	=====	----	----	-----	----	-----	-----	-----	=====	---
** COMPONENT COOLING WATER (CC)										
20-CC-2-969-152-3	M2-0231	D1.10	D-A	P	SIT	VT-2	Po	To		848
		-----		---	---		-----	-----		
		D1.10		I	SHT		TABLE 4	TABLE 5		
3/4-CC-2-970-152-3	M2-0231	D1.10	D-A	P	SIT	VT-2	Po	To		857
		-----		---	---		-----	-----		
		D1.10		I	SHT		TABLE 4	TABLE 5		
3/4-CC-2-971-152-3	M2-0231	D1.10	D-A	P	SIT	VT-2	Po	To		858
		-----		---	---		-----	-----		
		D1.10		I	SHT		TABLE 4	TABLE 5		
3/4-CC-2-972-152-3	M2-0231	D1.10	D-A	P	SIT	VT-2	Po	To		859
		-----		---	---		-----	-----		
		D1.10		I	SHT		TABLE 4	TABLE 5		
3/4-CC-2-973-152-3	M2-0231	D1.10	D-A	P	SIT	VT-2	Po	To		860
		-----		---	---		-----	-----		
		D1.10		I	SHT		TABLE 4	TABLE 5		
3/4-CC-2-974-152-3	M2-0231	D1.10	D-A	P	SIT	VT-2	Po	To		861
		-----		---	---		-----	-----		
		D1.10		I	SHT		TABLE 4	TABLE 5		
3/4-CC-2-975-152-3	M2-0231	D1.10	D-A	P	SIT	VT-2	Po	To		862
		-----		---	---		-----	-----		
		D1.10		I	SHT		TABLE 4	TABLE 5		
3/4-CC-2-976-152-3	M2-0231	D1.10	D-A	P	SIT	VT-2	Po	To		863
		-----		---	---		-----	-----		
		D1.10		I	SHT		TABLE 4	TABLE 5		
3/4-CC-2-977-152-3	M2-0231	D1.10	D-A	P	SIT	VT-2	Po	To		864
		-----		---	---		-----	-----		
		D1.10		I	SHT		TABLE 4	TABLE 5		

UNIT 2 ASME SECTION XI INSERVICE PRESSURE  
TEST LINE LIST  
TABLE 9

Line/Component No.	Flow Diagram No.	ASME Item	Exam CAT	Test Freq.	Type Test	Exam Method	Test Pressure	Test Temp.	Notes/Comments	REC NO.
-----	-----	----	----	-----	----	-----	-----	-----	-----	----
** COMPONENT COOLING WATER (CC)										
3/4-CC-2-978-152-3	M2-0231	D1.10	D-A	P	SIT	VT-2	Po	To		865
		-----		---	---		-----	-----		
		D1.10		I	SHT		TABLE 4	TABLE 5		
3/4-CC-2-979-152-3	M2-0231	D1.10	D-A	P	SIT	VT-2	Po	To		866
		-----		---	---		-----	-----		
		D1.10		I	SHT		TABLE 4	TABLE 5		
3/4-CC-2-980-152-3	M2-0231	D1.10	D-A	P	SIT	VT-2	Po	To		867
		-----		---	---		-----	-----		
		D1.10		I	SHT		TABLE 4	TABLE 5		
3/4-CC-2-981-152-3	M2-0231	D1.10	D-A	P	SIT	VT-2	Po	To		868
		-----		---	---		-----	-----		
		D1.10		I	SHT		TABLE 4	TABLE 5		
3/4-CC-2-982-152-3	M2-0229-A	D1.10	D-A	P	SIT	VT-2	Po	To		869
		-----		---	---		-----	-----		
		D1.10		I	SHT		TABLE 4	TABLE 5		
3/4-CC-2-983-152-3	M2-0229-A	D1.10	D-A	P	SIT	VT-2	Po	To		870
		-----		---	---		-----	-----		
		D1.10		I	SHT		TABLE 4	TABLE 5		
3/4-CC-2-984-152-3	M2-0229-A	D1.10	D-A	P	SIT	VT-2	Po	To		871
		-----		---	---		-----	-----		
		D1.10		I	SHT		TABLE 4	TABLE 5		
3/4-CC-2-985-152-3	M2-0229-B	D1.10	D-A	P	SIT	VT-2	Po	To		872
		-----		---	---		-----	-----		
		D1.10		I	SHT		TABLE 4	TABLE 5		
3/4-CC-2-986-152-3	M2-0229-B	D1.10	D-A	P	SIT	VT-2	Po	To		873
		-----		---	---		-----	-----		
		D1.10		I	SHT		TABLE 4	TABLE 5		

UNIT 2 ASME SECTION XI INSERVICE PRESSURE  
TEST LINE LIST  
TABLE 9

Line/Component No.	Flow Diagram No.	ASME Item	Exam CAT	Test Freq.	Type Test	Exam Method	Test Pressure	Test Temp.	Notes/Comments	REC NO.
=====	=====	=====	=====	=====	=====	=====	=====	=====	=====	=====
** COMPONENT COOLING WATER (CC)										
3/4-CC-2-987-152-3	M2-0229-B	D1.10	D-A	P	SIT	VT-2	Po	To		874
		-----		---	---		-----	-----		
		D1.10		I	SHT		TABLE 4	TABLE 5		
3/4-CC-2-988-152-3	M2-0229	D1.10	D-A	P	SIT	VT-2	Po	To		875
		-----		---	---		-----	-----		
		D1.10		I	SHT		TABLE 4	TABLE 5		
3/4-CC-2-989-152-3	M2-0229-B	D1.10	D-A	P	SIT	VT-2	Po	To		876
		-----		---	---		-----	-----		
		D1.10		I	SHT		TABLE 4	TABLE 5		
3/4-CC-2-990-152-3	M2-0230	D1.10	D-A	P	SIT	VT-2	Po	To		877
		-----		---	---		-----	-----		
		D1.10		I	SHT		TABLE 4	TABLE 5		
CP2-CCAHHX-01 HEAT EXCHANGER	M2-0229	D1.10	D-A	P	SIT	VT-2	Po	To	TUBESIDE	903
		-----		---	---		-----	-----		
		D1.10		I	SHT		TABLE 4	TABLE 5		
CP2-CCAHHX-02 HEAT EXCHANGER	M2-0229	D1.10	D-A	P	SIT	VT-2	Po	To	TUBESIDE	904
		-----		---	---		-----	-----		
		D1.10		I	SHT		TABLE 4	TABLE 5		
CP2-CCAPCC-01 PUMP	M2-0229	D1.10	D-A	P	SIT	VT-2	Po	To		901
		-----		---	---		-----	-----		
		D1.10		I	SHT		TABLE 4	TABLE 5		
CP2-CCAPCC-02 PUMP	M2-0229	D1.10	D-A	P	SIT	VT-2	Po	To		902
		-----		---	---		-----	-----		
		D1.10		I	SHT		TABLE 4	TABLE 5		
CP2-CCATST-01 TANK	M2-0229	D1.10	D-A	P	SIT	VT-2	Po	To	(1)	900
		-----		---	---		-----	-----		
		D1.10		I	SHT		TABLE 4	TABLE 5		



UNIT 2 ASME SECTION XI INSERVICE PRESSURE  
TEST LINE LIST  
TABLE 9

Line/Component No.	Flow Diagram No.	ASME Item	Exam CAT	Test Freq.	Type Test	Exam Method	Test Pressure	Test Temp.	Notes/Comments	REC NO.
=====	=====	----	----	-----	----	-----	-----	-----	=====	----
** COMPONENT COOLING WATER (CC)										
12-CC-X-022-152-3	M1-0230	D3.10	D-C	P	SIT	VT-2	Po	To		1968
		-----		---	---		-----	-----		
		D3.10		I	SHT		TABLE 4	TABLE 5		
12-CC-X-038-152-3	M1-0230	D3.10	D-C	P	SIT	VT-2	Po	To		1969
		-----		---	---		-----	-----		
		D3.10		I	SHT		TABLE 4	TABLE 5		
12-CC-X-042-152-3	M1-0230	D3.10	D-C	P	SIT	VT-2	Po	To		1963
		-----		---	---		-----	-----		
		D3.10		I	SHT		TABLE 4	TABLE 5		
12-CC-X-043-152-3	M1-0230	D3.10	D-C	P	SIT	VT-2	Po	To		1970
		-----		---	---		-----	-----		
		D3.10		I	SHT		TABLE 4	TABLE 5		
12-CC-X-044-152-3	M1-0230	D3.10	D-C	P	SIT	VT-2	Po	To		1967
		-----		---	---		-----	-----		
		D3.10		I	SHT		TABLE 4	TABLE 5		
12-CC-X-045-152-3	M1-0230	D3.10	D-C	P	SIT	VT-2	Po	To		1964
		-----		---	---		-----	-----		
		D3.10		I	SHT		TABLE 4	TABLE 5		
24-CC-X-079-152-3	M1-0229-B	D1.10	D-A	P	SIT	VT-2	Po	To		1959
		-----		---	---		-----	-----		
		D1.10		I	SHT		TABLE 4	TABLE 5		
24-CC-X-080-152-3	M1-0229-B	D1.10	D-A	P	SIT	VT-2	Po	To		1960
		-----		---	---		-----	-----		
		D1.10		I	SHT		TABLE 4	TABLE 5		
24-CC-X-082-152-3	M1-0229-B	D1.10	D-A	P	SIT	VT-2	Po	To		1962
		-----		---	---		-----	-----		
		D1.10		I	SHT		TABLE 4	TABLE 5		

UNIT 2 ASME SECTION XI INSERVICE PRESSURE  
TEST LINE LIST  
TABLE 9

Line/Component No.	Flow Diagram No.	ASME Item	Exam CAT	Test Freq.	Type Test	Exam Method	Test Pressure	Test Temp.	Notes/Comments	REC NO.
-----	-----	----	----	-----	----	-----	-----	-----	-----	----
** COMPONENT COOLING WATER (CC)										
24-CC-X-083-152-3	M1-0229-B	D1.10	D-A	P	SIT	VT-2	Po	To		1961
		-----		---	---		-----	-----		
		D1.10		I	SHT		TABLE 4	TABLE 5		
3/4-CC-X-904-152-3	M1-0230	D3.10	D-C	P	SIT	VT-2	Po	To		1971
		-----		---	---		-----	-----		
		D3.10		I	SHT		TABLE 4	TABLE 5		
2-CC-X-955-152-3	M1-0230	D3.10	D-C	P	SIT	VT-2	Po	To		1966
		-----		---	---		-----	-----		
		D3.10		I	SHT		TABLE 4	TABLE 5		
2-CC-X-956-152-3	M1-0230	D3.10	D-C	P	SIT	VT-2	Po	To		1965
		-----		---	---		-----	-----		
		D3.10		I	SHT		TABLE 4	TABLE 5		
CP2-CHCICE-05 CONDENSER	M2-0229-A	D1.10	D-A	P	SIT	VT-2	Po	To		905
		-----		---	---		-----	-----		
		D1.10		I	SHT		TABLE 4	TABLE 5		
CP2-CHCICE-06 CONDENSER	M2-0229-B	D1.10	D-A	P	SIT	VT-2	Po	To		906
		-----		---	---		-----	-----		
		D1.10		I	SHT		TABLE 4	TABLE 5		
TCX-CSAHL-01 LETDOWN HX	M2-0230-A	D1.10	D-A	P	SIT	VT-2	Po	To	SHELLSIDE	909
		-----		---	---		-----	-----		
		D1.10		I	SHT		TABLE 4	TABLE 5		
TCX-CSAHEL-01 EXCESS LETDOWN HX	M2-0231-A	C7.10	C-H	P	SIT	VT-2	Po	To	SHELLSIDE	911
		-----		---	---		-----	-----		
		C7.20		I	SHT		TABLE 4	TABLE 5		
TCX-CSAHSW-01 SEAL WATER HX	M2-0230-A	D1.10	D-A	P	SIT	VT-2	Po	To	SHELLSIDE	910
		-----		---	---		-----	-----		
		D1.10		I	SHT		TABLE 4	TABLE 5		

UNIT 2 ASME SECTION XI INSERVICE PRESSURE  
TEST LINE LIST  
TABLE 9

Line/Component No.	Flow Diagram No.	ASME Item	Exam CAT	Test Freq.	Type Test	Exam Method	Test Pressure	Test Temp.	Notes/Comments	REC NO.
** COMPONENT COOLING WATER (CC) TCX-CSAPPD-01 OIL COOLER	M2-0230	D1.10	D-A	P	SIT	VT-2	Po	To		908
		D1.10		I	SHT		TABLE 4	TABLE 5		
CP2-CTAPCS-01 CT HX	M2-0229-A	D1.10	D-A	P	SIT	VT-2	Po	To	SHELLSIDE	892
		D1.10		I	SHT		TABLE 4	TABLE 5		
CP2-CTAPCS-02 CT HX	M2-0229-B	D1.10	D-A	P	SIT	VT-2	Po	To	SHELLSIDE	893
		D1.10		I	SHT		TABLE 4	TABLE 5		
CP2-CTAPCS-01 PUMP SEAL COOLER	M2-0229-A	D1.10	D-A	P	SIT	VT-2	Po	To		896
		D1.10		I	SHT		TABLE 4	TABLE 5		
CP2-CTAPCS-02 PUMP SEAL COOLER	M2-0229-B	D1.10	D-A	P	SIT	VT-2	Po	To		897
		D1.10		I	SHT		TABLE 4	TABLE 5		
CP2-CTAPCS-03 PUMP SEAL COOLER	M2-0229-A	D1.10	D-A	P	SIT	VT-2	Po	To		898
		D1.10		I	SHT		TABLE 4	TABLE 5		
CP2-CTAPCS-04 PUMP SEAL COOLER	M2-0229-B	D1.10	D-A	P	SIT	VT-2	Po	To		899
		D1.10		I	SHT		TABLE 4	TABLE 5		
TCX-RCPCPC-01 RC PUMP COOLERS	M2-0231	D1.10	D-A	P	SIT	VT-2	Po	To	(5)	912
		D1.10		I	SHT		TABLE 4	TABLE 5		
TCX-RCPCPC-02 RC PUMP COOLERS	M2-0231	D1.10	D-A	P	SIT	VT-2	Po	To	(5)	913
		D1.10		I	SHT		TABLE 4	TABLE 5		

UNIT 2 ASME SECTION XI INSERVICE PRESSURE  
TEST LINE LIST  
TABLE 9

Line/Component No.	Flow Diagram No.	ASME Item	Exam CAT	Test Freq.	Type Test	Exam Method	Test Pressure	Test Temp.	Notes/Comments	REC NO.
=====	=====	----	----	-----	----	-----	-----	-----	=====	----
** COMPONENT COOLING WATER (CC)										
TCX-RCPCPC-03 RC PUMP COOLERS	M2-0231	D1.10	D-A	P	SIT	VT-2	Po	To	(5)	914
		-----		---	---		-----	-----		
		D1.10		I	SHT		TABLE 4	TABLE 5		
TCX-RCPCPC-04 RC PUMP COOLERS	M2-0231	D1.10	D-A	P	SIT	VT-2	Po	To	(5)	915
		-----		---	---		-----	-----		
		D1.10		I	SHT		TABLE 4	TABLE 5		
TCX-RHAHRS-01 RHR HX	M2-0229-A	D1.10	D-A	P	SIT	VT-2	Po	To	SHELLSIDE	890
		-----		---	---		-----	-----		
		D1.10		I	SHT		TABLE 4	TABLE 5		
TCX-RHAHRS-02 RHR HX	M2-0229-B	D1.10	D-A	P	SIT	VT-2	Po	To	SHELLSIDE	891
		-----		---	---		-----	-----		
		D1.10		I	SHT		TABLE 4	TABLE 5		
TCX-RHAPRH-01 PUMP SEAL COOLER	M2-0229-A	D1.10	D-A	P	SIT	VT-2	Po	To		894
		-----		---	---		-----	-----		
		D1.10		I	SHT		TABLE 4	TABLE 5		
TCX-RHAPRH-02 PUMP SEAL COOLER	M2-0229-B	D1.10	D-A	P	SIT	VT-2	Po	To		895
		-----		---	---		-----	-----		
		D1.10		I	SHT		TABLE 4	TABLE 5		
TCX-WPAHRD-01 RC DRAIN TANK HX	M2-0231-A	D1.10	D-A	P	SIT	VT-2	Po	To	SHELLSIDE	907
		-----		---	---		-----	-----		
		D1.10		I	SHT		TABLE 4	TABLE 5		

UNIT 2 ASME SECTION XI INSERVICE PRESSURE  
TEST LINE LIST  
TABLE 9

Line/Component No.	Flow Diagram No.	ASME Item	Exam CAT	Test Freq.	Type Test	Exam Method	Test Pressure	Test Temp.	Notes/Comments	REC NO.
=====	=====	====	====	=====	====	=====	=====	=====	=====	====
** CONTAINMENT SPRAY (CT)										
16-CT-2-003-151R-2	M2-0232-A	C7.30	C-H	P	SFT	VT-2	Po	To		1290
		-----		---	---		-----	-----		
		C7.40		I	SHT		TABLE 4	TABLE 5		
16-CT-2-004-151R-2	M2-0232-A	C7.30	C-H	P	SFT	VT-2	Po	To		1291
		-----		---	---		-----	-----		
		C7.40		I	SHT		TABLE 4	TABLE 5		
12-CT-2-005-151R-2	M2-0232 M2-0232-A	C7.30	C-H	P	SFT	VT-2	Po	To		1292
		-----		---	---		-----	-----		
		C7.40		I	SHT		TABLE 4	TABLE 5		
12-CT-2-006-151R-2	M2-0232 M2-0232-A	C7.30	C-H	P	SFT	VT-2	Po	To		1293
		-----		---	---		-----	-----		
		C7.40		I	SHT		TABLE 4	TABLE 5		
12-CT-2-007-151R-2	M2-0232	C7.30	C-H	P	SFT	VT-2	Po	To		1294
		-----		---	---		-----	-----		
		C7.40		I	SHT		TABLE 4	TABLE 5		
12-CT-2-008-151R-2	M2-0232	C7.30	C-H	P	SFT	VT-2	Po	To		1295
		-----		---	---		-----	-----		
		C7.40		I	SHT		TABLE 4	TABLE 5		
10-CT-2-009-301R-2	M2-0232	C7.30	C-H	P	SFT	VT-2	Po	To		1296
		-----		---	---		-----	-----		
		C7.40		I	SHT		TABLE 4	TABLE 5		
10-CT-2-010-301R-2	M2-0232	C7.30	C-H	P	SFT	VT-2	Po	To		1297
		-----		---	---		-----	-----		
		C7.40		I	SHT		TABLE 4	TABLE 5		
10-CT-2-011-301R-2	M2-0232	C7.30	C-H	P	SFT	VT-2	Po	To		1298
		-----		---	---		-----	-----		
		C7.40		I	SHT		TABLE 4	TABLE 5		

UNIT 2 ASME SECTION XI INSERVICE PRESSURE  
TEST LINE LIST  
TABLE 9

Line/Component No.	Flow Diagram No.	ASME Item	Exam CAT	Test Freq.	Type Test	Exam Method	Test Pressure	Test Temp.	Notes/Comments	REC NO.
=====	=====	=====	=====	=====	=====	=====	=====	=====	=====	=====
** CONTAINMENT SPRAY (CT)										
10-CT-2-012-301R-2	M2-0232	C7.30	C-H	P	SFT	VT-2	Po	To		1299
		-----		---	---		-----	-----		
		C7.40		I	SHT		TABLE 4	TABLE 5		
10-CT-2-015-301R-2	M2-0232	C7.30	C-H	P	SFT	VT-2	Po	To		1302
		-----		---	---		-----	-----		
		C7.40		I	SHT		TABLE 4	TABLE 5		
10-CT-2-016-301R-2	M2-0232	C7.30	C-H	P	SFT	VT-2	Po	To		1303
		-----		---	---		-----	-----		
		C7.40		I	SHT		TABLE 4	TABLE 5		
10-CT-2-017-301R-2	M2-0232	C7.30	C-H	P	SFT	VT-2	Po	To	(3)	1759
	M2-0232-A	-----		---	---		-----	-----		
		C7.40		I	OFT		TABLE 4	TABLE 5		
4-CT-2-018-301R-2	M2-0232	C7.30	C-H	P	SFT	VT-2	Po	To		1304
		-----		---	---		-----	-----		
		C7.40		I	SHT		TABLE 4	TABLE 5		
4-CT-2-019-301R-2	M2-0232	C7.30	C-H	P	SFT	VT-2	Po	To		1305
		-----		---	---		-----	-----		
		C7.40		I	SHT		TABLE 4	TABLE 5		
4-CT-2-020-301R-2	M2-0232	C7.30	C-H	P	SFT	VT-2	Po	To		1306
		-----		---	---		-----	-----		
		C7.40		I	SHT		TABLE 4	TABLE 5		
4-CT-2-021-301R-2	M2-0232	C7.30	C-H	P	SFT	VT-2	Po	To		1307
		-----		---	---		-----	-----		
		C7.40		I	SHT		TABLE 4	TABLE 5		
16-CT-2-024-301R-2	M2-0232	C7.30	C-H	P	SFT	VT-2	Po	To		1308
		-----		---	---		-----	-----		
		C7.40		I	SHT		TABLE 4	TABLE 5		

UNIT 2 ASME SECTION XI INSERVICE PRESSURE  
TEST LINE LIST  
TABLE 9

Line/Component No.	Flow Diagram No.	ASME Item	Exam CAT	Test Freq.	Type Test	Exam Method	Test Pressure	Test Temp.	Notes/Comments	REC NO.
=====	=====	=====	=====	=====	=====	=====	=====	=====	=====	=====
** CONTAINMENT SPRAY (CT)										
16-CT-2-025-301R-2	M2-0232	C7.30	C-H	P	SFT	VT-2	Po	To		1309
		-----		---	---		-----	-----		
		C7.40		I	SHT		TABLE 4	TABLE 5		
3-CT-2-041-151R-3	M2-0232-A	D2.10	D-B	P	SFT	VT-2	Po	To		1323
		-----		---	---		-----	-----		
		D2.10		I	SHT		TABLE 4	TABLE 5		
3-CT-2-055-151R-3	M2-0232-A	D2.10	D-B	P	SFT	VT-2	Po	To		1336
		-----		---	---		-----	-----		
		D2.10		I	SHT		TABLE 4	TABLE 5		
6-CT-2-056-301R-2	M2-0232	C7.30	C-H	P	SFT	VT-2	Po	To	(3)	1760
		-----		---	---		-----	-----		
		C7.40		I	OFT		N/A	N/A		
6-CT-2-057-301R-2	M2-0232	C7.30	C-H	P	SFT	VT-2	Po	To	(3)	1761
		-----		---	---		-----	-----		
		C7.40		I	OFT		N/A	N/A		
2-CT-2-058-301R-2	M2-0232	C7.30	C-H	P	SFT	VT-2	Po	To		1337
		-----		---	---		-----	-----		
		C7.40		I	OFT		N/A	N/A		
2-CT-2-059-301R-2	M2-0232	C7.30	C-H	P	SFT	VT-2	Po	To		1338
		-----		---	---		-----	-----		
		C7.40		I	OFT		N/A	N/A		
2-CT-2-060-301R-2	M2-0232	C7.30	C-H	P	SFT	VT-2	Po	To		1339
		-----		---	---		-----	-----		
		C7.40		I	OFT		N/A	N/A		
2-CT-2-061-301R-2	M2-0232	C7.30	C-H	P	SFT	VT-2	Po	To		1340
		-----		---	---		-----	-----		
		C7.40		I	OFT		N/A	N/A		

UNIT 2 ASME SECTION XI INSERVICE PRESSURE  
TEST LINE LIST  
TABLE 9

Line/Component No.	Flow Diagram No.	ASME Item	Exam CAT	Test Freq.	Type Test	Exam Method	Test Pressure	Test Temp.	Notes/Comments	REC NO.
=====	=====	=====	=====	=====	=====	=====	=====	=====	=====	=====
** CONTAINMENT SPRAY (CT)										
2-CT-2-062-151R-3	M2-0232	D2.10	D-B	P	SFT	VT-2	Po	To		1341
		-----		I	SHT		TABLE 4	TABLE 5		
2-CT-2-063-151R-3	M2-0232	D2.10	D-B	P	SFT	VT-2	Po	To		1342
		-----		I	SHT		TABLE 4	TABLE 5		
2-CT-2-064-151R-3	M2-0232	D2.10	D-B	P	SFT	VT-2	Po	To		1343
		-----		I	SHT		TABLE 4	TABLE 5		
2-CT-2-065-151R-3	M2-0232	D2.10	D-B	P	SFT	VT-2	Po	To		1344
		-----		I	SHT		TABLE 4	TABLE 5		
3-CT-2-066-151R-2	M2-0232-A	C7.30	C-H	P	SFT	VT-2	Po	To		1345
		-----		I	SHT		TABLE 4	TABLE 5		
3-CT-2-069-151-3	M2-0232-A	D2.10	D-B	P	SFT	VT-2	Po	To		1347
		-----		I	SHT		TABLE 4	TABLE 5		
10-CT-2-083-301R-2	M2-0232	C7.30	C-H	P	SFT	VT-2	Po	To	(3)	1762
		-----		I	OFT		N/A	N/A		
2-CT-2-084-301R-2	M2-0232	C7.30	C-H	P	SFT	VT-2	Po	To		1358
		-----		I	SHT		TABLE 4	TABLE 5		
2-CT-2-085-301R-2	M2-0232	C7.30	C-H	P	SFT	VT-2	Po	To		1359
		-----		I	SHT		TABLE 4	TABLE 5		

| Δ



UNIT 2 ASME SECTION XI INSERVICE PRESSURE  
TEST LINE LIST  
TABLE 9

Line/Component No.	Flow Diagram No.	ASME Item	Exam CAT	Test Freq.	Type Test	Exam Method	Test Pressure	Test Temp.	Notes/Comments	REC NO.
=====	=====	=====	=====	=====	=====	=====	=====	=====	=====	=====
** CONTAINMENT SPRAY (CT)										
2-CT-2-086-301R-2	M2-0232	C7.30	C-H	P	SFT	VT-2	Po	To		1360
		-----		---	---		-----	-----		
		C7.40		I	SHT		TABLE 4	TABLE 5		
2-CT-2-087-301R-2	M2-0232	C7.30	C-H	P	SFT	VT-2	Po	To		1361
		-----		---	---		-----	-----		
		C7.40		I	SHT		TABLE 4	TABLE 5		
3-CT-2-088-151R-3	M2-0232 M2-0232-A	D2.10	D-B	P	SFT	VT-2	Po	To		1362
		-----		---	---		-----	-----		
		D2.10		I	SHT		TABLE 4	TABLE 5		
3-CT-2-089-151R-3	M2-0232 M2-0232-A	D2.10	D-B	P	SFT	VT-2	Po	To		1363
		-----		---	---		-----	-----		
		D2.10		I	SHT		TABLE 4	TABLE 5		
2-CT-2-098-151R-2	M2-0232	C7.30	C-H	P	SFT	VT-2	Po	To		1372
		-----		---	---		-----	-----		
		C7.40		I	SHT		TABLE 4	TABLE 5		
2-CT-2-099-151R-2	M2-0232	C7.30	C-H	P	SFT	VT-2	Po	To		1373
		-----		---	---		-----	-----		
		C7.40		I	SHT		TABLE 4	TABLE 5		
2-CT-2-100-151R-2	M2-0232	C7.30	C-H	P	SFT	VT-2	Po	To		1374
		-----		---	---		-----	-----		
		C7.40		I	SHT		TABLE 4	TABLE 5		
2-CT-2-101-151R-2	M2-0232	C7.30	C-H	P	SFT	VT-2	Po	To		1375
		-----		---	---		-----	-----		
		C7.40		I	SHT		TABLE 4	TABLE 5		
2-CT-2-102-301R-2	M2-0232	C7.30	C-H	P	SFT	VT-2	Po	To		1376
		-----		---	---		-----	-----		
		C7.40		I	SHT		TABLE 4	TABLE 5		

UNIT 2 ASME SECTION XI INSERVICE PRESSURE  
TEST LINE LIST  
TABLE 9

Line/Component No.	Flow Diagram No.	ASME Item	Exam CAT	Test Freq.	Type Test	Exam Method	Test Pressure	Test Temp.	Notes/Comments	REC NO.
=====	=====	====	====	=====	====	=====	=====	=====	=====	====
** CONTAINMENT SPRAY (CT)										
2-CT-2-103-301R-2	M2-0232	C7.30	C-H	P	SFT	VT-2	Po	To		1377
		-----		---	---		-----	-----		
		C7.40		I	SHT		TABLE 4	TABLE 5		
2-CT-2-104-301R-2	M2-0232	C7.30	C-H	P	SFT	VT-2	Po	To		1378
		-----		---	---		-----	-----		
		C7.40		I	SHT		TABLE 4	TABLE 5		
2-CT-2-105-301R-2	M2-0232	C7.30	C-H	P	SFT	VT-2	Po	To		1379
		-----		---	---		-----	-----		
		C7.40		I	SHT		TABLE 4	TABLE 5		
4-CT-2-106-301R-2	M2-0232	C7.30	C-H	P	SFT	VT-2	Po	To	(3)	1763
		-----		---	---		-----	-----		
		C7.40		I	OFT		TABLE 4	TABLE 5		
4-CT-2-108-301R-2	M2-0232	C7.30	C-H	P	SFT	VT-2	Po	To	(3)	1764
		-----		---	---		-----	-----		
		C7.40		I	OFT		TABLE 4	TABLE 5		
4-CT-2-110-301R-2	M2-0232	C7.30	C-H	P	SFT	VT-2	Po	To	(3)	1765
		-----		---	---		-----	-----		
		C7.40		I	OFT		TABLE 4	TABLE 5		
4-CT-2-112-301R-2	M2-0232	C7.30	C-H	P	SFT	VT-2	Po	To	(3)	1766
		-----		---	---		-----	-----		
		C7.40		I	OFT		TABLE 4	TABLE 5		
16-CT-2-120-151R-2	M2-0232-A	C7.30	C-H	P	SFT	VT-2	Po	To		1382
		-----		---	---		-----	-----		
		C7.40		I	SHT		TABLE 4	TABLE 5		
16-CT-2-121-151R-2	M2-0232-A	C7.30	C-H	P	SFT	VT-2	Po	To		1383
		-----		---	---		-----	-----		
		C7.40		I	SHT		TABLE 4	TABLE 5		

UNIT 2 ASME SECTION XI INSERVICE PRESSURE  
TEST LINE LIST  
TABLE 9

Line/Component No.	Flow Diagram No.	ASME Item	Exam CAT	Test Freq.	Type Test	Exam Method	Test Pressure	Test Temp.	Notes/Comments	REC NO.
=====	=====	----	----	-----	----	-----	-----	-----	=====	----
>* CONTAINMENT SPRAY (CT)										
10-CT-2-128-151R-2	M2-0232A	C7.30	C-H	P	SFT	VT-2	Po	To	(3)	1814
		-----		---	---		-----	-----		
		C7.40		I	OFT		N/A	N/A		
2-CT-2-133-151-3	M2-0232-A	D2.10	D-B	P	SFT	VT-2	Po	To		1389
		-----		---	---		-----	-----		
		D2.10		I	SHT		TABLE 4	TABLE 5		
1/2-CT-2-905-1501R-2	M2-0232	C7.30	C-H	P	SFT	VT-2	Po	To		1394
		-----		---	---		-----	-----		
		C7.40		I	SHT		TABLE 4	TABLE 5		
1/2-CT-2-906-1501R-2	M2-0232	C7.30	C-H	P	SFT	VT-2	Po	To		1395
		-----		---	---		-----	-----		
		C7.40		I	SHT		TABLE 4	TABLE 5		
1/2-CT-2-907-1501R-2	M2-0232	C7.30	C-H	P	SFT	VT-2	Po	To		1819
		-----		---	---		-----	-----		
		C7.40		I	SHT		TABLE 4	TABLE 5		
1/2-CT-2-908-1501R-2	M2-0232	C7.30	C-H	P	SFT	VT-2	Po	To		1396
		-----		---	---		-----	-----		
		C7.40		I	SHT		TABLE 4	TABLE 5		
1/2-CT-2-909-1501R-2	M2-0232	C7.30	C-H	P	SFT	VT-2	Po	To		1397
		-----		---	---		-----	-----		
		C7.40		I	SHT		TABLE 4	TABLE 5		
1/2-CT-2-910-1501R-2	M2-0232	C7.30	C-H	P	SFT	VT-2	Po	To		1398
		-----		---	---		-----	-----		
		C7.40		I	SHT		TABLE 4	TABLE 5		
1/2-CT-2-911-1501R-2	M2-0232	C7.30	C-H	P	SFT	VT-2	Po	To		1399
		-----		---	---		-----	-----		
		C7.40		I	SHT		TABLE 4	TABLE 5		

UNIT 2 ASME SECTION XI INSERVICE PRESSURE  
TEST LINE LIST  
TABLE 9

Line/Component No.	Flow Diagram No.	ASME Item	Exam CAT	Test Freq.	Type Test	Exam Method	Test Pressure	Test Temp.	Notes/Comments	REC NO.
=====	=====	=====	=====	=====	=====	=====	=====	=====	=====	=====
** CONTAINMENT SPRAY (CT)										
1/2-CT-2-912-1501R-2	M2-0232	C7.30	C-H	P	SFT	VT-2	Po	To		1400
		-----			---		-----	-----		
		C7.40		I	SHT		TABLE 4	TABLE 5		
1/2-CT-2-913-1501R-2	M2-0232	C7.30	C-H	P	SFT	VT-2	Po	To		1401
		-----			---		-----	-----		
		C7.40		I	SHT		TABLE 4	TABLE 5		
1/2-CT-2-914-1501R-2	M2-0232	C7.30	C-H	P	SFT	VT-2	Po	To		1402
		-----			---		-----	-----		
		C7.40		I	SHT		TABLE 4	TABLE 5		
1/2-CT-2-915-1501R-2	M2-0232	C7.30	C-H	P	SFT	VT-2	Po	To		1403
		-----			---		-----	-----		
		C7.40		I	SHT		TABLE 4	TABLE 5		
1/2-CT-2-916-1501R-2	M2-0232	C7.30	C-H	P	SFT	VT-2	Po	To		1404
		-----			---		-----	-----		
		C7.40		I	SHT		TABLE 4	TABLE 5		
1/2-CT-2-917-1501R-2	M2-0232	C7.30	C-H	P	SFT	VT-2	Po	To		1405
		-----			---		-----	-----		
		C7.40		I	SHT		TABLE 4	TABLE 5		
1/2-CT-2-918-1501R-2	M2-0232	C7.30	C-H	P	SFT	VT-2	Po	To		1406
		-----			---		-----	-----		
		C7.40		I	SHT		TABLE 4	TABLE 5		
1/2-CT-2-919-1501R-2	M2-0232	C7.30	C-H	P	SFT	VT-2	Po	To		1407
		-----			---		-----	-----		
		C7.40		I	SHT		TABLE 4	TABLE 5		
1/2-CT-2-920-1501R-2	M2-0232	C7.30	C-H	P	SFT	VT-2	Po	To		1408
		-----			---		-----	-----		
		C7.40		I	SHT		TABLE 4	TABLE 5		

UNIT 2 ASME SECTION XI INSERVICE PRESSURE  
TEST LINE LIST  
TABLE 9

Line/Component No. =====	Flow Diagram No. =====	ASME Item ----	Exam CAT ----	Test Freq. -----	Type Test ----	Exam Method -----	Test Pressure -----	Test Temp. -----	Notes/Comments =====	REC NO. ----
** CONTAINMENT SPRAY (CT)										
1/2-CT-2-921-1501R-2	M2-0232	C7.30	C-H	P	SFT	VT-2	Po	To		1409
		-----		---	---		-----	-----		
		C7.40		I	SHT		TABLE 4	TABLE 5		
1/2-CT-2-922-1501R-2	M2-0232	C7.30	C-H	P	SFT	VT-2	Po	To		1410
		-----		---	---		-----	-----		
		C7.40		I	SHT		TABLE 4	TABLE 5		
1/2-CT-2-923-1501R-2	M2-0232	C7.30	C-H	P	SFT	VT-2	Po	To		1411
		-----		---	---		-----	-----		
		C7.40		I	SHT		TABLE 4	TABLE 5		
1/2-CT-2-924-1501R-2	M2-0232	C7.30	C-H	P	SFT	VT-2	Po	To		1412
		-----		---	---		-----	-----		
		C7.40		I	SHT		TABLE 4	TABLE 5		
1/2-CT-2-925-1501R-2	M2-0232	C7.30	C-H	P	SFT	VT-2	Po	To		1413
		-----		---	---		-----	-----		
		C7.40		I	SHT		TABLE 4	TABLE 5		
1/2-CT-2-926-1501R-2	M2-0232	C7.30	C-H	P	SFT	VT-2	Po	To		1414
		-----		---	---		-----	-----		
		C7.40		I	SHT		TABLE 4	TABLE 5		
1/2-CT-2-927-1501R-2	M2-0232	C7.30	C-H	P	SFT	VT-2	Po	To		1415
		-----		---	---		-----	-----		
		C7.40		I	SHT		TABLE 4	TABLE 5		
1/2-CT-2-928-1501R-2	M2-0232	C7.30	C-H	P	SFT	VT-2	Po	To		1416
		-----		---	---		-----	-----		
		C7.40		I	SHT		TABLE 4	TABLE 5		
1/2-CT-2-929-1501R-2	M2-0232	C7.30	C-H	P	SFT	VT-2	Po	To		1417
		-----		---	---		-----	-----		
		C7.40		I	SHT		TABLE 4	TABLE 5		

UNIT 2 ASME SECTION XI INSERVICE PRESSURE  
TEST LINE LIST  
TABLE 9

Line/Component No. =====	Flow Diagram No. =====	ASME Item =====	Exam CAT =====	Test Freq. =====	Type Test =====	Exam Method =====	Test Pressure =====	Test Temp. =====	Notes/Comments =====	REC NO. =====
** CONTAINMENT SPRAY (CT)										
1/2-CT-2-930-1501R-2	M2-0232	C7.30	C-H	P	SFT	VT-2	Po	To		1418
		-----		---	---		-----	-----		
		C7.40		I	SHT		TABLE 4	TABLE 5		
1/2-CT-2-931-1501R-2	M2-0232	C7.30	C-H	P	SFT	VT-2	Po	To		1419
		-----		---	---		-----	-----		
		C7.40		I	SHT		TABLE 4	TABLE 5		
1/2-CT-2-932-1501R-2	M2-0232	C7.30	C-H	P	SFT	VT-2	Po	To		1420
		-----		---	---		-----	-----		
		C7.40		I	SHT		TABLE 4	TABLE 5		
1/2-CT-2-933-1501R-2	M2-0232	C7.30	C-H	P	SFT	VT-2	Po	To		1421
		-----		---	---		-----	-----		
		C7.40		I	SHT		TABLE 4	TABLE 5		
1/2-CT-2-934-1501R-2	M2-0232	C7.30	C-H	P	SFT	VT-2	Po	To		1422
		-----		---	---		-----	-----		
		C7.40		I	SHT		TABLE 4	TABLE 5		
1/2-CT-2-935-1501R-2	M2-0232	C7.30	C-H	P	SFT	VT-2	Po	To		1423
		-----		---	---		-----	-----		
		C7.40		I	SHT		TABLE 4	TABLE 5		
1/2-CT-2-936-1501R-2	M2-0232	C7.30	C-H	P	SFT	VT-2	Po	To		1424
		-----		---	---		-----	-----		
		C7.40		I	SHT		TABLE 4	TABLE 5		
CP2-CTEDCS-01 CHEM EDUCTOR	M2-0232	C7.30	C-H	P	SFT	VT-2	Po	To		1431
		-----		---	---		-----	-----		
		C7.40		I	SHT		TABLE 4	TABLE 5		
CP2-CTEDCS-02 CHEM EDUCTOR	M2-0232	C7.30	C-H	P	SFT	VT-2	Po	To		1432
		-----		---	---		-----	-----		
		C7.40		I	SHT		TABLE 4	TABLE 5		

UNIT 2 ASME SECTION XI INSERVICE PRESSURE  
TEST LINE LIST  
TABLE 9

Line/Component No.	Flow Diagram No.	ASME Item	Exam CA1	Test Freq.	Type Test	Exam Method	Test Pressure	Test Temp.	Notes/Comments	REC NO.
=====	=====	=====	=====	=====	=====	=====	=====	=====	=====	=====
** CONTAINMENT SPRAY (CT)										
CP2-CTEDCS-03 CHEM EDUCTOR	M2-0232	C7.30	C-H	P	SFT	VT-2	Po	To		1433
		-----		---	---		-----	-----		
		C7.40		I	SHT		TABLE 4	TABLE 5		
CP2-CTEDCS-04 CHEM EDUCTOR	M2-0232	C7.30	C-H	P	SFT	VT-2	Po	To		1434
		-----		---	---		-----	-----		
		C7.40		I	SHT		TABLE 4	TABLE 5		
CP2-CTAHCS-01 CT HX	M2-0232	C7.10	C-H	P	SFT	VT-2	Po	To		1425
		-----		---	---		-----	-----		
		C7.20		I	SHT		TABLE 4	TABLE 5		
CP2-CTAHCS-02 CT HX	M2-0232	C7.10	C-H	P	SFT	VT-2	Po	To		1426
		-----		---	---		-----	-----		
		C7.20		I	SHT		TABLE 4	TABLE 5		
CP2-CTAPCS-01 PUMP	M2-0232	C7.50	C-H	P	SFT	VT-2	Po	To		1427
		-----		---	---		-----	-----		
		C7.60		I	SHT		TABLE 4	TABLE 5		
CP2-CTAPCS-02 PUMP	M2-0232	C7.50	C-H	P	SFT	VT-2	Po	To		1428
		-----		---	---		-----	-----		
		C7.60		I	SHT		TABLE 4	TABLE 5		
CP2-CTAPCS-03 PUMP	M2-0232	C7.50	C-H	P	SFT	VT-2	Po	To		1429
		-----		---	---		-----	-----		
		C7.60		I	SHT		TABLE 4	TABLE 5		
CP2-CTAPCS-04 PUMP	M2-0232	C7.50	C-H	P	SFT	VT-2	Po	To		1430
		-----		---	---		-----	-----		
		C7.60		I	SHT		TABLE 4	TABLE 5		
CP2-CTATCA-01 TANK	M2-0232-A	D2.10	D-B	P	SFT	VT-2	Po	To		1436
		-----		---	---		-----	-----		
		D2.10		I	SHT		TABLE 4	TABLE 5		

UNIT 2 ASME SECTION XI INSERVICE PRESSURE  
TEST LINE LIST  
TABLE 9

Line/Component No.	Flow Diagram No.	ASME Item	Exam CAT	Test Freq.	Type Test	Exam Method	Test Pressure	Test Temp.	Notes/Comments	REC NO.
-----	-----	----	----	-----	----	-----	-----	-----	-----	---
** CONTAINMENT SPRAY (CT) CP2-CTATRW-01 TANK	M2-0232-A	C7.10	C-H	P	SFT	VT-2	Po	To	(1)	1435
		-----		---	---		-----	-----		
		C7.20		I	SHT		TABLE 4	TABLE 5		



UNIT 2 ASME SECTION XI INSERVICE PRESSURE  
TEST LINE LIST  
TABLE 9

Line/Component No.	Flow Diagram No.	ASME Item	Exam CAT	Test Freq.	Type Test	Exam Method	Test Pressure	Test Temp.	Notes/Comments	REC NO.
=====	=====	=====	=====	=====	=====	=====	=====	=====	=====	=====
** DEMINERALIZED & REACTOR WATER MAKE-UP (DD)										
3-DD-2-004-151-3	M2-0241	D1.10	D-A	P	SIT	VT-2	Po	To		548
		-----		I	SHT		TABLE 4	TABLE 5		
4-DD-2-005-151-3	M2-0241	D1.10	D-A	P	SIT	VT-2	Po	To	(1)	549
		-----		I	SHT		TABLE 4	TABLE 5		
4-DD-2-008-151-3	M2-0241	D1.10	D-A	P	SIT	VT-2	Po	To	(1)	550
		-----		I	SHT		TABLE 4	TABLE 5		
2-DD-2-009-151-3	M2-0241	D1.10	D-A	P	SIT	VT-2	Po	To		551
		-----		I	SHT		TABLE 4	TABLE 5		
4-DD-2-012-151-3	M2-0241	D1.10	D-A	P	SIT	VT-2	Po	To	(1) UPSTRM OF 1DD-011	552
		-----		I	SHT		TABLE 4	TABLE 5		
4-DD-2-013-151-3	M2-0241	D1.10	D-A	P	SIT	VT-2	Po	To		553
		-----		I	SHT		TABLE 4	TABLE 5		
3-DD-2-014-151-3	M2-0241	D1.10	D-A	P	SIT	VT-2	Po	To		554
		-----		I	SHT		TABLE 4	TABLE 5		
1-DD-2-015-151-3	M2-0241	D1.10	D-A	P	SIT	VT-2	Po	To		555
		-----		I	SHT		TABLE 4	TABLE 5		
3-DD-2-016-151-3	M2-0241	D1.10	D-A	P	SIT	VT-2	Po	To		556
		-----		I	SHT		TABLE 4	TABLE 5		

UNIT 2 ASME SECTION XI INSERVICE PRESSURE  
TEST LINE LIST  
TABLE 9

Line/Component No.	Flow Diagram No.	ASME Item	Exam CAT	Test Freq.	Type Test	Exam Method	Test Pressure	Test Temp.	Notes/Comments	REC NO.
=====	=====	----	----	-----	----	-----	-----	-----	=====	----
** DEMINERALIZED & REACTOR WATER MAKE-UP (DD)										
3-DD-2-017-151-3	M2-0241	D1.10	D-A	P	SIT	VT-2	Po	To		557
		----		---	---		-----	-----		
		D1.10		I	SHT		TABLE 4	TABLE 5		
3-DD-2-018-151-3	M2-0241	D1.10	D-A	P	SIT	VT-2	Po	To		558
		----		---	---		-----	-----		
		D1.10		I	SHT		TABLE 4	TABLE 5		
3-DD-2-019-151-3	M2-0241	D3.10	D-C	P	SIT	VT-2	Po	To		559
		----		---	---		-----	-----		
		D3.10		I	SHT		TABLE 4	TABLE 5		
2-DD-2-020-151-3	M2-0241	D1.10	D-A	P	SIT	VT-2	Po	To		560
		----		---	---		-----	-----		
		D1.10		I	SHT		TABLE 4	TABLE 5		
1-DD-2-027-151-3	M2-0241	D1.10	D-A	P	SIT	VT-2	Po	To	(1) DNSTRM OF 1DD-027	561
		----		---	---		-----	-----		
		D1.10		I	SHT		TABLE 4	TABLE 5		
3-DD-2-034-151-2	M2-0242	C7.30	C-H	P	SFT	VT-2	Po	To	(2)	562
		----		---	---		-----	-----		
		C7.40		I	SHT		TABLE 4	TABLE 5		
1-DD-2-097-151-3	M2-0241	D1.10	D-A	P	SIT	VT-2	Po	To		563
		----		---	---		-----	-----		
		D1.10		I	SHT		TABLE 4	TABLE 5		
3-DD-2-113-152-3	M2-0241	D1.10	D-A	P	SIT	VT-2	Po	To		564
		----		---	---		-----	-----		
		D1.10		I	SHT		TABLE 4	TABLE 5		
1-DD-2-114-152-3	M2-0241	D1.10	D-A	P	SIT	VT-2	Po	To		565
		----		---	---		-----	-----		
		D1.10		I	SHT		TABLE 4	TABLE 5		

UNIT 2 ASME SECTION XI INSERVICE PRESSURE  
TEST LINE LIST  
TABLE 9

Line/Component No.	Flow Diagram No.	ASME Item	Exam CAT	Test Freq.	Type Test	Exam Method	Test Pressure	Test Temp.	Notes/Comments	REC NO.
-----	-----	----	----	-----	----	-----	-----	-----	-----	----
** DEMINERALIZED & REACTOR WATER MAKE-UP (DD)										
1-DD-2-124-151-3	M2-0241	D1.10	D-A	P	SIT	VT-2	Po	To	(1)	1820
		-----		---	---		-----	-----		
		D1.10		I	SHT		TABLE 4	TABLE 5		
3/4-DD-2-914-151-2	M2-0242	C7.30	C-H	P	SFT	VT-2	Po	To	(2)	566
		-----		---	---		-----	-----		
		C7.40		I	SHT		TABLE 4	TABLE 5		
3/4-DD-2-917-151-3	M2-0241	D1.10	D-A	P	SIT	VT-2	Po	To		1776
		-----		---	---		-----	-----		
		D1.10		I	SHT		TABLE 4	TABLE 5		
3/4-DD-2-918-151-3	M2-0241	D1.10	D-A	P	SIT	VT-2	Po	To	(1)	1777
		-----		---	---		-----	-----		
		D1.10		I	SHT		TABLE 4	TABLE 5		
CP2-DDAPRM-01 PUMP	M2-0241	D1.10	D-A	P	SIT	VT-2	Po	To		568
		-----		---	---		-----	-----		
		D1.10		I	SHT		TABLE 4	TABLE 5		
CP2-DDATRM-01 TANK	M2-0241	D1.10	D-A	P	SIT	VT-2	Po	To		567
		-----		---	---		-----	-----		
		D1.10		I	SHT		TABLE 4	TABLE 5		

UNIT 2 ASME SECTION XI INSERVICE PRESSURE  
TEST LINE LIST  
TABLE 9

Line/Component No.	Flow Diagram No.	ASME Item	Exam CAT	Test Freq.	Type Test	Exam Method	Test Pressure	Test Temp.	Notes/Comments	REC NO.
=====	=====	=====	=====	=====	=====	=====	=====	=====	=====	=====
** DIESEL GENERATOR AUXILIARY (DO)										
2-DO-2-003-152-3	M2-0215-F	D2.10	D-B	P	SFT	VT-2	Po	To		3
		-----		---	---		-----	-----		
		D2.10		I	SHT		TABLE 4	TABLE 5		
1 1/2-DO-2-007-152-3	M2-0215-F	D2.10	D-B	P	SFT	VT-2	Po	To		4
		-----		---	---		-----	-----		
		D2.10		I	SHT		TABLE 4	TABLE 5		
2-DO-2-008-152-3	M2-0215-F	D2.10	D-B	P	SFT	VT-2	Po	To		5
		-----		---	---		-----	-----		
		D2.10		I	SHT		TABLE 4	TABLE 5		
2-DO-2-009-152-3	M2-0215-F	D2.10	D-B	P	SFT	VT-2	Po	To		6
		-----		---	---		-----	-----		
		D2.10		I	SHT		TABLE 4	TABLE 5		
2-DO-2-015-152-3	M2-0215-G	D2.10	D-B	P	SFT	VT-2	Po	To		1956
		-----		---	---		-----	-----		
		D2.10		I	SHT		TABLE 4	TABLE 5		
1 1/2-DO-2-020-152-3	M2-0215-F	D2.10	D-B	P	SFT	VT-2	Po	To		7
		-----		---	---		-----	-----		
		D2.10		I	SHT		TABLE 4	TABLE 5		
1 1/2-DO-2-027-152-3	M2-0215-G	D2.10	D-B	P	SFT	VT-2	Po	To		8
		-----		---	---		-----	-----		
		D2.10		I	SHT		TABLE 4	TABLE 5		
1 1/2-DO-2-028-152-3	M2-0215-G	D2.10	D-B	P	SFT	VT-2	Po	To		9
		-----		---	---		-----	-----		
		D2.10		I	SHT		TABLE 4	TABLE 5		
2-DO-2-031-152-3	M2-0215-G	D2.10	D-B	P	SFT	VT-2	Po	To		1837
		-----		---	---		-----	-----		
		D2.10		I	SHT		TABLE 4	TABLE 5		

UNIT 2 ASME SECTION XI INSERVICE PRESSURE  
TEST LINE LIST  
TABLE 9

Line/Component No.	Flow Diagram No.	ASME Item	Exam CAT	Test Freq.	Type Test	Exam Method	Test Pressure	Test Temp.	Notes/Comments	REC NO.
=====	=====	=====	=====	=====	=====	=====	=====	=====	=====	=====
** DIESEL GENERATOR AUXILIARY (DO)										
3-DO-2-034-602-3	M2-0215-D	D2.10	D-B	P	SFT	VT-2	Po	To		10
		-----		---	---		-----	-----		
		D2.10		I	SPT		TABLE 4	TABLE 5		
2-DO-2-036-152-3	M2-0215-G	D2.10	D-B	P	SFT	VT-2	Po	To		11
		-----		---	---		-----	-----		
		D2.10		I	SPT		TABLE 4	TABLE 5		
3-DO-2-039-602-3	M2-0215-D	D2.10	D-B	P	SFT	VT-2	Po	To		12
		-----		---	---		-----	-----		
		D2.10		I	SPT		TABLE 4	TABLE 5		
3/4-DO-2-044-152-3	M2-0215-F	D2.10	D-B	P	SFT	VT-2	Po	To		1841
		-----		---	---		-----	-----		
		D2.10		I	SPT		TABLE 4	TABLE 5		
3-DO-2-054-602-3	M2-0215-E	D2.10	D-B	P	SFT	VT-2	Po	To		13
		-----		---	---		-----	-----		
		D2.10		I	SPT		TABLE 4	TABLE 5		
3-DO-2-059-602-3	M2-0215-E	D2.10	D-B	P	SFT	VT-2	Po	To		14
		-----		---	---		-----	-----		
		D2.10		I	SPT		TABLE 4	TABLE 5		
1 1/2-DO-2-077-602-3	M2-0215-D	D2.10	D-B	P	SFT	VT-2	Po	To		15
		-----		---	---		-----	-----		
		D2.10		I	SPT		TABLE 4	TABLE 5		
1 1/2-DO-2-078-602-3	M2-0215-D	D2.10	D-B	P	SFT	VT-2	Po	To		16
		-----		---	---		-----	-----		
		D2.10		I	SPT		TABLE 4	TABLE 5		
1 1/2-DO-2-079-602-3	M2-0215-E	D2.10	D-B	P	SFT	VT-2	Po	To		17
		-----		---	---		-----	-----		
		D2.10		I	SPT		TABLE 4	TABLE 5		

UNIT 2 ASME SECTION XI INSERVICE PRESSURE  
TEST LINE LIST  
TABLE 9

Line/Component No.	Flow Diagram No.	ASME Item	Exam CAT	Test Freq.	Type Test	Exam Method	Test Pressure	Test Temp.	Notes/Comments	REC NO.
=====	=====	=====	=====	=====	=====	=====	=====	=====	=====	=====
** DIESEL GENERATOR AUXILIARY (DO)										
1 1/2-DO-2-080-602-3	M2-0215-E	D2.10	D-B	P	SFT	VT-2	Po	To		18
		-----		---	---		-----	-----		
		D2.10		I	SPT		TABLE 4	TABLE 5		
2-DO-2-081-152-3	M2-0215-F	D2.10	D-B	P	SFT	VT-2	Po	To	DWNSTM OF 2DO-051	1857
		-----		---	---		-----	-----		
		D2.10		I	SPT		TABLE 4	TABLE 5		
2-DO-2-082-152-3	M2-0215-G	D2.10	D-B	P	SFT	VT-2	Po	To	DWNSTM OF 2DO-050	1858
		-----		---	---		-----	-----		
		D2.10		I	SPT		TABLE 4	TABLE 5		
1 1/2-DO-2-083-152-3	M2-0215-F	D2.10	D-B	P	SFT	VT-2	Po	To		19
		-----		---	---		-----	-----		
		D2.10		I	SHT		TABLE 4	TABLE 5		
1 1/2-DO-2-084-152-3	M2-0215-F	D2.10	D-B	P	SFT	VT-2	Po	To		20
		-----		---	---		-----	-----		
		D2.10		I	SHT		TABLE 4	TABLE 5		
1 1/2-DO-2-085-152-3	M2-0215-G	D2.10	D-B	P	SFT	VT-2	Po	To		1859
		-----		---	---		-----	-----		
		D2.10		I	SHT		TABLE 4	TABLE 5		
1 1/2-DO-2-086-152-3	M2-0215-G	D2.10	D-B	P	SFT	VT-2	Po	To		1860
		-----		---	---		-----	-----		
		D2.10		I	SHT		TABLE 4	TABLE 5		
4-DO-2-093-602-3	M2-0215-D	D2.10	D-B	P	SFT	VT-2	Po	To		21
		-----		---	---		-----	-----		
		D2.10		I	SPT		TABLE 4	TABLE 5		
3-DO-2-094-602-3	M2-0215-D	D2.10	D-B	P	SFT	VT-2	Po	To		22
		-----		---	---		-----	-----		
		D2.10		I	SPT		TABLE 4	TABLE 5		

UNIT 2 ASME SECTION XI INSERVICE PRESSURE  
TEST LINE LIST  
TABLE 9

Line/Component No.	Flow Diagram No.	ASME Item	Exam CAT	Test Freq.	Type Test	Exam Method	Test Pressure	Test Temp.	Notes/Comments	REC NO.
=====	=====	=====	=====	=====	=====	=====	=====	=====	=====	=====
** DIESEL GENERATOR AUXILIARY (DO)										
4-DO-2-095-602-3	M2-0215-D	D2.10	D-B	P	SFT	VT-2	Po	To		23
		-----		---	---		-----	-----		
		D2.10		I	SPT		TABLE 4	TABLE 5		
3-DO-2-096-602-3	M2-0215-D	D2.10	D-B	P	SFT	VT-2	Po	To		24
		-----		---	---		-----	-----		
		D2.10		I	SPT		TABLE 4	TABLE 5		
4-DO-2-097-602-3	M2-0215-E	D2.10	D-B	P	SFT	VT-2	Po	To		25
		-----		---	---		-----	-----		
		D2.10		I	SPT		TABLE 4	TABLE 5		
3-DO-2-098-602-3	M2-0215-E	D2.10	D-B	P	SFT	VT-2	Po	To		26
		-----		---	---		-----	-----		
		D2.10		I	SPT		TABLE 4	TABLE 5		
4-DO-2-099-602-3	M2-0215-E	D2.10	D-B	P	SFT	VT-2	Po	To		27
		-----		---	---		-----	-----		
		D2.10		I	SPT		TABLE 4	TABLE 5		
3-DO-2-100-602-3	M2-0215-E	D2.10	D-B	P	SFT	VT-2	Po	To		28
		-----		---	---		-----	-----		
		D2.10		I	SPT		TABLE 4	TABLE 5		
1 1/2-DO-2-101-602-3	M2-0215-D	D2.10	D-B	P	SFT	VT-2	Po	To		29
		-----		---	---		-----	-----		
		D2.10		I	SPT		TABLE 4	TABLE 5		
1 1/2-DO-2-102-602-3	M2-0215-D	D2.10	D-B	P	SFT	VT-2	Po	To		30
		-----		---	---		-----	-----		
		D2.10		I	SPT		TABLE 4	TABLE 5		
1 1/2-DO-2-103-602-3	M2-0215-E	D2.10	D-B	P	SFT	VT-2	Po	To		1861
		-----		---	---		-----	-----		
		D2.10		I	SPT		TABLE 4	TABLE 5		

UNIT 2 ASME SECTION XI INSERVICE PRESSURE  
TEST LINE LIST  
TABLE 9

Line/Component No.	Flow Diagram No.	ASME Item	Exam CAT	Test Freq.	Type Test	Exam Method	Test Pressure	Test Temp.	Notes/Comments	REC NO.
=====	=====	=====	=====	=====	=====	=====	=====	=====	=====	=====
** DIESEL GENERATOR AUXILIARY (DO)										
1 1/2-DO-2-104-602-3	M2-0215-E	D2.10	D-B	P	SFT	VT-2	Po	To		1862
		-----		---	---		-----	-----		
		D2.10		I	SPT		TABLE 4	TABLE 5		
1-DO-2-905-602-3	M2-0215-D	D2.10	D-B	P	SFT	VT-2	Po	To		1864
		-----		---	---		-----	-----		
		D2.10		I	SHT		TABLE 4	TABLE 5		
1-DO-2-906-602-3	M2-0215-D	D2.10	D-B	P	SFT	VT-2	Po	To		31
		-----		---	---		-----	-----		
		D2.10		I	SPT		TABLE 4	TABLE 5		
1/4-DO-2-907-601-3	M2-0215-D	D2.10	D-B	P	SFT	VT-2	Po	To		32
		-----		---	---		-----	-----		
		D2.10		I	SPT		TABLE 4	TABLE 5		
1/4-DO-2-908-601-3	M2-0215-D	D2.10	D-B	P	SFT	VT-2	Po	To		33
		-----		---	---		-----	-----		
		D2.10		I	SPT		TABLE 4	TABLE 5		
1/4-DO-2-909-601-3	M2-0215-E	D2.10	D-B	P	SFT	VT-2	Po	To		34
		-----		---	---		-----	-----		
		D2.10		I	SPT		TABLE 4	TABLE 5		
1/4-DO-2-910-601-3	M2-0215-E	D2.10	D-B	P	SFT	VT-2	Po	To		35
		-----		---	---		-----	-----		
		D2.10		I	SPT		TABLE 4	TABLE 5		
1-DO-2-911-602-3	M2-0215-E	D2.10	D-B	P	SFT	VT-2	Po	To		36
		-----		---	---		-----	-----		
		D2.10		I	SPT		TABLE 4	TABLE 5		
1-DO-2-912-602-3	M2-0215-E	D2.10	D-B	P	SFT	VT-2	Po	To		37
		-----		---	---		-----	-----		
		D2.10		I	SPT		TABLE 4	TABLE 5		



UNIT 2 ASME SECTION XI INSERVICE PRESSURE  
TEST LINE LIST  
TABLE 9

Line/Component No.	Flow Diagram No.	ASME Item	Exam CAT	Test Freq.	Type Test	Exam Method	Test Pressure	Test Temp.	Notes/Comments	REC NO.
=====	=====	=====	=====	=====	=====	=====	=====	=====	=====	=====
** DIESEL GENERATOR AUXILIARY (DO)										
CP2-DOAPFT-01 TRANSFER PUMP	M2-0215-F	D2.10	D-B	P	SFT	VT-2	Po	To		44
		-----		---	---		-----	-----		
		D2.10		I	SHT		TABLE 4	TABLE 5		
CP2-DOAPFT-02 TRANSFER PUMP	M2-0215-F	D2.10	D-B	P	SFT	VT-2	Po	To		45
		-----		---	---		-----	-----		
		D2.10		I	SHT		TABLE 4	TABLE 5		
CP2-DOAPFT-03 TRANSFER PUMP	M2-0215-G	D2.10	D-B	P	SFT	VT-2	Po	To		46
		-----		---	---		-----	-----		
		D2.10		I	SHT		TABLE 4	TABLE 5		
CP2-DOAPFT-04 TRANSFER PUMP	M2-0215-G	D2.10	D-B	P	SFT	VT-2	Po	To		47
		-----		---	---		-----	-----		
		D2.10		I	SHT		TABLE 4	TABLE 5		
CP2-DOATDT-01 DAY TANK	M2-0215-F	D2.10	D-B	P	SFT	VT-2	Po	To		1780
		-----		---	---		-----	-----		
		D2.10		I	SPT		TABLE 4	TABLE 5		
CP2-DOATDT-02 DAY TANK	M2-0215-G	D2.10	D-B	P	SFT	VT-2	Po	To		1781
		-----		---	---		-----	-----		
		D2.10		I	SPT		TABLE 4	TABLE 5		
CP2-MEATAR-01 AIR RECEIVER	M2-0215-D	D2.10	D-B	P	SFT	VT-2	Po	To		40
		-----		---	---		-----	-----		
		D2.10		I	SPT		TABLE 4	TABLE 5		
CP2-MEATAR-02 AIR RECEIVER	M2-0215-D	D2.10	D-B	P	SFT	VT-2	Po	To		41
		-----		---	---		-----	-----		
		D2.10		I	SPT		TABLE 4	TABLE 5		
CP2-MEATAR-03 AIR RECEIVER	M2-0215-E	D2.10	D-B	P	SFT	VT-2	Po	To		42
		-----		---	---		-----	-----		
		D2.10		I	SPT		TABLE 4	TABLE 5		

UNIT 2 ASME SECTION XI INSERVICE PRESSURE  
TEST LINE LIST  
TABLE 9

Line/Component No.	Flow Diagram No.	ASME Item	Exam CAT	Test Freq.	Type Test	Exam Method	Test Pressure	Test Temp.	Notes/Comments	REC NO.
=====	=====	=====	=====	=====	=====	=====	=====	=====	=====	=====
** DIESEL GENERATOR AUXILIARY (DO)										
CP2-MEATAR-04 AIR RECEIVER	M2-0215-E	D2.10	D-B	P	SFT	VT-2	Pa	To		43
		-----		---	---		-----	-----		
		D2.10		I	SPT		TABLE 4	TABLE 5		

UNIT 2 ASME SECTION XI INSERVICE PRESSURE  
TEST LINE LIST  
TABLE 9

Line/Component No.	Flow Diagram No.	ASME Item	Exam CAT	Test Freq.	Type Test	Exam Method	Test Pressure	Test Temp.	Notes/Comments	REC NO.
=====	=====	====	====	=====	====	=====	=====	=====	=====	====
** FEEDWATER (FW)										
18-FW-2-017-1303-2	M2-0203-1	C7.30	C-H	P	SIT	VT-2	Po	To		299
	M2-0203-1A	-----		---	---		-----	-----		
		C7.40		I	SHT		TABLE 4	TABLE 5		
18-FW-2-018-1303-2	M2-0203-1	C7.30	C-H	P	SIT	VT-2	Po	To		300
	M2-0203-1A	-----		---	---		-----	-----		
		C7.40		I	SHT		TABLE 4	TABLE 5		
18-FW-2-019-1303-2	M2-0203-1	C7.30	C-H	P	SIT	VT-2	Po	To		301
	M2-0203-1A	-----		---	---		-----	-----		
		C7.40		I	SHT		TABLE 4	TABLE 5		
18-FW-2-020-1303-2	M2-0203-1	C7.30	C-H	P	SIT	VT-2	Po	To		302
	M2-0203-1A	-----		---	---		-----	-----		
		C7.40		I	SHT		TABLE 4	TABLE 5		
1 1/2-FW-2-030-1303-2	M2-0203-1	C7.30	C-H	P	SIT	VT-2	Po	To	EXEMPT: DNSTRM FW-156	303
		-----		---	---		-----	-----		
		C7.40		I	SHT		TABLE 4	TABLE 5		
1 1/2-FW-2-031-1303-2	M2-0203-1	C7.30	C-H	P	SIT	VT-2	Po	To	EXEMPT: DNSTRM FW-157	304
		-----		---	---		-----	-----		
		C7.40		I	SHT		TABLE 4	TABLE 5		
1 1/2-FW-2-032-1303-2	M2-0203-1	C7.30	C-H	P	SIT	VT-2	Po	To	EXEMPT: DNSTRM FW-158	305
		-----		---	---		-----	-----		
		C7.40		I	SHT		TABLE 4	TABLE 5		
1 1/2-FW-2-033-1303-2	M2-0203-1	C7.30	C-H	P	SIT	VT-2	Po	To	EXEMPT: DNSTRM FW-159	306
		-----		---	---		-----	-----		
		C7.40		I	SHT		TABLE 4	TABLE 5		
18-FW-2-034-2003-2	M2-0203-1	C7.30	C-H	P	SIT	VT-2	Po	To		307
		-----		---	---		-----	-----		
		C7.40		I	SHT		TABLE 4	TABLE 5		

UNIT 2 ASME SECTION XI INSERVICE PRESSURE  
TEST LINE LIST  
TABLE 9

Line/Component No.	Flow Diagram No.	ASME Item	Exam CAT	Test Freq.	Type Test	Exam Method	Test Pressure	Test Temp.	Notes/Comments	REC NO.
=====	=====	=====	=====	=====	=====	=====	=====	=====	=====	=====
** FEEDWATER (FW)										
18-FW-2-035-2003-2	M2-0203-1	C7.30	C-H	P	SIT	VT-2	Po	To		308
		-----		---	---		-----	-----		
		C7.40		I	SHT		TABLE 4	TABLE 5		
18-FW-2-036-2003-2	M2-0203-1	C7.30	C-H	P	SIT	VT-2	Po	To		309
		-----		---	---		-----	-----		
		C7.40		I	SHT		TABLE 4	TABLE 5		
18-FW-2-037-2003-2	M2-0203-1	C7.30	C-H	P	SIT	VT-2	Po	To		310
		-----		---	---		-----	-----		
		C7.40		I	SHT		TABLE 4	TABLE 5		
3/4-FW-2-039-1303-2	M2-0203-1	C7.30	C-H	P	SIT	VT-2	Po	To		311
		-----		---	---		-----	-----		
		C7.40		I	SHT		TABLE 4	TABLE 5		
3/4-FW-2-040-1303-2	M2-0203-1	C7.30	C-H	P	SIT	VT-2	Po	To		312
		-----		---	---		-----	-----		
		C7.40		I	SHT		TABLE 4	TABLE 5		
3/4-FW-2-046-1303-2	M2-0203-1	C7.30	C-H	P	SIT	VT-2	Po	To		313
		-----		---	---		-----	-----		
		C7.40		I	SHT		TABLE 4	TABLE 5		
3/4-FW-2-047-1303-2	M2-0203-1	C7.30	C-H	P	SIT	VT-2	Po	To		314
		-----		---	---		-----	-----		
		C7.40		I	SHT		TABLE 4	TABLE 5		
3/4-FW-2-048-1303-2	M2-0203-1	C7.30	C-H	P	SIT	VT-2	Po	To		315
		-----		---	---		-----	-----		
		C7.40		I	SHT		TABLE 4	TABLE 5		
3/4-FW-2-049-1303-2	M2-0203-1	C7.30	C-H	P	SIT	VT-2	Po	To		316
		-----		---	---		-----	-----		
		C7.40		I	SHT		TABLE 4	TABLE 5		

UNIT 2 ASME SECTION XI INSERVICE PRESSURE  
TEST LINE LIST  
TABLE 9

Line/Component No.	Flow Diagram No.	ASME Item	Exam CAT	Test Freq.	Type Test	Exam Method	Test Pressure	Test Temp.	Notes/Comments	REC NO.
=====	=====	----	----	-----	----	-----	-----	-----	=====	----
** FEEDWATER (FW)										
16-FW-2-073-1303-2	M2-0203-1A	C7.30	C-H	P	SIT	VT-2	Po	To		317
		-----		---	---		-----	-----		
		C7.40		I	SHT		TABLE 4	TABLE 5		
16-FW-2-074-1303-2	M2-0203-1A	C7.30	C-H	P	SIT	VT-2	Po	To		318
		-----		---	---		-----	-----		
		C7.40		I	SHT		TABLE 4	TABLE 5		
16-FW-2-075-1303-2	M2-0203-1A	C7.30	C-H	P	SIT	VT-2	Po	To		319
		-----		---	---		-----	-----		
		C7.40		I	SHT		TABLE 4	TABLE 5		
16-FW-2-076-1303-2	M2-0203-1A	C7.30	C-H	P	SIT	VT-2	Po	To		320
		-----		---	---		-----	-----		
		C7.40		I	SHT		TABLE 4	TABLE 5		
6-FW-2-091-2003-2	M2-0203-1	C7.30	C-H	P	SIT	VT-2	Po	To		321
		-----		---	---		-----	-----		
		C7.40		I	SHT		TABLE 4	TABLE 5		
6-FW-2-092-2003-2	M2-0203-1	C7.30	C-H	P	SIT	VT-2	Po	To		322
		-----		---	---		-----	-----		
		C7.40		I	SHT		TABLE 4	TABLE 5		
6-FW-2-093-2003-2	M2-0203-1	C7.30	C-H	P	SIT	VT-2	Po	To		323
		-----		---	---		-----	-----		
		C7.40		I	SHT		TABLE 4	TABLE 5		
6-FW-2-094-2003-2	M2-0203-1	C7.30	C-H	P	SIT	VT-2	Po	To		324
		-----		---	---		-----	-----		
		C7.40		I	SHT		TABLE 4	TABLE 5		
6-FW-2-095-1303-2	M2-0203-1 M2-0203-1A	C7.30	C-H	P	SIT	VT-2	Po	To		325
		-----		---	---		-----	-----		
		C7.40		I	SHT		TABLE 4	TABLE 5		

UNIT 2 ASME SECTION XI INSERVICE PRESSURE  
TEST LINE LIST  
TABLE 9

Line/Component No.	Flow Diagram No.	ASME Item	Exam CAT	Test Freq.	Type Test	Exam Method	Test Pressure	Test Temp.	Notes/Comments	REC NO.
=====	=====	====	====	=====	====	=====	=====	=====	=====	====
** FEEDWATER (FW)										
6-FW-2-096-1303-2	M2-0203-1	C7.30	C-H	P	SIT	VT-2	Po	To		326
	M2-0203-1A	-----		---	---		-----	-----		
		C7.40		I	SHT		TABLE 4	TABLE 5		
6-FW-2-097-1303-2	M2-0203-1	C7.30	C-H	P	SIT	VT-2	Po	To		327
	M2-0203-1A	-----		---	---		-----	-----		
		C7.40		I	SHT		TABLE 4	TABLE 5		
6-FW-2-098-1303-2	M2-0203-1	C7.30	C-H	P	SIT	VT-2	Po	To		328
	M2-0203-1A	-----		---	---		-----	-----		
		C7.40		I	SHT		TABLE 4	TABLE 5		
6-FW-2-099-1303-2	M2-0203-1A	C7.30	C-H	P	SIT	VT-2	Po	To		329
		-----		---	---		-----	-----		
		C7.40		I	SHT		TABLE 4	TABLE 5		
6-FW-2-100-1303-2	M2-0203-1A	C7.30	C-H	P	SIT	VT-2	Po	To		330
		-----		---	---		-----	-----		
		C7.40		I	SHT		TABLE 4	TABLE 5		
6-FW-2-101-1303-2	M2-0203-1A	C7.30	C-H	P	SIT	VT-2	Po	To		331
		-----		---	---		-----	-----		
		C7.40		I	SHT		TABLE 4	TABLE 5		
6-FW-2-102-1303-2	M2-0203-1A	C7.30	C-H	P	SIT	VT-2	Po	To		332
		-----		---	---		-----	-----		
		C7.40		I	SHT		TABLE 4	TABLE 5		
3-FW-2-103-2003-2	M2-0203-1	C7.30	C-H	P	SIT	VT-2	Po	To		333
		-----		---	---		-----	-----		
		C7.40		I	SHT		TABLE 4	TABLE 5		
3-FW-2-104-2003-2	M2-0203-1	C7.30	C-H	P	SIT	VT-2	Po	To		334
		-----		---	---		-----	-----		
		C7.40		I	SHT		TABLE 4	TABLE 5		

UNIT 2 ASME SECTION XI INSERVICE PRESSURE  
TEST LINE LIST  
TABLE 9

Line/Component No.	Flow Diagram No.	ASME Item	Exam CAT	Test Freq.	Type Test	Exam Method	Test Pressure	Test Temp.	Notes/Comments	REC NO.
** FEEDWATER (FW)										
3-FW-2-105-2003-2	M2-0203-1	C7.30 ----- C7.40	C-H	P --- I	SIT --- SHT	VT-2	Po ----- TABLE 4	To ----- TABLE 5		335
3-FW-2-106-2003-2	M2-0203-1	C7.30 ----- C7.40	C-H	P --- I	SIT --- SHT	VT-2	Po ----- TABLE 4	To ----- TABLE 5		336
3-FW-2-111-1303-2	M2-0203-1	C7.30 ----- C7.40	C-H	P --- I	SIT --- SHT	VT-2	Po ----- TABLE 4	To ----- TABLE 5		337
3-FW-2-112-1303-2	M2-0203-1	C7.30 ----- C7.40	C-H	P --- I	SIT --- SHT	VT-2	Po ----- TABLE 4	To ----- TABLE 5		338
3-FW-2-113-1303-2	M2-0203-1	C7.30 ----- C7.40	C-H	P --- I	SIT --- SHT	VT-2	Po ----- TABLE 4	To ----- TABLE 5		339
3-FW-2-114-1303-2	M2-0203-1	C7.30 ----- C7.40	C-H	P --- I	SIT --- SHT	VT-2	Po ----- TABLE 4	To ----- TABLE 5		340
2-FW-2-900-1303-2	M2-0203-1A	C7.30 ----- C7.40	C-H	P --- I	SIT --- SHT	VT-2	Po ----- TABLE 4	To ----- TABLE 5		341
2-FW-2-901-1303-2	M2-0203-1A	C7.30 ----- C7.40	C-H	P --- I	SIT --- SHT	VT-2	Po ----- TABLE 4	To ----- TABLE 5		342
2-FW-2-902-1303-2	M2-0203-1A	C7.30 ----- C7.40	C-H	P --- I	SIT --- SHT	VT-2	Po ----- TABLE 4	To ----- TABLE 5		343

UNIT 2 ASME SECTION XI INSERVICE PRESSURE  
TEST LINE LIST  
TABLE 9

Line/Component No.	Flow Diagram No.	ASME Item	Exam CAT	Test Freq.	Type Test	Exam Method	Test Pressure	Test Temp.	Notes/Comments	REC NO.
=====	=====	====	====	=====	====	=====	=====	=====	=====	====
** FEEDWATER (FW)										
2-FW-2-903-1303-2	M2-0203-1A	C7.30	C-H	P	SIT	VT-2	Po	To		344
		-----		---	---		-----	-----		
		C7.40		I	SHT		TABLE 4	TABLE 5		
2-FW-2-904-1303-2	M2-0203-1A	C7.30	C-H	P	SIT	VT-2	Po	To		345
		-----		---	---		-----	-----		
		C7.40		I	SHT		TABLE 4	TABLE 5		
2-FW-2-905-1303-2	M2-0203-1A	C7.30	C-H	P	SIT	VT-2	Po	To		346
		-----		---	---		-----	-----		
		C7.40		I	SHT		TABLE 4	TABLE 5		
2-FW-2-906-1303-2	M2-0203-1A	C7.30	C-H	P	SIT	VT-2	Po	To		347
		-----		---	---		-----	-----		
		C7.40		I	SHT		TABLE 4	TABLE 5		
2-FW-2-907-1303-2	M2-0203-1A	C7.30	C-H	P	SIT	VT-2	Po	To		348
		-----		---	---		-----	-----		
		C7.40		I	SHT		TABLE 4	TABLE 5		
3/4-FW-2-908-2003-2	M2-0203-1	C7.30	C-H	P	SIT	VT-2	Po	To		349
		-----		---	---		-----	-----		
		C7.40		I	SHT		TABLE 4	TABLE 5		
3/4-FW-2-909-2003-2	M2-0203-1	C7.30	C-H	P	SIT	VT-2	Po	To		350
		-----		---	---		-----	-----		
		C7.40		I	SHT		TABLE 4	TABLE 5		
3/4-FW-2-910-2003-2	M2-0203-1	C7.30	C-H	P	SIT	VT-2	Po	To		351
		-----		---	---		-----	-----		
		C7.40		I	SHT		TABLE 4	TABLE 5		
3/4-FW-2-911-2003-2	M2-0203-1	C7.30	C-H	P	SIT	VT-2	Po	To		352
		-----		---	---		-----	-----		
		C7.40		I	SHT		TABLE 4	TABLE 5		



UNIT 2 ASME SECTION XI INSERVICE PRESSURE  
TEST LINE LIST  
TABLE 9

Line/Component No.	Flow Diagram No.	ASME Item	Exam CAT	Test Freq.	Type Test	Exam Method	Test Pressure	Test Temp.	Notes/Comments	REC NO.
=====	=====	=====	=====	=====	=====	=====	=====	=====	=====	=====
** FEEDWATER (FW)										
TBX-RCPCSG-01 STEAM GENERATOR	M2-0203-1A	C7.10	C-H	P	SIT	VT-2	Po	To		353
		-----		---	---		-----	-----		
		C7.20		I	SHT		TABLE 4	TABLE 5		
TBX-RCPCSG-02 STEAM GENERATOR	M2-0203-1A	C7.10	C-H	P	SIT	VT-2	Po	To		354
		-----		---	---		-----	-----		
		C7.20		I	SHT		TABLE 4	TABLE 5		
TBX-RCPCSG-03 STEAM GENERATOR	M2-0203-1A	C7.10	C-H	P	SIT	VT-2	Po	To		355
		-----		---	---		-----	-----		
		C7.20		I	SHT		TABLE 4	TABLE 5		
TBX-RCPCSG-04 STEAM GENERATOR	M2-0203-1A	C7.10	C-H	P	SIT	VT-2	Po	To		356
		-----		---	---		-----	-----		
		C7.20		I	SHT		TABLE 4	TABLE 5		

UNIT 2 ASME SECTION XI INSERVICE PRESSURE  
TEST LINE LIST  
TABLE 9

Line/Component No.	Flow Diagram No.	ASME Item	Exam CAT	Test Freq.	Type Test	Exam Method	Test Pressure	Test Temp.	Notes/Comments	REC NO.
=====	=====	=====	=====	=====	=====	=====	=====	=====	=====	=====
** MAIN STEAM (MS)										
32-MS-2-001-1303-2	M2-0202	C7.30	C-H	P	SIT	VT-2	Po	To		219
	M2-0202-2	-----		---	---		-----	-----		
		C7.40		I	SHT		TABLE 4	TABLE 5		
32-MS-2-002-1303-2	M2-0202	C7.30	C-H	P	SIT	VT-2	Po	To		220
	M2-0202-2	-----		---	---		-----	-----		
		C7.40		I	SHT		TABLE 4	TABLE 5		
32-MS-2-003-1303-2	M2-0202	C7.30	C-H	P	SIT	VT-2	Po	To		221
	M2-0202-2	-----		---	---		-----	-----		
		C7.40		I	SHT		TABLE 4	TABLE 5		
32-MS-2-004-1303-2	M2-0202	C7.30	C-H	P	SIT	VT-2	Po	To		222
	M2-0202-2	-----		---	---		-----	-----		
		C7.40		I	SHT		TABLE 4	TABLE 5		
2-MS-2-005-1303-2	M2-0202	C7.30	C-H	P	SIT	VT-2	Po	To		223
		-----		---	---		-----	-----		
		C7.40		I	SHT		TABLE 4	TABLE 5		
3/4-MS-2-006-1501-2	M2-0202-2	C7.30	C-H	P	SIT	VT-2	Po	To		224
		-----		---	---		-----	-----		
		C7.40		I	SHT		TABLE 4	TABLE 5		
2-MS-2-010-1303-2	M2-0202	C7.30	C-H	P	SIT	VT-2	Po	To		225
		-----		---	---		-----	-----		
		C7.40		I	SHT		TABLE 4	TABLE 5		
3/4-MS-2-011-1501-2	M2-0202-2	C7.30	C-H	P	SIT	VT-2	Po	To		226
		-----		---	---		-----	-----		
		C7.40		I	SHT		TABLE 4	TABLE 5		
2-MS-2-015-1303-2	M2-0202	C7.30	C-H	P	SIT	VT-2	Po	To		227
		-----		---	---		-----	-----		
		C7.40		I	SHT		TABLE 4	TABLE 5		

UNIT 2 ASME SECTION XI INSERVICE PRESSURE  
TEST LINE LIST  
TABLE 9

Line/Component No.	Flow Diagram No.	ASME Item	Exam CAT	Test Freq.	Type Test	Exam Method	Test Pressure	Test Temp.	Notes/Comments	REC NO.
=====	=====	=====	=====	=====	=====	=====	=====	=====	=====	=====
** MAIN STEAM (MS)										
3/4-MS-2-016-1501-2	M2-0202-2	C7.30	C-H	P	SIT	VT-2	Po	To		228
		-----		---	---		-----	-----		
		C7.40		I	SHT		TABLE 4	TABLE 5		
2-MS-2-020-1303-2	M2-0202	C7.30	C-H	P	SIT	VT-2	Po	To		229
		-----		---	---		-----	-----		
		C7.40		I	SHT		TABLE 4	TABLE 5		
3/4-MS-2-021-1501-2	M2-0202-2	C7.30	C-H	P	SIT	VT-2	Po	To		230
		-----		---	---		-----	-----		
		C7.40		I	SHT		TABLE 4	TABLE 5		
4-MS-2-025-1303-2	M2-0202	C7.30	C-H	P	SIT	VT-2	Po	To		231
		-----		---	---		-----	-----		
		C7.40		I	SHT		TABLE 4	TABLE 5		
4-MS-2-026-1303-2	M2-0202	C7.30	C-H	P	SIT	VT-2	Po	To		232
		-----		---	---		-----	-----		
		C7.40		I	SHT		TABLE 4	TABLE 5		
4-MS-2-027-1302-3	M2-0202	D2.10	D-B	P	SFT	VT-2	Po	To		233
		-----		---	---		-----	-----		
		D2.10		I	SHT		TABLE 4	TABLE 5		
4-MS-2-028-1302-3	M2-0202	D2.10	D-B	P	SFT	VT-2	Po	To		234
		-----		---	---		-----	-----		
		D2.10		I	SHT		TABLE 4	TABLE 5		
4-MS-2-029-1302-3	M2-0202	D2.10	D-B	P	SFT	VT-2	Po	To		235
		-----		---	---		-----	-----		
		D2.10		I	SHT		TABLE 4	TABLE 5		
2-MS-2-030-1302-3	M2-0202	D2.10	D-B	P	SFT	VT-2	Po	To		236
		-----		---	---		-----	-----		
		D2.10		I	SHT		TABLE 4	TABLE 5		

UNIT 2 ASME SECTION XI INSERVICE PRESSURE  
TEST LINE LIST  
TABLE 9

Line/Component No.	Flow Diagram No.	ASME Item	Exam CAT	Test Freq.	Type Test	Exam Method	Test Pressure	Test Temp.	Notes/Comments	REC NO.
=====	=====	=====	=====	=====	=====	=====	=====	=====	=====	=====
** MAIN STEAM (MS)										
3-MS-2-073-1303-2	M2-0202-2	C7.30	C-H	P	SIT	VT-2	Po	To		237
		-----		---	---		-----	-----		
		C7.40		I	SHT		TABLE 4	TABLE 5		
3-MS-2-074-1303-2	M2-0202-2	C7.30	C-H	P	SIT	VT-2	Po	To		238
		-----		---	---		-----	-----		
		C7.40		I	SHT		TABLE 4	TABLE 5		
3-MS-2-075-1303-2	M2-0202-2	C7.30	C-H	P	SIT	VT-2	Po	To		239
		-----		---	---		-----	-----		
		C7.40		I	SHT		TABLE 4	TABLE 5		
3-MS-2-076-1303-2	M2-0202-2	C7.30	C-H	P	SIT	VT-2	Po	To		240
		-----		---	---		-----	-----		
		C7.40		I	SHT		TABLE 4	TABLE 5		
4-MS-2-150-1303-2	M2-0202-2	C7.30	C-H	P	SIT	VT-2	Po	To		241
		-----		---	---		-----	-----		
		C7.40		I	SHT		TABLE 4	TABLE 5		
4-MS-2-151-1303-2	M2-0202-2	C7.30	C-H	P	SIT	VT-2	Po	To		242
		-----		---	---		-----	-----		
		C7.40		I	SHT		TABLE 4	TABLE 5		
1-MS-2-156-1302-3	M2-0202	D2.10	D-B	P	SFT	VT-2	Po	To		243
		-----		---	---		-----	-----		
		D2.10		I	SHT		TABLE 4	TABLE 5		
2-MS-2-171-1302-3	M2-0202	D2.10	D-B	P	SFT	VT-2	Po	To		244
		-----		---	---		-----	-----		
		D2.10		I	SHT		TABLE 4	TABLE 5		
3/4-MS-2-193-1501-2	M2-0202-2	C7.30	C-H	P	SIT	VT-2	Po	To		245
		-----		---	---		-----	-----		
		C7.40		I	SHT		TABLE 4	TABLE 5		

UNIT 2 ASME SECTION XI INSERVICE PRESSURE  
TEST LINE LIST  
TABLE 9

Line/Component No.	Flow Diagram No.	ASME Item	Exam CAT	Test Freq.	Type Test	Exam Method	Test Pressure	Test Temp.	Notes/Comments	REC NO.
=====	=====	====	====	=====	====	=====	=====	=====	=====	====
** MAIN STEAM (MS)										
3/4-MS-2-194-1501-2	M2-0202-2	C7.30	C-H	P	SIT	VT-2	Po	To		246
		-----		---	---		-----	-----		
		C7.40		I	SHT		TABLE 4	TABLE 5		
2-MS-2-195-1303-2	M2-0202	C7.30	C-H	P	SIT	VT-2	Po	To		247
		-----		---	---		-----	-----		
		C7.40		I	SHT		TABLE 4	TABLE 5		
1-MS-2-197-1303-2	M2-0202-2	C7.30	C-H	P	SIT	VT-2	Po	To		248
		-----		---	---		-----	-----		
		C7.40		I	SHT		TABLE 4	TABLE 5		
2-MS-2-199-1303-2	M2-0202-2	C7.30	C-H	P	SIT	VT-2	Po	To		249
		-----		---	---		-----	-----		
		C7.40		I	SHT		TABLE 4	TABLE 5		
3/4-MS-2-200-1501-2	M2-0202-2	C7.30	C-H	P	SIT	VT-2	Po	To		250
		-----		---	---		-----	-----		
		C7.40		I	SHT		TABLE 4	TABLE 5		
3/4-MS-2-201-1501-2	M2-0202-2	C7.30	C-H	P	SIT	VT-2	Po	To		251
		-----		---	---		-----	-----		
		C7.40		I	SHT		TABLE 4	TABLE 5		
2-MS-2-203-1303-2	M2-0202-2	C7.30	C-H	P	SIT	VT-2	Po	To		252
		-----		---	---		-----	-----		
		C7.40		I	SHT		TABLE 4	TABLE 5		
1-MS-2-205-1303-2	M2-0202-2	C7.30	C-H	P	SIT	VT-2	Po	To		253
		-----		---	---		-----	-----		
		C7.40		I	SHT		TABLE 4	TABLE 5		
2-MS-2-206-1303-2	M2-0202-2	C7.30	C-H	P	SIT	VT-2	Po	To		254
		-----		---	---		-----	-----		
		C7.40		I	SHT		TABLE 4	TABLE 5		

UNIT 2 ASME SECTION XI INSERVICE PRESSURE  
TEST LINE LIST  
TABLE 9

Line/Component No.	Flow Diagram No.	ASME Item	Exam CAT	Test Freq.	Type Test	Exam Method	Test Pressure	Test Temp.	Notes/Comments	REC NO.
=====	=====	=====	=====	=====	=====	=====	=====	=====	=====	=====
** MAIN STEAM (MS)										
3/4-MS-2-207-1501-2	M2-0202-2	C7.30	C-H	P	SIT	VT-2	Po	To		255
		-----								
		C7.40		I	SHT		TABLE 4	TABLE 5		
3/4-MS-2-208-1501-2	M2-0202-2	C7.30	C-H	P	SIT	VT-2	Po	To		256
		-----								
		C7.40		I	SHT		TABLE 4	TABLE 5		
2-MS-2-210-1303-2	M2-0202-2	C7.30	C-H	P	SIT	VT-2	Po	To		257
		-----								
		C7.40		I	SHT		TABLE 4	TABLE 5		
1-MS-2-212-1303-2	M2-0202-2	C7.30	C-H	P	SIT	VT-2	Po	To		258
		-----								
		C7.40		I	SHT		TABLE 4	TABLE 5		
2-MS-2-213-1303-2	M2-0202-2	C7.30	C-H	P	SIT	VT-2	Po	To		259
		-----								
		C7.40		I	SHT		TABLE 4	TABLE 5		
3/4-MS-2-215-1501-2	M2-0202-2	C7.30	C-H	P	SIT	VT-2	Po	To		260
		-----								
		C7.40		I	SHT		TABLE 4	TABLE 5		
3/4-MS-2-216-1501-2	M2-0202-2	C7.30	C-H	P	SIT	VT-2	Po	To		261
		-----								
		C7.40		I	SHT		TABLE 4	TABLE 5		
2-MS-2-218-1303-2	M2-0202-2	C7.30	C-H	P	SIT	VT-2	Po	To		262
		-----								
		C7.40		I	SHT		TABLE 4	TABLE 5		
1-MS-2-220-1303-2	M2-0202-2	C7.30	C-H	P	SIT	VT-2	Po	To		263
		-----								
		C7.40		I	SHT		TABLE 4	TABLE 5		

UNIT 2 ASME SECTION XI INSERVICE PRESSURE  
TEST LINE LIST  
TABLE 9

Line/Component No.	Flow Diagram No.	ASME Item	Exam CAT	Test Freq.	Type Test	Exam Method	Test Pressure	Test Temp.	Notes/Comments	REC NO.
** MAIN STEAM (MS)										
2-MS-2-221-1303-2	M2-0202-2	C7.30	C-H	P	SIT	VT-2	Po	To		264
		-----		---	---		-----	-----		
		C7.40		I	SHT		TABLE 4	TABLE 5		
8-MS-2-223-1303-2	M2-0202	C7.30	C-H	P	SIT	VT-2	Po	To		265
		-----		---	---		-----	-----		
		C7.40		I	SHT		TABLE 4	TABLE 5		
8-MS-2-240-1303-2	M2-0202	C7.30	C-H	P	SIT	VT-2	Po	To		266
		-----		---	---		-----	-----		
		C7.40		I	SHT		TABLE 4	TABLE 5		
8-MS-2-257-1303-2	M2-0202	C7.30	C-H	P	SIT	VT-2	Po	To		267
		-----		---	---		-----	-----		
		C7.40		I	SHT		TABLE 4	TABLE 5		
8-MS-2-274-1303-2	M2-0202	C7.30	C-H	P	SIT	VT-2	Po	To		268
		-----		---	---		-----	-----		
		C7.40		I	SHT		TABLE 4	TABLE 5		
2-MS-2-339-1303-2	M2-0202-2	C7.30	C-H	P	SIT	VT-2	Po	To		269
		-----		---	---		-----	-----		
		C7.40		I	SHT		TABLE 4	TABLE 5		
4-MS-2-340-1303-2	M2-0202-2	C7.30	C-H	P	SIT	VT-2	Po	To		270
		-----		---	---		-----	-----		
		C7.40		I	SHT		TABLE 4	TABLE 5		
2-MS-2-341-1303-2	M2-0202-2	C7.30	C-H	P	SIT	VT-2	Po	To		271
		-----		---	---		-----	-----		
		C7.40		I	SHT		TABLE 4	TABLE 5		
3-MS-2-342-1303-2	M2-0202-2	C7.30	C-H	P	SIT	VT-2	Po	To		272
		-----		---	---		-----	-----		
		C7.40		I	SHT		TABLE 4	TABLE 5		

UNIT 2 ASME SECTION XI INSERVICE PRESSURE  
TEST LINE LIST  
TABLE 9

Line/Component No.	Flow Diagram No.	ASME Item	Exam CAT	Test Freq.	Type Test	Exam Method	Test Pressure	Test Temp.	Notes/Comments	REC NO.
=====	=====	=====	=====	=====	=====	=====	=====	=====	=====	=====
** MAIN STEAM (MS)										
2-MS-2-343-1303-2	M2-0202-2	C7.30	C-H	P	SIT	VT-2	Po	To		273
		-----		---	---		-----	-----		
		C7.40		I	SHT		TABLE 4	TABLE 5		
4-MS-2-344-1303-2	M2-0202-2	C7.30	C-H	P	SIT	VT-2	Po	To		274
		-----		---	---		-----	-----		
		C7.40		I	SHT		TABLE 4	TABLE 5		
3-MS-2-345-1303-2	M2-0202-2	C7.30	C-H	P	SIT	VT-2	Po	To		275
		-----		---	---		-----	-----		
		C7.40		I	SHT		TABLE 4	TABLE 5		
2-MS-2-346-1303-2	M2-0202-2	C7.30	C-H	P	SIT	VT-2	Po	To		276
		-----		---	---		-----	-----		
		C7.40		I	SHT		TABLE 4	TABLE 5		
3/4-MS-2-347-1501-2	M2-0202-2	C7.30	C-H	P	SIT	VT-2	Po	To		277
		-----		---	---		-----	-----		
		C7.40		I	SHT		TABLE 4	TABLE 5		
3/4-MS-2-348-1501-2	M2-0202-2	C7.30	C-H	P	SIT	VT-2	Po	To		278
		-----		---	---		-----	-----		
		C7.40		I	SHT		TABLE 4	TABLE 5		
3/4-MS-2-349-1501-2	M2-0202-2	C7.30	C-H	P	SIT	VT-2	Po	To		279
		-----		---	---		-----	-----		
		C7.40		I	SHT		TABLE 4	TABLE 5		
3/4-MS-2-350-1501-2	M2-0202-2	C7.30	C-H	P	SIT	VT-2	Po	To		280
		-----		---	---		-----	-----		
		C7.40		I	SHT		TABLE 4	TABLE 5		
1-MS-2-428-1302-3	M2-0202	D2.10	D-B	P	SFT	VT-2	Po	To		282
		-----		---	---		-----	-----		
		D2.10		I	SHT		TABLE 4	TABLE 5		

1/Δ



UNIT 2 ASME SECTION XI INSERVICE PRESSURE  
TEST LINE LIST  
TABLE 9

Line/Component No.	Flow Diagram No.	ASME Item	Exam CAT	Test Freq.	Type Test	Exam Method	Test Pressure	Test Temp.	Notes/Comments	REC NO.
=====	=====	=====	=====	=====	=====	=====	=====	=====	=====	=====
** MAIN STEAM (MS)										
2-MS-2-429-1302-3	M2-0202	D2.10	D-B	P	SFT	VT-2	Po	To		283
		-----		---	---		-----	-----		
		D2.10		I	SHT		TABLE 4	TABLE 5		
2-MS-2-430-1302-3	M2-0202	D2.10	D-B	P	SFT	VT-2	Po	To		284
		-----		---	---		-----	-----		
		D2.10		I	SHT		TABLE 4	TABLE 5		
6-MS-2-601-2003-2	M2-0202	C7.30	C-H	P	SFT	VT-2	Po	To		1870
		-----		---	---		-----	-----		
		C7.40		I	SHT		TABLE 4	TABLE 5		
6-MS-2-602-2003-2	M2-0202	C7.30	C-H	P	SFT	VT-2	Po	To		1871
		-----		---	---		-----	-----		
		C7.40		I	SHT		TABLE 4	TABLE 5		
6-MS-2-603-2003-2	M2-0202	C7.30	C-H	P	SFT	VT-2	Po	To		1872
		-----		---	---		-----	-----		
		C7.40		I	SHT		TABLE 4	TABLE 5		
6-MS-2-604-2003-2	M2-0202	C7.30	C-H	P	SFT	VT-2	Po	To		1873
		-----		---	---		-----	-----		
		C7.40		I	SHT		TABLE 4	TABLE 5		
6-MS-2-605-2003-2	M2-0202	C7.30	C-H	P	SFT	VT-2	Po	To		1874
		-----		---	---		-----	-----		
		C7.40		I	SHT		TABLE 4	TABLE 5		
6-MS-2-606-2003-2	M2-0202	C7.30	C-H	P	SFT	VT-2	Po	To		1875
		-----		---	---		-----	-----		
		C7.40		I	SHT		TABLE 4	TABLE 5		
6-MS-2-607-2003-2	M2-0202	C7.30	C-H	P	SFT	VT-2	Po	To		1876
		-----		---	---		-----	-----		
		C7.40		I	SHT		TABLE 4	TABLE 5		

UNIT 2 ASME SECTION XI INSERVICE PRESSURE  
TEST LINE LIST  
TABLE 9

Line/Component No.	Flow Diagram No.	ASME Item	Exam CAT	Test Freq.	Type Test	Exam Method	Test Pressure	Test Temp.	Notes/Comments	REC NO.
=====	=====	----	----	-----	----	-----	-----	-----	=====	----
** MAIN STEAM (MS)										
6-MS-2-608-2003-2	M2-0202	C7.30	C-H	P	SFT	VT-2	Po	To		1877
		-----		---	---		-----	-----		
		C7.40		I	SHT		TABLE 4	TABLE 5		
6-MS-2-609-2003-2	M2-0202	C7.30	C-H	P	SFT	VT-2	Po	To		1878
		-----		---	---		-----	-----		
		C7.40		I	SHT		TABLE 4	TABLE 5		
6-MS-2-610-2003-2	M2-0202	C7.30	C-H	P	SFT	VT-2	Po	To		1879
		-----		---	---		-----	-----		
		C7.40		I	SHT		TABLE 4	TABLE 5		
6-MS-2-611-2003-2	M2-0202	C7.30	C-H	P	SFT	VT-2	Po	To		1880
		-----		---	---		-----	-----		
		C7.40		I	SHT		TABLE 4	TABLE 5		
6-MS-2-612-2003-2	M2-0202	C7.30	C-H	P	SFT	VT-2	Po	To		1881
		-----		---	---		-----	-----		
		C7.40		I	SHT		TABLE 4	TABLE 5		
6-MS-2-613-2003-2	M2-0202	C7.30	C-H	P	SFT	VT-2	Po	To		1882
		-----		---	---		-----	-----		
		C7.40		I	SHT		TABLE 4	TABLE 5		
6-MS-2-614-2003-2	M2-0202	C7.30	C-H	P	SFT	VT-2	Po	To		1883
		-----		---	---		-----	-----		
		C7.40		I	SHT		TABLE 4	TABLE 5		
6-MS-2-615-2003-2	M2-0202	C7.30	C-H	P	SFT	VT-2	Po	To		1884
		-----		---	---		-----	-----		
		C7.40		I	SHT		TABLE 4	TABLE 5		
6-MS-2-616-2003-2	M2-0202	C7.30	C-H	P	SFT	VT-2	Po	To		1885
		-----		---	---		-----	-----		
		C7.40		I	SHT		TABLE 4	TABLE 5		

UNIT 2 ASME SECTION XI INSERVICE PRESSURE  
TEST LINE LIST  
TABLE 9

Line/Component No.	Flow Diagram No.	ASME Item	Exam CAT	Test Freq.	Type Test	Exam Method	Test Pressure	Test Temp.	Notes/Comments	REC NO.
=====	=====	----	----	-----	----	-----	-----	-----	=====	----
** MAIN STEAM (MS)										
6-MS-2-617-2003-2	M2-0202	C7.30	C-H	P	SFT	VT-2	Po	To		1886
		-----		---	---		-----	-----		
		C7.40		I	SHT		TABLE 4	TABLE 5		
6-MS-2-618-2003-2	M2-0202	C7.30	C-H	P	SFT	VT-2	Po	To		1887
		-----		---	---		-----	-----		
		C7.40		I	SHT		TABLE 4	TABLE 5		
6-MS-2-619-2003-2	M2-0202	C7.30	C-H	P	SFT	VT-2	Po	To		1888
		-----		---	---		-----	-----		
		C7.40		I	SHT		TABLE 4	TABLE 5		
6-MS-2-620-2003-2	M2-0202	C7.30	C-H	P	SFT	VT-2	Po	To		1889
		-----		---	---		-----	-----		
		C7.40		I	SHT		TABLE 4	TABLE 5		
3/4-MS-2-903-1303-2	M2-0202-2	C7.30	C-H	P	SIT	VT-2	Po	To		1892
		-----		---	---		-----	-----		
		C7.40		I	SHT		TABLE 4	TABLE 5		
3/4-MS-2-904-1303-2	M2-0202-2	C7.30	C-H	P	SIT	VT-2	Po	To		1893
		-----		---	---		-----	-----		
		C7.40		I	SHT		TABLE 4	TABLE 5		
3/4-MS-2-905-1303-2	M2-0202-2	C7.30	C-H	P	SIT	VT-2	Po	To		285
		-----		---	---		-----	-----		
		C7.40		I	SHT		TABLE 4	TABLE 5		
3/4-MS-2-906-1303-2	M2-0202-2	C7.30	C-H	P	SIT	VT-2	Po	To		286
		-----		---	---		-----	-----		
		C7.40		I	SHT		TABLE 4	TABLE 5		
2-MS-2-918-1303-2	M2-0202-2	C7.30	C-H	P	SIT	VT-2	Po	To		289
		-----		---	---		-----	-----		
		C7.40		I	SHT		TABLE 4	TABLE 5		

Δ

Δ

UNIT 2 ASME SECTION XI INSERVICE PRESSURE  
TEST LINE LIST  
TABLE 9

Line/Component No.	Flow Diagram No.	ASME Item	Exam CAT	Test Freq.	Type Test	Exam Method	Test Pressure	Test Temp.	Notes/Comments	REC NO.
-----	-----	----	----	-----	----	-----	-----	-----	-----	---
** MAIN STEAM (MS)										
2-MS-2-919-1303-2	M2-0202-2	C7.30	C-H	P	SIT	VT-2	Po	To		290
		-----		---	---		-----	-----		
		C7.40		I	SHT		TABLE 4	TABLE 5		
2-MS-2-920-1303-2	M2-0202-2	C7.30	C-H	P	SIT	VT-2	Po	To		291
		-----		---	---		-----	-----		
		C7.40		I	SHT		TABLE 4	TABLE 5		
2-MS-2-921-1303-2	M2-0202-2	C7.30	C-H	P	SIT	VT-2	Po	To		292
		-----		---	---		-----	-----		
		C7.40		I	SHT		TABLE 4	TABLE 5		
1-MS-2-938-1303-2	M2-0202	C7.30	C-H	P	SIT	VT-2	Po	To		293
		-----		---	---		-----	-----		
		C7.40		I	SHT		TABLE 4	TABLE 5		
1-MS-2-939-1303-2	M2-0202	C7.30	C-H	P	SIT	VT-2	Po	To		294
		-----		---	---		-----	-----		
		C7.40		I	SHT		TABLE 4	TABLE 5		
TBX-RCPCSG-01 STEAM GENERATOR	M2-0202-2	C7.10	C-H	P	SIT	VT-2	Po	To		295
		-----		---	---		-----	-----		
		C7.20		I	SHT		TABLE 4	TABLE 5		
TBX-RCPCSG-02 STEAM GENERATOR	M2-0202-2	C7.10	C-H	P	SIT	VT-2	Po	To		296
		-----		---	---		-----	-----		
		C7.20		I	SHT		TABLE 4	TABLE 5		
TBX-RCPCSG-03 STEAM GENERATOR	M2-0202-2	C7.10	C-H	P	SIT	VT-2	Po	To		297
		-----		---	---		-----	-----		
		C7.20		I	SHT		TABLE 4	TABLE 5		
TBX-RCPCSG-04 STEAM GENERATOR	M2-0202-2	C7.10	C-H	P	SIT	VT-2	Po	To		298
		-----		---	---		-----	-----		
		C7.20		I	SHT		TABLE 4	TABLE 5		

|Δ

UNIT 2 ASME SECTION XI INSERVICE PRESSURE  
TEST LINE LIST  
TABLE 9

Line/Component No.	Flow Diagram No.	ASME Item	Exam CAT	Test Freq.	Type Test	Exam Method	Test Pressure	Test Temp.	Notes/Comments	REC NO.
** PROCESS SAMPLING (PS)										
3/4-PS-2-001-2501R-2	M2-0228	C7.30	C-H	P	SIT	VT-2	Po	To		1895
		-----		---	---		-----	-----		
		C7.40		I	SHT		TABLE 4	TABLE 5		
3/4-PS-2-002-2501R-2	M2-0228	C7.30	C-H	P	SIT	VT-2	Po	To		1896
		-----		---	---		-----	-----		
		C7.40		I	SHT		TABLE 4	TABLE 5		
3/4-PS-2-007-2501R-2	M2-0228	C7.30	C-H	P	SIT	VT-2	Po	To		1898
		-----		---	---		-----	-----		
		C7.40		I	SHT		TABLE 4	TABLE 5		
3/4-PS-2-008-2501R-2	M2-0228	C7.30	C-H	P	SIT	VT-2	Po	To		1899
		-----		---	---		-----	-----		
		C7.40		I	SHT		TABLE 4	TABLE 5		
3/4-PS-2-009-2501R-2	M2-0228	C7.30	C-H	P	SIT	VT-2	Po	To		1900
		-----		---	---		-----	-----		
		C7.40		I	SHT		TABLE 4	TABLE 5		
3/4-PS-2-013-2501R-2	M2-0228	C7.30	C-H	P	SIT	VT-2	Po	To		1902
		-----		---	---		-----	-----		
		C7.40		I	SHT		TABLE 4	TABLE 5		
3/4-PS-2-014-2501R-2	M2-0228	C7.30	C-H	P	SIT	VT-2	Po	To		1903
		-----		---	---		-----	-----		
		C7.40		I	SHT		TABLE 4	TABLE 5		
3/4-PS-2-029-2501R-2	M2-0228	C7.30	C-H	P	SIT	VT-2	Po	To		1907
		-----		---	---		-----	-----		
		C7.40		I	SHT		TABLE 4	TABLE 5		
1-PS-2-906-151R-2	M2-0301	C7.30	C-H	P	SFT	VT-2	Po	To	(2)	60
		-----		---	---		-----	-----		
		C7.40		I	SPT		TABLE 4	TABLE 5		

UNIT 2 ASME SECTION XI INSERVICE PRESSURE  
TEST LINE LIST  
TABLE 9

Line/Component No.	Flow Diagram No.	ASME Item	Exam CAT	Test Freq.	Type Test	Exam Method	Test Pressure	Test Temp.	Notes/Comments	REC NO.
=====	=====	----	----	-----	----	-----	-----	-----	=====	----
** PROCESS SAMPLING (PS)										
1-PS-2-907-151R-2	M2-0301	C7.30	C-H	P	SFT	VT-2	Po	To	(2)	61
		-----		---	---		-----	-----		
		C7.40		I	SPT		TABLE 4	TABLE 5		
1-PS-2-908-151R-2	M2-0301	C7.30	C-H	P	SFT	VT-2	Po	To	(2)	62
		-----		---	---		-----	-----		
		C7.40		I	SPT		TABLE 4	TABLE 5		

UNIT 2 ASME SECTION XI INSERVICE PRESSURE  
TEST LINE LIST  
TABLE 9

Line/Component No.	Flow Diagram No.	ASME Item	Exam CAT	Test Freq.	Type Test	Exam Method	Test Pressure	Test Temp.	Notes/Comments	REC NO.
=====	=====	=====	=====	=====	=====	=====	=====	=====	=====	=====
** REACTOR COOLANT (RC)										
29-RC-2-001-WEST-1	M2-0251	B15.50	B-P	R	SLT	VT-2	Po	To		136
		-----		---	---		-----	-----		
		B15.51		I	SHT		TABLE 4	TABLE 5		
31-RC-2-002-WEST-1	M2-0251	B15.50	B-P	R	SLT	VT-2	Po	To		137
		-----		---	---		-----	-----		
		B15.51		I	SHT		TABLE 4	TABLE 5		
27.5-RC-2-003-WEST-1	M2-0251	B15.50	B-P	R	SLT	VT-2	Po	To		138
		-----		---	---		-----	-----		
		B15.51		I	SHT		TABLE 4	TABLE 5		
12-RC-2-007-2501R-1	M2-0250	B15.50	B-P	R	SLT	VT-2	Po	To		139
		-----		---	---		-----	-----		
		B15.51		I	SHT		TABLE 4	TABLE 5		
6-RC-2-008-2501R-1	M2-0250	B15.50	B-P	R	SLT	VT-2	Po	To		140
		-----		---	---		-----	-----		
		B15.51		I	SHT		TABLE 4	TABLE 5		
3/4-RC-2-013-2501R-2	M2-0250	B15.50	B-P	R	SLT	VT-2	Po	To		1913
		-----		---	---		-----	-----		
		B15.51		I	SHT		TABLE 4	TABLE 5		
2-RC-2-015-2501R-1	M2-0250	B15.50	B-P	R	SLT	VT-2	Po	To		141
		-----		---	---		-----	-----		
		B15.51		I	SHT		TABLE 4	TABLE 5		
1-RC-2-016-2501R-1	M2-0250	B15.50	B-P	R	SLT	VT-2	Po	To		142
		-----		---	---		-----	-----		
		B15.51		I	SHT		TABLE 4	TABLE 5		
4-RC-2-018-2501R-1	M2-0250	B15.50	B-P	R	SLT	VT-2	Po	To		143
		-----		---	---		-----	-----		
		B15.51		I	SHT		TABLE 4	TABLE 5		

UNIT 2 ASME SECTION XI INSERVICE PRESSURE  
TEST LINE LIST  
TABLE 9

Line/Component No.	Flow Diagram No.	ASME Item	Exam CAT	Test Freq.	Type Test	Exam Method	Test Pressure	Test Temp.	Notes/Comments	REC NO.
=====	=====	=====	=====	=====	=====	=====	=====	=====	=====	=====
** REACTOR COOLANT (RC)										
3-RC-2-019-2501R-1	M2-0250	B15.50	B-P	R	SLT	VT-2	Po	To		144
		-----		---	---		-----	-----		
		B15.51		I	SHT		TABLE 4	TABLE 5		
1 1/2-RC-2-020-2501R-1	M2-0250	B15.50	B-P	R	SLT	VT-2	Po	To		145
		-----		---	---		-----	-----		
		B15.51		I	SHT		TABLE 4	TABLE 5		
10-RC-2-021-2501R-1	M2-0250	B15.50	B-P	R	SLT	VT-2	Po	To		146
		-----		---	---		-----	-----		
		B15.51		I	SHT		TABLE 4	TABLE 5		
29-RC-2-023-WEST-1	M2-0251	B15.50	B-P	R	SLT	VT-2	Po	To		147
		-----		---	---		-----	-----		
		B15.51		I	SHT		TABLE 4	TABLE 5		
31-RC-2-024-WEST-1	M2-0251	B15.50	B-P	R	SLT	VT-2	Po	To		148
		-----		---	---		-----	-----		
		B15.51		I	SHT		TABLE 4	TABLE 5		
27.5-RC-2-025-WEST-1	M2-0251	B15.50	B-P	R	SLT	VT-2	Po	To		149
		-----		---	---		-----	-----		
		B15.51		I	SHT		TABLE 4	TABLE 5		
6-RC-2-029-2501R-1	M2-0250	B15.50	B-P	R	SLT	VT-2	Po	To		150
		-----		---	---		-----	-----		
		B15.51		I	SHT		TABLE 4	TABLE 5		
2-RC-2-035-2501R-1	M2-0250	B15.50	B-P	R	SLT	VT-2	Po	To		151
		-----		---	---		-----	-----		
		B15.51		I	SHT		TABLE 4	TABLE 5		
10-RC-2-037-2501R-1	M2-0250	B15.50	B-P	R	SLT	VT-2	Po	To		152
		-----		---	---		-----	-----		
		B15.51		I	SHT		TABLE 4	TABLE 5		



UNIT 2 ASME SECTION XI INSERVICE PRESSURE  
TEST LINE LIST  
TABLE 9

Line/Component No.	Flow Diagram No.	ASME Item	Exam CAT	Test Freq.	Type Test	Exam Method	Test Pressure	Test Temp.	Notes/Comments	REC NO.
=====	=====	====	====	=====	====	=====	=====	=====	=====	===
** REACTOR COOLANT (RC)										
1 1/2-RC-2-039-2501R-1	M2-0250	B15.50	B-P	R	SLT	VT-2	Po	To		153
		-----		---	---		-----	-----		
		B15.51		I	SHT		TABLE 4	TABLE 5		
29-RC-2-040-WEST-1	M2-0251	B15.50	B-P	R	SLT	VT-2	Po	To		154
		-----		---	---		-----	-----		
		B15.51		I	SHT		TABLE 4	TABLE 5		
31-RC-2-041-WEST-1	M2-0251	B15.50	B-P	R	SLT	VT-2	Po	To		155
		-----		---	---		-----	-----		
		B15.51		I	SHT		TABLE 4	TABLE 5		
27.5-RC-2-042-WEST-1	M2-0251	B15.50	B-P	R	SLT	VT-2	Po	To		156
		-----		---	---		-----	-----		
		B15.51		I	SHT		TABLE 4	TABLE 5		
6-RC-2-046-2501R-1	M2-0250	B15.50	B-P	R	SLT	VT-2	Po	To		157
		-----		---	---		-----	-----		
		B15.51		I	SHT		TABLE 4	TABLE 5		
3-RC-2-052-2501R-1	M2-0250	B15.50	B-P	R	SLT	VT-2	Po	To		158
		-----		---	---		-----	-----		
		B15.51		I	SHT		TABLE 4	TABLE 5		
2-RC-2-053-2501R-1	M2-0250	B15.50	B-P	R	SLT	VT-2	Po	To		159
		-----		---	---		-----	-----		
		B15.51		I	SHT		TABLE 4	TABLE 5		
10-RC-2-055-2501R-1	M2-0250	B15.50	B-P	R	SLT	VT-2	Po	To		160
		-----		---	---		-----	-----		
		B15.51		I	SHT		TABLE 4	TABLE 5		
1 1/2-RC-2-057-2501R-1	M2-0250	B15.50	B-P	R	SLT	VT-2	Po	To		161
		-----		---	---		-----	-----		
		B15.51		I	SHT		TABLE 4	TABLE 5		

UNIT 2 ASME SECTION XI INSERVICE PRESSURE  
TEST LINE LIST  
TABLE 9

Line/Component No. =====	Flow Diagram No. =====	ASME Item ----	Exam CAT ----	Test Freq. -----	Type Test ----	Exam Method -----	Test Pressure -----	Test Temp. -----	Notes/Comments =====	REC NO. ---
** REACTOR COOLANT (RC)										
29-RC-2-058-WEST-1	M2-0251	B15.50 ----- B15.51	B-P	R --- I	SLT --- SHT	VT-2	Po ----- TABLE 4	To ----- TABLE 5		162
31-RC-2-059-WEST-1	M2-0251	B15.50 ----- B15.51	B-P	R --- I	SLT --- SHT	VT-2	Po ----- TABLE 4	To ----- TABLE 5		163
27.5-RC-2-060-WEST-1	M2-0251	B15.50 ----- B15.51	B-P	R --- I	SLT --- SHT	VT-2	Po ----- TABLE 4	To ----- TABLE 5		164
12-RC-2-069-2501R-1	M2-0250	B15.50 ----- B15.51	B-P	R --- I	SLT --- SHT	VT-2	Po ----- TABLE 4	To ----- TABLE 5		165
6-RC-2-070-2501R-1	M2-0250	B15.50 ----- B15.51	B-P	R --- I	SLT --- SHT	VT-2	Po ----- TABLE 4	To ----- TABLE 5		166
3/4-RC-2-071-2501R-2	M2-0250	B15.50 ----- B15.51	B-P	R --- I	SLT --- SHT	VT-2	Po ----- TABLE 4	To ----- TABLE 5		1914
2-RC-2-072-2501R-1	M2-0250	B15.50 ----- B15.51	B-P	R --- I	SLT --- SHT	VT-2	Po ----- TABLE 4	To ----- TABLE 5		167
3/4-RC-2-073-2501R-2	M2-0250	C7.30 ----- C7.40	C-H	P --- I	SIT --- SHT	VT-2	Po ----- TABLE 4	To ----- TABLE 5		168
4-RC-2-075-2501R-1	M2-0250	B15.50 ----- B15.51	B-P	R --- I	SLT --- SHT	VT-2	Po ----- TABLE 4	To ----- TABLE 5		169

UNIT 2 ASME SECTION XI INSERVICE PRESSURE  
TEST LINE LIST  
TABLE 9

Line/Component No.	Flow Diagram No.	ASME Item	Exam CAT	Test Freq.	Type Test	Exam Method	Test Pressure	Test Temp.	Notes/Comments	REC NO.
=====	=====	====	====	=====	====	=====	=====	=====	=====	====
** REACTOR COOLANT (RC)										
3-RC-2-076-2501R-1	M2-0250	B15.50	B-P	R	SLT	VT-2	Po	To		170
		-----		---	---		-----	-----		
		B15.51		I	SHT		TABLE 4	TABLE 5		
10-RC-2-078-2501R-1	M2-0250	B15.50	B-P	R	SLT	VT-2	Po	To		171
		-----		---	---		-----	-----		
		B15.51		I	SHT		TABLE 4	TABLE 5		
1 1/2-RC-2-079-2501R-1	M2-0250	B15.50	B-P	R	SLT	VT-2	Po	To		172
		-----		---	---		-----	-----		
		B15.51		I	SHT		TABLE 4	TABLE 5		
3/4-RC-2-080-2501R-2	M2-0250	C7.30	C-H	P	SIT	VT-2	Po	To		173
		-----		---	---		-----	-----		
		C7.40		I	SHT		TABLE 4	TABLE 5		
3/4-RC-2-081-2501R-2	M2-0250	C7.30	C-H	P	SIT	VT-2	Po	To		174
		-----		---	---		-----	-----		
		C7.40		I	SHT		TABLE 4	TABLE 5		
3/4-RC-2-082-2505R-2	M2-0250	C7.30	C-H	P	SIT	VT-2	Po	To		175
		-----		---	---		-----	-----		
		C7.40		I	SHT		TABLE 4	TABLE 5		
4-RC-2-087-2501R-1	M2-0251	B15.50	B-P	R	SLT	VT-2	Po	To		176
		-----		---	---		-----	-----		
		B15.51		I	SHT		TABLE 4	TABLE 5		
4-RC-2-088-2501R-1	M2-0251	B15.50	B-P	R	SLT	VT-2	Po	To		177
		-----		---	---		-----	-----		
		B15.51		I	SHT		TABLE 4	TABLE 5		
4-RC-2-091-2501R-1	M2-0251	B15.50	B-P	R	SLT	VT-2	Po	To		178
		-----		---	---		-----	-----		
		B15.51		I	SHT		TABLE 4	TABLE 5		

UNIT 2 ASME SECTION XI INSERVICE PRESSURE  
TEST LINE LIST  
TABLE 9

Line/Component No.	Flow Diagram No.	ASME Item	Exam CAT	Test Freq.	Type Test	Exam Method	Test Pressure	Test Temp.	Notes/Comments	REC NO.
=====	=====	=====	=====	=====	=====	=====	=====	=====	=====	=====
** REACTOR COOLANT (RC)										
3/4-RC-2-095-2501R-2	M2-0251	C7.30	C-H	P	SIT	VT-2	Po	To		179
		-----		---	---		-----	-----		
		C7.40		I	SHT		TABLE 4	TABLE 5		
6-RC-2-096-2501R-1	M2-0251	B15.50	B-P	R	SLT	VT-2	Po	To		180
		-----		---	---		-----	-----		
		B15.51		I	SHT		TABLE 4	TABLE 5		
6-RC-2-098-2501R-1	M2-0251	B15.50	B-P	R	SLT	VT-2	Po	To		181
		-----		---	---		-----	-----		
		B15.51		I	SHT		TABLE 4	TABLE 5		
6-RC-2-100-2501R-1	M2-0251	B15.50	B-P	R	SLT	VT-2	Po	To		182
		-----		---	---		-----	-----		
		B15.51		I	SHT		TABLE 4	TABLE 5		
3/4-RC-2-102-2501R-2	M2-0251	C7.30	C-H	P	SIT	VT-2	Po	To		183
		-----		---	---		-----	-----		
		C7.40		I	SHT		TABLE 4	TABLE 5		
3/4-RC-2-104-2501R-2	M2-0251	C7.30	C-H	P	SIT	VT-2	Po	To		184
		-----		---	---		-----	-----		
		C7.40		I	SHT		TABLE 4	TABLE 5		
3/4-RC-2-106-2501R-2	M2-0251	C7.30	C-H	P	SIT	VT-2	Po	To		185
		-----		---	---		-----	-----		
		C7.40		I	SHT		TABLE 4	TABLE 5		
6-RC-2-108-2501R-1	M2-0251	B15.50	B-P	R	SLT	VT-2	Po	To		186
		-----		---	---		-----	-----		
		B15.51		I	SHT		TABLE 4	TABLE 5		
3/4-RC-2-109-2501R-2	M2-0251	C7.30	C-H	P	SIT	VT-2	Po	To		187
		-----		---	---		-----	-----		
		C7.40		I	SHT		TABLE 4	TABLE 5		

UNIT 2 ASME SECTION XI INSERVICE PRESSURE  
TEST LINE LIST  
TABLE 9

Line/Component No.	Flow Diagram No.	ASME Item	Exam CAT	Test Freq.	Type Test	Exam Method	Test Pressure	Test Temp.	Notes/Comments	REC NO.
=====	=====	=====	=====	=====	=====	=====	=====	=====	=====	=====
** REACTOR COOLANT (RC)										
3-RC-2-111-2501R-1	M2-0251	B15.50	B-P	R	SLT	VT-2	Po	To		188
		-----		---	---		-----	-----		
		B15.51		I	SHT		TABLE 4	TABLE 5		
2-RC-2-132-2501R-1	M2-0251	B15.50	B-P	R	SLT	VT-2	Po	To		191
		-----		---	---		-----	-----		
		B15.51		I	SHT		TABLE 4	TABLE 5		
3/4-RC-2-133-2501R-2	M2-0251	C7.30	C-H	P	SIT	VT-2	Po	To		192
		-----		---	---		-----	-----		
		C7.40		I	SHT		TABLE 4	TABLE 5		
3/4-RC-2-134-2501R-2	M2-0251	C7.30	C-H	P	SIT	VT-2	Po	To		193
		-----		---	---		-----	-----		
		C7.40		I	SHT		TABLE 4	TABLE 5		
14-RC-2-135-2501R-1	M2-0251	B15.50	B-P	R	SLT	VT-2	Po	To		194
		-----		---	---		-----	-----		
		B15.51		I	SHT		TABLE 4	TABLE 5		
3/4-RC-2-143-2501R-2	M2-0251	C7.30	C-H	P	SIT	VT-2	Po	To		195
		-----		---	---		-----	-----		
		C7.40		I	SHT		TABLE 4	TABLE 5		
3/4-RC-2-144-2501R-2	M2-0251	C7.30	C-H	P	SIT	VT-2	Po	To		196
		-----		---	---		-----	-----		
		C7.40		I	SHT		TABLE 4	TABLE 5		
3-RC-2-146-2501R-1	M2-0251	B15.50	B-P	R	SLT	VT-2	Po	To		197
		-----		---	---		-----	-----		
		B15.51		I	SHT		TABLE 4	TABLE 5		
6-RC-2-147-2501R-1	M2-0251	B15.50	B-P	R	SLT	VT-2	Po	To		198
		-----		---	---		-----	-----		
		B15.51		I	SHT		TABLE 4	TABLE 5		

UNIT 2 ASME SECTION XI INSERVICE PRESSURE  
TEST LINE LIST  
TABLE 9

Line/Component No.	Flow Diagram No.	ASME Item	Exam CAT	Test Freq.	Type Test	Exam Method	Test Pressure	Test Temp.	Notes/Comments	REC NO.
=====	=====	=====	=====	=====	=====	=====	=====	=====	=====	=====
** REACTOR COOLANT (RC)										
6-RC-2-161-2501R-1	M2-0251	B15.50	B-P	R	SLT	VT-2	Po	To		199
		-----		---	---		-----	-----		
		B15.51		I	SHT		TABLE 4	TABLE 5		
4-RC-2-162-2501R-1	M2-0251	B15.50	B-P	R	SLT	VT-2	Po	To		200
		-----		---	---		-----	-----		
		B15.51		I	SHT		TABLE 4	TABLE 5		
6-RC-2-163-2501R-1	M2-0251	B15.50	B-P	R	SLT	VT-2	Po	To		201
		-----		---	---		-----	-----		
		B15.51		I	SHT		TABLE 4	TABLE 5		
4-RC-2-164-2501R-1	M2-0251	B15.50	B-P	R	SLT	VT-2	Po	To		202
		-----		---	---		-----	-----		
		B15.51		I	SHT		TABLE 4	TABLE 5		
3/4-RC-2-900-2501R-1	M2-0251	B15.50	B-P	R	SLT	VT-2	Po	To		203
		-----		---	---		-----	-----		
		B15.51		I	SHT		TABLE 4	TABLE 5		
1-RC-2-902-2501R-1	M2-0251	B15.50	B-P	R	SLT	VT-2	Po	To		1920
		-----		---	---		-----	-----		
		B15.51		I	SHT		TABLE 4	TABLE 5		
1-RC-2-903-2501R-2	M2-0251	C7.30	C-H	P	SFT	VT-2	Po	To		204
		-----		---	---		-----	-----		
		C7.40		I	SHT		TABLE 4	TABLE 5		
3/4-RC-2-905-2501R-2	M2-0251	C7.30	C-H	P	SIT	VT-2	Po	To		1921
		-----		---	---		-----	-----		
		C7.40		I	SHT		TABLE 4	TABLE 5		
1-RC-2-906-2501R-2	M2-0251	C7.30	C-H	P	SIT	VT-2	Po	To		1922
		-----		---	---		-----	-----		
		C7.40		I	SHT		TABLE 4	TABLE 5		

UNIT 2 ASME SECTION XI INSERVICE PRESSURE  
TEST LINE LIST  
TABLE 9

Line/Component No.	Flow Diagram No.	ASME Item	Exam CAT	Test Freq.	Type Test	Exam Method	Test Pressure	Test Temp.	Notes/Comments	REC NO.
=====	=====	====	====	=====	====	=====	=====	=====	=====	====
** REACTOR COOLANT (RC)										
TCX-RCPCPC-01 PUMP	M2-0250	B15.60	B-P	R	SLT	VT-2	Po	To		215
		-----		---	---		-----	-----		
		B15.61		I	SHT		TABLE 4	TABLE 5		
TCX-RCPCPC-02 PUMP	M2-0250	B15.60	B-P	R	SLT	VT-2	Po	To		216
		-----		---	---		-----	-----		
		B15.61		I	SHT		TABLE 4	TABLE 5		
TCX-RCPCPC-03 PUMP	M2-0250	B15.60	B-P	R	SLT	VT-2	Po	To		217
		-----		---	---		-----	-----		
		B15.61		I	SHT		TABLE 4	TABLE 5		
TCX-RCPCPC-04 PUMP	M2-0250	B15.60	B-P	R	SLT	VT-2	Po	To		218
		-----		---	---		-----	-----		
		B15.61		I	SHT		TABLE 4	TABLE 5		
TCX-RCPCSG-01 STEAM GENERATOR	M2-0250	B15.30	B-P	R	SLT	VT-2	Po	To		211
		-----		---	---		-----	-----		
		B15.31		I	SHT		TABLE 4	TABLE 5		
TCX-RCPCSG-02 STEAM GENERATOR	M2-0250	B15.30	B-P	R	SLT	VT-2	Po	To		212
		-----		---	---		-----	-----		
		B15.31		I	SHT		TABLE 4	TABLE 5		
TCX-RCPCSG-03 STEAM GENERATOR	M2-0250	B15.30	B-P	R	SLT	VT-2	Po	To		213
		-----		---	---		-----	-----		
		B15.31		I	SHT		TABLE 4	TABLE 5		
TCX-RCPCSG-04 STEAM GENERATOR	M2-0250	B15.30	B-P	R	SLT	VT-2	Po	To		214
		-----		---	---		-----	-----		
		B15.31		I	SHT		TABLE 4	TABLE 5		
TCX-RCPCPR-01 PRESSURIZER	M2-0251	B15.20	B-P	R	SLT	VT-2	Po	To		206
		-----		---	---		-----	-----		
		B15.21		I	SHT		TABLE 4	TABLE 5		

UNIT 2 ASME SECTION XI INSERVICE PRESSURE  
TEST LINE LIST  
TABLE 9

Line/Component No.	Flow Diagram No.	ASME Item	Exam CAT	Test Freq.	Type Test	Exam Method	Test Pressure	Test Temp.	Notes/Comments	REC NO.
=====	=====	=====	=====	=====	=====	=====	=====	=====	=====	=====
** REACTOR COOLANT (RC)										
TCX-RCPCPR-01 PRESSURIZER	M2-0251	N/A	B-E	N/A	N/A	VT-2	N/A	N/A		207
		B4.20		I	SHT		TABLE 4	TABLE 5		
TCX-RCPCRV-01 REACTOR VESSEL	M2-0250	B15.10	B-P	R	SLT	VT-2	Po	To		208
		B15.11		I	SHT		TABLE 4	TABLE 5		
TCX-RCPCRV-01 REACTOR VESSEL	M2-0250	N/A	B-E	N/A	N/A	VT-2	N/A	N/A	25% OF VESSEL NOZZLES	209
		B4.11		I	SHT		TABLE 4	TABLE 5		
TCX-RCPCRV-01 REACTOR VESSEL	M2-0250	N/A	B-E	N/A	N/A	VT-2	N/A	N/A	25% OF CRD NOZZLES	210
		B4.12		I	SHT		TABLE 4	TABLE 5		
TCX-RCPCRV-01 REACTOR VESSEL	M2-0250	N/A	B-E	N/A	N/A	VT-2	N/A	N/A	25% OF INST. NOZZLES	1790
		B4.13		I	SHT		TABLE 4	TABLE 5		



UNIT 2 ASME SECTION XI INSERVICE PRESSURE  
TEST LINE LIST  
TABLE 9

Line/Component No.	Flow Diagram No.	ASME Item	Exam CAT	Test Freq.	Type Test	Exam Method	Test Pressure	Test Temp.	Notes/Comments	REC NO.
=====	=====	=====	=====	=====	=====	=====	=====	=====	=====	=====
** RESIDUAL HEAT REMOVAL (RH)										
12-RH-2-001-2501R-1	M2-0260	B15.50	B-P	R	SLT	VT-2	Po	To		79
		-----		---	---		-----	-----		
		B15.51		I	SHT		TABLE 4	TABLE 5		
12-RH-2-002-2501R-1	M2-0260	B15.50	B-P	R	SLT	VT-2	Po	To		80
		-----		---	---		-----	-----		
		B15.51		I	SHT		TABLE 4	TABLE 5		
12-RH-2-003-601R-2	M2-0260	C7.30	C-H	P	SIT	VT-2	Po	To		81
		-----		---	---		-----	-----		
		C7.40		I	SHT		TABLE 4	TABLE 5		
12-RH-2-004-601R-2	M2-0260	C7.30	C-H	P	SIT	VT-2	Po	To		82
		-----		---	---		-----	-----		
		C7.40		I	SHT		TABLE 4	TABLE 5		
3-RH-2-006-601R-2	M2-0260	C7.30	C-H	P	SIT	VT-2	Po	To		83
		-----		---	---		-----	-----		
		C7.40		I	SHT		TABLE 4	TABLE 5		
16-RH-2-007-601R-2	M2-0260	C7.30	C-H	P	SIT	VT-2	Po	To		84
		-----		---	---		-----	-----		
		C7.40		I	SHT		TABLE 4	TABLE 5		
16-RH-2-008-601R-2	M2-0260	C7.30	C-H	P	SIT	VT-2	Po	To		85
		-----		---	---		-----	-----		
		C7.40		I	SHT		TABLE 4	TABLE 5		
8-RH-2-009-601R-2	M2-0260	C7.30	C-H	P	SIT	VT-2	Po	To		86
		-----		---	---		-----	-----		
		C7.40		I	SHT		TABLE 4	TABLE 5		
8-RH-2-010-601R-2	M2-0260	C7.30	C-H	P	SIT	VT-2	Po	To		87
		-----		---	---		-----	-----		
		C7.40		I	SHT		TABLE 4	TABLE 5		

UNIT 2 ASME SECTION XI INSERVICE PRESSURE  
TEST LINE LIST  
TABLE 9

Line/Component No.	Flow Diagram No.	ASME Item	Exam CAT	Test Freq.	Type Test	Exam Method	Test Pressure	Test Temp.	Notes/Comments	REC NO.
=====	=====	----	----	-----	----	-----	-----	-----	=====	----
** RESIDUAL HEAT REMOVAL (RH)										
3-RH-2-011-601R-2	M2-0260	C7.30	C-H	P	SIT	VT-2	Po	To		88
		-----		---	---		-----	-----		
		C7.40		I	SHT		TABLE 4	TABLE 5		
3-RH-2-012-601R-2	M2-0260	C7.30	C-H	P	SIT	VT-2	Po	To		89
		-----		---	---		-----	-----		
		C7.40		I	SHT		TABLE 4	TABLE 5		
3-RH-2-013-601R-2	M2-0260	C7.30	C-H	P	SIT	VT-2	Po	To		90
		-----		---	---		-----	-----		
		C7.40		I	SHT		TABLE 4	TABLE 5		
3-RH-2-014-601R-2	M2-0260	C7.30	C-H	P	SIT	VT-2	Po	To		91
		-----		---	---		-----	-----		
		C7.40		I	SHT		TABLE 4	TABLE 5		
10-RH-2-015-601R-2	M2-0260	C7.30	C-H	P	SIT	VT-2	Po	To		92
		-----		---	---		-----	-----		
		C7.40		I	SHT		TABLE 4	TABLE 5		
10-RH-2-016-601R-2	M2-0260	C7.30	C-H	P	SIT	VT-2	Po	To		93
		-----		---	---		-----	-----		
		C7.40		I	SHT		TABLE 4	TABLE 5		
2-RH-2-017-601R-2	M2-0260	C7.30	C-H	P	SIT	VT-2	Po	To		94
		-----		---	---		-----	-----		
		C7.40		I	SHT		TABLE 4	TABLE 5		
2-RH-2-018-601R-2	M2-0260	C7.30	C-H	P	SIT	VT-2	Po	To		95
		-----		---	---		-----	-----		
		C7.40		I	SHT		TABLE 4	TABLE 5		
2-RH-2-019-601R-2	M2-0260	C7.30	C-H	P	SIT	VT-2	Po	To		96
		-----		---	---		-----	-----		
		C7.40		I	SHT		TABLE 4	TABLE 5		

UNIT 2 ASME SECTION XI INSERVICE PRESSURE  
TEST LINE LIST  
TABLE 9

Line/Component No.	Flow Diagram No.	ASME Item	Exam CAT	Test Freq.	Type Test	Exam Method	Test Pressure	Test Temp.	Notes/Comments	REC NO.
=====	=====	=====	=====	=====	=====	=====	=====	=====	=====	=====
** RESIDUAL HEAT REMOVAL (RH)										
B-RH-2-020-601R-2	M2-0260	C7.30	C-H	P	SIT	VT-2	Po	To		97
		-----		---	---		-----	-----		
		C7.40		I	SHT		TABLE 4	TABLE 5		
B-RH-2-021-601R-2	M2-0260	C7.30	C-H	P	SIT	VT-2	Po	To		98
		-----		---	---		-----	-----		
		C7.40		I	SHT		TABLE 4	TABLE 5		
B-RH-2-022-601R-2	M2-0260	C7.30	C-H	P	SIT	VT-2	Po	To		99
		-----		---	---		-----	-----		
		C7.40		I	SHT		TABLE 4	TABLE 5		
B-RH-2-023-601R-2	M2-0260	C7.30	C-H	P	SIT	VT-2	Po	To		100
		-----		---	---		-----	-----		
		C7. 0		I	SHT		TABLE 4	TABLE 5		
10-RH-2-024-601R-2	M2-0260	C7.30	C-H	P	SIT	VT-2	Po	To		101
		-----		---	---		-----	-----		
		C7.40		I	SHT		TABLE 4	TABLE 5		
10-RH-2-025-601R-2	M2-0260	C7.30	C-H	P	SIT	VT-2	Po	To		102
		-----		---	---		-----	-----		
		C7.40		I	SHT		TABLE 4	TABLE 5		
10-RH-2-026-601R-2	M2-0260	C7.30	C-H	P	SIT	VT-2	Po	To		103
		-----		---	---		-----	-----		
		C7.40		I	SHT		TABLE 4	TABLE 5		
B-RH-2-027-601R-2	M2-0260	C7.30	C-H	P	SIT	VT-2	Po	To		104
		-----		---	---		-----	-----		
		C7.40		I	SHT		TABLE 4	TABLE 5		
B-RH-2-028-151R-2	M2-0260	C7.30	C-H	P	SIT	VT-2	Po	To		105
		-----		---	---		-----	-----		
		C7.40		I	SHT		TABLE 4	TABLE 5		

UNIT 2 ASME SECTION XI INSERVICE PRESSURE  
TEST LINE LIST  
TABLE 9

Line/Component No.	Flow Diagram No.	ASME Item	Exam CAT	Test Freq.	Type Test	Exam Method	Test Pressure	Test Temp.	Notes/Comments	REC NO.
=====	=====	=====	=====	=====	=====	=====	=====	=====	=====	=====
** RESIDUAL HEAT REMOVAL (RH)										
12-RH-2-033-601R-2	M2-0260	C7.30	C-H	P	SIT	VT-2	Po	To		106
		-----		---	---		-----	-----		
		C7.40		I	SHT		TABLE 4	TABLE 5		
12-RH-2-034-601R-2	M2-0260	C7.30	C-H	P	SIT	V1-2	Po	To		107
		-----		---	---		-----	-----		
		C7.40		I	SHT		TABLE 4	TABLE 5		
12-RH-2-035-601R-2	M2-0260	C7.30	C-H	P	SIT	VT-2	Po	To		108
		-----		---	---		-----	-----		
		C7.40		I	SHT		TABLE 4	TABLE 5		
12-RH-2-036-601R-2	M2-0260	C7.30	C-H	P	SIT	VT-2	Po	To		109
		-----		---	---		-----	-----		
		C7.40		I	SHT		TABLE 4	TABLE 5		
8-RH-2-037-601R-2	M2-0260	C7.30	C-H	P	SIT	VT-2	Po	To		110
		-----		---	---		-----	-----		
		C7.40		I	SHT		TABLE 4	TABLE 5		
8-RH-2-038-601R-2	M2-0260	C7.30	C-H	P	SIT	VT-2	Po	To		111
		-----		---	---		-----	-----		
		C7.40		I	SHT		TABLE 4	TABLE 5		
3/4-RH-2-051-601R-2	M2-0260	C7.30	C-H	P	SIT	VT-2	Po	To		112
		-----		---	---		-----	-----		
		C7.40		I	SHT		TABLE 4	TABLE 5		
3/4-RH-2-053-601R-2	M2-0260	C7.30	C-H	P	SIT	VT-2	Po	To		113
		-----		---	---		-----	-----		
		C7.40		I	SHT		TABLE 4	TABLE 5		
10-RH-2-055-601R-2	M2-0260	C7.30	C-H	P	SIT	VT-2	Po	To		114
		-----		---	---		-----	-----		
		C7.40		I	SHT		TABLE 4	TABLE 5		

UNIT 2 ASME SECTION XI INSERVICE PRESSURE  
TEST LINE LIST  
TABLE 9

Line/Component No.	Flow Diagram No.	ASME Item	Exam CAT	Test Freq.	Type Test	Exam Method	Test Pressure	Test Temp.	Notes/Comments	REC NO.
=====	=====	=====	=====	=====	=====	=====	=====	=====	=====	=====
** RESIDUAL HEAT REMOVAL (RH)										
10-RH-2-056-601R-2	M2-0260	C7.30	C-H	P	SIT	VT-2	Po	To		115
		-----		---	---		-----	-----		
		C7.40		I	SHT		TABLE 4	TABLE 5		
2-RH-2-057-601R-2	M2-0260	C7.30	C-H	P	SIT	VT-2	Po	To		116
		-----		---	---		-----	-----		
		C7.40		I	SHT		TABLE 4	TABLE 5		
10-RH-2-058-601R-2	M2-0260	C7.30	C-H	P	SIT	VT-2	Po	To		117
		-----		---	---		-----	-----		
		C7.40		I	SHT		TABLE 4	TABLE 5		
10-RH-2-061-601R-2	M2-0260	C7.30	C-H	P	SIT	VT-2	Po	To		118
		-----		---	---		-----	-----		
		C7.40		I	SHT		TABLE 4	TABLE 5		
10-RH-2-062-601R-2	M2-0260	C7.30	C-H	P	SIT	VT-2	Po	To		119
		-----		---	---		-----	-----		
		C7.40		I	SHT		TABLE 4	TABLE 5		
8-RH-2-063-601R-2	M2-0260	C7.30	C-H	P	SIT	VT-2	Po	To		120
		-----		---	---		-----	-----		
		C7.40		I	SHT		TABLE 4	TABLE 5		
8-RH-2-064-601R-2	M2-0260	C7.30	C-H	P	SIT	VT-2	Po	To		121
		-----		---	---		-----	-----		
		C7.40		I	SHT		TABLE 4	TABLE 5		
3/4-RH-2-065-2501R-2	M2-0260	C7.30	C-H	P	SIT	VT-2	Po	To		122
		-----		---	---		-----	-----		
		C7.40		I	SHT		TABLE 4	TABLE 5		
3/4-RH-2-066-2501R-2	M2-0260	C7.30	C-H	P	SIT	VT-2	Po	To		123
		-----		---	---		-----	-----		
		C7.40		I	SHT		TABLE 4	TABLE 5		

UNIT 2 ASME SECTION XI INSERVICE PRESSURE  
TEST LINE LIST  
TABLE 9

Line/Component No.	Flow Diagram No.	ASME Item	Exam CAT	Test Freq.	Type Test	Exam Method	Test Pressure	Test Temp.	Notes/Comments	REC NO.
=====	=====	=====	=====	=====	=====	=====	=====	=====	=====	=====
** RESIDUAL HEAT REMOVAL (RH)										
12-RH-2-900-2501R-2	M2-0260	C7.30	C-H	P	SIT	VT-2	Po	To		124
		----		----						
		C7.40		I	SHT		TABLE 4	TABLE 5		
12-RH-2-901-2501R-2	M2-0260	C7.30	C-H	P	SIT	VT-2	Po	To		125
		----		----						
		C7.40		I	SHT		TABLE 4	TABLE 5		
1/2-RH-2-906-1501R-2	M2-0260	C7.30	C-H	P	SIT	VT-2	Po	To		126
		----		----						
		C7.40		I	SHT		TABLE 4	TABLE 5		
1/2-RH-2-907-1501R-2	M2-0260	C7.30	C-H	P	SIT	VT-2	Po	To		127
		----		----						
		C7.40		I	SHT		TABLE 4	TABLE 5		
1/2-RH-2-908-1501R-2	M2-0260	C7.30	C-H	P	SIT	VT-2	Po	To		128
		----		----						
		C7.40		I	SHT		TABLE 4	TABLE 5		
1/2-RH-2-909-1501R-2	M2-0260	C7.30	C-H	P	SIT	VT-2	Po	To		129
		----		----						
		C7.40		I	SHT		TABLE 4	TABLE 5		
3/4-RH-2-910-2501R-2	M2-0260	C7.30	C-H	P	SIT	VT-2	Po	To		130
		----		----						
		C7.40		I	SHT		TABLE 4	TABLE 5		
4-RH-2-913-601R-2	M2-0260	C7.30	C-H	P	SIT	VT-2	Po	To		131
		----		----						
		C7.40		I	SHT		TABLE 4	TABLE 5		
TCX-RHAHRS-01 HEAT EXCHANGER	M2-0260	C7.10	C-H	P	SIT	VT-2	Po	To		132
		----		----						
		C7.20		I	SHT		TABLE 4	TABLE 5		



UNIT 2 ASME SECTION XI INSERVICE PRESSURE  
TEST LINE LIST  
TABLE 9

Line/Component No.	Flow Diagram No.	ASME Item	Exam CAT	Test Freq.	Type Test	Exam Method	Test Pressure	Test Temp.	Notes/Comments	REC NO.
=====	=====	----	----	-----	----	-----	-----	-----	=====	----
** SAFETY INJECTION (SI)										
4-SI-2-001-2501R-2	M2-0261	C7.30	C-H	P	SFT	VT-2	Po	To		1443
		-----		---	---		-----	-----		
		C7.40		I	SHT		TABLE 4	TABLE 5		
4-SI-2-008-2501R-2	M2-0261	C7.30	C-H	P	SFT	VT-2	Po	To		1444
		-----		---	---		-----	-----		
		C7.40		I	SHT		TABLE 4	TABLE 5		
4-SI-2-021-2501R-2	M2-0261	C7.30	C-H	P	SFT	VT-2	Po	To		1445
		-----		---	---		-----	-----		
		C7.40		I	SHT		TABLE 4	TABLE 5		
3/4-SI-2-023-2501R-2	M2-0261	C7.30	C-H	P	SFT	VT-2	Po	To		1446
		-----		---	---		-----	-----		
		C7.40		I	SHT		TABLE 4	TABLE 5		
3/4-SI-2-024-2501R-2	M2-0261	C7.30	C-H	P	SFT	VT-2	Po	To		1447
		-----		---	---		-----	-----		
		C7.40		I	SHT		TABLE 4	TABLE 5		
1 1/2-SI-2-025-2501R-1	M2-0261	B15.50	B-P	R	SLT	VT-2	Po	To		1448
		-----		---	---		-----	-----		
		B15.51		I	SHT		TABLE 4	TABLE 5		
1 1/2-SI-2-026-2501R-1	M2-0261	B15.50	B-P	R	SLT	VT-2	Po	To		1449
		-----		---	---		-----	-----		
		B15.51		I	SHT		TABLE 4	TABLE 5		
1 1/2-SI-2-027-2501R-1	M2-0261	B15.50	B-P	R	SLT	VT-2	Po	To		1450
		-----		---	---		-----	-----		
		B15.51		I	SHT		TABLE 4	TABLE 5		
1 1/2-SI-2-028-2501R-1	M2-0261	B15.50	B-P	R	SLT	VT-2	Po	To		1451
		-----		---	---		-----	-----		
		B15.51		I	SHT		TABLE 4	TABLE 5		



UNIT 2 ASME SECTION XI INSERVICE PRESSURE  
TEST LINE LIST  
TABLE 9

Line/Component No.	Flow Diagram No.	ASME Item	Exam CAT	Test Freq.	Type Test	Exam Method	Test Pressure	Test Temp.	Notes/Comments	REC NO.
=====	=====	====	====	=====	====	=====	=====	=====	=====	====
** SAFETY INJECTION (SI)										
24-SI-2-029-151R-2	M2-0261	C7.30	C-H	P	SFT	VT-2	Po	To		1452
		-----		---	---		-----	-----		
		C7.40		I	SHT		TABLE 4	TABLE 5		
18-SI-2-030-151R-2	M2-0261	C7.30	C-H	P	SFT	VT-2	Po	To		1453
	M2-0263-A	-----		---	---		-----	-----		
		C7.40		I	SHT		TABLE 4	TABLE 5		
12-SI-2-031-151R-2	M2-0261	C7.30	C-H	P	SFT	VT-2	Po	To	(1)UPSTRM SI-048	1454
		-----		---	---		-----	-----		
		C7.40		I	SHT		TABLE 4	TABLE 5		
8-SI-1-032-151R-2	M2-0261	C7.30	C-H	P	SFT	VT-2	Po	To		1455
	M2-0262	-----		---	---		-----	-----		
		C7.40		I	SHT		TABLE 4	TABLE 5		
3-SI-2-033-2501R-1	M2-0261	B15.50	B-P	R	SLT	VT-2	Po	To		1456
		-----		---	---		-----	-----		
		B15.51		I	SHT		TABLE 4	TABLE 5		
3-SI-2-034-151R-2	M2-0261	C7.30	C-H	P	SFT	VT-2	Po	To		1457
		-----		---	---		-----	-----		
		C7.40		I	SHT		TABLE 4	TABLE 5		
8-SI-2-037-151R-2	M2-0262	C7.30	C-H	P	SFT	VT-2	Po	To		1458
		-----		---	---		-----	-----		
		C7.40		I	SHT		TABLE 4	TABLE 5		
6-SI-2-038-151R-2	M2-0262	C7.30	C-H	P	SFT	VT-2	Po	To		1459
		-----		---	---		-----	-----		
		C7.40		I	SHT		TABLE 4	TABLE 5		
4-SI-2-039-1501R-2	M2-0262	C7.30	C-H	P	SFT	VT-2	Po	To		1460
		-----		---	---		-----	-----		
		C7.40		I	SHT		TABLE 4	TABLE 5		

UNIT 2 ASME SECTION XI INSERVICE PRESSURE  
TEST LINE LIST  
TABLE 9

Line/Component No.	Flow Diagram No.	ASME Item	Exam CAT	Test Freq.	Type Test	Exam Method	Test Pressure	Test Temp.	Notes/Comments	REC NO.
=====	=====	====	====	=====	====	=====	=====	=====	=====	====
** SAFETY INJECTION (SI)										
3/4-SI-2-040-151R-2	M2-0262	C7.30	C-H	P	SFT	VT-2	Po	To		1461
		-----		---	---		-----	-----		
		C7.40		I	SHT		TABLE 4	TABLE 5		
6-SI-2-041-151R-2	M2-0261	C7.30	C-H	P	SFT	VT-2	Po	To		1462
	M2-0262	-----		---	---		-----	-----		
		C7.40		I	SHT		TABLE 4	TABLE 5		
8-SI-2-042-151R-2	M2-0262	C7.30	C-H	P	SFT	VT-2	Po	To		1463
		-----		---	---		-----	-----		
		C7.40		I	SHT		TABLE 4	TABLE 5		
4-SI-2-044-1501R-2	M2-0262	C7.30	C-H	P	SFT	VT-2	Po	To		1464
		-----		---	---		-----	-----		
		C7.40		I	SHT		TABLE 4	TABLE 5		
4-SI-2-045-1501R-2	M2-0262	C7.30	C-H	P	SFT	VT-2	Po	To		1465
		-----		---	---		-----	-----		
		C7.40		I	SHT		TABLE 4	TABLE 5		
3/4-SI-2-046-1501R-2	M2-0262	C7.30	C-H	P	SFT	VT-2	Po	To		1466
		-----		---	---		-----	-----		
		C7.40		I	SHT		TABLE 4	TABLE 5		
3/4-SI-2-047-1501R-2	M2-0262	C7.30	C-H	P	SFT	VT-2	Po	To		1467
		-----		---	---		-----	-----		
		C7.40		I	SHT		TABLE 4	TABLE 5		
1 1/2-SI-2-048-1501R-2	M2-0262	C7.30	C-H	P	SFT	VT-2	Po	To		1468
		-----		---	---		-----	-----		
		C7.40		I	SHT		TABLE 4	TABLE 5		
1 1/2-SI-2-049-1501R-2	M2-0262	C7.30	C-H	P	SFT	VT-2	Po	To		1469
		-----		---	---		-----	-----		
		C7.40		I	SHT		TABLE 4	TABLE 5		

UNIT 2 ASME SECTION XI INSERVICE PRESSURE  
TEST LINE LIST  
TABLE 9

Line/Component No.	Flow Diagram No.	ASME Item	Exam CAT	Test Freq.	Type Test	Exam Method	Test Pressure	Test Temp.	Notes/Comments	REC NO.
-----	-----	----	----	-----	----	-----	-----	-----	-----	----
** SAFETY INJECTION (SI)										
3-SI-7 (50-1501R-2)	M2-0262	C7.30	C-H	P	SFT	VT-2	Po	To		1470
		-----		---	---		-----	-----		
		C7.40		I	SHT		TABLE 4	TABLE 5		
4-SI-2-051-2501R-2	M2-0263	C7.30	C-H	P	SFT	VT-2	Po	To		1471
	M2-0262	-----		---	---		-----	-----		
		C7.40		I	SHT		TABLE 4	TABLE 5		
4-SI-2-052-2501R-2	M2-0263	C7.30	C-H	P	SFT	VT-2	Po	To		1472
	M2-0262	-----		---	---		-----	-----		
		C7.40		I	SHT		TABLE 4	TABLE 5		
3/4-SI-2-053-2501R-2	M2-0263	C7.30	C-H	P	SFT	VT-2	Po	To		1473
		-----		---	---		-----	-----		
		C7.40		I	SHT		TABLE 4	TABLE 5		
3/4-SI-2-054-2501R-2	M2-0263	C7.30	C-H	P	SFT	VT-2	Po	To		1474
		-----		---	---		-----	-----		
		C7.40		I	SHT		TABLE 4	TABLE 5		
2-SI-2-055-2501R-2	M2-0263	C7.30	C-H	P	SFT	VT-2	Po	To		1475
		-----		---	---		-----	-----		
		C7.40		I	SHT		TABLE 4	TABLE 5		
2-SI-2-057-2501R-2	M2-0263	C7.30	C-H	P	SFT	VT-2	Po	To		1476
		-----		---	---		-----	-----		
		C7.40		I	SHT		TABLE 4	TABLE 5		
2-SI-2-058-2501R-2	M2-0263	C7.30	C-H	P	SFT	VT-2	Po	To		1477
		-----		---	---		-----	-----		
		C7.40		I	SHT		TABLE 4	TABLE 5		
2-SI-2-059-2501R-1	M2-0263	B15.50	B-P	R	SLT	VT-2	Po	To		1478
		-----		---	---		-----	-----		
		B15.51		I	SHT		TABLE 4	TABLE 5		

UNIT 2 ASME SECTION XI INSERVICE PRESSURE  
TEST LINE LIST  
TABLE 9

Line/Component No.	Flow Diagram No.	ASME Item	Exam CAT	Test Freq.	Type Test	Exam Method	Test Pressure	Test Temp.	Notes/Comments	REC NO.
=====	=====	=====	=====	=====	=====	=====	=====	=====	=====	=====
** SAFETY INJECTION (SI)										
4-SI-2-060-2501R-2	M2-0263	C7.30	C-H	P	SFT	VT-2	Po	To		1479
	M2-0262	-----		---	---		-----	-----		
		C7.401		I	SHT		TABLE 4	TABLE 5		
3/4-SI-2-061-2501R-2	M2-0263	C7.30	C-H	P	SFT	VT-2	Po	To		1480
		-----		---	---		-----	-----		
		C7.401		I	SHT		TABLE 4	TABLE 5		
2-SI-2-062-2501R-2	M2-0263	C7.30	C-H	P	SFT	VT-2	Po	To		1481
		-----		---	---		-----	-----		
		C7.401		I	SHT		TABLE 4	TABLE 5		
2-SI-2-063-2501R-1	M2-0263	B15.50	B-P	R	SLT	VT-2	Po	To		1482
		-----		---	---		-----	-----		
		B15.51		I	SHT		TABLE 4	TABLE 5		
2-SI-2-064-2501R-2	M2-0263	C7.30	C-H	P	SFT	VT-2	Po	To		1483
		-----		---	---		-----	-----		
		C7.40		I	SHT		TABLE 4	TABLE 5		
2-SI-2-065-2501R-1	M2-0263	B15.50	B-P	R	SLT	VT-2	Po	To		1484
		-----		---	---		-----	-----		
		B15.51		I	SHT		TABLE 4	TABLE 5		
2-SI-2-066-2501R-2	M2-0263	C7.30	C-H	P	SFT	VT-2	Po	To		1485
		-----		---	---		-----	-----		
		C7.40		I	SHT		TABLE 4	TABLE 5		
2-SI-2-067-2501R-1	M2-0263	B15.50	B-P	R	SLT	VT-2	Po	To		1486
		-----		---	---		-----	-----		
		B15.51		I	SHT		TABLE 4	TABLE 5		
2-SI-2-068-2501R-2	M2-0263	C7.30	C-H	P	SFT	VT-2	Po	To		1487
		-----		---	---		-----	-----		
		C7.40		I	SHT		TABLE 4	TABLE 5		

UNIT 2 ASME SECTION XI INSERVICE PRESSURE  
TEST LINE LIST  
TABLE 9

Line/Component No.	Flow Diagram No.	ASME Item	Exam CAT	Test Freq.	Type Test	Exam Method	Test Pressure	Test Temp.	Notes/Comments	REC NO.
=====	=====	====	====	=====	====	=====	=====	=====	=====	====
** SAFETY INJECTION (SI)										
2-SI-2-069-2501R-1	M2-0263	B15.50	B-P	R	SLT	VT-2	Po	To		1488
		-----		---	---		-----	-----		
		B15.51		I	SHT		TABLE 4	TABLE 5		
6-SI-2-070-151R-2	M2-0262	C7.30	C-H	P	SFT	VT-2	Po	To		1489
		-----		---	---		-----	-----		
		C7.40		I	SHT		TABLE 4	TABLE 5		
14-SI-2-071-601R-2	M2-0263-A	C7.30	C-H	P	SFT	VT-2	Po	To		1490
		-----		---	---		-----	-----		
		C7.40		I	SHT		TABLE 4	TABLE 5		
14-SI-2-072-601R-2	M2-0263-A	C7.30	C-H	P	SFT	VT-2	Po	To		1491
		-----		---	---		-----	-----		
		C7.40		I	SHT		TABLE 4	TABLE 5		
16-SI-2-073-151R-2	M2-0263-A	C7.30	C-H	P	SFT	VT-2	Po	To		1492
		-----		---	---		-----	-----		
		C7.40		I	SHT		TABLE 4	TABLE 5		
16-SI-2-074-151R-2	M2-0263-A	C7.30	C-H	P	SFT	VT-2	Po	To		1493
		-----		---	---		-----	-----		
		C7.40		I	SHT		TABLE 4	TABLE 5		
16-SI-2-075-601R-2	M2-0263-A	C7.30	C-H	P	SFT	VT-2	Po	To		1494
		-----		---	---		-----	-----		
		C7.40		I	SHT		TABLE 4	TABLE 5		
16-SI-2-076-601R-2	M2-0263-A	C7.30	C-H	P	SFT	VT-2	Po	To		1495
		-----		---	---		-----	-----		
		C7.40		I	SHT		TABLE 4	TABLE 5		
10-SI-2-078-601R-2	M2-0263-A	C7.30	C-H	P	SFT	VT-2	Po	To		1496
		-----		---	---		-----	-----		
		C7.40		I	SHT		TABLE 4	TABLE 5		

UNIT 2 ASME SECTION XI INSERVICE PRESSURE  
TEST LINE LIST  
TABLE 9

Line/Component No.	Flow Diagram No.	ASME Item	Exam CAT	Test Freq.	Type Test	Exam Method	Test Pressure	Test Temp.	Notes/Comments	REC NO.
-----	-----	----	----	-----	----	-----	-----	-----	-----	----
** SAFETY INJECTION (SI)										
10-SI-2-079-601R-2	M2-0263-A	C7.30	C-H	P	SFT	VT-2	Po	To		1497
		-----		---	---		-----	-----		
		C7.40		I	SHT		TABLE 4	TABLE 5		
3/4-SI-2-080-601R-2	M2-0263-A	C7.30	C-H	P	SFT	VT-2	Po	To		1498
		-----		---	---		-----	-----		
		C7.40		I	SHT		TABLE 4	TABLE 5		
3/4-SI-2-081-601R-2	M2-0263-A	C7.30	C-H	P	SFT	VT-2	Po	To		1499
		-----		---	---		-----	-----		
		C7.40		I	SHT		TABLE 4	TABLE 5		
10-SI-2-082-2501R-2	M2-0263 M2-0263-A	C7.30	C-H	P	SFT	VT-2	Po	To		1500
		-----		---	---		-----	-----		
		C7.40		I	SHT		TABLE 4	TABLE 5		
10-SI-2-083-2501R-2	M2-0263 M2-0263-A	C7.30	C-H	P	SFT	VT-2	Po	To		1501
		-----		---	---		-----	-----		
		C7.40		I	SHT		TABLE 4	TABLE 5		
3/4-SI-2-084-2501R-2	M2-0263	C7.30	C-H	P	SFT	VT-2	Po	To		1502
		-----		---	---		-----	-----		
		C7.40		I	SHT		TABLE 4	TABLE 5		
3/4-SI-2-085-2501R-2	M2-0263	C7.30	C-H	P	SFT	VT-2	Po	To		1503
		-----		---	---		-----	-----		
		C7.40		I	SHT		TABLE 4	TABLE 5		
2-SI-2-086-2501R-1	M2-0263	B15.50	B-P	R	SLT	VT-2	Po	To		1504
		-----		---	---		-----	-----		
		B15.51		I	SHT		TABLE 4	TABLE 5		
8-SI-2-087-2501R-2	M2-0263	C7.30	C-H	P	SFT	VT-2	Po	To		1505
		-----		---	---		-----	-----		
		C7.40		I	SHT		TABLE 4	TABLE 5		

UNIT 2 ASME SECTION XI INSERVICE PRESSURE  
TEST LINE LIST  
TABLE 9

Line/Component No.	Flow Diagram No.	ASME Item	Exam CAT	Test Freq.	Type Test	Exam Method	Test Pressure	Test Temp.	Notes/Comments	REC NO.
=====	=====	=====	=====	=====	=====	=====	=====	=====	=====	=====
** SAFETY INJECTION (SI)										
8-SI-2-088-2501R-2	M2-0263	C7.30	C-H	P	SFT	VT-2	Po	To		1506
		-----		---	---		-----	-----		
		C7.40		I	SHT		TABLE 4	TABLE 5		
6-SI-2-089-2501R-1	M2-0263	B15.50	B-P	R	SLT	VT-2	Po	To		1507
		-----		---	---		-----	-----		
		B15.51		I	SHT		TABLE 4	TABLE 5		
8-SI-2-090-2501R-1	M2-0263	B15.50	B-P	R	SLT	VT-2	Po	To		1508
		-----		---	---		-----	-----		
		B15.51		I	SHT		TABLE 4	TABLE 5		
8-SI-2-091-2501R-1	M2-0263	B15.50	B-P	R	SLT	VT-2	Po	To		1509
		-----		---	---		-----	-----		
		B15.51		I	SHT		TABLE 4	TABLE 5		
6-SI-2-092-2501R-1	M2-0263	B15.50	B-P	R	SLT	VT-2	Po	To		1510
		-----		---	---		-----	-----		
		B15.51		I	SHT		TABLE 4	TABLE 5		
10-SI-2-093-601R-2	M2-0263-A	C7.3/I	C-H	P	SFT	VT-2	Po	To		1511
		-----		---	---		-----	-----		
		C7.40		I	SHT		TABLE 4	TABLE 5		
3/4-SI-2-094-601R-2	M2-0263-A	C7.30	C-H	P	SFT	VT-2	Po	To		1512
		-----		---	---		-----	-----		
		C7.40		I	SHT		TABLE 4	TABLE 5		
10-SI-2-095-2501R-2	M2-0263 M2-0263-A	C7.30	C-H	P	SFT	VT-2	Po	To		1513
		-----		---	---		-----	-----		
		C7.40		I	SHT		TABLE 4	TABLE 5		
3/4-SI-2-097-2501R-2	M2-0262	C7.30	C-H	P	SFT	VT-2	Po	To		1514
		-----		---	---		-----	-----		
		C7.40		I	SHT		TABLE 4	TABLE 5		

UNIT 2 ASME SECTION XI INSERVICE PRESSURE  
TEST LINE LIST  
TABLE 9

Line/Component No.	Flow Diagram No.	ASME Item	Exam CAT	Test Freq.	Type Test	Exam Method	Test Pressure	Test Temp.	Notes/Comments	REC NO.
=====	=====	====	====	=====	====	=====	=====	=====	=====	====
** SAFETY INJECTION (SI)										
3/4-SI-2-098-2501R-2	M2-0263	C7.30	C-H	P	SFT	VT-2	Po	To		1515
		-----		---	---					
		C7.40		I	SHT		TABLE 4	TABLE 5		
3/4-SI-2-099-2501R-2	M2-0263	C7.30	C-H	P	SFT	VT-2	Po	To		1516
		-----		---	---					
		C7.40		I	SHT		TABLE 4	TABLE 5		
3/4-SI-2-100-2501R-2	M2-0263	C7.30	C-H	P	SFT	VT-2	Po	To		1517
		-----		---	---					
		C7.40		I	SHT		TABLE 4	TABLE 5		
6-SI-2-101-2501R-1	M2-0263	B15.50	B-P	R	SLT	VT-2	Po	To		1518
		-----		---	---					
		B15.51		I	SHT		TABLE 4	TABLE 5		
6-SI-2-102-2501R-1	M2-0263	B15.50	B-P	R	SLT	VT-2	Po	To		1519
		-----		---	---					
		B15.51		I	SHT		TABLE 4	TABLE 5		
10-SI-2-103-2501R-2	M2-0263-B	C7.30	C-H	P	SFT	VT-2	Po	To		1520
		-----		---	---					
		C7.40		I	SHT		TABLE 4	TABLE 5		
10-SI-2-104-2501R-2	M2-0263-B	C7.30	C-H	P	SFT	VT-2	Po	To		1521
		-----		---	---					
		C7.40		I	SHT		TABLE 4	TABLE 5		
10-SI-2-105-2501R-2	M2-0263-B	C7.30	C-H	P	SFT	VT-2	Po	To		1522
		-----		---	---					
		C7.40		I	SHT		TABLE 4	TABLE 5		
10-SI-2-106-2501R-2	M2-0263-B	C7.30	C-H	P	SFT	VT-2	Po	To		1523
		-----		---	---					
		C7.40		I	SHT		TABLE 4	TABLE 5		



UNIT 2 ASME SECTION XI INSERVICE PRESSURE  
TEST LINE LIST  
TABLE 9

Line/Component No. =====	Flow Diagram No. =====	ASME Item ====	Exam CAT ====	Test Freq. =====	Type Test ====	Exam Method =====	Test Pressure =====	Test Temp. =====	Notes/Comments =====	REC NO. ====
** SAFETY INJECTION (SI)										
3/4-SI-2-107-2501R-2	M2-0263	C7.30	C-H	P	SFT	VT-2	Po	To		1524
		-----		---	---		-----	-----		
		C7.40		I	SHT		TABLE 4	TABLE 5		
3/4-SI-2-108-2501R-2	M2-0263	C7.30	C-H	P	SFT	VT-2	Po	To		1525
		-----		---	---		-----	-----		
		C7.40		I	SHT		TABLE 4	TABLE 5		
3/4-SI-2-109-2501R-2	M2-0263	C7.30	C-H	P	SFT	VT-2	Po	To		1526
		-----		---	---		-----	-----		
		C7.40		I	SHT		TABLE 4	TABLE 5		
3/4-SI-2-110-2501R-2	M2-0263	C7.30	C-H	P	SFT	VT-2	Po	To		1527
		-----		---	---		-----	-----		
		C7.40		I	SHT		TABLE 4	TABLE 5		
3/4-SI-2-113-1501R-2	M2-0262	C7.30	C-H	P	SFT	VT-2	Po	To		1528
		-----		---	---		-----	-----		
		C7.40		I	SHT		TABLE 4	TABLE 5		
3/4-SI-2-115-2501R-2	M2-0263-B	C7.30	C-H	P	SFT	VT-2	Po	To		1529
		-----		---	---		-----	-----		
		C7.40		I	SHT		TABLE 4	TABLE 5		
3/4-SI-2-116-2501R-2	M2-0263-B	C7.30	C-H	P	SFT	VT-2	Po	To		1530
		-----		---	---		-----	-----		
		C7.40		I	SHT		TABLE 4	TABLE 5		
3/4-SI-2-117-2501R-2	M2-0263-B	C7.30	C-H	P	SFT	VT-2	Po	To		1531
		-----		---	---		-----	-----		
		C7.40		I	SHT		TABLE 4	TABLE 5		
3/4-SI-2-118-2501R-2	M2-0263-B	C7.30	C-H	P	SFT	VT-2	Po	To		1532
		-----		---	---		-----	-----		
		C7.40		I	SHT		TABLE 4	TABLE 5		

UNIT 2 ASME SECTION XI INSERVICE PRESSURE  
TEST LINE LIST  
TABLE 9

Line/Component No.	Flow Diagram No.	ASME Item	Exam CAT	Test Freq.	Type Test	Exam Method	Test Pressure	Test Temp.	Notes/Comments	REC NO.
=====	=====	----	----	-----	----	-----	-----	-----	=====	----
** SAFETY INJECTION (SI)										
10-SI-2-119-601R-2	M2-0263-B	C7.30	C-H	P	SFT	VT-2	Po	To		1533
		-----		---	---		-----	-----		
		C7.40		I	SHT		TABLE 4	TABLE 5		
10-SI-2-120-601R-2	M2-0263-B	C7.30	C-H	P	SFT	VT-2	Po	To		1534
		-----		---	---		-----	-----		
		C7.40		I	SHT		TABLE 4	TABLE 5		
10-SI-2-121-601R-2	M2-0263-B	C7.30	C-H	P	SFT	VT-2	Po	To		1535
		-----		---	---		-----	-----		
		C7.40		I	SHT		TABLE 4	TABLE 5		
10-SI-2-122-601R-2	M2-0263-B	C7.30	C-H	P	SFT	VT-2	Po	To		1536
		-----		---	---		-----	-----		
		C7.40		I	SHT		TABLE 4	TABLE 5		
2-SI-2-123-601R-2	M2-0263-B	C7.30	C-H	P	SFT	VT-2	Po	To		1537
		-----		---	---		-----	-----		
		C7.40		I	SHT		TABLE 4	TABLE 5		
2-SI-2-124-601R-2	M2-0263-B	C7.30	C-H	P	SFT	VT-2	Po	To		1538
		-----		---	---		-----	-----		
		C7.40		I	SHT		TABLE 4	TABLE 5		
2-SI-2-125-601R-2	M2-0263-B	C7.30	C-H	P	SFT	VT-2	Po	To		1539
		-----		---	---		-----	-----		
		C7.40		I	SHT		TABLE 4	TABLE 5		
2-SI-2-126-601R-2	M2-0263-B	C7.30	C-H	P	SFT	VT-2	Po	To		1540
		-----		---	---		-----	-----		
		C7.40		I	SHT		TABLE 4	TABLE 5		
1-SI-2-127-601R-2	M2-0263-B	C7.30	C-H	P	SFT	VT-2	Po	To		1541
		-----		---	---		-----	-----		
		C7.40		I	SHT		TABLE 4	TABLE 5		

UNIT 2 ASME SECTION XI INSERVICE PRESSURE  
TEST LINE LIST  
TABLE 9

Line/Component No.	Flow Diagram No.	ASME Item	Exam CAT	Test Freq.	Type Test	Exam Method	Test Pressure	Test Temp.	Notes/Comments	REC NO.
=====	=====	=====	=====	=====	=====	=====	=====	=====	=====	=====
** SAFETY INJECTION (SI)										
1-SI-2-128-601R-2	M2-0263-B	C7.30	C-H	P	SFT	VT-2	Po	To		1542
		-----		---	---		-----	-----		
		C7.40		I	SHT		TABLE 4	TABLE 5		
1-SI-2-129-601R-2	M2-0263-B	C7.30	C-H	P	SFT	VT-2	Po	To		1543
		-----		---	---		-----	-----		
		C7.40		I	SHT		TABLE 4	TABLE 5		
1-SI-2-130-601R-2	M2-0263-B	C7.30	C-H	P	SFT	VT-2	Po	To		1544
		-----		---	---		-----	-----		
		C7.40		I	SHT		TABLE 4	TABLE 5		
6-SI-2-148-2501R-1	M2-0263	B15.50	B-P	R	SLT	VT-2	Po	To		1546
		-----		---	---		-----	-----		
		B15.51		I	SHT		TABLE 4	TABLE 5		
1-SI-2-161-601R-2	M2-0263-B	C7.30	C-H	P	SFT	VT-2	Po	To		1548
		-----		---	---		-----	-----		
		C7.40		I	SHT		TABLE 4	TABLE 5		
1-SI-2-162-601R-2	M2-0263-B	C7.30	C-H	P	SFT	VT-2	Po	To		1549
		-----		---	---		-----	-----		
		C7.40		I	SHT		TABLE 4	TABLE 5		
1-SI-2-163-601R-2	M2-0263-B	C7.30	C-H	P	SFT	VT-2	Po	To		1550
		-----		---	---		-----	-----		
		C7.40		I	SHT		TABLE 4	TABLE 5		
1-SI-2-164-601R-2	M2-0263-B	C7.30	C-H	P	SFT	VT-2	Po	To		1551
		-----		---	---		-----	-----		
		C7.40		I	SHT		TABLE 4	TABLE 5		
3/4-SI-2-169-1501R-2	M2-0262	C7.30	C-H	P	SFT	VT-2	Po	To		1552
		-----		---	---		-----	-----		
		C7.40		I	SHT		TABLE 4	TABLE 5		

UNIT 2 ASME SECTION XI INSERVICE PRESSURE  
TEST LINE LIST  
TABLE 9

Line/Component No.	Flow Diagram No.	ASME Item	Exam CAT	Test Freq.	Type Test	Exam Method	Test Pressure	Test Temp.	Notes/Comments	REC NO.
=====	=====	=====	=====	=====	=====	=====	=====	=====	=====	=====
** SAFETY INJECTION (SI)										
6-SI-2-170-2501R-2	M2-0263	C7.30	C-H	P	SFT	VT-2	Po	To		1553
		-----		---	---					
		C7.40		I	SHT		TABLE 4	TABLE 5		
6-SI-2-171-2501R-2	M2-0263	C7.30	C-H	P	SFT	VT-2	Po	To		1554
		-----		---	---					
		C7.40		I	SHT		TABLE 4	TABLE 5		
6-SI-2-172-2501R-1	M2-0263	B15.50	B-P	R	SLT	VT-2	Po	To		1555
		-----		---	---					
		B15.51		I	SHT		TABLE 4	TABLE 5		
3-SI-2-176-2501R-2	M2-0261	C7.30	C-H	P	SFT	VT-2	Po	To		1556
		-----		---	---					
		C7.40		I	SHT		TABLE 4	TABLE 5		
4-SI-2-178-151R-2	M2-0261	C7.30	C-H	P	SFT	VT-2	Po	To		1557
		-----		---	---					
		C7.40		I	SHT		TABLE 4	TABLE 5		
10-SI-2-179-2501R-1	M2-0262	B15.50	B-P	R	SLT	VT-2	Po	To		1558
		-----		---	---					
		B15.51		I	SHT		TABLE 4	TABLE 5		
10-SI-2-180-2501R-1	M2-0262	B15.50	B-P	R	SLT	VT-2	Po	To		1559
		-----		---	---					
		B15.51		I	SHT		TABLE 4	TABLE 5		
10-SI-2-181-2501R-1	M2-0262	B15.50	B-P	R	SLT	VT-2	Po	To		1560
		-----		---	---					
		B15.51		I	SHT		TABLE 4	TABLE 5		
10-SI-2-182-2501R-1	M2-0262	B15.50	B-P	R	SLT	VT-2	Po	To		1561
		-----		---	---					
		B15.51		I	SHT		TABLE 4	TABLE 5		

UNIT 2 ASME SECTION XI INSERVICE PRESSURE  
TEST LINE LIST  
TABLE 9

Line/Component No.	Flow Diagram No.	ASME Item	Exam CAT	Test Freq.	Type Test	Exam Method	Test Pressure	Test Temp.	Notes/Comments	REC NO.
=====	=====	====	====	=====	====	=====	=====	=====	=====	====
** SAFETY INJECTION (SI)										
3/4-SI-2-183-151R-2	M2-0262	C7.30	C-H	P	SFT	VT-2	Po	To		1562
		-----		---	---		-----	-----		
		C7.40		I	SHT		TABLE 4	TABLE 5		
1-SI-2-185-2501R-2	M2-0263-B	C7.30	C-H	P	SFT	VT-2	Po	To		1563
		-----		---	---		-----	-----		
		C7.40		I	SHT		TABLE 4	TABLE 5		
1-SI-2-186-2501R-2	M2-0263-B	C7.30	C-H	P	SFT	VT-2	Po	To		1564
		-----		---	---		-----	-----		
		C7.40		I	SHT		TABLE 4	TABLE 5		
1-SI-2-187-2501R-2	M2-0263-B	C7.30	C-H	P	SFT	VT-2	Po	To		1565
		-----		---	---		-----	-----		
		C7.40		I	SHT		TABLE 4	TABLE 5		
1-SI-2-188-2501R-2	M2-0263-B	C7.30	C-H	P	SFT	VT-2	Po	To		1566
		-----		---	---		-----	-----		
		C7.40		I	SHT		TABLE 4	TABLE 5		
8-SI-2-189-151R-2	M2-0261	C7.30	C-H	P	SFT	VT-2	Po	To		1567
		-----		---	---		-----	-----		
		C7.40		I	SHT		TABLE 4	TABLE 5		
14-SI-2-196-151R-2	M2-0263-A	C7.30	C-H	P	SFT	VT-2	Po	To		1568
		-----		---	---		-----	-----		
		C7.40		I	SHT		TABLE 4	TABLE 5		
14-SI-2-197-151R-2	M2-0263-A	C7.30	C-H	P	SFT	VT-2	Po	To		1569
		-----		---	---		-----	-----		
		C7.40		I	SHT		TABLE 4	TABLE 5		
1 1/2-SI-2-199-2501R-1	M2-0261	B15.50	B-P	R	SLT	VT-2	Po	To		1570
		-----		---	---		-----	-----		
		B15.51		I	SHT		TABLE 4	TABLE 5		

UNIT 2 ASME SECTION XI INSERVICE PRESSURE  
TEST LINE LIST  
TABLE 9

Line/Component No.	Flow Diagram No.	ASME Item	Exam CAT	Test Freq.	Type Test	Exam Method	Test Pressure	Test Temp.	Notes/Comments	REC NO.
=====	=====	=====	=====	=====	=====	=====	=====	=====	=====	=====
** SAFETY INJECTION (SI)										
1 1/2-SI-2-200-2501R-1	M2-0261	B15.50	B-P	R	SLT	VT-2	Po	To		1571
		-----		---	---		-----	-----		
		B15.51		I	SHT		TABLE 4	TABLE 5		
1 1/2-SI-2-201-2501R-1	M2-0261	B15.50	B-P	R	SLT	VT-2	Po	To		1572
		-----		---	---		-----	-----		
		B15.51		I	SHT		TABLE 4	TABLE 5		
1 1/2-SI-2-202-2501R-1	M2-0261	B15.50	B-P	R	SLT	VT-2	Po	To		1573
		-----		---	---		-----	-----		
		B15.51		I	SHT		TABLE 4	TABLE 5		
1-SI-2-258-601R-2	M2-0263-B	C7.30	C-H	P	SFT	VT-2	Po	To		1574
		-----		---	---		-----	-----		
		C7.40		I	SPT		TABLE 4	TABLE 5		
1-SI-2-259-601R-2	M2-0263-B	C7.30	C-H	P	SFT	VT-2	Po	To		1575
		-----		---	---		-----	-----		
		C7.40		I	SPT		TABLE 4	TABLE 5		
1-SI-2-260-601R-2	M2-0263-B	C7.30	C-H	P	SFT	VT-2	Po	To		1576
		-----		---	---		-----	-----		
		C7.40		I	SPT		TABLE 4	TABLE 5		
1-SI-2-261-601R-2	M2-0263-B	C7.30	C-H	P	SFT	VT-2	Po	To		1577
		-----		---	---		-----	-----		
		C7.40		I	SPT		TABLE 4	TABLE 5		
3/4-SI-2-266-601R-2	M2-0263-B	C7.30	C-H	P	SFT	VT-2	Po	To		1578
		-----		---	---		-----	-----		
		C7.40		I	SHT		TABLE 4	TABLE 5		
3/4-SI-2-267-601R-2	M2-0263-B	C7.30	C-H	P	SFT	VT-2	Po	To		1579
		-----		---	---		-----	-----		
		C7.40		I	SHT		TABLE 4	TABLE 5		

UNIT 2 ASME SECTION XI INSERVICE PRESSURE  
TEST LINE LIST  
TABLE 9

Line/Component No.	Flow Diagram No.	ASME Item	Exam CAT	Test Freq.	Type Test	Exam Method	Test Pressure	Test Temp.	Notes/Comments	REC NO.
=====	=====	====	====	=====	====	=====	=====	=====	=====	====
** SAFETY INJECTION (SI)										
3/4-SI-2-268-601R-2	M2-0263-B	C7.30	C-H	P	SFT	VT-2	Po	To		1580
		-----		---	---		-----	-----		
		C7.40		I	SHT		TABLE 4	TABLE 5		
3/4-SI-2-269-601R-2	M2-0263-B	C7.30	C-H	P	SFT	VT-2	Po	To		1581
		-----		---	---		-----	-----		
		C7.40		I	SHT		TABLE 4	TABLE 5		
3-SI-2-296-1501R-2	M2-0262	C7.30	C-H	P	SFT	VT-2	Po	To		1582
		-----		---	---		-----	-----		
		C7.40		I	SHT		TABLE 4	TABLE 5		
3-SI-2-297-1501R-2	M2-0262	C7.30	C-H	P	SFT	VT-2	Po	To		1583
		-----		---	---		-----	-----		
		C7.40		I	SHT		TABLE 4	TABLE 5		
4-SI-2-300-1501R-2	M2-0262	C7.30	C-H	P	SFT	VT-2	Po	To		1584
		-----		---	---		-----	-----		
		C7.40		I	SHT		TABLE 4	TABLE 5		
2-SI-2-301-2501R-1	M2-0263	B15.50	B-P	R	SLT	VT-2	Po	To		1585
		-----		---	---		-----	-----		
		B15.51		I	SHT		TABLE 4	TABLE 5		
2-SI-2-302-2501R-1	M2-0263	B15.50	B-P	R	SLT	VT-2	Po	To		1586
		-----		---	---		-----	-----		
		B15.51		I	SHT		TABLE 4	TABLE 5		
3-SI-2-303-2501R-1	M2-0261	B15.50	B-P	R	SLT	VT-2	Po	To		1587
		-----		---	---		-----	-----		
		B15.51		I	SHT		TABLE 4	TABLE 5		
6-SI-2-304-2501R-2	M2-0263	C7.30	C-H	P	SFT	VT-2	Po	To		1588
		-----		---	---		-----	-----		
		C7.40		I	SHT		TABLE 4	TABLE 5		

UNIT 2 ASME SECTION XI INSERVICE PRESSURE  
TEST LINE LIST  
TABLE 9

Line/Component No.	Flow Diagram No.	ASME Item	Exam CAT	Test Freq.	Type Test	Exam Method	Test Pressure	Test Temp.	Notes/Comments	REC NO.
=====	=====	====	====	=====	====	=====	=====	=====	=====	====
** SAFETY INJECTION (SI)										
6-SI-2-305-2501R-2	M2-0263	C7.30	C-H	P	SFT	VT-2	Po	To		1589
		-----		---	---		-----	-----		
		C7.40		I	SHT		TABLE 4	TABLE 5		
4-SI-2-306-2501R-2	M2-0263	C7.30	C-H	P	SFT	VT-2	Po	To		1590
		-----		---	---		-----	-----		
		C7.40		I	SHT		TABLE 4	TABLE 5		
2-SI-2-307-2501R-2	M2-0263	C7.30	C-H	P	SFT	VT-2	Po	To		1591
		-----		---	---		-----	-----		
		C7.40		I	SHT		TABLE 4	TABLE 5		
3/4-SI-2-308-2501R-2	M2-0263	C7.30	C-H	P	SFT	VT-2	Po	To		1592
		-----		---	---		-----	-----		
		C7.40		I	SHT		TABLE 4	TABLE 5		
6-SI-2-311-151R-2	M2-0261	C7.30	C-H	P	SFT	VT-2	Po	To		1593
		-----		---	---		-----	-----		
		C7.40		I	SHT		TABLE 4	TABLE 5		
6-SI-2-312-151R-2	M2-0263	C7.30	C-H	P	SFT	VT-2	Po	To		1594
		-----		---	---		-----	-----		
		C7.40		I	SHT		TABLE 4	TABLE 5		
12-SI-2-322-151R-2	M2-0261	C7.30	C-H	P	SFT	VT-2	Po	To		1595
		-----		---	---		-----	-----		
		C7.40		I	SHT		TABLE 4	TABLE 5		
8-SI-2-323-151R-2	M2-0261	C7.30	C-H	P	SFT	VT-2	Po	To		1596
		-----		---	---		-----	-----		
		C7.40		I	SHT		TABLE 4	TABLE 5		
16-SI-2-325-601R-2	M2-0263-A	C7.30	C-H	P	SFT	VT-2	Po	To		1597
		-----		---	---		-----	-----		
		C7.40		I	SHT		TABLE 4	TABLE 5		



UNIT 2 ASME SECTION XI INSERVICE PRESSURE  
TEST LINE LIST  
TABLE 9

Line/Component No.	Flow Diagram No.	ASME Item	Exam CAT	Test Freq.	Type Test	Exam Method	Test Pressure	Test Temp.	Notes/Comments	REC NO.
=====	=====	=====	=====	=====	=====	=====	=====	=====	=====	=====
** SAFETY INJECTION (SI)										
16-SI-2-326-601R-2	M2-0263-A	C7.30	C-H	P	SFT	VT-2	Po	To		1598
		-----		---	---		-----	-----		
		C7.40		I	SHT		TABLE 4	TABLE 5		
6-SI-2-327-2501R-2	M2-0263	C7.30	C-H	P	SFT	VT-2	Po	To		1599
		-----		---	---		-----	-----		
		C7.40		I	SHT		TABLE 4	TABLE 5		
6-SI-2-328-2501R-1	M2-0263	B15.50	B-P	R	SLT	VT-2	Po	To		1600
		-----		---	---		-----	-----		
		B15.51		I	SHT		TABLE 4	TABLE 5		
6-SI-2-329-2501R-2	M2-0263	C7.30	C-H	P	SFT	VT-2	Po	To		1601
		-----		---	---		-----	-----		
		C7.40		I	SHT		TABLE 4	TABLE 5		
6-SI-2-330-2501R-1	M2-0263	B15.50	B-P	R	SLT	VT-2	Po	To		1602
		-----		---	---		-----	-----		
		B15.51		I	SHT		TABLE 4	TABLE 5		
1-SI-2-331-601R-2	M2-0263-B	C7.30	C-H	P	SFT	VT-2	Po	To		1603
		-----		---	---		-----	-----		
		C7.40		I	SPT		TABLE 4	TABLE 5		
1-SI-2-332-601R-2	M2-0263-B	C7.30	C-H	P	SFT	VT-2	Po	To		1604
		-----		---	---		-----	-----		
		C7.40		I	SPT		TABLE 4	TABLE 5		
1-SI-2-333-601R-2	M2-0263-B	C7.30	C-H	P	SFT	VT-2	Po	To		1605
		-----		---	---		-----	-----		
		C7.40		I	SPT		TABLE 4	TABLE 5		
1-SI-2-334-601R-2	M2-0263-B	C7.30	C-H	P	SFT	VT-2	Po	To		1606
		-----		---	---		-----	-----		
		C7.40		I	SPT		TABLE 4	TABLE 5		

UNIT 2 ASME SECTION XI INSERVICE PRESSURE  
TEST LINE LIST  
TABLE 9

Line/Component No.	Flow Diagram No.	ASME Item	Exam CAT	Test Freq.	Type Test	Exam Method	Test Pressure	Test Temp.	Notes/Comments	REC NO.
=====	=====	=====	=====	=====	=====	=====	=====	=====	=====	=====
** SAFETY INJECTION (SI)										
3-SI-2-335-1501R-2	M2-0262	C7.30	C-H	P	SFT	VT-2	Po	To		1607
		-----		---	---		-----	-----		
		C7.40		I	SHT		TABLE 4	TABLE 5		
3-SI-2-336-1501R-2	M2-0262	C7.30	C-H	P	SFT	VT-2	Po	To		1608
		-----		---	---		-----	-----		
		C7.40		I	SHT		TABLE 4	TABLE 5		
2-SI-2-338-1501R-2	M2-0262	C7.30	C-H	P	SFT	VT-2	Po	To		1609
		-----		---	---		-----	-----		
		C7.40		I	SHT		TABLE 4	TABLE 5		
3-SI-2-339-2501R-1	M2-0261	B15.50	B-P	R	SLT	VT-2	Po	To		1610
		-----		---	---		-----	-----		
		B15.51		I	SHT		TABLE 4	TABLE 5		
18-SI-2-342-151R-2	M2-0263-A	C7.30	C-H	P	SFT	VT-2	Po	To		1612
		-----		---	---		-----	-----		
		C7.40		I	SHT		TABLE 4	TABLE 5		
8-SI-2-352-151R-2	M2-0261	C7.30	C-H	P	SFT	VT-2	Po	To		1928
		-----		---	---		-----	-----		
		C7.40		I	SHT		TABLE 4	TABLE 5		
24-SI-2-991-151R-2	M2-0232 M2-0261	C7.30	C-H	P	SFT	VT-2	Po	To	(1)PORTION INSIDE TANK IS EXEMPT	1618
		-----		---	---		-----	-----		
		C7.40		I	SHT		TABLE 4	TABLE 5		
16-SI-2-914-151R-2	M2-0261	C7.30	C-H	P	SFT	VT-2	Po	To		1620
		-----		---	---		-----	-----		
		C7.40		I	SHT		TABLE 4	TABLE 5		
CP2-SIAPS1-01 PUMP	M2-0263-A	C7.50	C-H	P	SFT	VT-2	Po	To		1623
		-----		---	---		-----	-----		
		C7.60		I	SHT		TABLE 4	TABLE 5		

UNIT 2 ASME SECTION XI INSERVICE PRESSURE  
TEST LINE LIST  
TABLE 9

Line/Component No.	Flow Diagram No.	ASME Item	Exam CAT	Test Freq.	Type Test	Exam Method	Test Pressure	Test Temp.	Notes/Comments	REC NO.
=====	=====	=====	=====	=====	=====	=====	=====	=====	=====	=====
** SAFETY INJECTION (SI)										
CP2-SIAPSI-02 PUMP	M2-0263-A	C7.50	C-H	P	SFT	VT-2	Po	To		1624
		-----		---	---		-----	-----		
		C7.60		I	SHT		TABLE 4	TABLE 5		
CP2-SIATRT-01 ACCUMULATOR TANK	M2-0262	D2.10	D-B	P	SFT	VT-2	Po	To		1621
		-----		---	---		-----	-----		
		D2.10		I	SPT		TABLE 4	TABLE 5		
CP2-SIATRT-02 ACCUMULATOR TANK	M2-0262	D2.10	D-B	P	SFT	VT-2	Po	To		1622
		-----		---	---		-----	-----		
		D2.10		I	SPT		TABLE 4	TABLE 5		
TCX-SIATAT-01 ACCUMULATOR TANK	M2-0262	C7.10	C-H	P	SFT	VT-2	Po	To		1744
		-----		---	---		-----	-----		
		C7.20		I	SHT		TABLE 4	TABLE 5		
TCX-SIATAY-02 ACCUMULATOR TANK	M2-0262	C7.10	C-H	P	SFT	VT-2	Po	To		1745
		-----		---	---		-----	-----		
		C7.20		I	SHT		TABLE 4	TABLE 5		
TCX-SIATAT-03 ACCUMULATOR TANK	M2-0262	C7.10	C-H	P	SFT	VT-2	Po	To		1746
		-----		---	---		-----	-----		
		C7.20		I	SHT		TABLE 4	TABLE 5		
TCX-SIATAT-04 ACCUMULATOR TANK	M2-0262	C7.10	C-H	P	SFT	VT-2	Po	To		1747
		-----		---	---		-----	-----		
		C7.20		I	SHT		TABLE 4	TABLE 5		

UNIT 2 ASME SECTION XI INSERVICE PRESSURE  
TEST LINE LIST  
TABLE 9

Line/Component No.	Flow Diagram No.	ASME Item	Exam CAT	Test Freq.	Type Test	Exam Method	Test Pressure	Test Temp.	Notes/Comments	REC NO.
=====	=====	=====	=====	=====	=====	=====	=====	=====	=====	=====
** SERVICE WATER (SW)										
CP2-CCAHX-01 CCW HEAT EXCHANGR	M2-0233-A	D1.10	D-A	P	SIT	VT-2	Po	To		1741
		-----		---	---		-----	-----		
		D1.10		I	SHT		TABLE 4	TABLE 5		
CP2-CCAHX-02 CCW HEAT EXCHANGR	M2-0233-A	D1.10	D-A	P	SIT	VT-2	Po	To		1742
		-----		---	---		-----	-----		
		D1.10		I	SHT		TABLE 4	TABLE 5		
TCX-CSAPCH-01 PMP LUBE OIL CLR	M2-0234	D1.10	D-A	P	SIT	VT-2	Po	To		1733
		-----		---	---		-----	-----		
		D1.10		I	SHT		TABLE 4	TABLE 5		
TCX-CSAPCH-02 PMP LUBE OIL CLR	M2-0234	D1.10	D-A	P	SIT	VT-2	Po	To		1734
		-----		---	---		-----	-----		
		D1.10		I	SHT		TABLE 4	TABLE 5		
CP2-CTAPCS-01 PMP BEARING COOLR	M2-0234	D1.10	D-A	P	SIT	VT-2	Po	To		1735
		-----		---	---		-----	-----		
		D1.10		I	SHT		TABLE 4	TABLE 5		
CP2-CTAPCS-02 PMP BEARING COOLR	M2-0234	D1.10	D-A	P	SIT	VT-2	Po	To		1736
		-----		---	---		-----	-----		
		D1.10		I	SHT		TABLE 4	TABLE 5		
CP2-CTAPCS-03 PMP BEARING COOLR	M2-0234	D1.10	D-A	P	SIT	VT-2	Po	To		1737
		-----		---	---		-----	-----		
		D1.10		I	SHT		TABLE 4	TABLE 5		
CP2-CTAPCS-04 PMP BEARING COOLR	M2-0234	D1.10	D-A	P	SIT	VT-2	Po	To		1738
		-----		---	---		-----	-----		
		D1.10		I	SHT		TABLE 4	TABLE 5		
TCX-SIAPSI-01 PMP LUBE OIL CLR	M2-0234	D1.10	D-A	P	SIT	VT-2	Po	To		1739
		-----		---	---		-----	-----		
		D1.10		I	SHT		TABLE 4	TABLE 5		

UNIT 2 ASME SECTION XI INSERVICE PRESSURE  
TEST LINE LIST  
TABLE 9

Line/Component No.	Flow Diagram No.	ASME Item	Exam CAT	Test Freq.	Type Test	Exam Method	Test Pressure	Test Temp.	Notes/Comments	REC NO.
=====	=====	=====	=====	=====	=====	=====	=====	=====	=====	=====
** SERVICE WATER (SW)										
TCX-SIAPSI-02 PMP LUBE OIL CLR	M2-0234	D1.10	D-A	P	SIT	VT-2	Po	To		1740
		-----		---	---		-----	-----		
		D1.10		I	SHT		TABLE 4	TABLE 5		
30-SW-2-001-150-3	M2-0233	D1.10	D-A	P	SIT	VT-2	Po	To	(4)	1625
	M1-0233-A	-----		---	---		-----	-----		
		D1.10		I	AFT		N/A	N/A		
30-SW-2-002-150-3	M2-0233	D1.10	D-A	P	SIT	VT-2	Po	To	(4)	1626
	M1-0233-A	-----		---	---		-----	-----		
		D1.10		I	AFT		N/A	N/A		
24-SW-2-003-150-3	M2-0233-A	D1.10	D-A	P	SIT	VT-2	Po	To		1627
		-----		---	---		-----	-----		
		D1.10		I	SHT		TABLE 4	TABLE 5		
24-SW-2-004-150-3	M2-0233-A	D1.10	D-A	P	SIT	VT-2	Po	To		1628
		-----		---	---		-----	-----		
		D1.10		I	SHT		TABLE 4	TABLE 5		
4-SW-2-005-150-3	M2-0233	D1.10	D-A	P	SIT	VT-2	Po	To		1629
		-----		---	---		-----	-----		
		D1.10		I	SHT		TABLE 4	TABLE 5		
24-SW-2-006-150-3	M2-0233	D1.10	D-A	P	SIT	VT-2	Po	To		1630
		-----		---	---		-----	-----		
		D1.10		I	SHT		TABLE 4	TABLE 5		
24-SW-2-007-150-3	M2-0233	D1.10	D-A	P	SIT	VT-2	Po	To		1631
		-----		---	---		-----	-----		
		D1.10		I	SHT		TABLE 4	TABLE 5		
1 1/2-SW-2-008-150-3	M2-0233	D1.10	D-A	P	SIT	VT-2	Po	To		1632
		-----		---	---		-----	-----		
		D1.10		I	SHT		TABLE 4	TABLE 5		

UNIT 2 ASME SECTION XI INSERVICE PRESSURE  
TEST LINE LIST  
TABLE 9

Line/Component No.	Flow Diagram No.	ASME Item	Exam CAT	Test Freq.	Type Test	Exam Method	Test Pressure	Test Temp.	Notes/Comments	REC NO.
=====	=====	=====	=====	=====	=====	=====	=====	=====	=====	=====
** SERVICE WATER (SW)										
1 1/2-SW-2-009-150-3	M2-0233	D1.10	D-A	P	SIT	VT-2	Po	To		1633
		-----		---	---		-----	-----		
		D1.10		I	SHT		TABLE 4	TABLE 5		
24-SW-2-010-150-3	M2-0233-A	D1.10	D-A	P	SIT	VT-2	Po	To		1634
		-----		---	---		-----	-----		
		D1.10		I	SHT		TABLE 4	TABLE 5		
30-SW-2-011-150-3	M2-0233 M2-0233-A	D1.10	D-A	P	SIT	VT-2	Po	To		1635
		-----		---	---		-----	-----		
		D1.10		I	SHT		TABLE 4	TABLE 5		
30-SW-2-012-150-3	M2-0233 M2-0233-A	D1.10	D-A	P	SIT	VT-2	Po	To		1636
		-----		---	---		-----	-----		
		D1.10		I	SHT		TABLE 4	TABLE 5		
24-SW-2-013-150-3	M2-0233-A	D1.10	D-A	P	SIT	VT-2	Po	To		1637
		-----		---	---		-----	-----		
		D1.10		I	SHT		TABLE 4	TABLE 5		
1-SW-2-014-150-3	M2-0233	D1.10	D-A	P	SIT	VT-2	Po	To		1638
		-----		---	---		-----	-----		
		D1.10		I	SHT		TABLE 4	TABLE 5		
1-SW-2-015-150-3	M2-0233	D1.10	D-A	P	SIT	VT-2	Po	To		1639
		-----		---	---		-----	-----		
		D1.10		I	SHT		TABLE 4	TABLE 5		
1-SW-2-016-150-3	M2-0233	D1.10	D-A	P	SIT	VT-2	Po	To		1640
		-----		---	---		-----	-----		
		D1.10		I	SHT		TABLE 4	TABLE 5		
1-SW-2-017-150-3	M2-0233	D1.10	D-A	P	SIT	VT-2	Po	To		1641
		-----		---	---		-----	-----		
		D1.10		I	SHT		TABLE 4	TABLE 5		

UNIT 2 ASME SECTION XI INSERVICE PRESSURE  
TEST LINE LIST  
TABLE 9

Line/Component No.	Flow Diagram No.	ASME Item	Exam CAT	Test Freq.	Type Test	Exam Method	Test Pressure	Test Temp.	Notes/Comments	REC NO.
=====	=====	=====	=====	=====	=====	=====	=====	=====	=====	=====
** SERVICE WATER (SW)										
1-SW-2-018-150-3	M2-0233	D1.10	D-A	P	SIT	VT-2	Po	To		1642
		----		---	---		-----	-----		
		D1.10		I	SHT		TABLE 4	TABLE 5		
1-SW-2-019-150-3	M2-0233	D1.10	D-A	P	SIT	VT-2	Po	To		1643
		----		---	---		-----	-----		
		D1.10		I	SHT		TABLE 4	TABLE 5		
1-SW-2-022-150-3	M2-0233	D1.10	D-A	P	SIT	VT-2	Po	To		1644
		----		---	---		-----	-----		
		D1.10		I	SHT		TABLE 4	TABLE 5		
1-SW-2-023-150-3	M2-0233	D1.10	D-A	P	SIT	VT-2	Po	To		1645
		----		---	---		-----	-----		
		D1.10		I	SHT		TABLE 4	TABLE 5		
1-SW-2-025-150-3	M2-0233	D1.10	D-A	P	SIT	VT-2	Po	To		1646
		----		---	---		-----	-----		
		D1.10		I	SHT		TABLE 4	TABLE 5		
4-SW-2-026-150-3	M2-0233	D1.10	D-A	P	SIT	VT-2	Po	To		1647
		----		---	---		-----	-----		
		D1.10		I	SHT		TABLE 4	TABLE 5		
10-SW-2-027-150-3	M2-0233	D1.10	D-A	P	SIT	VT-2	Po	To		1648
		----		---	---		-----	-----		
		D1.10		I	SHT		TABLE 4	TABLE 5		
3/4-SW-2-030-150-3	M2-0233	D1.10	D-A	P	SIT	VT-2	Po	To		1649
		----		---	---		-----	-----		
		D1.10		I	SHT		TABLE 4	TABLE 5		
24-SW-2-031-150-3	M2-0233	D1.10	D-A	P	SIT	VT-2	Po	To		1650
		----		---	---		-----	-----		
		D1.10		I	SHT		TABLE 4	TABLE 5		

UNIT 2 ASME SECTION XI INSERVICE PRESSURE  
TEST LINE LIST  
TABLE 9

Line/Component No.	Flow Diagram No.	ASME Item	Exam CAT	Test Freq.	Type Test	Exam Method	Test Pressure	Test Temp.	Notes/Comments	REC NO.
=====	=====	====	====	=====	====	=====	=====	=====	=====	====
** SERVICE WATER (SW)										
24-SW-2-035-150-3	M2-0233	D1.10	D-A	P	SIT	VT-2	Po	To		1651
		----		---	---		-----	-----		
		D1.10		I	SHT		TABLE 4	TABLE 5		
10-SW-2-037-150-3	M2-0233	D1.10	D-A	P	SIT	VT-2	Po	To		1652
		----		---	---		-----	-----		
		D1.10		I	SHT		TABLE 4	TABLE 5		
3/4-SW-2-038-150-3	M2-0233	D1.10	D-A	P	SIT	VT-2	Po	To		1653
		----		---	---		-----	-----		
		D1.10		I	SHT		TABLE 4	TABLE 5		
10-SW-2-100-150-3	M2-0234	D1.10	D-A	P	SIT	VT-2	Po	To		1654
		----		---	---		-----	-----		
		D1.10		I	SHT		TABLE 4	TABLE 5		
10-SW-2-101-150-3	M2-0234	D1.10	D-A	P	SIT	VT-2	Po	To		1655
		----		---	---		-----	-----		
		D1.10		I	SHT		TABLE 4	TABLE 5		
10-SW-2-102-150-3	M2-0233 M2-0234	D1.10	D-A	P	SIT	VT-2	Po	To		1656
		----		---	---		-----	-----		
		D1.10		I	SHT		TABLE 4	TABLE 5		
10-SW-2-129-150-3	M2-0233 M2-0234	D1.10	D-A	P	SIT	VT-2	Po	To		1657
		----		---	---		-----	-----		
		D1.10		I	SHT		TABLE 4	TABLE 5		
10-SW-2-132-150-3	M2-0233 M2-0234	D1.10	D-A	P	SIT	VT-2	Po	To		1658
		----		---	---		-----	-----		
		D1.10		I	SHT		TABLE 4	TABLE 5		
10-SW-2-173-150-3	M2-0233 M2-0234	D1.10	D-A	P	SIT	VT-2	Po	To		1659
		----		---	---		-----	-----		
		D1.10		I	SHT		TABLE 4	TABLE 5		



UNIT 2 ASME SECTION XI INSERVICE PRESSURE  
TEST LINE LIST  
TABLE 9

Line/Component No.	Flow Diagram No.	ASME Item	Exam CAT	Test Freq.	Type Test	Exam Method	Test Pressure	Test Temp.	Notes/Comments	REC NO.
** SERVICE WATER (SW) 2-SW-2-300-150-3	M2-0234	D1.10	D-A	P	SIT	VT-2	Po	To		1660
							TABLE 4	TABLE 5		
		D1.10	I	I	SHT					
2-SW-2-301-150-3	M2-0234	D1.10	D-A	P	SIT	VT-2	Po	To		1661
							TABLE 4	TABLE 5		
		D1.10	I	I	SHT					
2-SW-2-302-150-3	M2-0234	D1.10	D-A	P	SIT	VT-2	Po	To		1662
							TABLE 4	TABLE 5		
		D1.10	I	I	SHT					
2-SW-2-303-150-3	M2-0234	D1.10	D-A	P	SIT	VT-2	Po	To		1663
							TABLE 4	TABLE 5		
		D1.10	I	I	SHT					
1-SW-2-304-150-3	M2-0234	D1.10	D-A	P	SIT	VT-2	Po	To		1664
							TABLE 4	TABLE 5		
		D1.10	I	I	SHT					
1-SW-2-305-150-3	M2-0234	D1.10	D-A	P	SIT	VT-2	Po	To		1665
							TABLE 4	TABLE 5		
		D1.10	I	I	SHT					
1-SW-2-306-150-3	M2-0234	D1.10	D-A	P	SIT	VT-2	Po	To		1666
							TABLE 4	TABLE 5		
		D1.10	I	I	SHT					
1-SW-2-307-150-3	M2-0234	D1.10	D-A	P	SIT	VT-2	Po	To		1667
							TABLE 4	TABLE 5		
		D1.10	I	I	SHT					
1-SW-2-308-150-3	M2-0234	D1.10	D-A	P	SIT	VT-2	Po	To		1668
							TABLE 4	TABLE 5		
		D1.10	I	I	SHT					

UNIT 2 ASME SECTION XI INSERVICE PRESSURE  
TEST LINE LIST  
TABLE 9

Line/Component No. =====	Flow Diagram No. =====	ASME Item =====	Exam CAT =====	Test Freq. =====	Type Test =====	Exam Method =====	Test Pressure =====	Test Temp. =====	Notes/Comments =====	REC NO. =====
** SERVICE WATER (SW)										
1-SW-2-309-150-3	M2-0234	D1.10 ----- D1.10	D-A	P ----- I	SIT ----- SHT	VT-2	Po ----- TABLE 4	To ----- TABLE 5		1669
1-SW-2-310-150-3	M2-0234	D1.10 ----- D1.10	D-A	P ----- I	SIT ----- SHT	VT-2	Po ----- TABLE 4	To ----- TABLE 5		1670
1-SW-2-311-150-3	M2-0234	D1.10 ----- D1.10	D-A	P ----- I	SIT ----- SHT	VT-2	Po ----- TABLE 4	To ----- TABLE 5		1671
1/2-SW-2-312-150-3	M2-0234	D1.10 ----- D1.10	D-A	P ----- I	SIT ----- SHT	VT-2	Po ----- TABLE 4	To ----- TABLE 5		1672
1/2-SW-2-313-150-3	M2-0234	D1.10 ----- D1.10	D-A	P ----- I	SIT ----- SHT	VT-2	Po ----- TABLE 4	To ----- TABLE 5		1673
1/2-SW-2-314-150-3	M2-0234	D1.10 ----- D1.10	D-A	P ----- I	SIT ----- SHT	VT-2	Po ----- TABLE 4	To ----- TABLE 5		1674
1/2-SW-2-315-150-3	M2-0234	D1.10 ----- D1.10	D-A	P ----- I	SIT ----- SHT	VT-2	Po ----- TABLE 4	To ----- TABLE 5		1675
1/2-SW-2-316-150-3	M2-0234	D1.10 ----- D1.10	D-A	P ----- I	SIT ----- SHT	VT-2	Po ----- TABLE 4	To ----- TABLE 5		1676
1/2-SW-2-317-150-3	M2-0234	D1.10 ----- D1.10	D-A	P ----- I	SIT ----- SHT	VT-2	Po ----- TABLE 4	To ----- TABLE 5		1677

UNIT 2 ASME SECTION XI INSERVICE PRESSURE  
TEST LINE LIST  
TABLE 9

Line/Component No.	Flow Diagram No.	ASME Item	Exam CAT	Test Freq.	Type Test	Exam Method	Test Pressure	Test Temp.	Notes/Comments	REC NO.
=====	=====	====	====	=====	====	=====	=====	=====	=====	====
** SERVICE WATER (SW)										
1/2-SW-2-318-150-3	M2-0234	D1.10	D-A	P	SIT	VT-2	Po	To		1678
		-----		---	---		-----	-----		
		D1.10		I	SHT		TABLE 4	TABLE 5		
1/2-SW-2-319-150-3	M2-0234	D1.10	D-A	P	SIT	VT-2	Po	To		1679
		-----		---	---		-----	-----		
		D1.10		I	SHT		TABLE 4	TABLE 5		
1/2-SW-2-320-150-3	M2-0234	D1.10	D-A	P	SIT	VT-2	Po	To		1680
		-----		---	---		-----	-----		
		D1.10		I	SHT		TABLE 4	TABLE 5		
1/2-SW-2-321-150-3	M2-0234	D1.10	D-A	P	SIT	VT-2	Po	To		1681
		-----		---	---		-----	-----		
		D1.10		I	SHT		TABLE 4	TABLE 5		
1/2-SW-2-322-150-3	M2-0234	D1.10	D-A	P	SIT	VT-2	Po	To		1682
		-----		---	---		-----	-----		
		D1.10		I	SHT		TABLE 4	TABLE 5		
1/2-SW-2-323-150-3	M2-0234	D1.10	D-A	P	SIT	VT-2	Po	To		1683
		-----		---	---		-----	-----		
		D1.10		I	SHT		TABLE 4	TABLE 5		
1/2-SW-2-324-150-3	M2-0234	D1.10	D-A	P	SIT	VT-2	Po	To		1684
		-----		---	---		-----	-----		
		D1.10		I	SHT		TABLE 4	TABLE 5		
1/2-SW-2-325-150-3	M2-0234	D1.10	D-A	P	SIT	VT-2	Po	To		1685
		-----		---	---		-----	-----		
		D1.10		I	SHT		TABLE 4	TABLE 5		
1/2-SW-2-326-150-3	M2-0234	D1.10	D-A	P	SIT	VT-2	Po	To		1686
		-----		---	---		-----	-----		
		D1.10		I	SHT		TABLE 4	TABLE 5		

UNIT 2 ASME SECTION XI INSERVICE PRESSURE  
TEST LINE LIST  
TABLE 9

Line/Component No.	Flow Diagram No.	ASME Item	Exam CAT	Test Freq.	Type Test	Exam Method	Test Pressure	Test Temp.	Notes/Comments	REC NO.
** SERVICE WATER (SW) 1/2-SW-2-327-150-3	M2-0234	D1.10	D-A	P	SIT	VT-2	Po	To		1687
							TABLE 4	TABLE 5		
		D1.10		I	SHT					
2-SW-2-328-150-3	M2-0234	D1.10	D-A	P	SIT	VT-2	Po	To		1688
							TABLE 4	TABLE 5		
		D1.10		I	SHT					
2-SW-2-329-150-3	M2-0234	D1.10	D-A	P	SIT	VT-2	Po	To		1689
							TABLE 4	TABLE 5		
		D1.10		I	SHT					
2-SW-2-346-150-3	M2-0234	D1.10	D-A	P	SIT	VT-2	Po	To		1690
							TABLE 4	TABLE 5		
		D1.10		I	SHT					
2-SW-2-347-150-3	M2-0234	D1.10	D-A	P	SIT	VT-2	Po	To		1691
							TABLE 4	TABLE 5		
		D1.10		I	SHT					
2-SW-2-368-150-3	M2-0234	D1.10	D-A	P	SIT	VT-2	Po	To		1692
							TABLE 4	TABLE 5		
		D1.10		I	SHT					
2-SW-2-369-150-3	M2-0234	D1.10	D-A	P	SIT	VT-2	Po	To		1693
							TABLE 4	TABLE 5		
		D1.10		I	SHT					
2-SW-2-386-150-3	M2-0234	D1.10	D-A	P	SIT	VT-2	Po	To		1694
							TABLE 4	TABLE 5		
		D1.10		I	SHT					
2-SW-2-387-150-3	M2-0234	D1.10	D-A	P	SIT	VT-2	Po	To		1695
							TABLE 4	TABLE 5		
		D1.10		I	SHT					

UNIT 2 ASME SECTION XI INSERVICE PRESSURE  
TEST LINE LIST  
TABLE 9

Line/Component No.	Flow Diagram No.	ASME Item	Exam CAT	Exam Test Freq.	Type Test	Exam Method	Test Pressure	Test Temp.	Notes/Comments	REC NO.
** SERVICE WATER (SW)										
1 1/2-SW-2-394-150-3	M2-0234	D1.10	D-A	P	SIT	VT-2	Po	To		1932
							TABLE 4	TABLE 5		
1 1/2-SW-2-395-150-3	M2-0234	D1.10	D-A	P	SIT	VT-2	Po	To		1696
							TABLE 4	TABLE 5		
1 1/2-SW-2-396-150-3	M2-0234	D1.10	D-A	P	SIT	VT-2	Po	To		1933
							TABLE 4	TABLE 5		
1 1/2-SW-2-397-150-3	M2-0234	D1.10	D-A	P	SIT	VT-2	Po	To		1934
							TABLE 4	TABLE 5		
1-SW-2-398-150-3	M2-0234	D1.10	D-A	P	SIT	VT-2	Po	To		1697
							TABLE 4	TABLE 5		
1-SW-2-399-150-3	M2-0234	D1.10	D-A	P	SIT	VT-2	Po	To		1698
							TABLE 4	TABLE 5		
1-SW-2-400-150-3	M2-0234	D1.10	D-A	P	SIT	VT-2	Po	To		1699
							TABLE 4	TABLE 5		
1-SW-2-401-150-3	M2-0234	D1.10	D-A	P	SIT	VT-2	Po	To		1700
							TABLE 4	TABLE 5		
3-SW-2-900-2503-3	M2-0233	D1.10	D-A	P	SIT	VT-2	Po	To		1701
							TABLE 4	TABLE 5		

UNIT 2 ASME SECTION XI INSERVICE PRESSURE  
TEST LINE LIST  
TABLE 9

Line/Component No. =====	Flow Diagram No. =====	ASME Item ----	Exam CAT ----	Test Freq. -----	Type Test ----	Exam Method -----	Test Pressure -----	Test Temp. -----	Notes/Comments =====	REC NO. ----
** SERVICE WATER (SW)										
3-SW-2-901-2503-3	M2-0233	D1.10	D-A	P	SIT	VT-2	Po	To		1702
		-----		---	---		-----	-----		
		D1.10		I	SHT		TABLE 4	TABLE 5		
2-SW-2-902-150-3	M2-0234	D1.10	D-A	P	SIT	VT-2	Po	To		1703
		-----		---	---		-----	-----		
		D1.10		I	SHT		TABLE 4	TABLE 5		
1-SW-2-905-150-3	M2-0234	D1.10	D-A	P	SIT	VT-2	Po	To		1704
		-----		---	---		-----	-----		
		D1.10		I	SHT		TABLE 4	TABLE 5		
2-SW-2-906-150-3	M2-0234	D1.10	D-A	P	SIT	VT-2	Po	To		1705
		-----		---	---		-----	-----		
		D1.10		I	SHT		TABLE 4	TABLE 5		
2-SW-2-908-150-3	M2-0234	D1.10	D-A	P	SIT	VT-2	Po	To		1935
		-----		---	---		-----	-----		
		D1.10		I	SHT		TABLE 4	TABLE 5		
1-SW-2-909-150-3	M2-0234	D1.10	D-A	P	SIT	VT-2	Po	To		1706
		-----		---	---		-----	-----		
		D1.10		I	SHT		TABLE 4	TABLE 5		
2-SW-2-915-150-3	M2-0234	D1.10	D-A	P	SIT	VT-2	Po	To		1707
		-----		---	---		-----	-----		
		D1.10		I	SHT		TABLE 4	TABLE 5		
4-SW-2-916-151-3	M2-0234	D1.10	D-A	P	SIT	VT-2	Po	To		1936
		-----		---	---		-----	-----		
		D1.10		I	SHT		TABLE 4	TABLE 5		
1-SW-2-917-150-3	M2-0234	D1.10	D-A	P	SIT	VT-2	Po	To		1708
		-----		---	---		-----	-----		
		D1.10		I	SHT		TABLE 4	TABLE 5		

UNIT 2 ASME SECTION XI INSERVICE PRESSURE  
TEST LINE LIST  
TABLE 9

Line/Component No.	Flow Diagram No.	ASME Item	Exam CAT	Test Freq.	Type Test	Exam Method	Test Pressure	Test Temp.	Notes/Comments	REC NO.
** SERVICE WATER (SW) 3-SW-2-918-150-3	M2-0234	D1.10	D-A	P	SIT	VT-2	Po	To		1709
		D1.10		I	SHT		TABLE 4	TABLE 5		
1-SW-2-919-150-3	M2-0234	D1.10	D-A	P	SIT	VT-2	Po	To		1710
		D1.10		I	SHT		TABLE 4	TABLE 5		
3-SW-2-920-150-3	M2-0234	D1.10	D-A	P	SIT	VT-2	Po	To		1711
		D1.10		I	SHT		TABLE 4	TABLE 5		
1-SW-2-941-150-3	M2-0233	D1.10	D-A	P	SIT	VT-2	Po	To		1712
		D1.10		I	SHT		TABLE 4	TABLE 5		
1-SW-2-942-150-3	M2-0233	D1.10	D-A	P	SIT	VT-2	Po	To		1713
		D1.10		I	SHT		TABLE 4	TABLE 5		
1-SW-2-943-150-3	M2-0233	D1.10	D-A	P	SIT	VT-2	Po	To		1714
		D1.10		I	SHT		TABLE 4	TABLE 5		
1-SW-2-946-150-3	M2-0233	D1.10	D-A	P	SIT	VT-2	Po	To		1715
		D1.10		I	SHT		TABLE 4	TABLE 5		
1-SW-2-945-150-3	M2-0233	D1.10	D-A	P	SIT	VT-2	Po	To		1716
		D1.10		I	SHT		TABLE 4	TABLE 5		
1-SW-2-946-150-3	M2-0233	D1.10	D-A	P	SIT	VT-2	Po	To		1717
		D1.10		I	SHT		TABLE 4	TABLE 5		

UNIT 2 ASME SECTION XI INSERVICE PRESSURE  
TEST LINE LIST  
TABLE 9

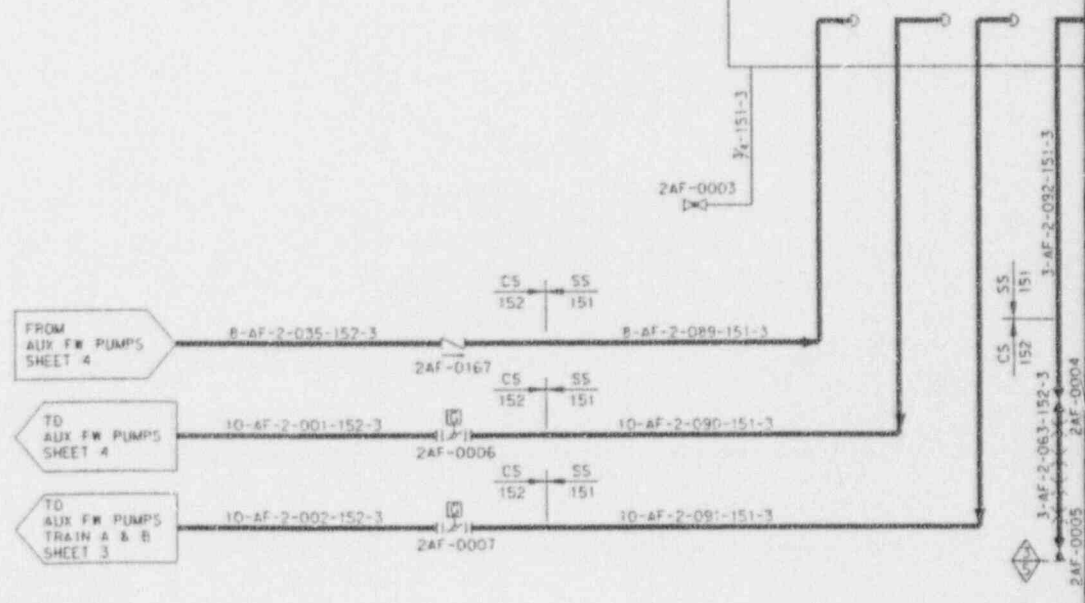
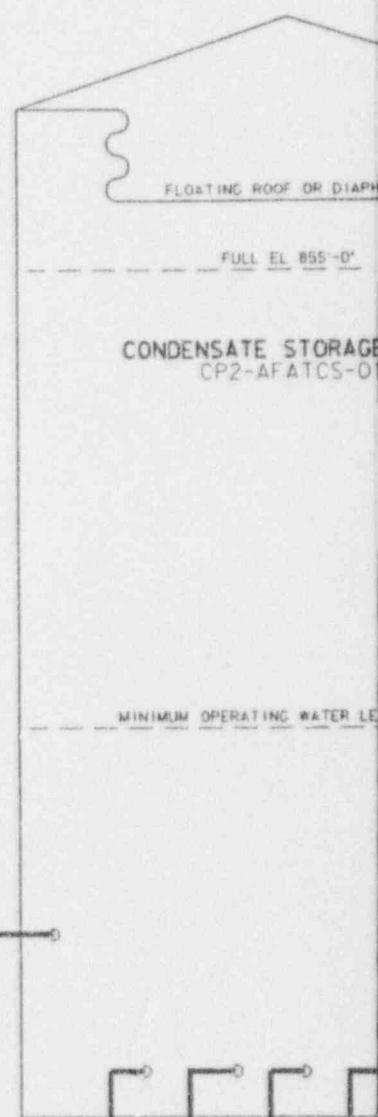

Line/Component No.	Flow Diagram No.	ASME Item	Exam CAT	Test Freq.	Type Test	Exam Method	Test Pressure	Test Temp.	Notes/Comments	REC NO.
** SERVICE WATER (SW) 3/4-SW-2-949-152-3	M2-0234	D1.10	D-A	P	SIT	VT-2	Po	To		1718
		-----		---	---					
		D1.10		I	SHT		TABLE 4	TABLE 5		
3/4-SW-2-950-1303-3	M2-0234	D1.10	D-A	P	SIT	VT-2	Po	To		1719
		-----		---	---					
		D1.10		I	SHT		TABLE 4	TABLE 5		
3/4-SW-2-951-150-3	M2-0234	D1.10	D-A	P	SIT	VT-2	Po	To		1720
		-----		---	---					
		D1.10		I	SHT		TABLE 4	TABLE 5		
3/4-SW-2-952-150-3	M2-0234	D1.10	D-A	P	SIT	VT-2	Po	To		1721
		-----		---	---					
		D1.10		I	SHT		TABLE 4	TABLE 5		
3/4-SW-2-953-150-3	M2-0234	D1.10	D-A	P	SIT	VT-2	Po	To		1722
		-----		---	---					
		D1.10		I	SHT		TABLE 4	TABLE 5		
1/2-SW-2-954-150-3	M2-0234	D1.10	D-A	P	SIT	VT-2	Po	To		1723
		-----		---	---					
		D1.10		I	SHT		TABLE 4	TABLE 5		
3/4-SW-2-955-150-3	M2-0234	D1.10	D-A	P	SIT	VT-2	Po	To		1724
		-----		---	---					
		D1.10		I	SHT		TABLE 4	TABLE 5		
3/4-SW-2-956-150-3	M2-0234	D1.10	D-A	P	SIT	VT-2	Po	To		1725
		-----		---	---					
		D1.10		I	SHT		TABLE 4	TABLE 5		
3/4-SW-2-957-150-3	M2-0234	D1.10	D-A	P	SIT	VT-2	Po	To		1726
		-----		---	---					
		D1.10		I	SHT		TABLE 4	TABLE 5		

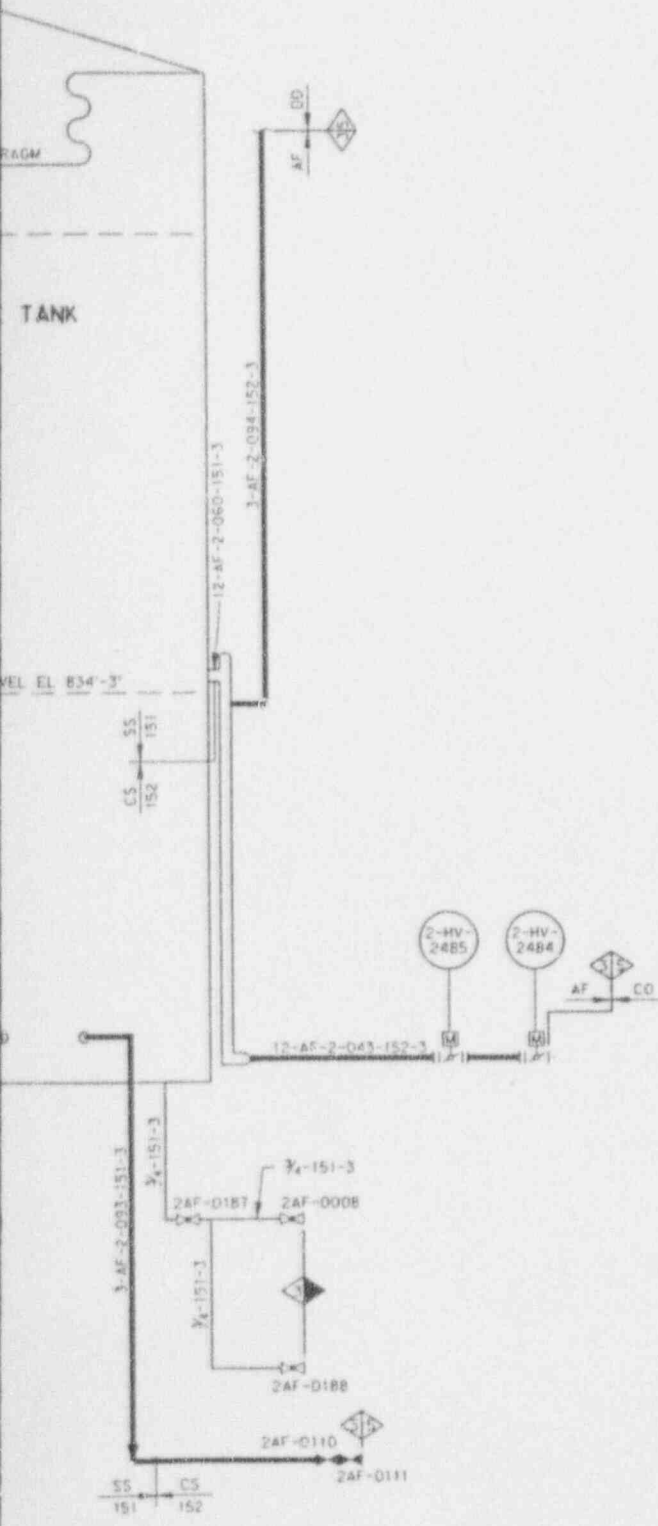


UNIT 2 ASME SECTION XI INSERVICE PRESSURE  
TEST LINE LIST  
TABLE 9

Line/Component No.	Flow Diagram No.	ASME Item	Exam CAT	Test Freq.	Type Test	Exam Method	Test Pressure	Test Temp.	Notes/Comments	REC NO.
** SERVICE WATER (SW) 3/4-SW-2-95B-150-3	M2-0234	D1.10	D-A	P	SIT	VT-2	Po	To		1937
							TABLE 4	TABLE 5		
		D1.10	I	I	SHT					
24-SW-2-959-151-3	M2-0233-A	D1.10	D-A	P	SIT	VT-2	Po	To		1770
							TABLE 4	TABLE 5		
		D1.10	I	I	SHT					
24-SW-2-960-150-3	M2-0233-A	D1.10	D-A	P	SIT	VT-2	Po	To	(4) DOWNSTRM SW-002	1727
							TABLE 4	TABLE 5		
		D1.10	I	I	SHT					
24-SW-2-961-151-3	M2-0233-A	D1.10	D-A	P	SIT	VT-2	Po	To		1728
							TABLE 4	TABLE 5		
		D1.10	I	I	SHT					
24-SW-2-962-150-3	M2-0233-A	D1.10	D-A	P	SIT	VT-2	Po	To		1729
							TABLE 4	TABLE 5		
		D1.10	I	I	SHT					
24-SW-2-963-150-3	M2-0233-A	D1.10	D-A	P	SIT	VT-2	Po	To		1730
							TABLE 4	TABLE 5		
		D1.10	I	I	SHT					
CP2-SWAPSW-01 PUMP	M2-0233	D1.10	D-A	P	SIT	VT-2	Po	To		1731
							TABLE 4	TABLE 5		
		D1.10	I	I	SHT					
CP2-SWAPSW-02 PUMP	M2-0233	D1.10	D-A	P	SIT	VT-2	Po	To		1732
							TABLE 4	TABLE 5		
		D1.10	I	I	SHT					

ICR ISI-2R0-01 ATTACHMENT 2 - SECTION 2 DRAWINGS



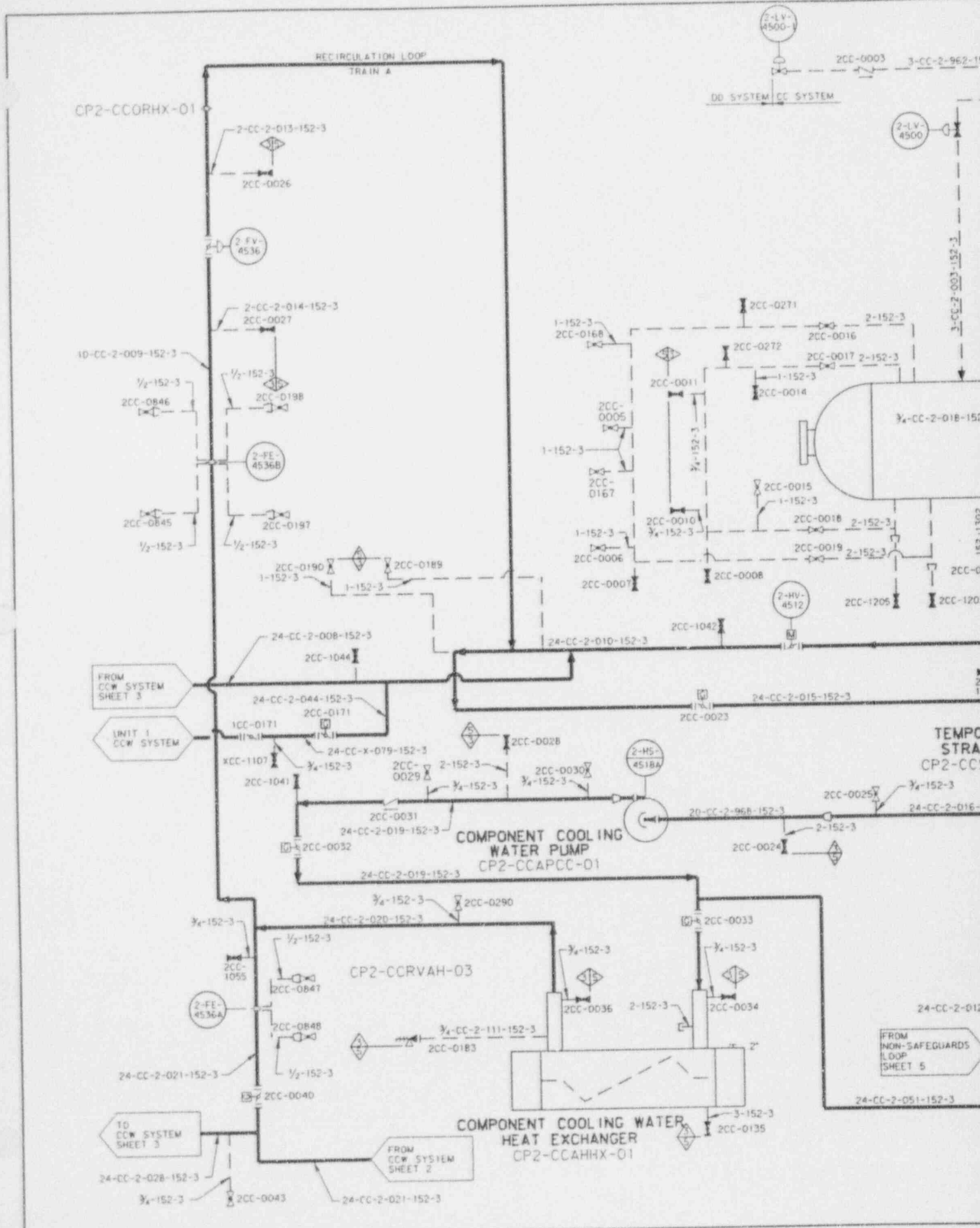


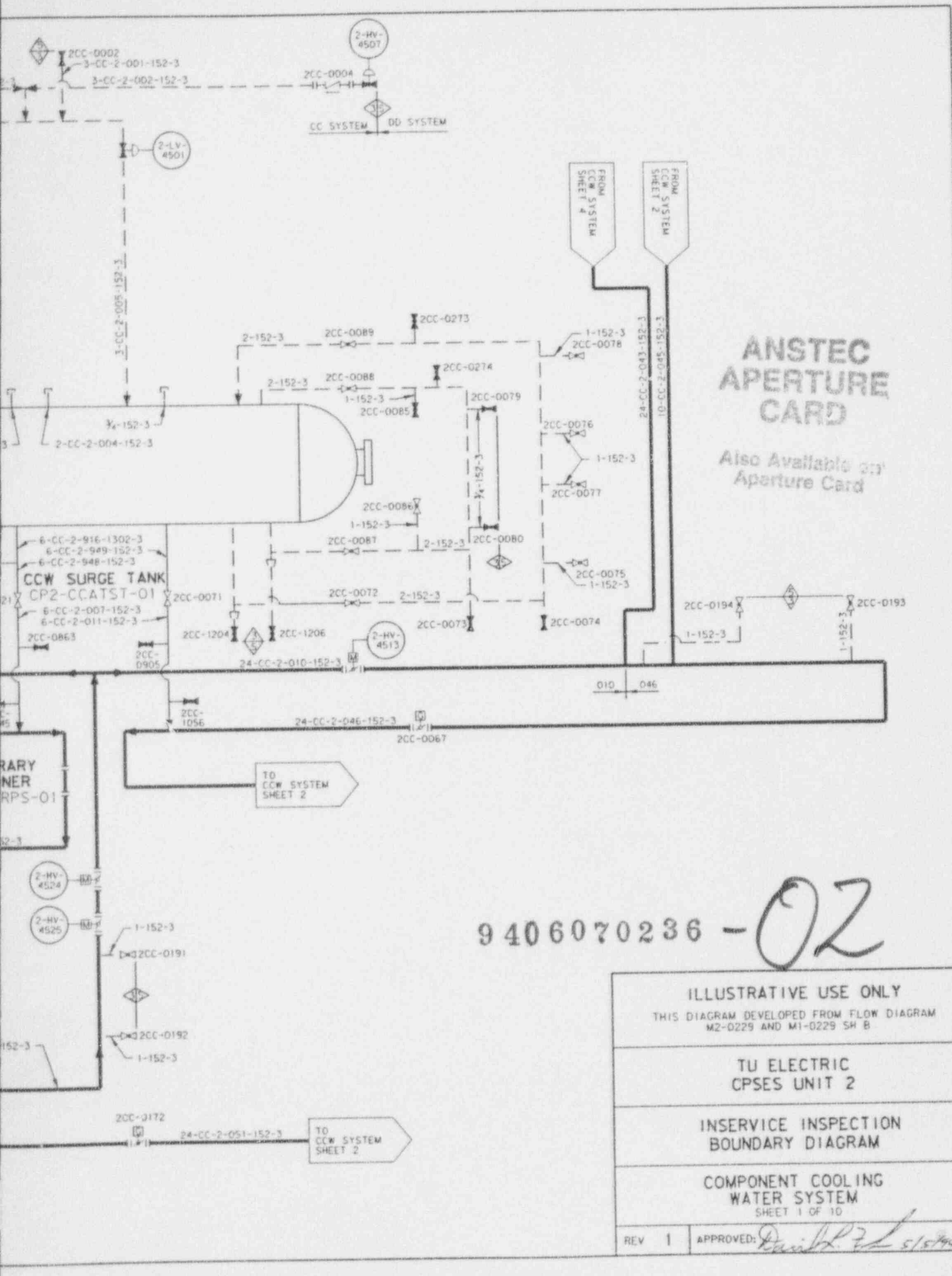
**ANSTEC  
APERTURE  
CARD**

Also Available on  
Aperture Card

9406070236-01

ILLUSTRATIVE USE ONLY THIS DIAGRAM DEVELOPED FROM FLOW DIAGRAM M2-0206 SH 02	
TU ELECTRIC CPSES UNIT 2	
INSERVICE INSPECTION BOUNDARY DIAGRAM	
AUXILARY FEEDWATER SYSTEM SHEET 5 OF 5	
REV 1	APPROVED: <i>[Signature]</i>



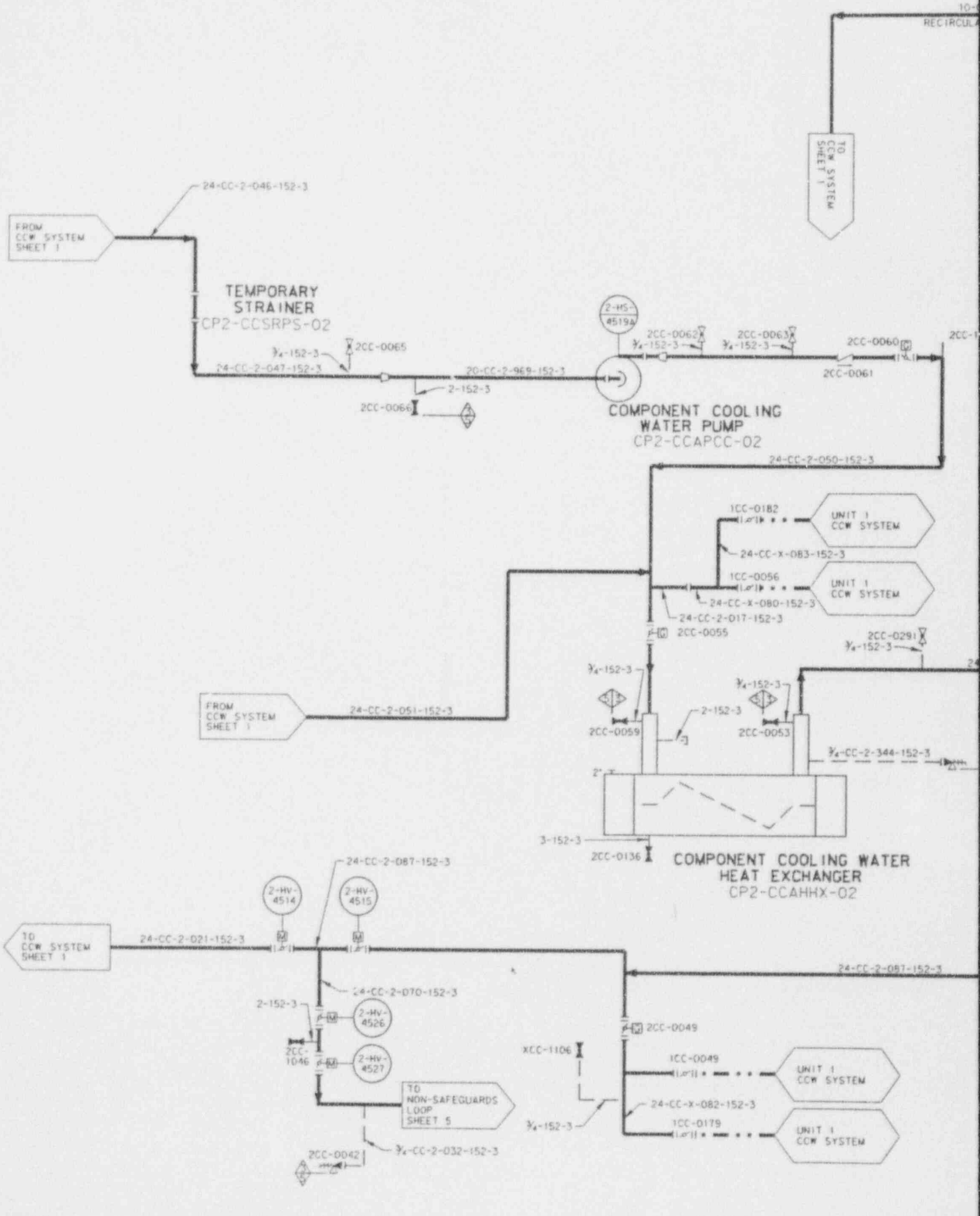


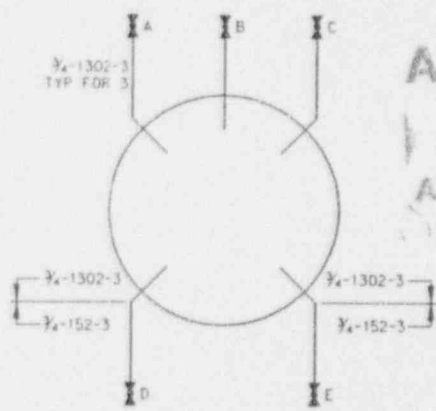
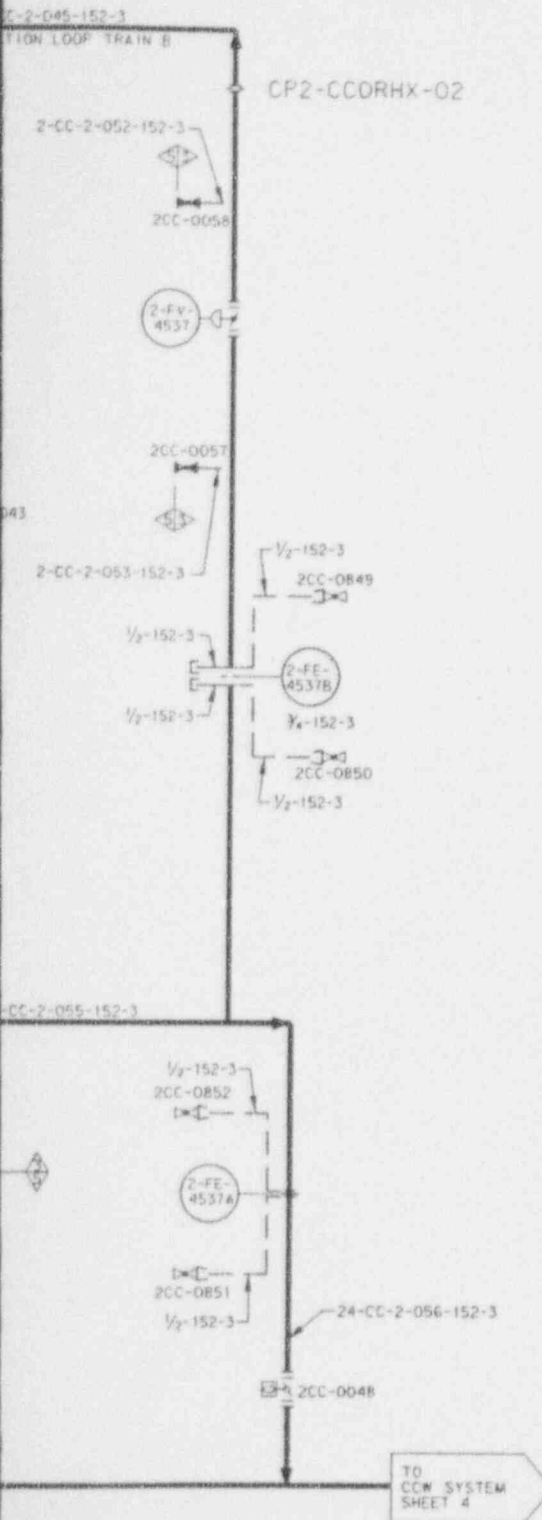
**ANSTEC  
APERTURE  
CARD**

Also Available on  
Aperture Card

9406070236 - 02

ILLUSTRATIVE USE ONLY THIS DIAGRAM DEVELOPED FROM FLOW DIAGRAM M2-0229 AND M1-0229 SH 8	
TU ELECTRIC CPSES UNIT 2	
INSERVICE INSPECTION BOUNDARY DIAGRAM	
COMPONENT COOLING WATER SYSTEM SHEET 1 OF 10	
REV 1	APPROVED: <i>[Signature]</i> 5/15/94





**ANSTEC  
APERTURE  
CARD**

Also Available on  
Aperture Card

PUMP	A	B	C	D	E
CP2-CCAPCC-01	2CC-0232	2CC-0233	2CC-0234	2CC-0235	2CC-0236
CP2-CCAPCC-02	2CC-0237	2CC-0238	2CC-0239	2CC-0240	2CC-0241

PUMPS CP2-CCAPCC-01,02  
VENTS AND DRAINS DETAIL

9406070236-03

ILLUSTRATIVE USE ONLY THIS DIAGRAM DEVELOPED FROM FLOW DIAGRAM M2-0229 AND M1-0229 SH B	
TU ELECTRIC CPSES UNIT 2	
INSERVICE INSPECTION BOUNDARY DIAGRAM	
COMPONENT COOLING WATER SYSTEM SHEET 2 OF 10	
REV 1	APPROVED: <i>[Signature]</i> 5/15/94



FROM  
UNIT 1  
CCW SYSTEM

12-CC-X-042-152-3

CPX-CCMESF-02

XCC-0067

XCC-0066

2-CC-X-955-

X-FE-AG18

XCC-0065

XCC-0064

XCC-0183  
1-152-3

CPX-SFAHSE

XCC-0184

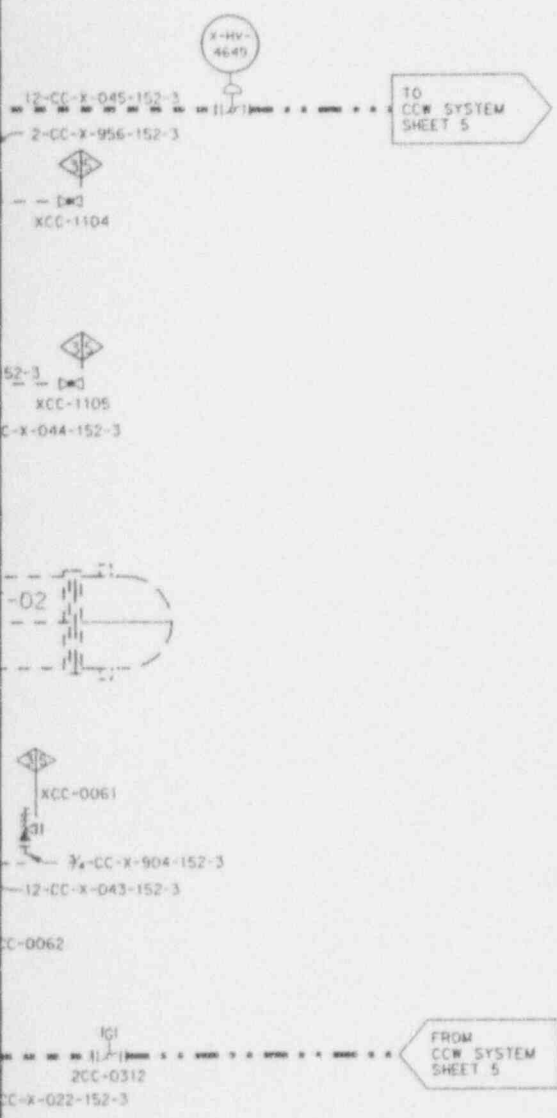
XCC-0063

TO  
UNIT 1  
CCW SYSTEM

12-CC-X-038-152-3

CPX-CCMESF-01

12-

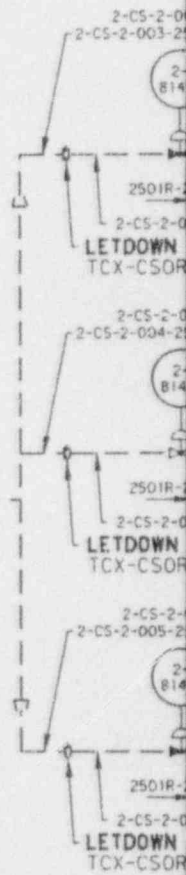
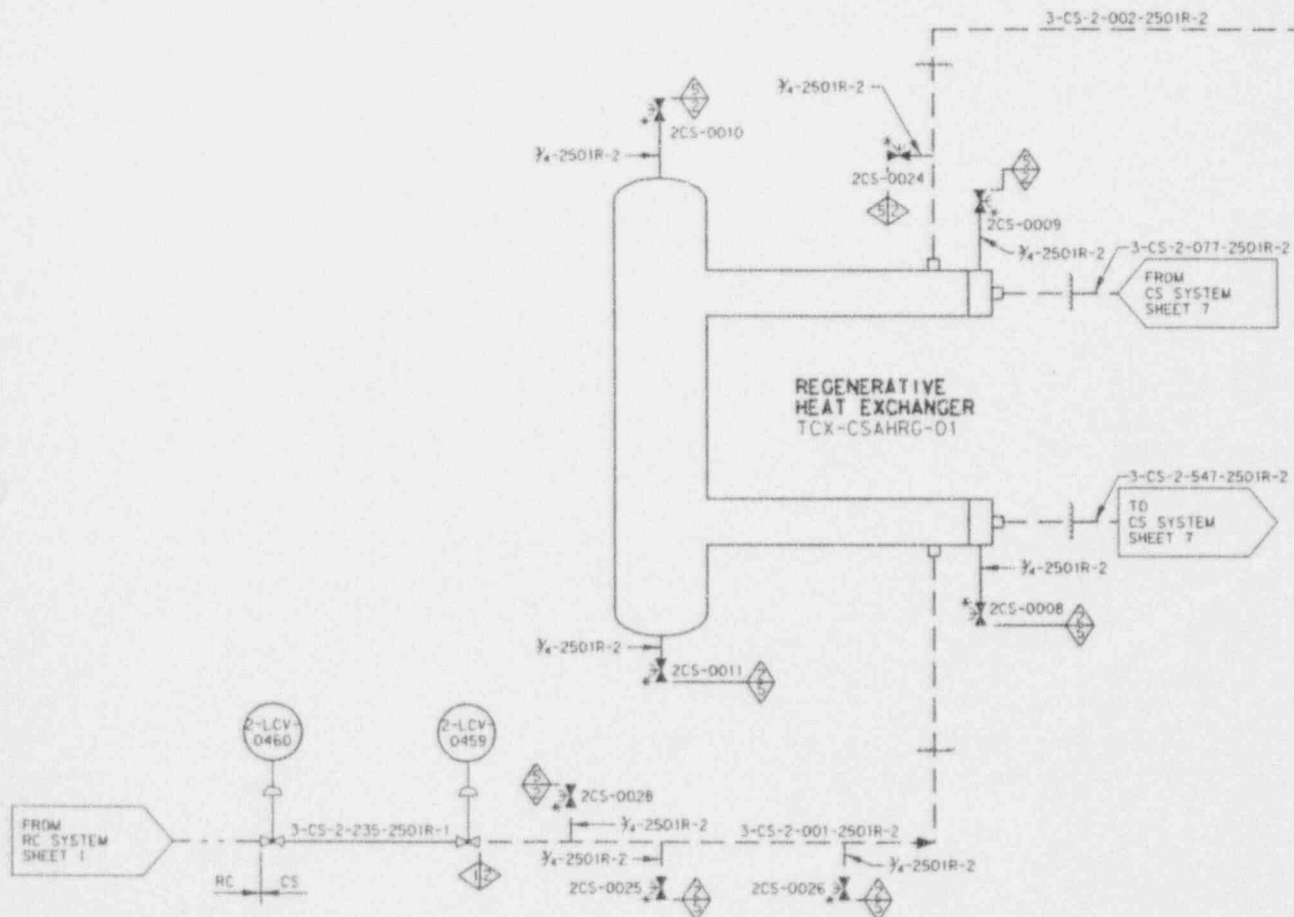


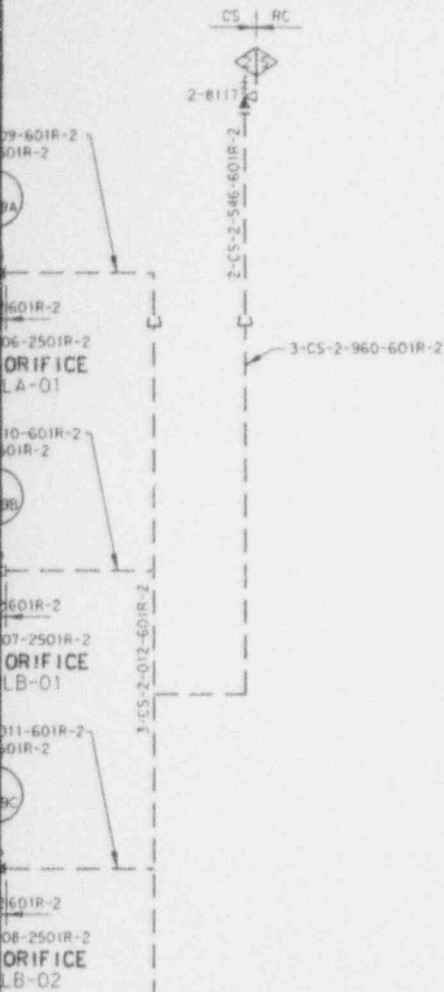
# ANSTEC APERTURE CARD

Also Available on Aperture Card

9406070236 - 04

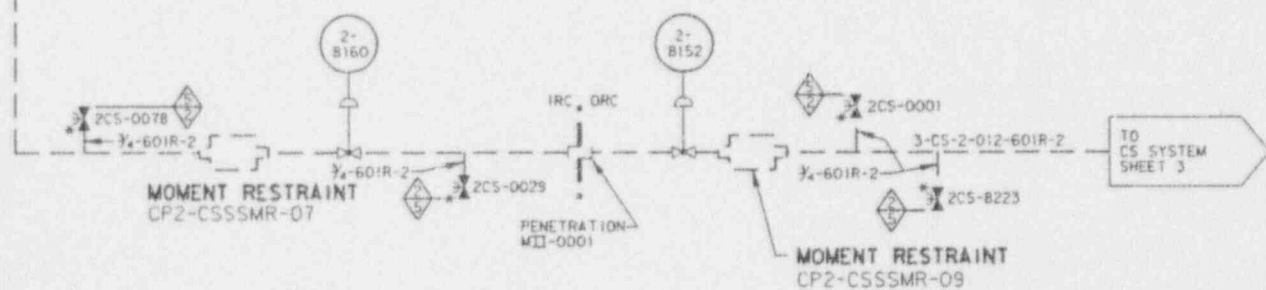
ILLUSTRATIVE USE ONLY THIS DIAGRAM DEVELOPED FROM FLOW DIAGRAM MI-0230	
TU ELECTRIC CPSES UNIT 2	
INSERVICE INSPECTION BOUNDARY DIAGRAM	
COMPONENT COOLING WATER SYSTEM SHEET 10 OF 10	
REV 1	APPROVED: <i>David L. ... 5/5/94</i>





**ANSTEC  
APERTURE  
CARD**

Also Available on  
Aperture Card



ILLUSTRATIVE USE ONLY THIS DIAGRAM DEVELOPED FROM FLOW DIAGRAM M2-0253	
TU ELECTRIC CPSES UNIT 2	
INSERVICE INSPECTION BOUNDARY DIAGRAM	
CHEMICAL AND VOLUME CONTROL SYSTEM SHEET 1 OF 13	
REV 1	APPROVED: <i>David J. [Signature]</i> 5/5/94

9406070236-05

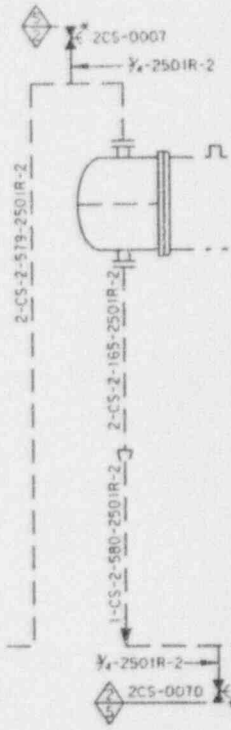
FROM  
RC SYSTEM  
SHEET 2



1-CS-2-161-2501R-1

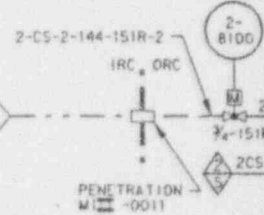


1-CS-2-162-2501R-2

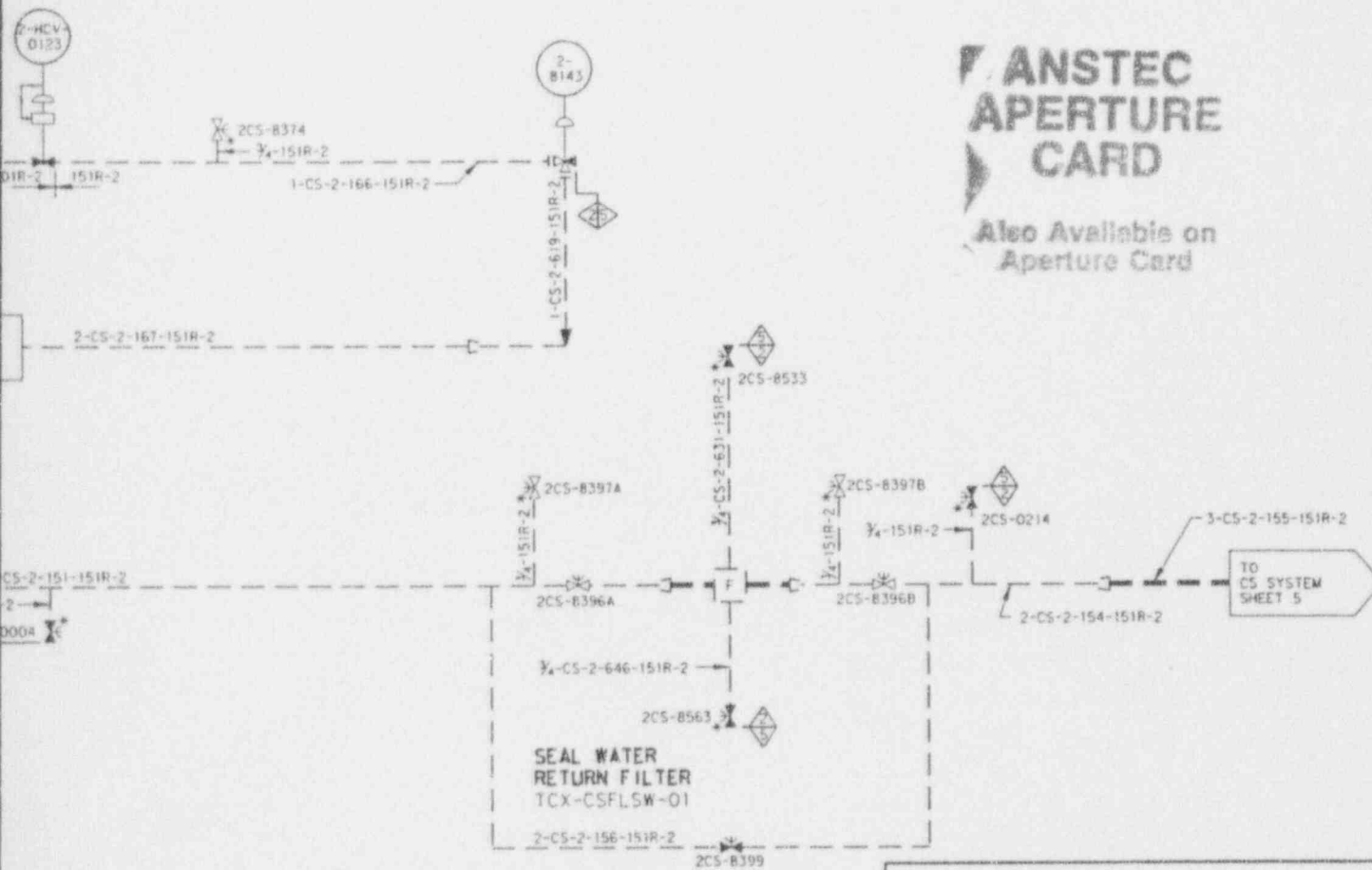


TO  
CS SYSTEM  
SHEET 10

FROM  
CS SYSTEM  
SHEET 10



EXCESS LETDOWN  
HEAT EXCHANGER  
CX-CSAHEL-01

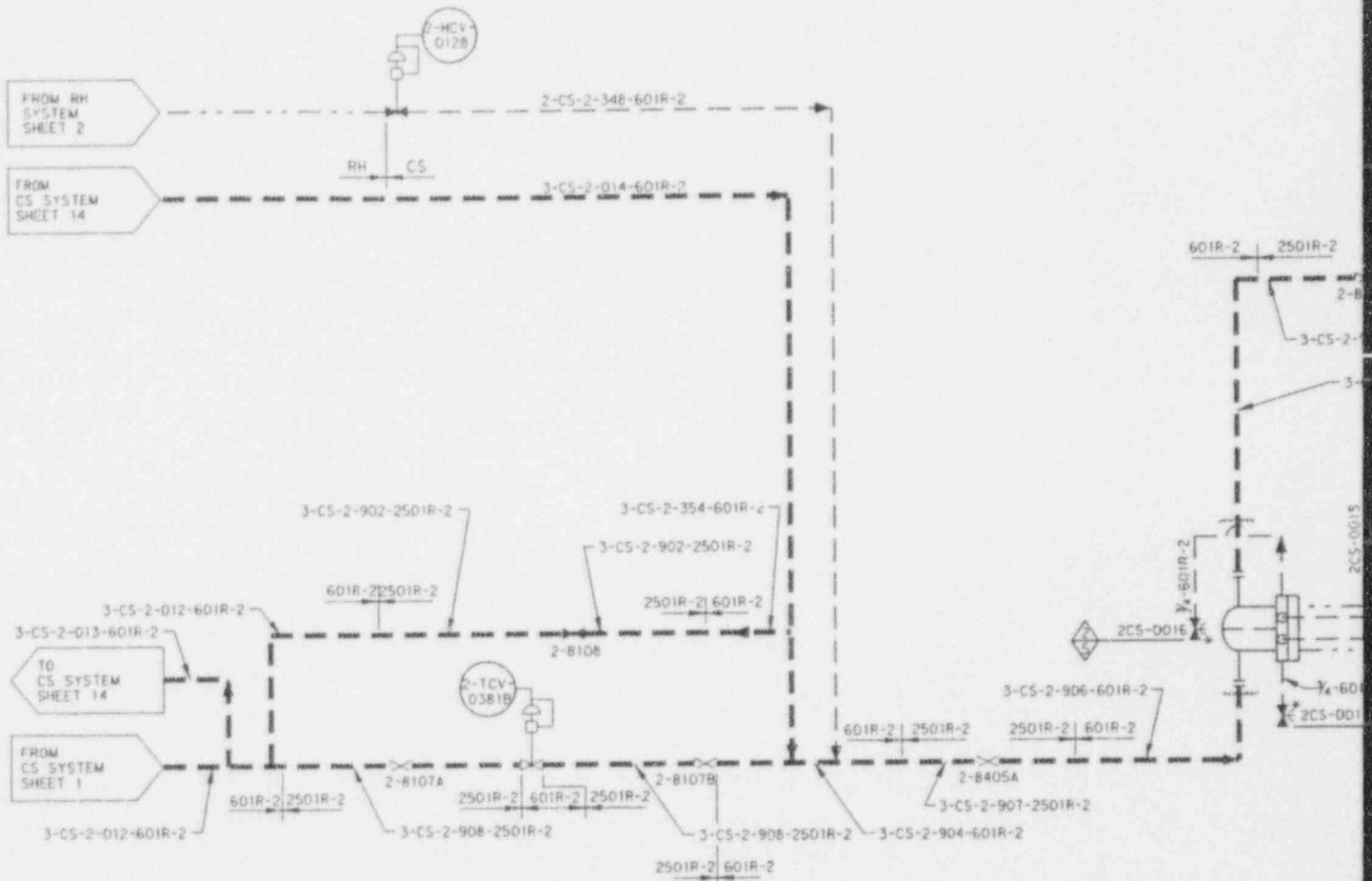


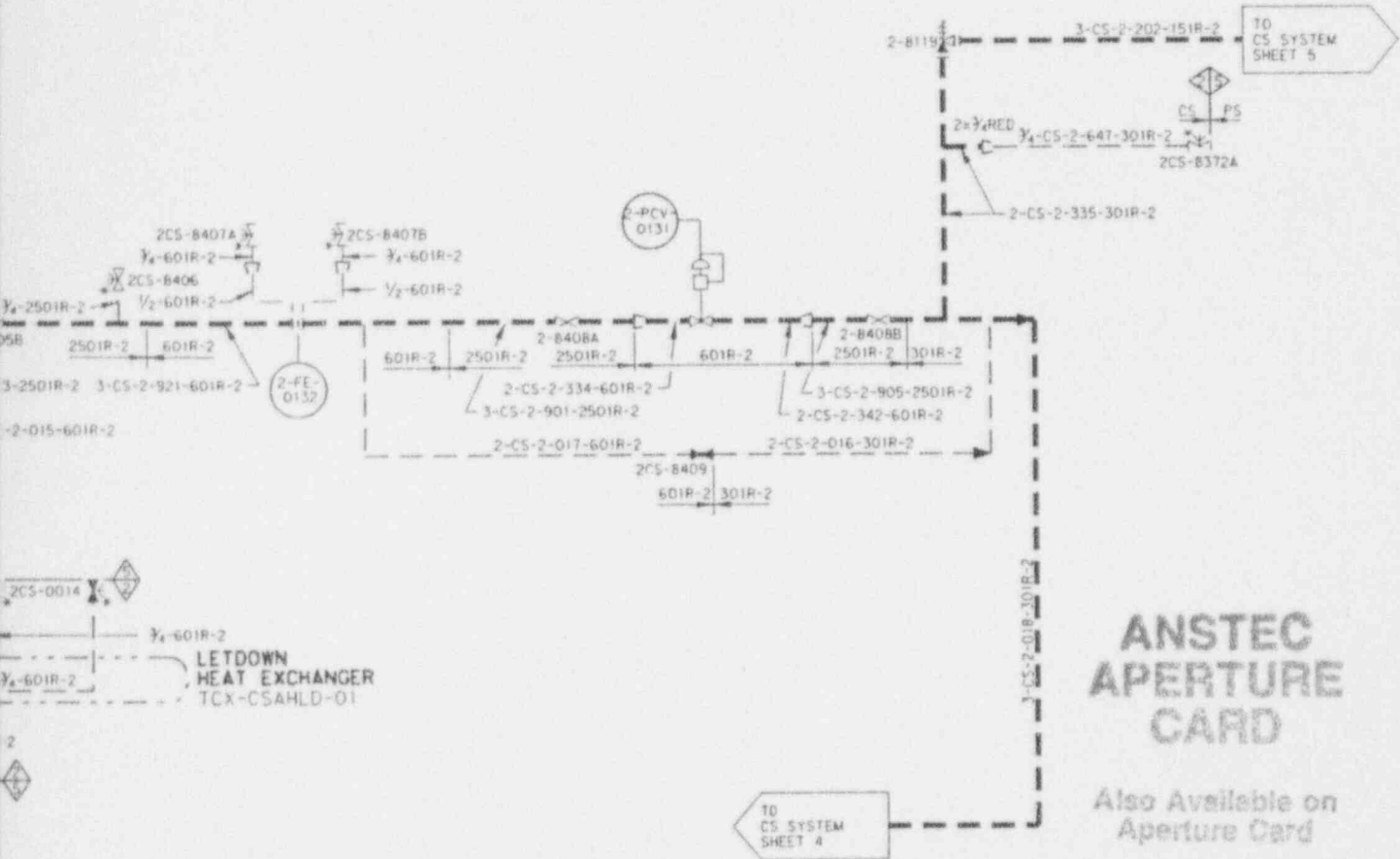
**ANSTEC**  
**APERTURE**  
**CARD**

Also Available on  
Aperture Card

ILLUSTRATIVE USE ONLY THIS DIAGRAM DEVELOPED FROM FLOW DIAGRAM M2-0253	
TU ELECTRIC CPSES UNIT 2	
INSERVICE INSPECTION BOUNDARY DIAGRAM	
CHEMICAL AND VOLUME CONTROL SYSTEM SHEET 2 OF 13	
REV 1	APPROVED: <i>[Signature]</i> 5/15/94

9406070236-06





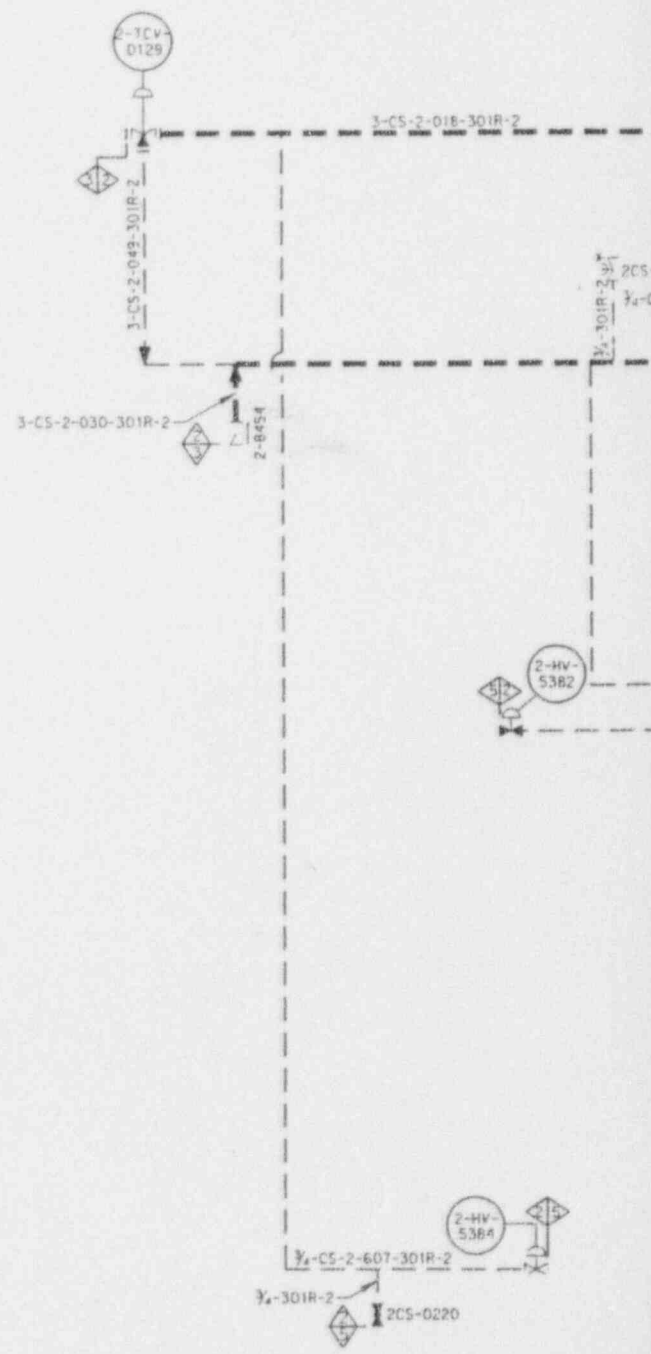
# ANSTEC APERTURE CARD

Also Available on  
Aperture Card

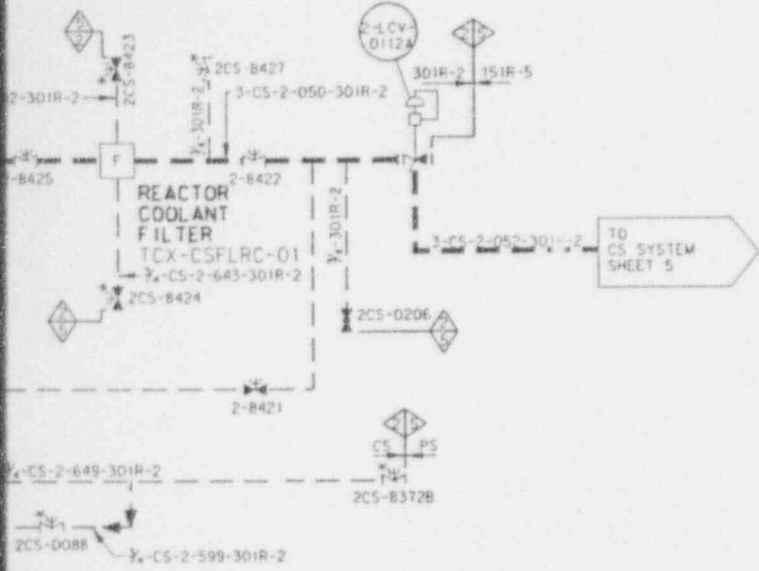
9406070236 - 07

ILLUSTRATIVE USE ONLY THIS DIAGRAM DEVELOPED FROM FLOW DIAGRAM M2-0253 SH A	
TU ELECTRIC CPSES UNIT 2	
INSERVICE INSPECTION BOUNDARY DIAGRAM	
CHEMICAL AND VOLUME CONTROL SYSTEM SHEET 3 OF 13	
REV 1	APPROVED: <i>[Signature]</i> 5/6/94



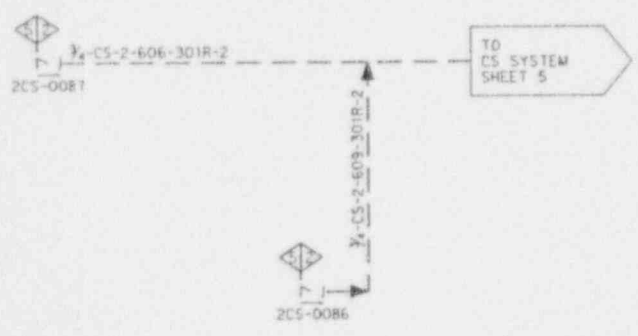


FROM  
CS SYSTEM  
SHEET 3



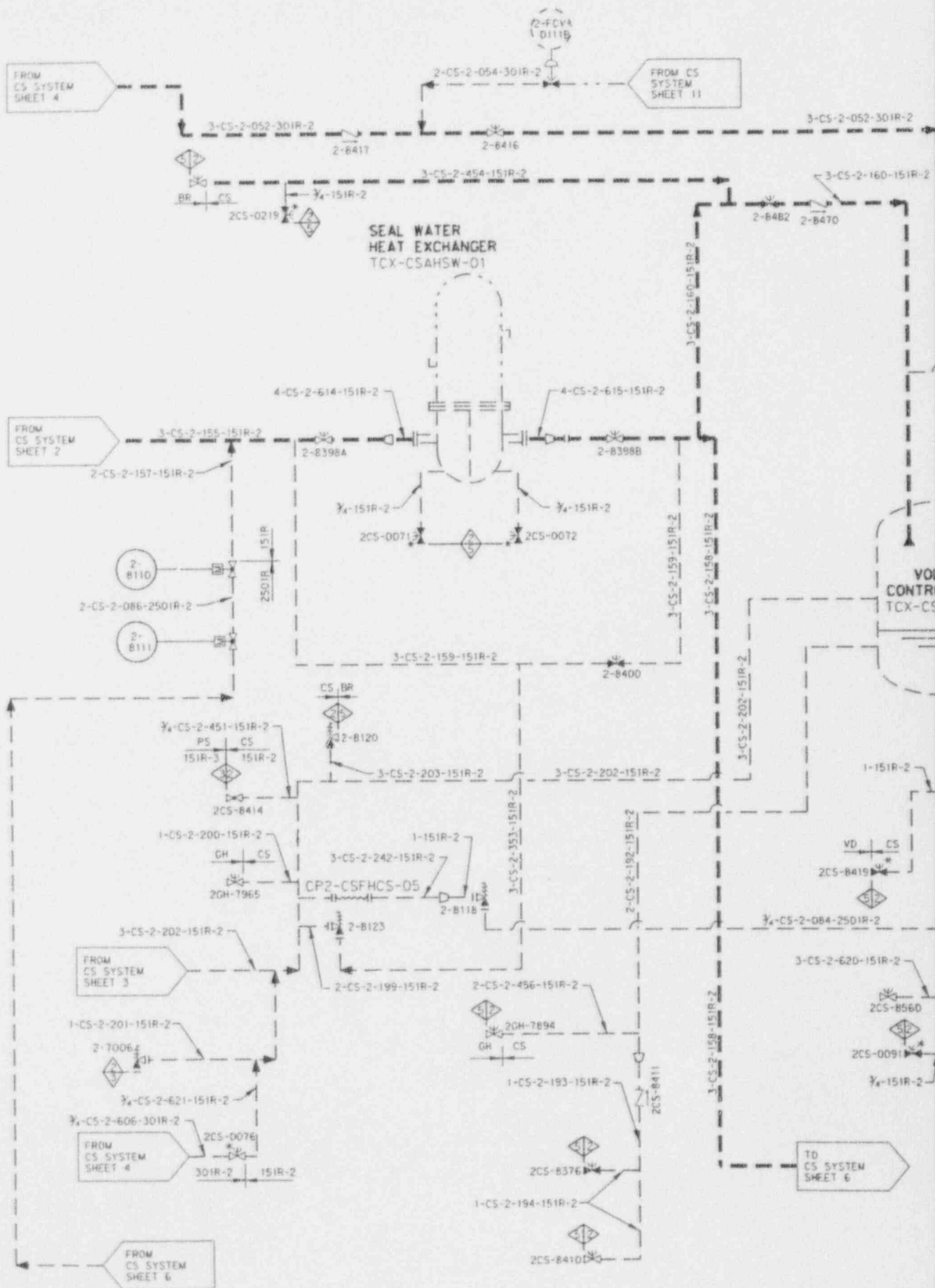
# ANSTEC APERTURE CARD

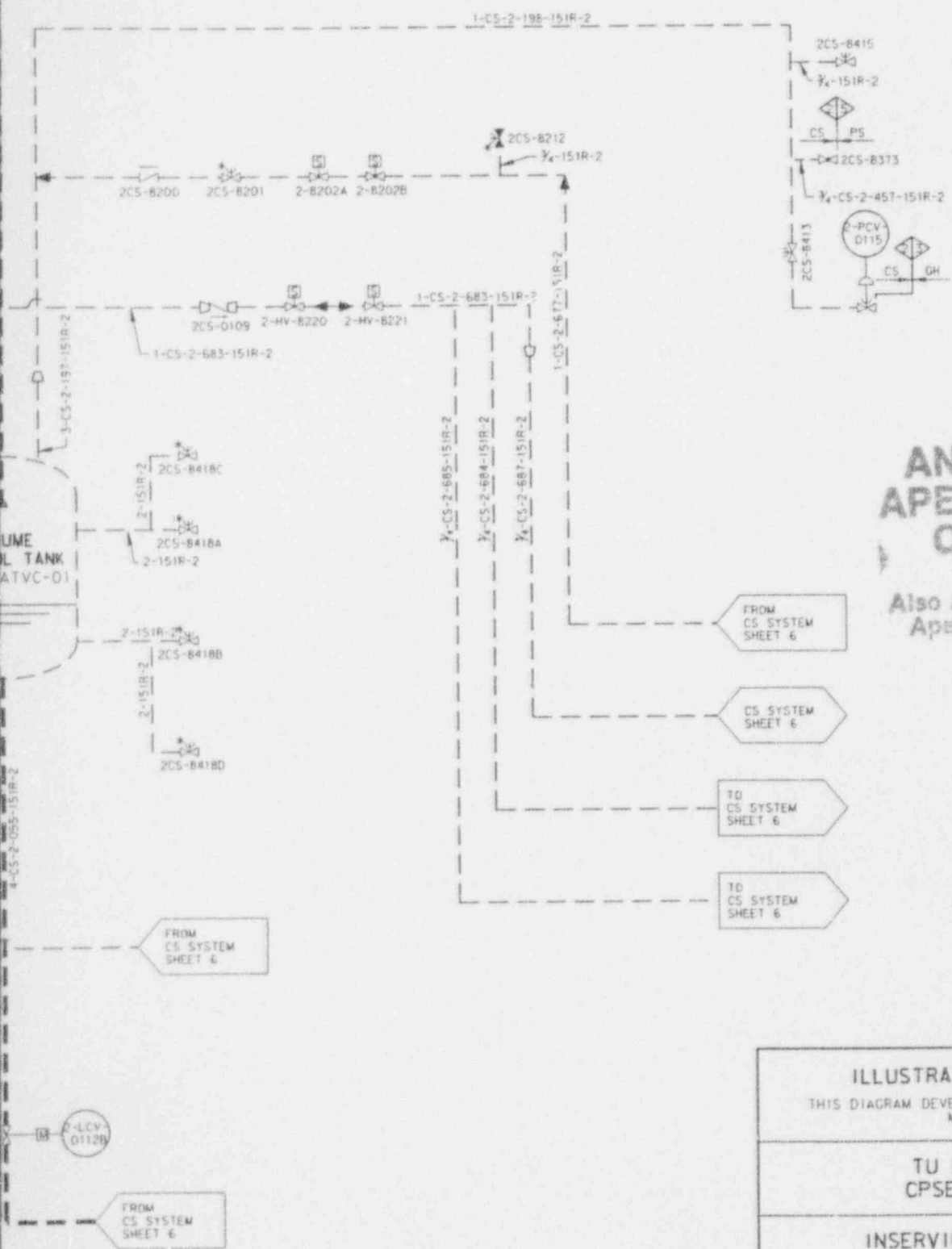
Also Available on  
Aperture Card



ILLUSTRATIVE USE ONLY THIS DIAGRAM DEVELOPED FROM FLOW DIAGRAM M2-0253 SH A	
TU ELECTRIC CPSES UNIT 2	
INSERVICE INSPECTION BOUNDARY DIAGRAM	
CHEMICAL AND VOLUME CONTROL SYSTEM SHEET 4 OF 13	
REV 1	APPROVED: <i>[Signature]</i>

9406070236-08





# ANSTEC APERTURE CARD

Also Available on Aperture Card

FROM CS SYSTEM SHEET 6

CS SYSTEM SHEET 6

TO CS SYSTEM SHEET 6

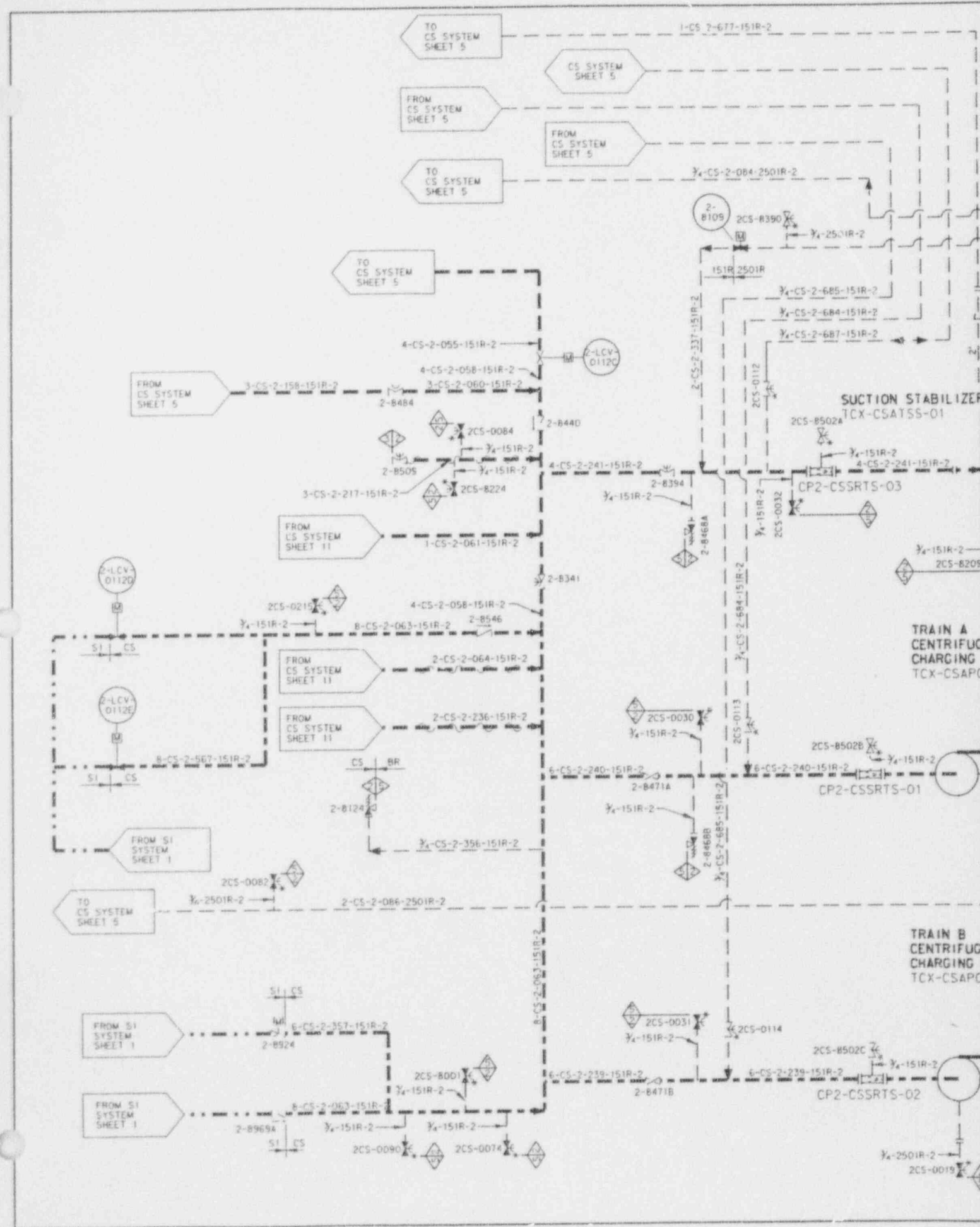
TO CS SYSTEM SHEET 6

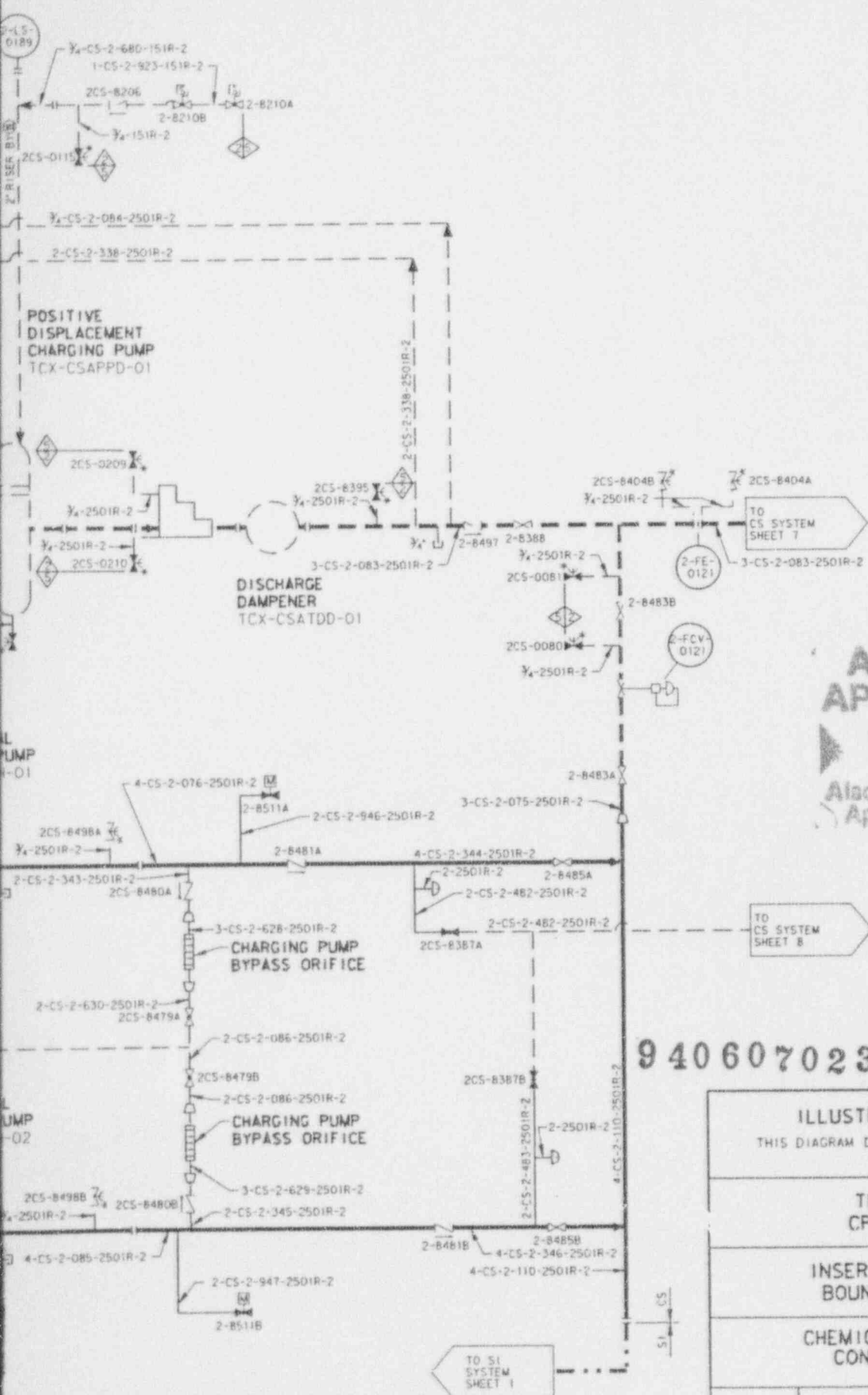
FROM CS SYSTEM SHEET 6

FROM CS SYSTEM SHEET 6

9406070236-09

ILLUSTRATIVE USE ONLY THIS DIAGRAM DEVELOPED FROM FLOW DIAGRAM M2-0254	
TU ELECTRIC CPSES UNIT 2	
INSERVICE INSPECTION BOUNDARY DIAGRAM	
CHEMICAL AND VOLUME CONTROL SYSTEM SHEET 5 OF 13	
REV	APPROVED: <i>[Signature]</i> 5/5/94



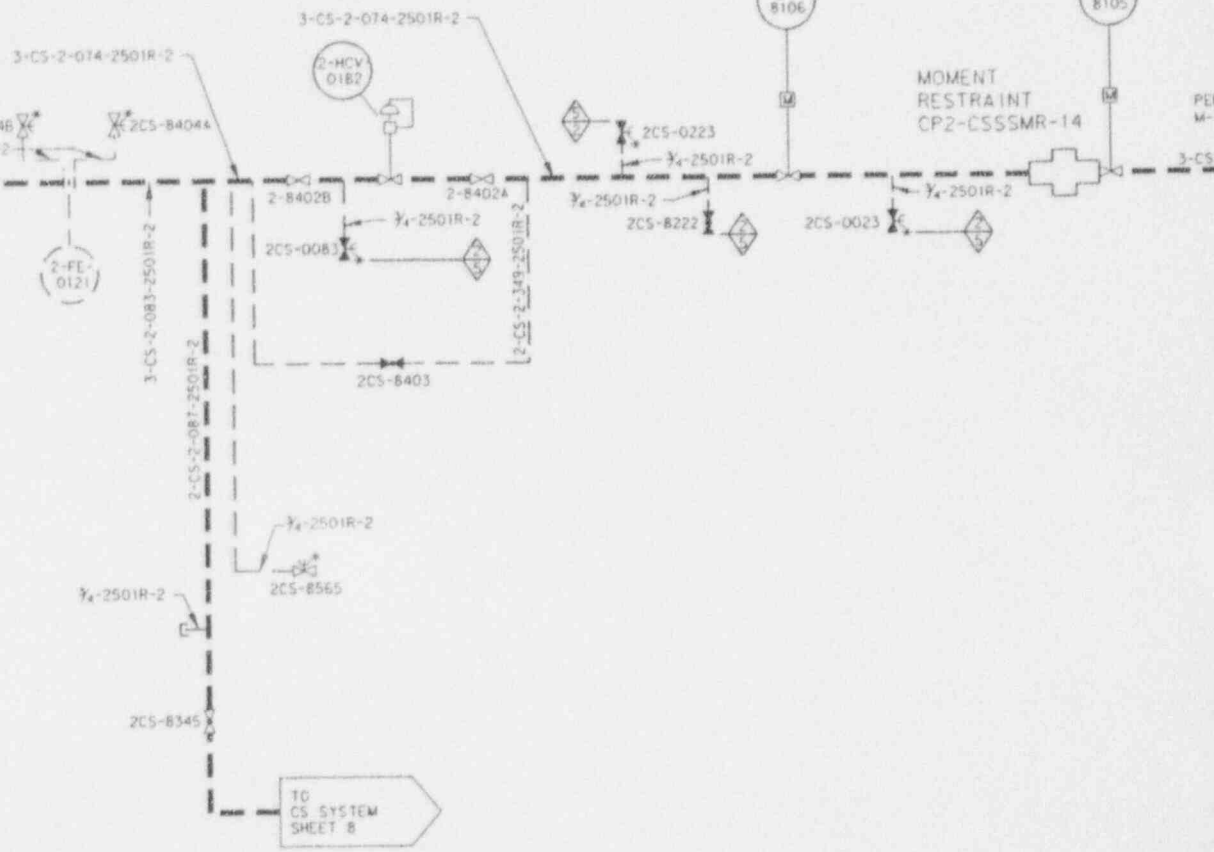


**ANSTEC  
APERTURE  
CARD**  
Also Available as  
Aperture Card

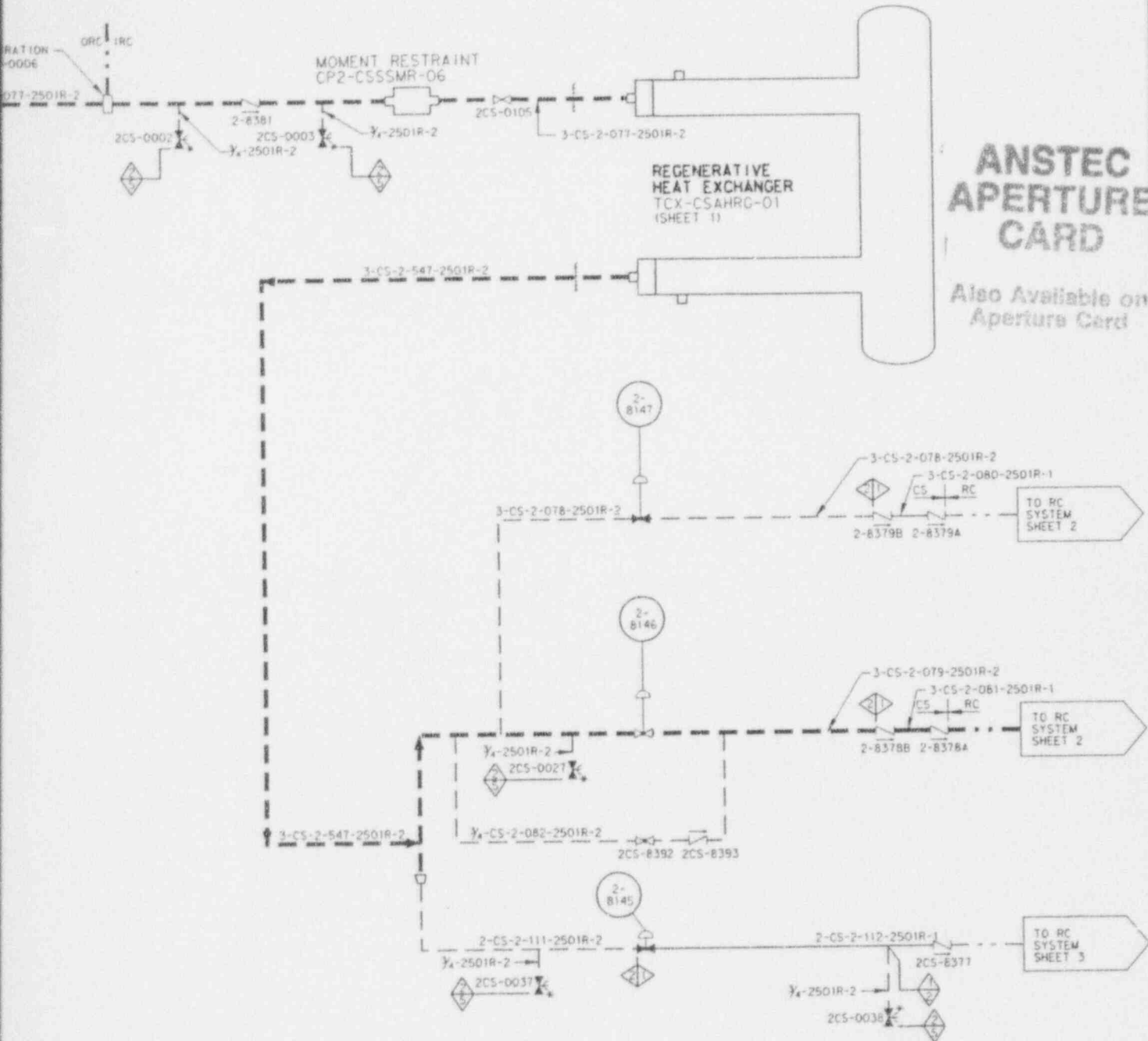
9406070236 -10

ILLUSTRATIVE USE ONLY THIS DIAGRAM DEVELOPED FROM FLOW DIAGRAM M2-0254	
TU ELECTRIC CPSES UNIT 2	
INSERVICE INSPECTION BOUNDARY DIAGRAM	
CHEMICAL AND VOLUME CONTROL SYSTEM SHEET 6 OF 13	
REV 1	APPROVED: <i>[Signature]</i> 5/5/94

FROM  
CS SYSTEM  
SHEET 5



TO  
CS SYSTEM  
SHEET 8



**ANSTEC  
APERTURE  
CARD**

Also Available on  
Aperture Card

ILLUSTRATIVE USE ONLY  
THIS DIAGRAM DEVELOPED FROM FLOW DIAGRAM  
M2-0255

---

TU ELECTRIC  
CPSES UNIT 2

---

INSERVICE INSPECTION  
BOUNDARY DIAGRAM

---

CHEMICAL AND VOLUME  
CONTROL SYSTEM  
SHEET 7 OF 13

---

REV 1 APPROVED: *D. J. ...* 5/6/90

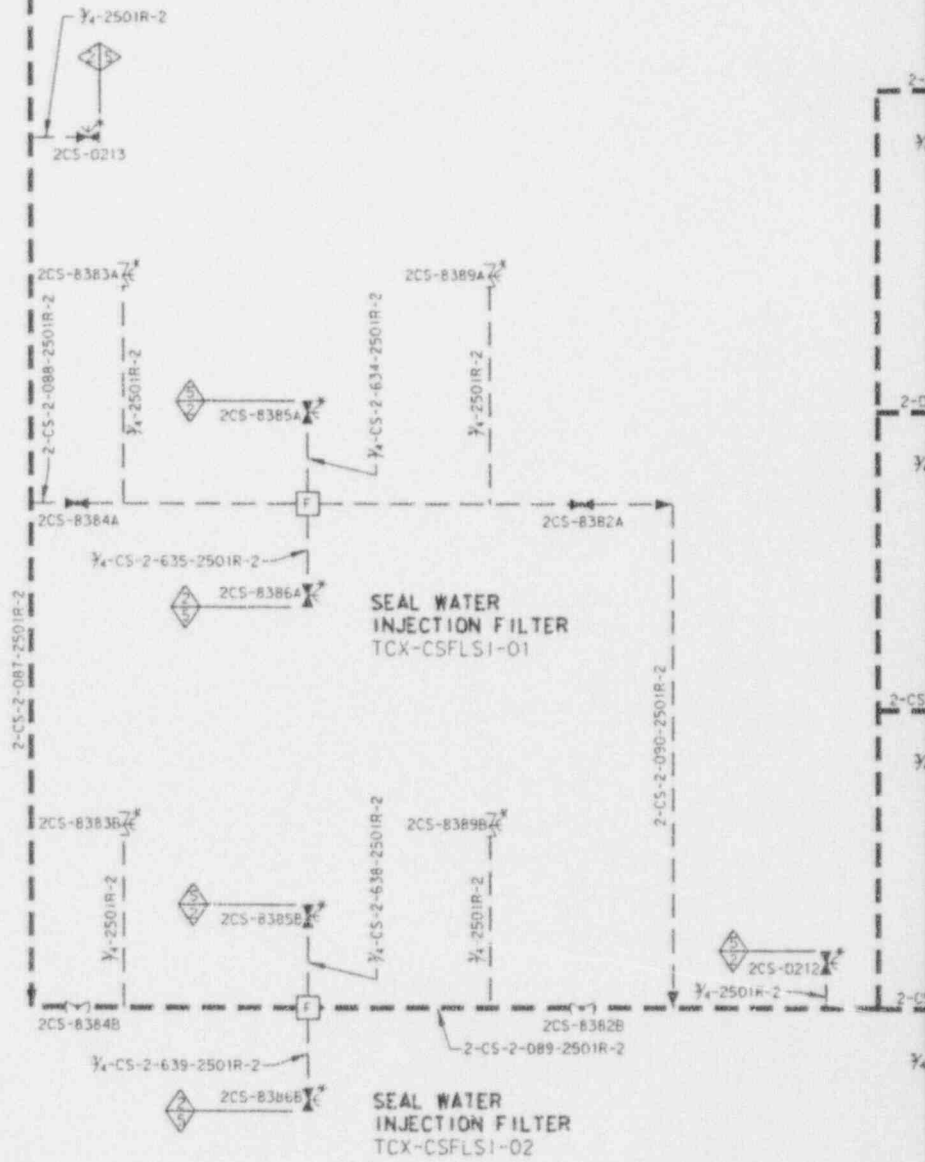
9406070236 - 11

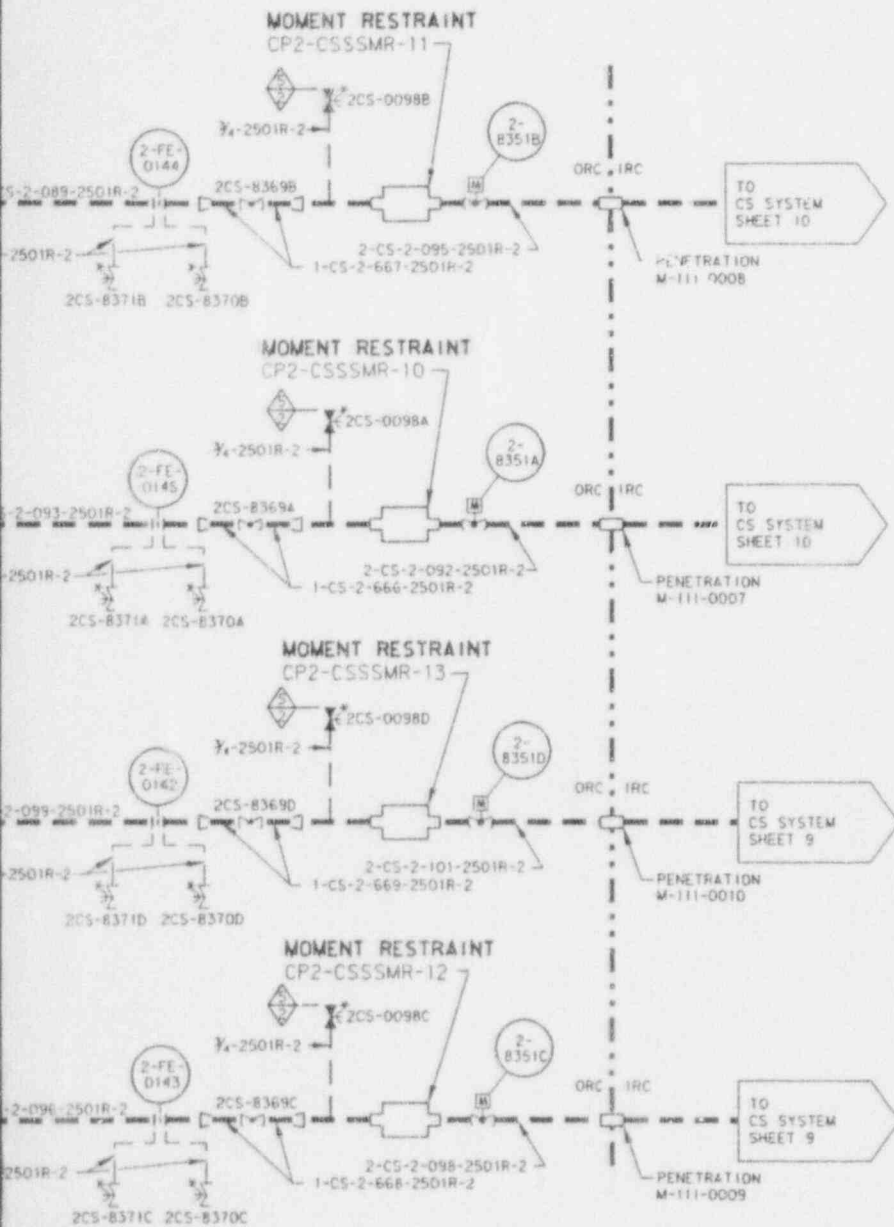


FROM  
CS SYSTEM  
SHEET 6

2-CS-2-482-2501R-2

FROM  
CS SYSTEM  
SHEET 7





# ANSTEC APERTURE CARD

Also Available in Aperture Card

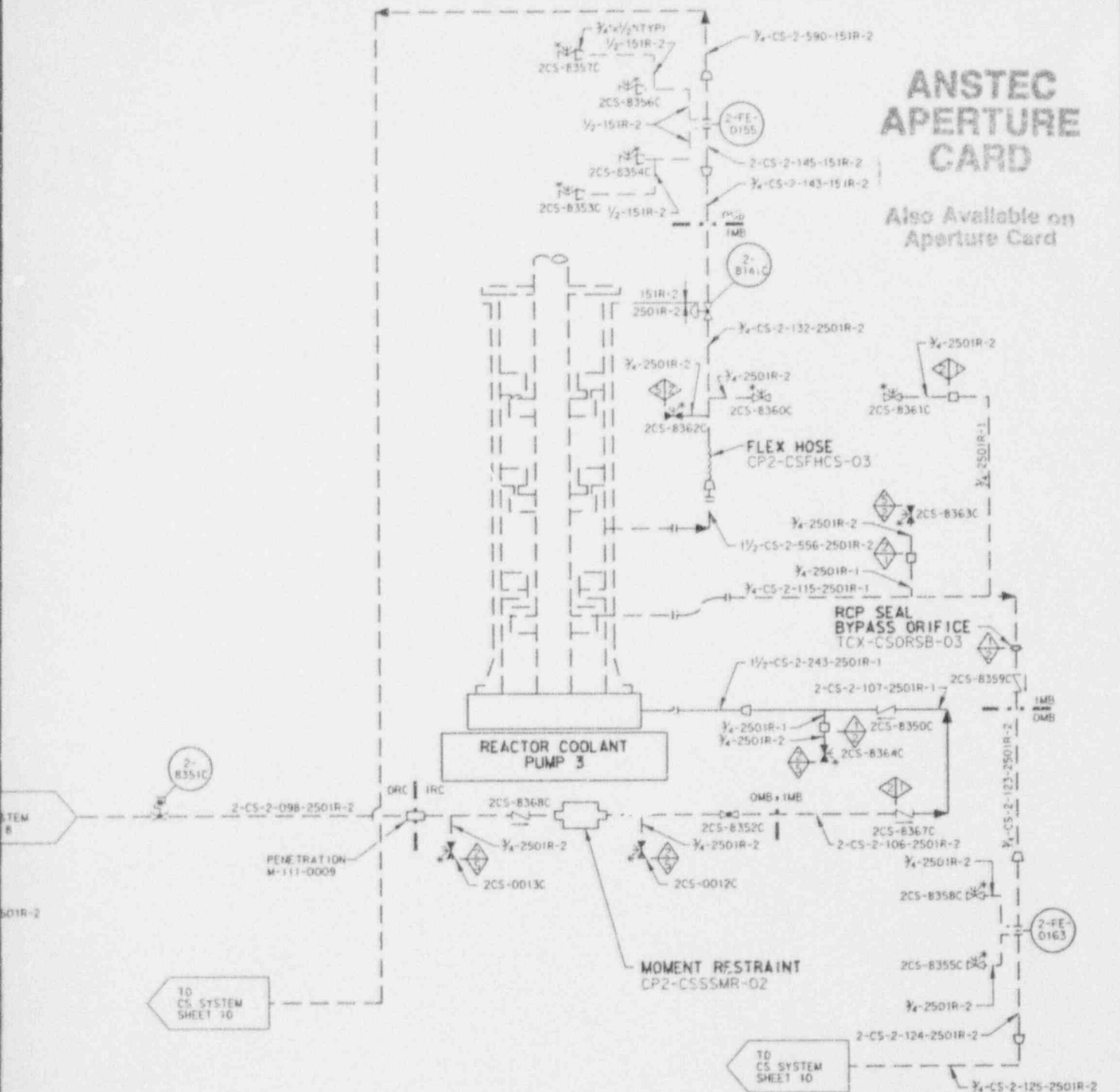
ILLUSTRATIVE USE ONLY THIS DIAGRAM DEVELOPED FROM FLOW DIAGRAM M2-0255	
TU ELECTRIC CPSES UNIT 2	
INSERVICE INSPECTION BOUNDARY DIAGRAM	
CHEMICAL AND VOLUME CONTROL SYSTEM SHEET 8 OF 13	
REV 1	APPROVED: <i>[Signature]</i>

9406070236 - 72



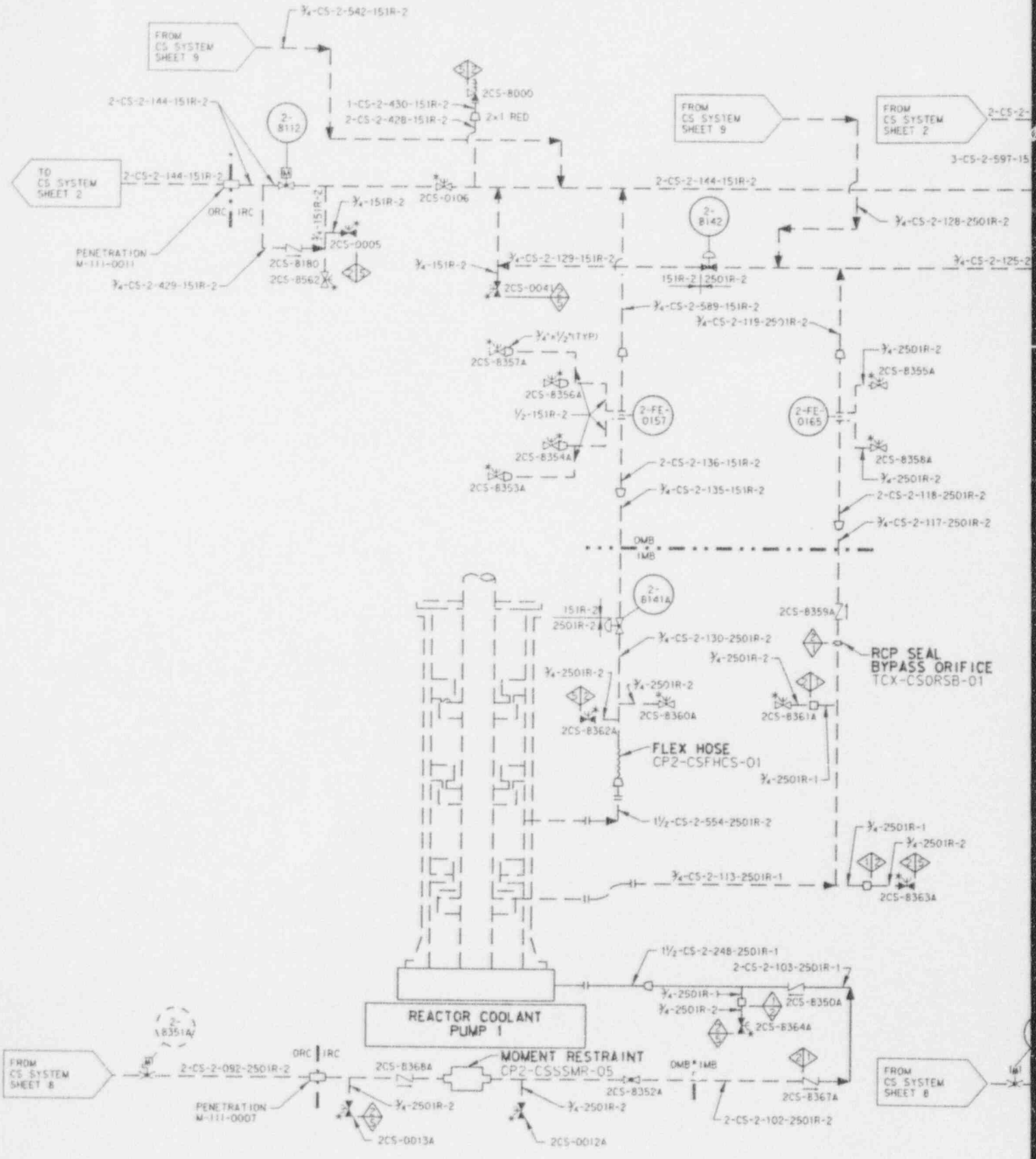
# ANSTEC APERTURE CARD

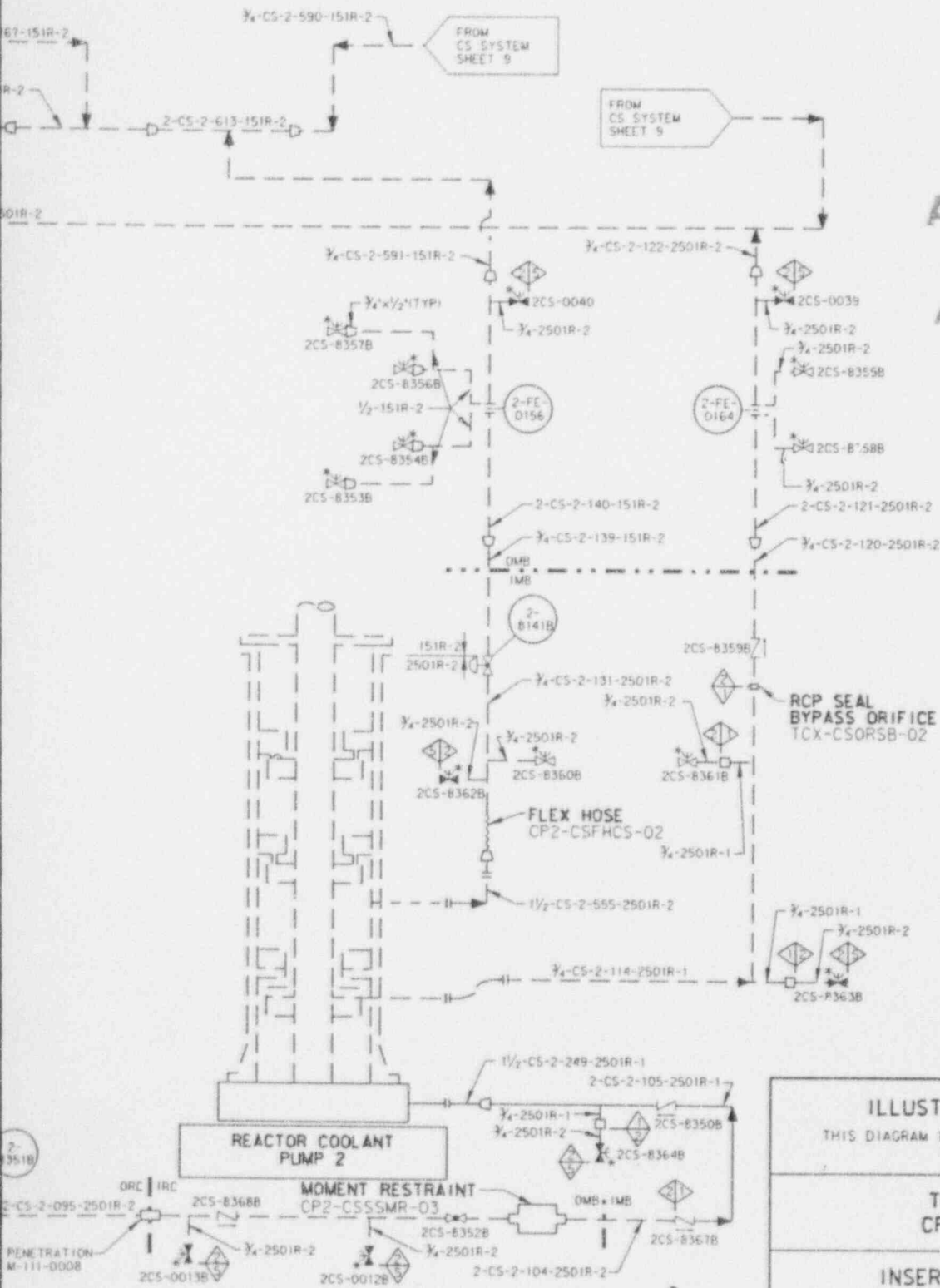
Also Available on Aperture Card



ILLUSTRATIVE USE ONLY	
THIS DIAGRAM DEVELOPED FROM FLOW DIAGRAM M2-0255 SH 01	
TU ELECTRIC CPSES UNIT 2	
INSERVICE INSPECTION BOUNDARY DIAGRAM	
CHEMICAL AND VOLUME CONTROL SYSTEM SHEET 9 OF 13	
REV	APPROVED: <i>David L. ... 5/5/94</i>

9406070236-13



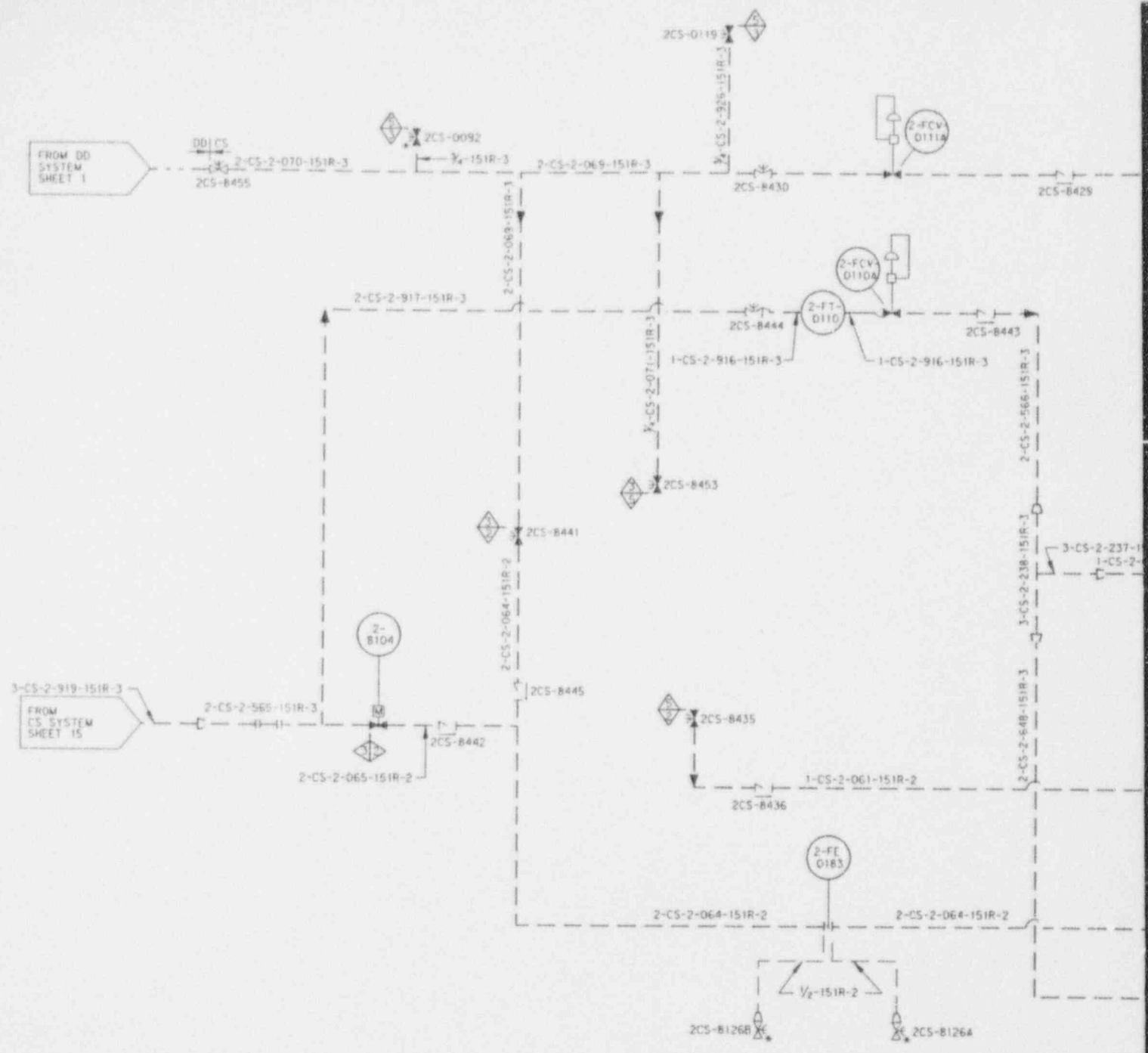


# ANSTEC APERTURE CARD

Also Available on Aperture Card

ILLUSTRATIVE USE ONLY THIS DIAGRAM DEVELOPED FROM FLOW DIAGRAM M2-0255 SH 01	
TU ELECTRIC CPSES UNIT 2	
INSERVICE INSPECTION BOUNDARY DIAGRAM	
CHEMICAL AND VOLUME CONTROL SYSTEM SHEET 10 OF 13	
REV 1	APPROVED: <i>[Signature]</i> 5/5/94

9406070236 - 74







FROM  
CS SYSTEM  
SHEET 3

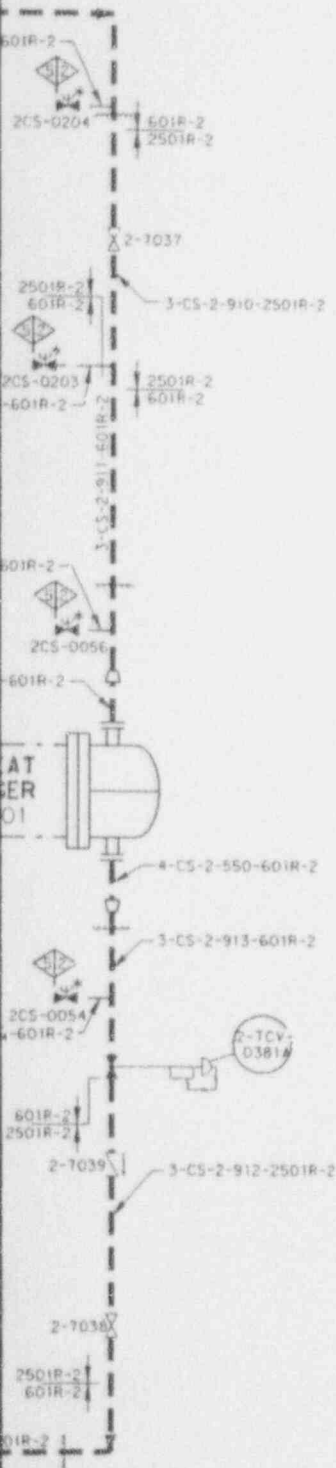
3-CS-2-013-601R-2

4-CS-2-549

LETDOWN REHE  
HEAT EXCHANG  
TCX-TRAHLR-

TO  
CS SYSTEM  
SHEET 3

3-CS-2-014-6



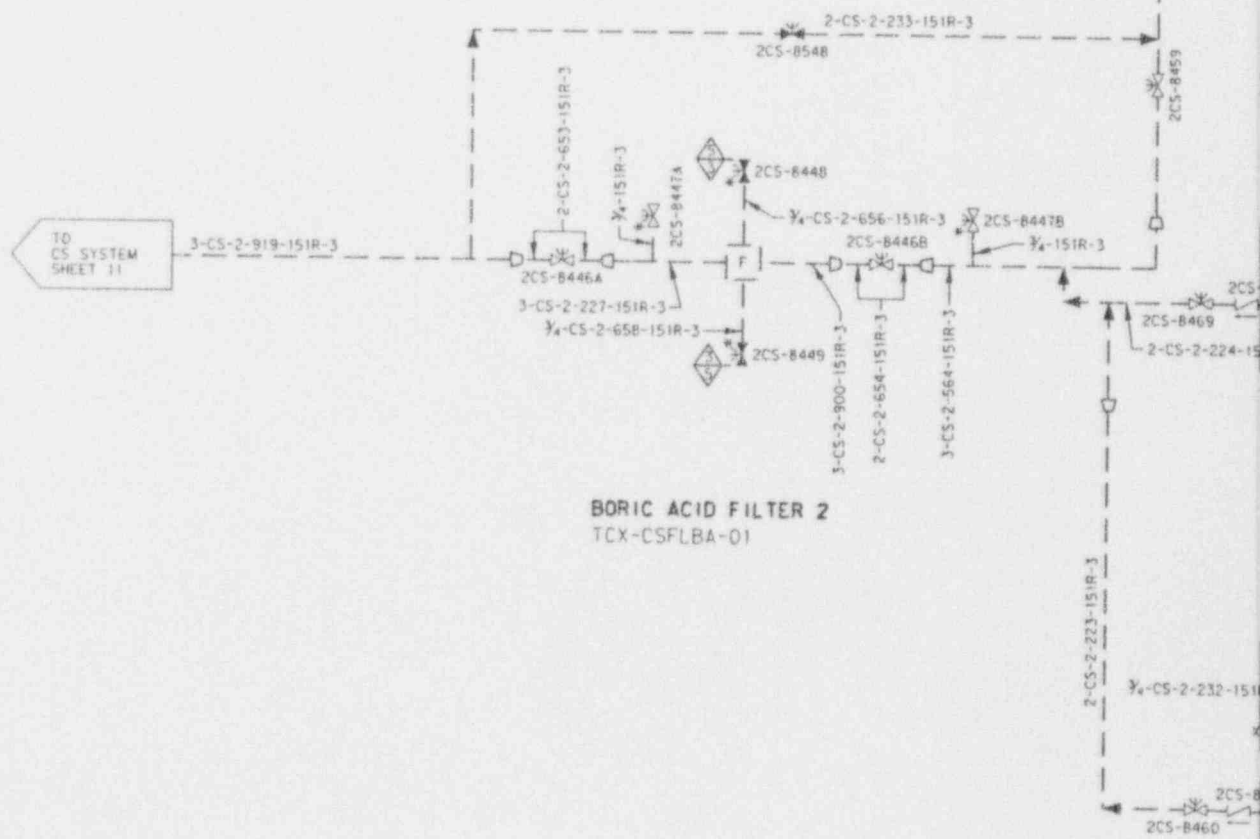
# ANSTEC APERTURE CARD

Also Available on  
Aperture Card

9406070236 - 16

ILLUSTRATIVE USE ONLY THIS DIAGRAM DEVELOPED FROM FLOW DIAGRAM M2-0256 SH A	
TU ELECTRIC CPSES UNIT 2	
INSERVICE INSPECTION BOUNDARY DIAGRAM	
CHEMICAL AND VOLUME CONTROL SYSTEM SHEET 12 OF 13	
REV 1	APPROVED: <i>Daniel L. ...</i> 5/5/94

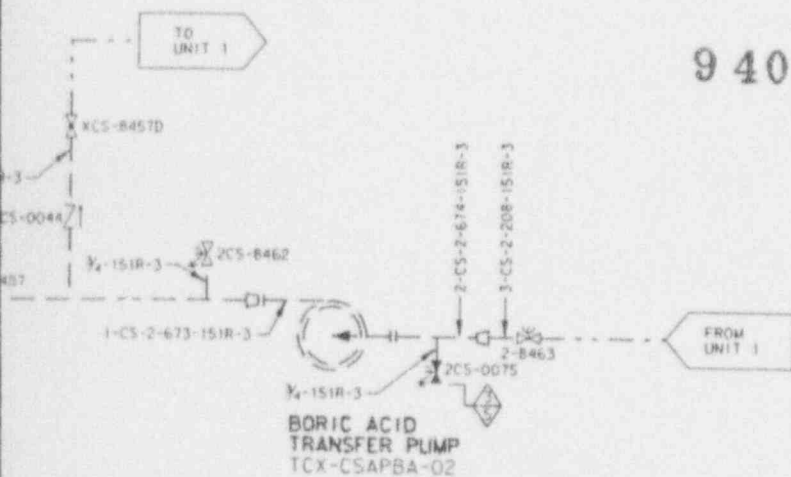
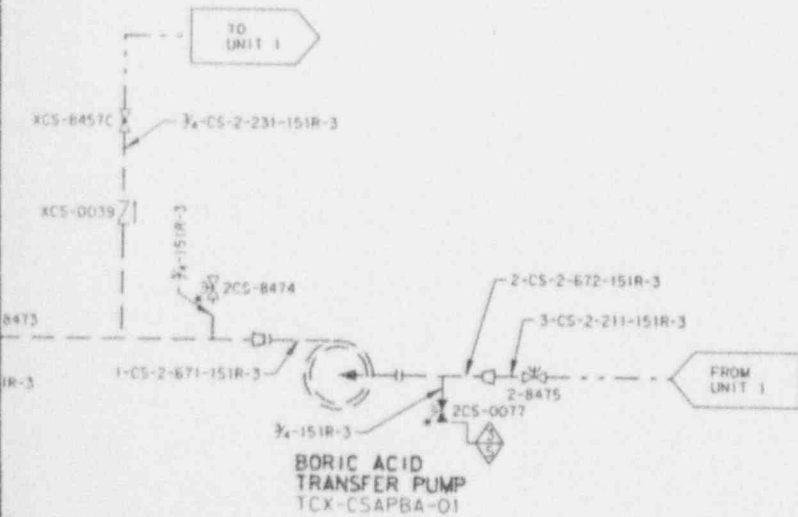
TO  
CS SYSTEM  
SHEET 31



**BORIC ACID FILTER 2**  
TCX-CSFLBA-01

# ANSTEC APERTURE CARD

Also Available on  
Aperture Card



9406070236 -

17

ILLUSTRATIVE USE ONLY THIS DIAGRAM DEVELOPED FROM FLOW DIAGRAM M1-0257	
TU ELECTRIC CPSES UNIT 2	
INSERVICE INSPECTION BOUNDARY DIAGRAM	
CHEMICAL AND VOLUME CONTROL SYSTEM SHEET 13 OF 13	
REV 1	APPROVED: <i>[Signature]</i> 5/5/88

FROM  
CONTAINMENT  
SPRAY SYSTEM  
SHEET 2

10-CT-2-017-301R-2

301 | 151

10-CT-2-126-151R-2

CP2-CTORBO-01

FROM SI  
SYSTEM  
SHEET 1

TRAIN A

16-CT-2-003-151R-2

2-HV-4758

FAI

2CT-0076

2CT-0077

TO  
CONTAINMENT  
SPRAY SYSTEM  
SHEET 2

12-CT-2-006-151R-2

16-CT-2-120-151R-2

TO  
CONTAINMENT  
SPRAY SYSTEM  
SHEET 2

12-CT-2-005-151R-2

2CT-0149

2CT-0025

TO  
CONTAINMENT  
SPRAY SYSTEM  
SHEET 1

12-CT-2-008-151R-2

TO  
CONTAINMENT  
SPRAY SYSTEM  
SHEET 1

12-CT-2-007-151R-2

TRAIN A

16-CT-2-001-151R-2

2CT-0148

TRAIN B

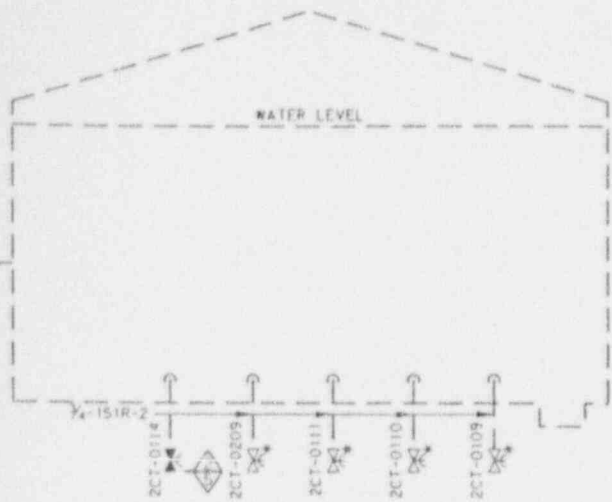
16-CT-2-002-151R-2

FROM  
CONTAINMENT  
SPRAY SYSTEM  
SHEET 4

FROM  
CONTAINMENT  
SPRAY SYSTEM  
SHEET 4

2-HV-4755

2CT-0024



REFUELING WATER  
STORAGE TANK  
SAFETY CLASS 2  
CP2-CTATRW-01

# ANSTEC APERTURE CARD

Also Available on  
Aperture Card

FROM S1  
SYSTEM  
SHEET 1

16-CT-2-004-151R-2

3-CT-2-066-151R-2

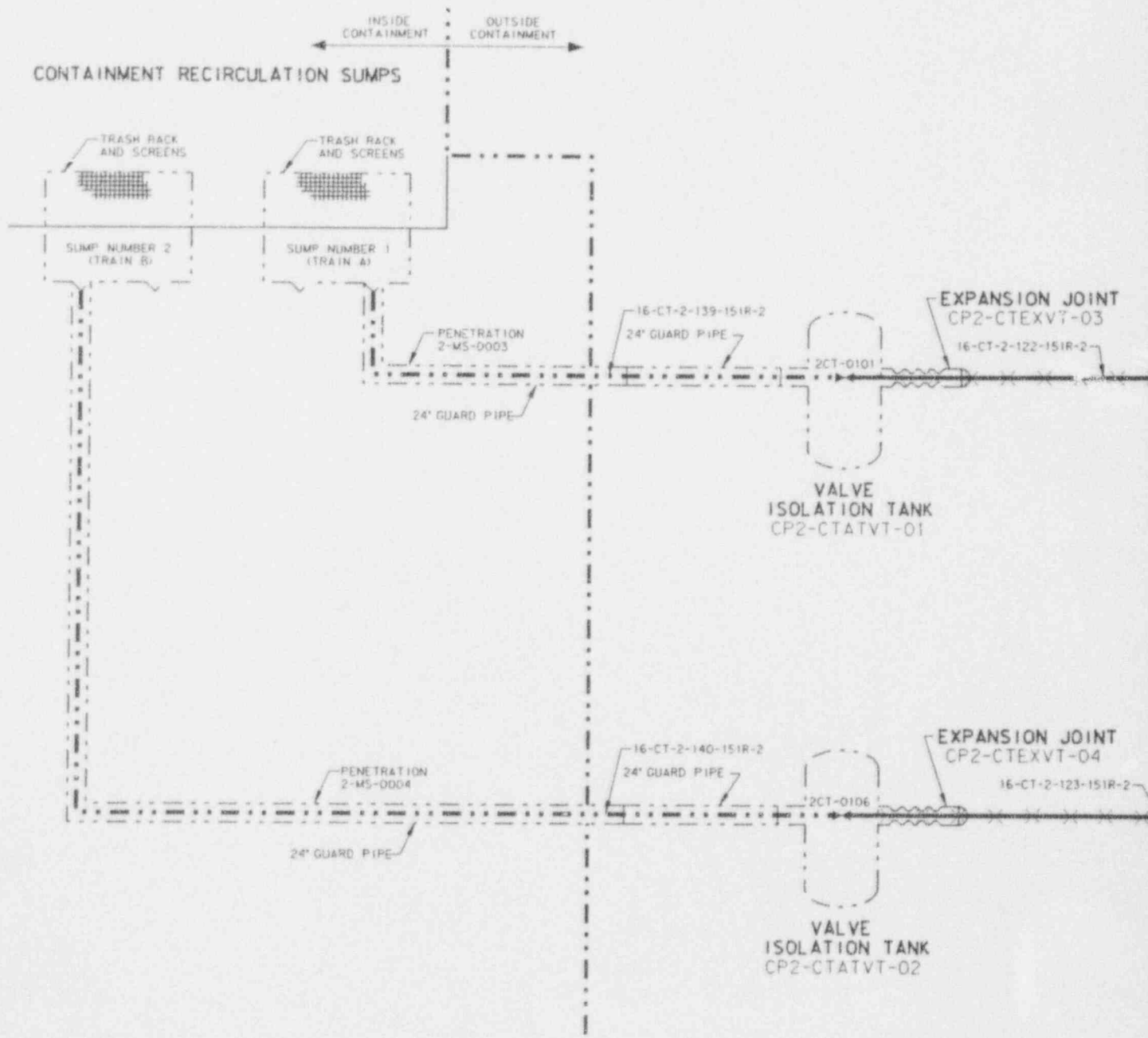
2CT-0150

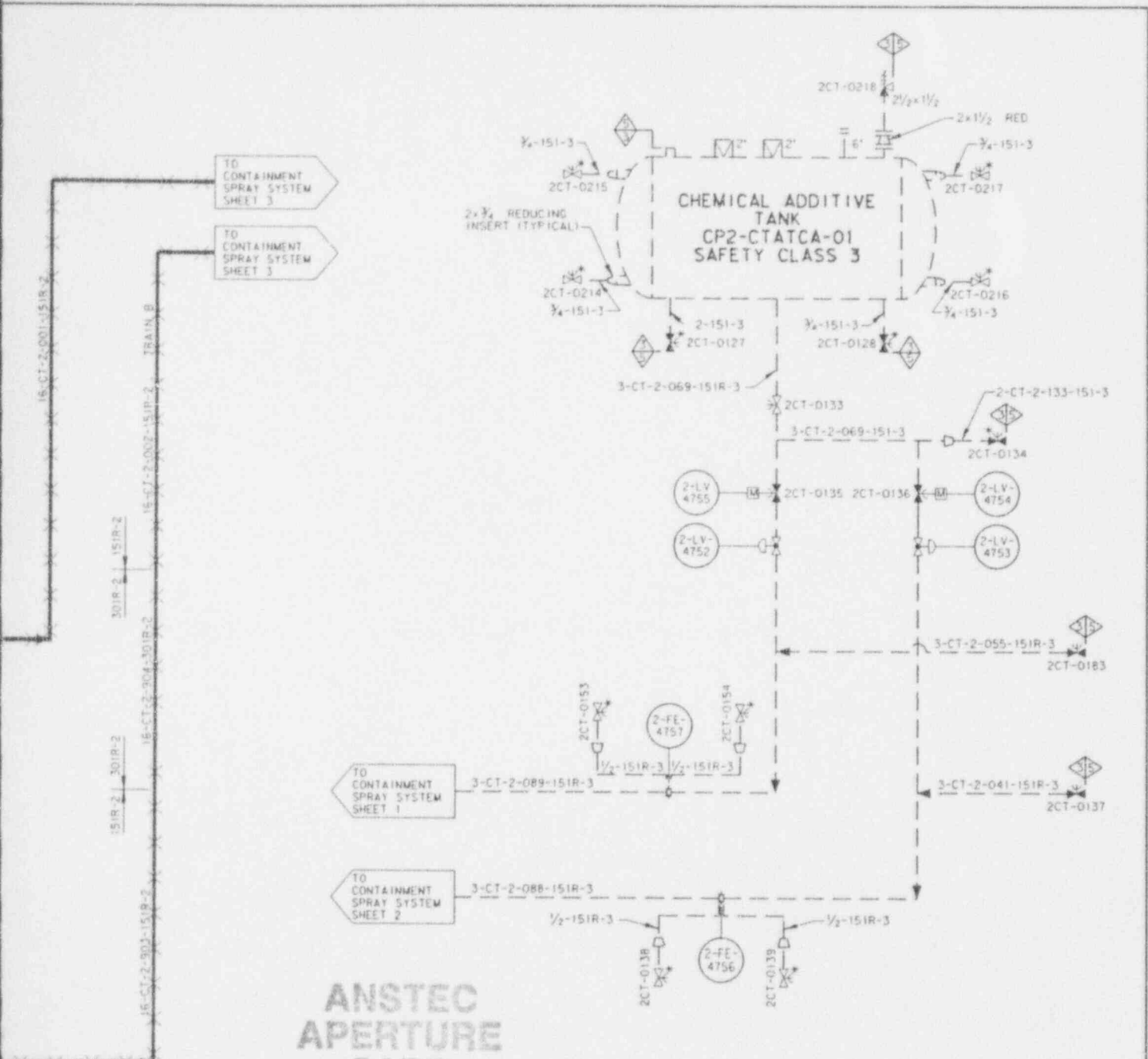
16-CT-2-121-151R-2

9406070236 -

18

ILLUSTRATIVE USE ONLY THIS DIAGRAM DEVELOPED FROM FLOW DIAGRAM M2-0232 SH A	
TU ELECTRIC CPSES UNIT 2	
INSERVICE INSPECTION BOUNDARY DIAGRAM	
CONTAINMENT SPRAY SYSTEM SHEET 3 OF 4	
REV 1	APPROVED: <i>David J. ... 5/5/94</i>





**ANSTEC  
APERTURE  
CARD**

Also Available on  
Aperture Card

9406070236 - 19

ILLUSTRATIVE USE ONLY THIS DIAGRAM DEVELOPED FROM FLOW DIAGRAM M2-0232 SH A	
TU ELECTRIC CPSES UNIT 2	
INSERVICE INSPECTION BOUNDARY DIAGRAM	
CONTAINMENT SPRAY SYSTEM SHEET 4 OF 4	
REV 1	APPROVED: <i>[Signature]</i> 5/5/94



FROM MAIN STEAM SYSTEM SHEET 1

FROM MAIN STEAM SYSTEM SHEET 1



2MS-0259

2MS-0026

8-MS-2-257-1303-2

2MS-0017

0020

2MS-0018

2MS-0019


2MS-0021

2MS-0022

6-MS-2-601-2003-2

6-MS-2-602-2003-2

32-MS-2-001-1303-2



2MS-0260

2MS-0134

8-MS-2-274-1303-2

2MS-0125

2MS-0126

2MS-0129

2MS-0130

6-MS-2-616-2003-2

6-MS-2-617-2003-2

32-MS-2-004-1303-2

4-MS-2-025-1303-2

SLOPE

4-MS-2-026-1303-2

SLOPE

4-MS-2-026-1303-2



MOMENT RESTRAINT CP2-MSSSMR-06

2MS-0142

2MS-0137

2MS-0128

2MS-0677

2MS-0712

1-MS-2-939-1303-2

2MS-0101

1-1302-2

2MS-0678

2MS-0711

MOMENT RESTRAINT CP2-MSSSMR-05

2MS-0143

2MS-0144

1-MS-2-938-1303-2

4-MS-2-025-1303-2

4-MS-2-028-1302-3

4-MS-2-027-1302-3

2MS-0164

2MS-0288

2MS-0679

1-1302-3

4-MS-2-029-1302-3

SLOPE

2MS-0374

1-1302-3

2MS-0145

2MS-0375

2MS-0146

1-1302-3

2MS-0376

1-1302-3

1-2002-3

DRAIN POT 2-MS-27

1-MS-2-156-1302-3

2MS-0147

2MS-0252

2MS-0279

2MS-0280

CP2-MSORDR-05

2-LV-2383

1-MS-2-428-1302-3

2MS-2-430-1302-3

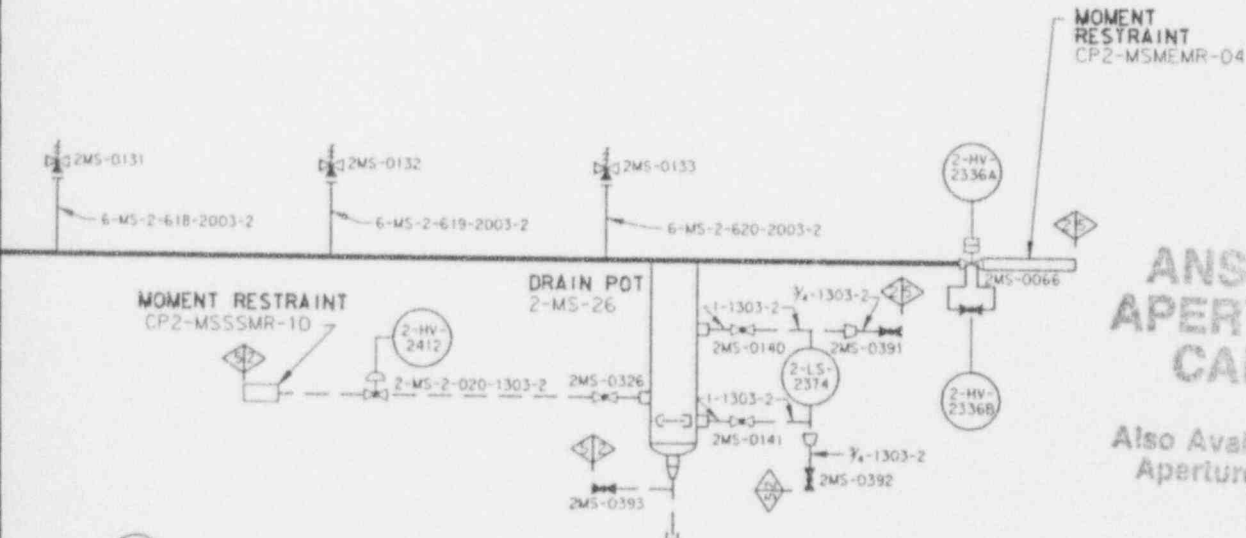
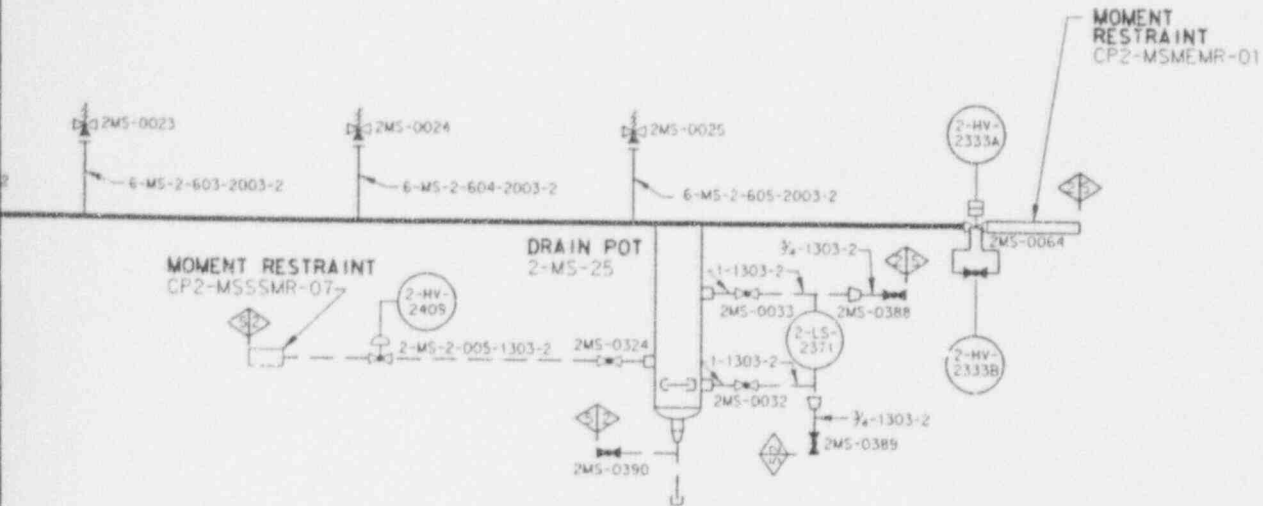
2-MS-2-171-1302-3

2-MS-2-030-1302-3

CP2-MSORDR-44

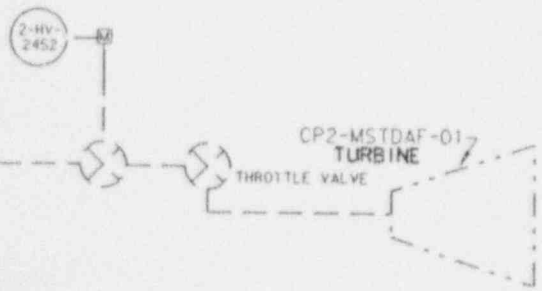
2-MS-2-429-1302-3

SLOPE



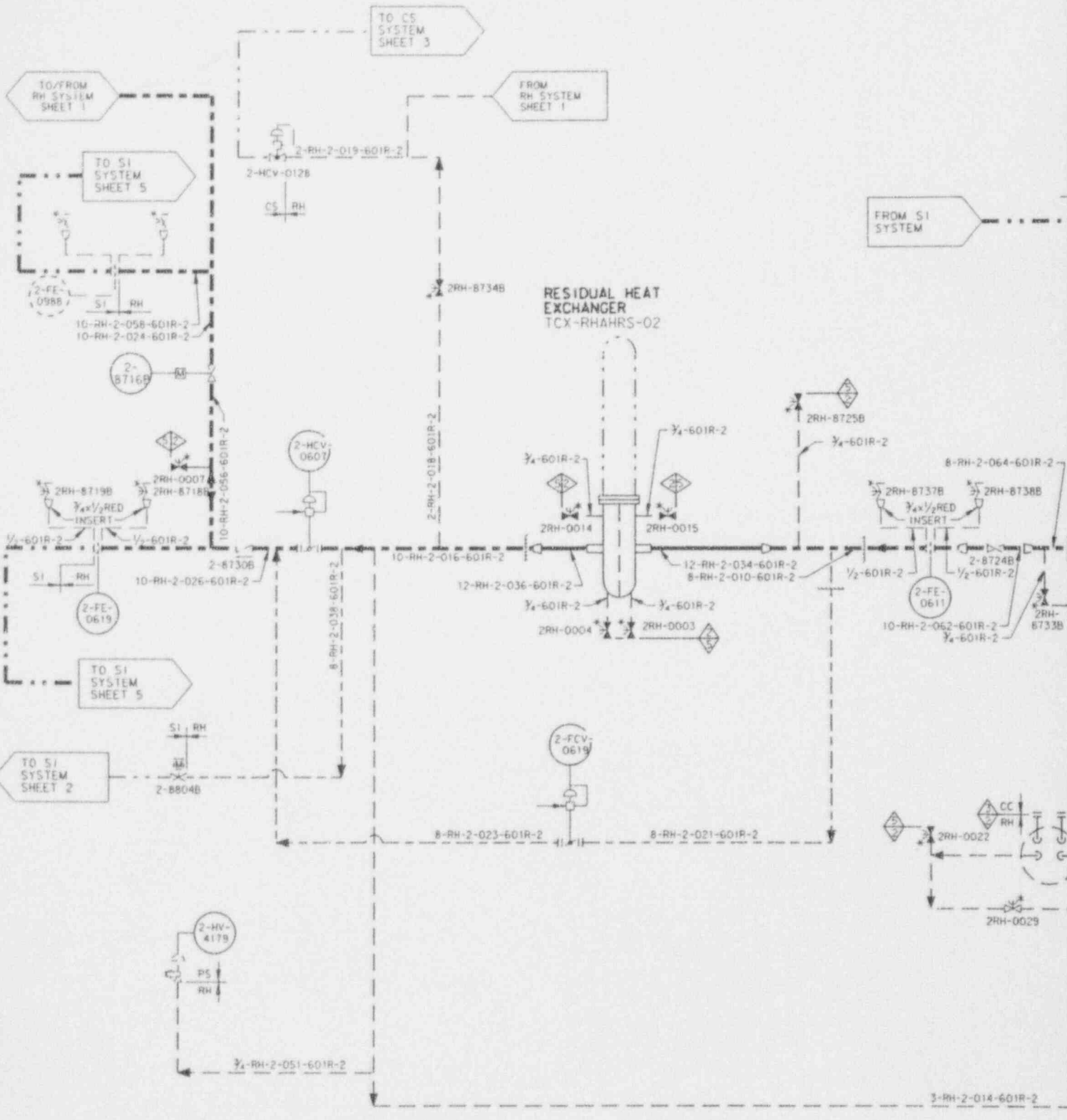
**ANSTEC  
APERTURE  
CARD**

Also Available on  
Aperture Card



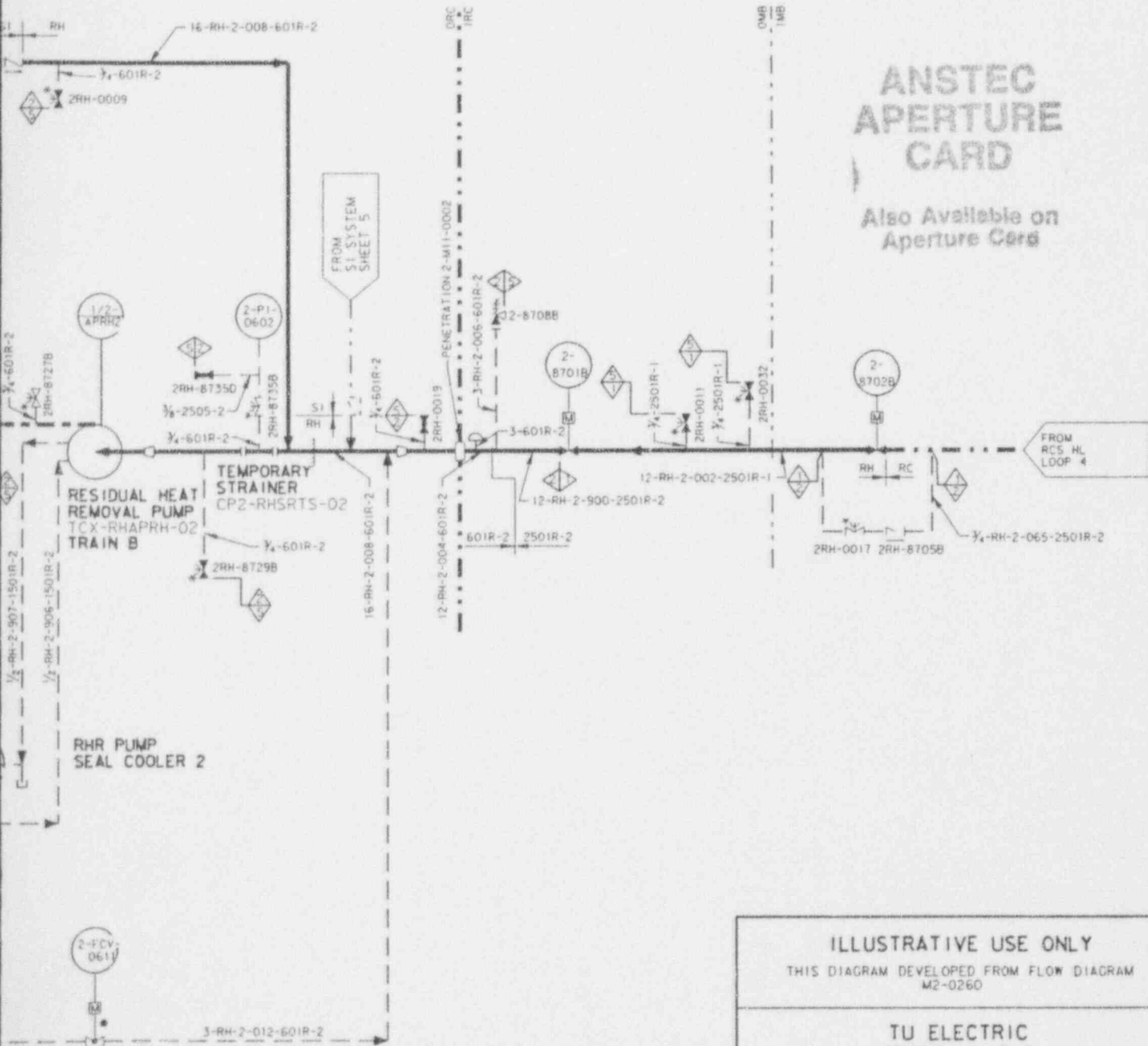
ILLUSTRATIVE USE ONLY THIS DIAGRAM DEVELOPED FROM FLOW DIAGRAM M2-0202	
TU ELECTRIC CPSES UNIT 2	
INSERVICE INSPECTION BOUNDARY DIAGRAM	
MAIN STEAM SYSTEM SHEET 2 OF 4	
REV 1	APPROVED: <i>[Signature]</i> 5/15/84

9406070236-20



# ANSTEC APERTURE CARD

Also Available on Aperture Cards



ILLUSTRATIVE USE ONLY THIS DIAGRAM DEVELOPED FROM FLOW DIAGRAM M2-0260	
TU ELECTRIC CPSES UNIT 2	
INSERVICE INSPECTION BOUNDARY DIAGRAM	
RESIDUAL HEAT REMOVAL SYSTEM SHEET 2 OF 2	
REV 1	APPROVED: <i>[Signature]</i> 5/5/94