



UNITED STATES  
 NUCLEAR REGULATORY COMMISSION  
 WASHINGTON, D. C. 20555

8/8/84

LRA  
 74845 1073  
 83 = 510  
1583 oic

MEMORANDUM FOR: William Miller, Chief  
 Licensee Fee Management Branch  
 Office of Administration

FROM: Elliott A. Greher, Program Analyst  
 Program Support and Analysis Staff  
 Office of Inspection and Enforcement

SUBJECT: REQUESTED LICENSE FEE INFORMATION

We have reviewed available records on IE staff effort -- staff or IE consultants assigned to IE headquarters or to the Technical Training Center -- devoted to license fee-billable efforts for the reactor license SHORHAM, docket number 50-322 during the period 2/14/73 to 6/23/84.

- ( ) There is no record of IE staff effort.
- (X) There is IE staff effort and it is all devoted to IE functions. A total of 1583 oic hours of effort is recorded. See enclosed computer run for the details.
- ( ) There is IE staff effort and it is all devoted to regional functions. The appropriate computer run has been mailed to region \_\_\_\_\_.
- ( ) There is IE staff effort and it is devoted in part to IE functions. A total of \_\_\_\_\_ hours of effort is recorded. See enclosed computer run for details. There is also IE staff effort devoted to regional functions. The appropriate computer run has been mailed to region \_\_\_\_\_.
- (X) We are still searching available contractor cost records and expect to provide that information to you and to the regions, as appropriate within three weeks.
- ( ) There is no record of IE computer costs.
- ( ) There are IE contractor costs. See enclosed information.

*Elliott A. Greher*  
 Elliott A. Greher, Program Analyst  
 Program Support and Analysis Staff  
 Office of Inspection and Enforcement

Enclosures:  
 As stated

cc w/o enclosures:  
 J. L. Blaha, IE  
 A. J. Burda, IE  
 J. Allen RI

9102080166 900921  
 PDR FOIA  
 WILLIAM90-162 PDR

07/28/84

MPS DATA FOR SHOREHAM (50/322)  
APRIL 1, 1973 TO JUNE 23, 1984


PACT

		WK ENDING	ORG CODE	SOC-SEC NO	ACT CODE	REG HRS	NON-REG HRS	TOTALHRS
		011484	I242		LRA	40.0	.0	40.0
WK-END	TOTAL	011484	I242		LRA	40.0	.0	40.0
		011583	I113		LRA	8.0	.0	8.0
WK-END	TOTAL	011583	I113		LRA	8.0	.0	8.0
		012184	I112		LRA	5.0	.0	5.0
WK-END	TOTAL	012184	I112		LRA	5.0	.0	5.0
		012184	I242		LRA	40.0	.0	40.0
WK-END	TOTAL	012184	I242		LRA	40.0	.0	40.0
		012884	I242		LRA	40.0	6.0	46.0
WK-END	TOTAL	012884	I242		LRA	40.0	6.0	46.0
		020484	I242		LRA	40.0	10.0	50.0
WK-END	TOTAL	020484	I242		LRA	40.0	10.0	50.0
		020583	I113		LRA	19.0	.0	19.0
WK-END	TOTAL	020583	I113		LRA	19.0	.0	19.0
		020583	I113		LRA	2.0	.0	2.0
WK-END	TOTAL	020583	I113		LRA	2.0	.0	2.0
		021184	I112		LRA	6.0	.0	6.0
WK-END	TOTAL	021184	I112		LRA	6.0	.0	6.0
		021283	I113		LRA	6.0	4.0	10.0
WK-END	TOTAL	021283	I113		LRA	6.0	4.0	10.0
		021283	I242		LRA	10.0	.0	10.0
WK-END	TOTAL	021283	I242		LRA	10.0	.0	10.0
		021983	I113		LRA	8.0	.0	8.0
WK-END	TOTAL	021983	I113		LRA	8.0	.0	8.0

I 1. -  
 I 2. -  
 I 4. -  
 } EP LICENSE  
 DA LICENSE

214 LRA

WK- END	WK ENDING	ORG CODE	SOC-SEC NO	ACT CODE	REG HRS	NON-REG HRS	TOTALHRS
	021983	I113		LRA	11.0	2.0	13.0
WK-END	TOTAL	021983	I113	LRA	11.0	2.0	13.0
	022584	I242		LRA	32.9	8.0	40.9
WK-END	TOTAL	022584	I242	LRA	32.9	8.0	40.9
	022683	I113		LRA	10.0	5.0	15.0
WK-END	TOTAL	022683	I113	LRA	10.0	5.0	15.0
	030384	I242		LRA	40.0	8.0	48.0
WK-END	TOTAL	030384	I242	LRA	40.0	8.0	48.0
	030583	I113		LRA	9.0	.0	9.0
WK-END	TOTAL	030583	I113	LRA	9.0	.0	9.0
	031084	I112		LRA	2.0	.0	2.0
WK-END	TOTAL	031084	I112	LRA	2.0	.0	2.0
	031784	I242		LRA	40.0	1.0	41.0
WK-END	TOTAL	031784	I242	LRA	40.0	1.0	41.0
	031983	I242		LRA	40.0	1.0	41.0
WK-END	TOTAL	031983	I242	LRA	40.0	1.0	41.0
	032484	I242		LRA	2.0	.0	2.0
WK-END	TOTAL	032484	I242	LRA	2.0	.0	2.0
	032484	I242		LRA	40.0	3.0	43.0
WK-END	TOTAL	032484	I242	LRA	40.0	3.0	43.0
	032484	I242		SSS	2.0	.0	2.0
WK-END	TOTAL	032484	I242	LRA	3.0	.0	3.0
	032484	I112		LRA	5.0	.0	5.0
WK-END	TOTAL	032484	I112	LRA	5.0	.0	5.0



2.0  
5.0

X

WK-END	TOTAL	WK ENDING	ORG CODE	SOC-SEC NO	ACT CODE	REG HRS	NON-REG HRS	TOTALHRS
WK-END	TOTAL	032484	I112		LRA	3.0	.0	3.0
		033184	I241		LRA	4.0	.0	4.0
WK-END	TOTAL	033184	I241		LRA	4.0	.0	4.0
		033184	I241		LRA	5.0	.0	5.0
WK-END	TOTAL	033184	I241		LRA	5.0	.0	5.0
		033184	I242		LRA	20.0	.0	20.0
WK-END	TOTAL	033184	I242		LRA	20.0	.0	20.0
		033184	I242		LRA	40.0	10.0	50.0
WK-END	TOTAL	033184	I242		LWA	40.0	10.0	50.0
		040784	I242		LRA	6.0	.0	6.0
WK-END	TOTAL	040784	I242		LRA	6.0	.0	6.0
		041484	I242		LRA	6.0	.0	6.0
WK-END	TOTAL	041484	I242		LRA	6.0	.0	6.0
		050584	I242		LRA	40.0	10.0	50.0
WK-END	TOTAL	050584	I242		LRA	40.0	10.0	50.0
		050584	I242		LRA	8.0	.0	8.0
WK-END	TOTAL	050584	I242		LRA	8.0	.0	8.0
		051284	I242		LRA	24.0	8.0	32.0
WK-END	TOTAL	051284	I242		LRA	24.0	8.0	32.0
		051284	I242		LRA	8.0	.0	8.0
WK-END	TOTAL	051284	I242		LRA	8.0	.0	8.0
		051984	I242		LRA	6.0	.0	6.0
WK-END	TOTAL	051984	I242		LRA	6.0	.0	6.0
		051984	I242		LRA	6.0	.0	6.0
WK-END	TOTAL	052684	I242		LRA	8.0	.0	8.0

1378

WK-END	TOTAL	WK ENDING	ORG CODE	SOC-SEC NO	ACT CODE	REG HRS	NON-REG HRS	TOTALHRS
WK-END	TOTAL	052686	I242		LRA	8.0	.0	8.0
		052883	I242		LRA	40.0	10.0	50.0
WK-END	TOTAL	052883	I242		LRA	40.0	10.0	50.0
		060284	I242		LRA	32.0	.0	32.0
					LRA	32.0	.0	32.0
WK-END	TOTAL	060284	I242		LRA	64.0	.0	64.0
		061883	I242		LRA	10.0	10.0	20.0
WK-END	TOTAL	061883	I242		LRA	10.0	10.0	20.0
		061883	I242		LRA	10.0	10.0	20.0
WK-END	TOTAL	070580	R930		PB1	4.0	.0	4.0
					PB1	4.0	.0	4.0
WK-END	TOTAL	070580	R930		PB1	4.0	.0	4.0
		070983	I242		LRA	8.0	.0	8.0
WK-END	TOTAL	070983	I242		LRA	8.0	.0	8.0
		071280	R930		PB1	10.0	2.0	12.0
WK-END	TOTAL	071280	R930		PB1	10.0	2.0	12.0
		072383	I242		LRA	40.0	10.0	50.0
WK-END	TOTAL	072383	I242		LRA	40.0	10.0	50.0
		073083	I242		LRA	40.0	10.0	50.0
WK-END	TOTAL	073083	I242		LRA	40.0	10.0	50.0
		080683	I242		LRA	8.0	10.0	18.0
WK-END	TOTAL	080683	I242		LRA	8.0	10.0	18.0
		082083	I113		LRA	2.0	.0	2.0
WK-END	TOTAL	082083	I113		LRA	2.0	.0	2.0
		090383	I242		LRA	40.0	10.0	50.0
WK-END	TOTAL	090383	I242		LRA	40.0	10.0	50.0
		090383	I242		LRA	40.0	10.0	50.0


213-1-104  
10-104



WK- ENDING	WK ENDING	ORG CODE	SOC-SEC NO	ACT CODE	REG HRS	NON-REG HRS	TOTALHRS
WK-END	091783	I242		LRA	40.0	.0	40.0
TOTAL	091783	I242		LRA	40.0	.0	40.0
WK-END	092483	I113		LRA	5.0	.0	5.0
TOTAL	092483	I113		LRA	5.0	.0	5.0
WK-END	100183	I113		LRA	26.0	.0	26.0
TOTAL	100183	I113		LRA	26.0	.0	26.0
WK-END	100183	I113		LRA	40.0	10.0	50.0
TOTAL	100183	I113		LRA	16.0	10.0	26.0
WK-END	100183	I242		LRA	56.0	20.0	76.0
TOTAL	100183	I242		LRA	5.0	.0	5.0
WK-END	100883	I113		LRA	5.0	.0	5.0
TOTAL	100883	I113		LRA	5.0	.0	5.0
WK-END	100982	I412		LRA	30.0	16.0	46.0
TOTAL	100982	I412		LRA	30.0	16.0	46.0
WK-END	101583	I113		LRA	13.0	.0	13.0
TOTAL	101583	I113		LRA	13.0	.0	13.0
WK-END	101583	I242		LRA	32.0	.0	32.0
TOTAL	101583	I242		LRA	32.0	.0	32.0
WK-END	101682	I412		LRA	24.0	.0	24.0
TOTAL	101682	I412		LRA	24.0	.0	24.0
WK-END	102233	I242		LRA	40.0	10.0	50.0
TOTAL	102233	I242		LRA	40.0	10.0	50.0
WK-END	102283	I113		LRA	9.0	.0	9.0
TOTAL	102283	I113		LRA	9.0	.0	9.0
WK-END	102382	I412		LRA	20.0	.0	20.0
TOTAL	102382	I412		LRA	20.0	.0	20.0

300.0

LNK	ORG	SOC-SEC	ACT	REG	NON-REG	TOTALHRS
ENDING	CODE	NO	CODE	HRS	HRS	
GRAND	TOTAL			1,599.0	224.0	1,823.0



1599  
- 16  
1583


	WK ENDING	ORG CODE	SOC-SEC NO	ACT CODE	REG HRS	NON-REG HRS	TOTAL HRS
WK-END	121783	1242		LRA	24.0	4.0	28.0
	TOTAL	121783	1242	LRA	24.0	4.0	28.0
WK-END	121882	1412		LRA	32.0	.0	32.0
	TOTAL	121882	1412	LRA	32.0	.0	32.0
WK-END	122483	1242		LRA	32.0	.0	32.0
	TOTAL	122483	1242	LRA	32.0	.0	32.0
WK-END	123183	1242		LRA	8.0	.0	8.0
	TOTAL	123183	1242	LRA	8.0	.0	8.0





GRAND TOTAL

WK ENDING	DRG CODE	SOC-SEC NO	ACT CODE	REG HRS	NON-REG HRS	TOTALHRS
				1,599.0	224.0	1,823.0



1599  
- 16  
1583



UNITED STATES  
NUCLEAR REGULATORY COMMISSION  
WASHINGTON, D. C. 20555

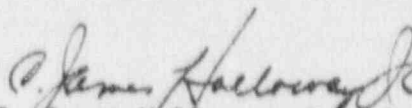
OCT 23 1984

MEMORANDUM FOR: Files

FROM: C. James Holloway, Jr., Assistant Chief, License Fee  
Management Branch, ADM

SUBJECT: IE-HQ AND REGIONAL OFFICE PROFESSIONAL STAFF HOURS  
AND CONTRACTUAL SERVICES COSTS - SHOREHAM

Enclosure 1 summarizes the results of our review of the Shoreham computer printouts (Enclosure 2) provided by IE-HQ and the Regions. Of the 37,474.5 professional regular hours expended by IE-HQ and the regional staffs through June 23, 1984, 29,936 hours have been included for fee recovery purposes. A total of \$36,152 was expended for contracts. Of this amount, \$20,552 was included for fee recovery. The remainder was expended for follow-up and annual emergency preparedness inspections. Emergency preparedness inspections are considered as non-routine inspections under the March 23, 1978 fee schedule and thus fall outside the scope of license fee recovery.

  
C. James Holloway, Jr., Assistant Chief  
License Fee Management Branch  
Office of Administration

Enclosures:  
As stated

SUMMARY - SHOREHAM  
Regional Offices and IE Headquarters

<u>Fiscal Year</u>	<u>Professional Regular Hours</u>		
	<u>Include For Fees</u>	<u>Exclude From Fees</u>	<u>Totals</u>
<u>Regional Offices</u>			
FY 1973	105.5	15.0	120.5
1974	348.5	56.0	404.5
1975	1,303.0	217.0	1,520.0
1976	2,126.5	264.0	2,390.5
1977	2,053.5	307.0	2,360.5
1978	2,128.5	452.5	2,581.0
1979	1,775.0	600.5	2,375.5
1980	2,436.5	2,034.5	4,471.0
1981	1,701.5	177.5	1,879.0
1982	5,001.5	566.5	5,568.0
1983	5,536.0	1,060.5	6,596.5
1984 (Thru 6/23/84)	<u>3,837.0</u>	<u>1,771.5</u>	<u>5,608.5</u>
TOTAL REGIONS:	28,353.0	7,522.5	35,875.5
<u>IE Headquarters</u>			
FY 1980	-	14.0	14.0
1983	510.0	-	510.0
1984 (Thru 6/23/84)	<u>1,073.0</u>	<u>2.0</u>	<u>1,075.0</u>
TOTAL IE HEADQUARTERS:	<u>1,583.0</u>	<u>16.0</u>	<u>1,599.0</u>
GRAND TOTAL ALL HOURS:	<u>29,936.0</u>	<u>7,538.5</u>	<u>37,474.5</u>

Summary Statement

page 1

Account Name	1913	1914	1915	1916	1917	1918	1919	1920	1921	1922	1923	1924	Total
170	120	140	160	180	200	220	240	260	280	300	320	340	360
171	130	150	170	190	210	230	250	270	290	310	330	350	370
172	140	160	180	200	220	240	260	280	300	320	340	360	380
173	150	170	190	210	230	250	270	290	310	330	350	370	390
174	160	180	200	220	240	260	280	300	320	340	360	380	400
175	170	190	210	230	250	270	290	310	330	350	370	390	410
176	180	200	220	240	260	280	300	320	340	360	380	400	420
177	190	210	230	250	270	290	310	330	350	370	390	410	430
178	200	220	240	260	280	300	320	340	360	380	400	420	440
179	210	230	250	270	290	310	330	350	370	390	410	430	450
180	220	240	260	280	300	320	340	360	380	400	420	440	460
181	230	250	270	290	310	330	350	370	390	410	430	450	470
182	240	260	280	300	320	340	360	380	400	420	440	460	480
183	250	270	290	310	330	350	370	390	410	430	450	470	490
184	260	280	300	320	340	360	380	400	420	440	460	480	500
185	270	290	310	330	350	370	390	410	430	450	470	490	510
186	280	300	320	340	360	380	400	420	440	460	480	500	520
187	290	310	330	350	370	390	410	430	450	470	490	510	530
188	300	320	340	360	380	400	420	440	460	480	500	520	540
189	310	330	350	370	390	410	430	450	470	490	510	530	550
190	320	340	360	380	400	420	440	460	480	500	520	540	560
191	330	350	370	390	410	430	450	470	490	510	530	550	570
192	340	360	380	400	420	440	460	480	500	520	540	560	580
193	350	370	390	410	430	450	470	490	510	530	550	570	590
194	360	380	400	420	440	460	480	500	520	540	560	580	600
195	370	390	410	430	450	470	490	510	530	550	570	590	610
196	380	400	420	440	460	480	500	520	540	560	580	600	620
197	390	410	430	450	470	490	510	530	550	570	590	610	630
198	400	420	440	460	480	500	520	540	560	580	600	620	640
199	410	430	450	470	490	510	530	550	570	590	610	630	650
200	420	440	460	480	500	520	540	560	580	600	620	640	660
201	430	450	470	490	510	530	550	570	590	610	630	650	670
202	440	460	480	500	520	540	560	580	600	620	640	660	680
203	450	470	490	510	530	550	570	590	610	630	650	670	690
204	460	480	500	520	540	560	580	600	620	640	660	680	700
205	470	490	510	530	550	570	590	610	630	650	670	690	710
206	480	500	520	540	560	580	600	620	640	660	680	700	720
207	490	510	530	550	570	590	610	630	650	670	690	710	730
208	500	520	540	560	580	600	620	640	660	680	700	720	740
209	510	530	550	570	590	610	630	650	670	690	710	730	750
210	520	540	560	580	600	620	640	660	680	700	720	740	760
211	530	550	570	590	610	630	650	670	690	710	730	750	770
212	540	560	580	600	620	640	660	680	700	720	740	760	780
213	550	570	590	610	630	650	670	690	710	730	750	770	790
214	560	580	600	620	640	660	680	700	720	740	760	780	800
215	570	590	610	630	650	670	690	710	730	750	770	790	810
216	580	600	620	640	660	680	700	720	740	760	780	800	820
217	590	610	630	650	670	690	710	730	750	770	790	810	830
218	600	620	640	660	680	700	720	740	760	780	800	820	840
219	610	630	650	670	690	710	730	750	770	790	810	830	850
220	620	640	660	680	700	720	740	760	780	800	820	840	860
221	630	650	670	690	710	730	750	770	790	810	830	850	870
222	640	660	680	700	720	740	760	780	800	820	840	860	880
223	650	670	690	710	730	750	770	790	810	830	850	870	890
224	660	680	700	720	740	760	780	800	820	840	860	880	900
225	670	690	710	730	750	770	790	810	830	850	870	890	910
226	680	700	720	740	760	780	800	820	840	860	880	900	920
227	690	710	730	750	770	790	810	830	850	870	890	910	930
228	700	720	740	760	780	800	820	840	860	880	900	920	940
229	710	730	750	770	790	810	830	850	870	890	910	930	950
230	720	740	760	780	800	820	840	860	880	900	920	940	960
231	730	750	770	790	810	830	850	870	890	910	930	950	970
232	740	760	780	800	820	840	860	880	900	920	940	960	980
233	750	770	790	810	830	850	870	890	910	930	950	970	990
234	760	780	800	820	840	860	880	900	920	940	960	980	1000
235	770	790	810	830	850	870	890	910	930	950	970	990	1010
236	780	800	820	840	860	880	900	920	940	960	980	1000	1020
237	790	810	830	850	870	890	910	930	950	970	990	1010	1030
238	800	820	840	860	880	900	920	940	960	980	1000	1020	1040
239	810	830	850	870	890	910	930	950	970	990	1010	1030	1050
240	820	840	860	880	900	920	940	960	980	1000	1020	1040	1060
241	830	850	870	890	910	930	950	970	990	1010	1030	1050	1070
242	840	860	880	900	920	940	960	980	1000	1020	1040	1060	1080
243	850	870	890	910	930	950	970	990	1010	1030	1050	1070	1090
244	860	880	900	920	940	960	980	1000	1020	1040	1060	1080	1100
245	870	890	910	930	950	970	990	1010	1030	1050	1070	1090	1110
246	880	900	920	940	960	980	1000	1020	1040	1060	1080	1100	1120
247	890	910	930	950	970	990	1010	1030	1050	1070	1090	1110	1130
248	900	920	940	960	980	1000	1020	1040	1060	1080	1100	1120	1140
249	910	930	950	970	990	1010	1030	1050	1070	1090	1110	1130	1150
250	920	940	960	980	1000	1020	1040	1060	1080	1100	1120	1140	1160
251	930	950	970	990	1010	1030	1050	1070	1090	1110	1130	1150	1170
252	940	960	980	1000	1020	1040	1060	1080	1100	1120	1140	1160	1180
253	950	970	990	1010	1030	1050	1070	1090	1110	1130	1150	1170	1190
254	960	980	1000	1020	1040	1060	1080	1100	1120	1140	1160	1180	1200
255	970	990	1010	1030	1050	1070	1090	1110	1130	1150	1170	1190	1210
256	980	1000	1020	1040	1060	1080	1100	1120	1140	1160	1180	1200	1220
257	990	1010	1030	1050	1070	1090	1110	1130	1150	1170	1190	1210	1230
258	1000	1020	1040	1060	1080	1100	1120	1140	1160	1180	1200	1220	1240
259	1010	1030	1050	1070	1090								









Shoreham - Summary

IE Headquarters and Regional Offices

Professional Staff Hours By Activity Codes

<u>Include For Fee Recovery</u>	<u>FY 1973</u>	<u>FY 1974</u>	<u>FY 1975</u>	<u>FY 1976</u>	<u>FY 1977</u>	<u>FY 1978</u>	<u>FY 1979</u>	<u>FY 1980</u>	<u>FY 1981</u>	<u>FY 1982</u>	<u>FY 1983</u>
135	-	-	-	-	-	-	-	-	-	-	8.0
APD	-	-	-	-	-	-	-	-	-	-	-
API	-	-	-	-	-	-	-	-	-	-	-
APP	-	-	-	-	-	-	-	-	-	-	-
BH	-	-	-	-	-	-	-	-	-	-	-
Subtotal Regions	105.5	348.5	1,303.0	2,126.5	2,053.5	2,128.5	1,775.0	2,436.5	1,701.5	3,001.5	5,536.0
<u>IE Headquarters</u>											
LRA	-	-	-	-	-	-	-	-	-	-	510.0
Total Included For Fees	105.5	348.5	1,303.0	2,126.5	2,053.5	2,128.5	1,775.0	2,436.5	1,701.5	5,001.5	6,046.0
<u>Exclude From Fee Recovery</u>											
COO	15.0	34.0	182.0	259.0	298.0	343.5	328.0	386.5	117.5	398.0	473.0
JNK	-	4.0	-	-	-	-	-	-	-	-	-
1VO	-	18.0	13.0	-	-	27.0	2.0	-	-	-	-
100	-	-	22.0	5.0	-	-	-	-	-	-	-
1UO	-	-	-	-	9.0	27.0	3.5	-	-	-	-
1UA	-	-	-	-	-	6.0	-	-	-	-	-
1UW	-	-	-	-	-	17.0	-	-	-	-	-
1UX	-	-	-	-	-	11.0	-	-	-	-	-



Shoreham - Summary

IE Headquarters and Regional Offices

Professional Staff Hours By Activity Codes

<u>Exclude From Fee Recovery</u>	<u>FY 1973</u>	<u>FY 1974</u>	<u>FY 1975</u>	<u>FY 1976</u>	<u>FY 1977</u>	<u>FY 1978</u>	<u>FY 1979</u>	<u>FY 1980</u>	<u>FY 1981</u>	<u>FY 1982</u>	<u>FY 1983</u>
AST	-	-	-	-	-	-	-	-	-	-	-
AS1	-	-	-	-	-	-	-	-	-	-	-
AT	-	-	-	-	-	-	-	-	-	-	-
BA2	-	-	-	-	-	-	-	-	-	-	-
BB	-	-	-	-	-	-	-	-	-	-	-
BD2	-	-	-	-	-	-	-	-	-	-	-
BE	-	-	-	-	-	-	-	-	-	-	-
BJ	-	-	-	-	-	-	-	-	-	-	-
BTW	-	-	-	-	-	21.0	-	-	-	-	-
<u>Subtotal Regions</u>	<u>15.0</u>	<u>56.0</u>	<u>217.0</u>	<u>264.0</u>	<u>307.0</u>	<u>452.5</u>	<u>600.5</u>	<u>2,034.5</u>	<u>177.5</u>	<u>566.5</u>	<u>1,060.5</u>
<u>IE Headquarters</u>											
SSS	-	-	-	-	-	-	-	-	-	-	-
PB1	-	-	-	-	-	-	-	14.0	-	-	-
<u>Total Excluded From Fees</u>	<u>15.0</u>	<u>56.0</u>	<u>217.0</u>	<u>264.0</u>	<u>307.0</u>	<u>452.5</u>	<u>600.5</u>	<u>2,048.5</u>	<u>177.5</u>	<u>566.5</u>	<u>1,060.5</u>
RAND TOTAL ALL HOURS	120.5	404.5	1,520.0	2,390.5	2,360.5	2,581.0	2,375.5	4,485.0	1,879.0	5,568.0	7,106.5

SHOREHAM  
IE-HQ CONTRACTS

<u>FIN #</u>	<u>Description:</u>	<u>Amount</u>
B-2191	Technical Assistance for Emergency Preparedness Inspections	\$ 15,600.00 <sup>1/</sup>
B-1302	Technical Assistance for Non-Destructive Evaluation	20,551.99
		<u>\$ 36,151.99</u>

---

<sup>1/</sup> Amount excluded from fee recovery since Emergency Preparedness inspections were considered as non-routine inspections under the March 23, 1978 fee schedule.