

12/12/84

Perry 1
05000440

DOCKET NO.: 07002968

MEMORANDUM FOR: WILLIAM O. MILLER, CHIEF
LICENSE FEE MANAGEMENT BRANCH
OFFICE OF ADMINISTRATION


FROM: D. CARLSON
FUEL FACILITY SG LICENSING BRANCH
DIVISION OF SAFEGUARDS
OFFICE OF NUCLEAR MATERIALS
SAFETY AND SAFEGUARDS

SUBJECT: COSTS AND MANHOURS FOR LICENSING ACTION


THE CONTRACT COSTS INCURRED AND MANHOURS USED IN REVIEWING THE APPLI-
CATION DATED 05/30/84 ARE TABULATED BELOW FOR LICENSE NO.

1. NAME: CLEVELAND ELECTRIC ILLUMINATION
P.O. BOX 5000
CLEVELAND, OH. 44101
2. A) CASEWORK CONTROL NO. 07002968750J
B) MAIL CONTROL NO.
C) TAC # J.
3. A) PERIOD COVERED (STAFF HOURS) 05/30/84 - 06/23/84
B) COMPLETION DATE:
C) AMENDMENT NO.
4. CONTRACT COSTS ASSOCIATED WITH THIS APPLICATION: \$ 0
PERIOD COVERED (CONTRACT COSTS)
5. TAC WORK BY OTHER OFFICES: 0 HOURS
6. HOURS DURING REPORTING PERIOD: 0.0
7. FEE CHARGABLE : \$ 0
8. TOTAL COST TO PROCESS APPLICATION : \$ 0

APPROVED:



W. BROWN
BRANCH CHIEF
FUEL FACILITY SG LICENSING BRANCH


D. CARLSON
PROJECT MANAGER

9102070279 900921
PDR FDIA
WILLIAM90-162 PDR

279

RUN DATE
12/12/84

REGULATORY INFORMATION TRACKING SYSTEM
DETAIL LISTING OF HOURS REPORTED ON CASEWORK
PERIOD COVERED: 05/30/84 - 06/23/84

PAGE
140

PROJECT MANAGER: DM CARLSON

CASEWORK NUMBER: 07002968750J

FACILITY NAME: CLEVELAND ELECTRIC ILLUMINATIN DATE CLOSED: ACTIVE

NATURE OF ACTIVITY:
FRESH FUEL STRG SEC PLN

REVIEWER

WEEK ENDING

REGULAR
HOURS

NO MANPOWER RECORDS EXIST FOR THIS CASE!



UNITED STATES
NUCLEAR REGULATORY COMMISSION
WASHINGTON, D. C. 20555

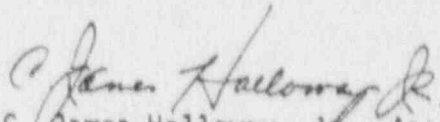
JAN 16 1985

MEMORANDUM FOR: Files

FROM: C. James Holloway, Jr., Assistant Chief
License Fee Management Branch, ADM

SUBJECT: IE-HQ AND REGIONAL OFFICE PROFESSIONAL STAFF HOURS
AND CONTRACTUAL SERVICES COSTS - PERRY 1

Enclosure 1 summarizes the results of our review of the Perry 1 computer printouts (Enclosure 2) provided by IE-HQ and the Regions. Of the 15,512.2 professional regular hours expended by IE-HQ and the regional staffs through June 23, 1984, 12,956.2 hours have been included for fee recovery purposes. A total of \$44,978 was expended for Construction Appraisal Team (CAT) inspections. CAT inspections are considered as non-routine inspections under the March 23, 1978 fee schedule and thus fall outside the scope of license fee recovery.


C. James Holloway, Jr., Assistant Chief
License Fee Management Branch
Office of Administration

Enclosures:
As stated

~~9102070273~~

JAN 16 1985

MEMORANDUM FOR: Files

FROM: C. James Holloway, Jr., Assistant Chief
License Fee Management Branch, ADM

SUBJECT: IE-HQ AND REGIONAL OFFICE PROFESSIONAL STAFF HOURS
AND CONTRACTUAL SERVICES COSTS - PERRY 1

Enclosure 1 summarizes the results of our review of the Perry 1 computer printouts (Enclosure 2) provided by IE-HQ and the Regions. Of the 15,512.2 professional regular hours expended by IE-HQ and the regional staffs through June 23, 1984, 12,956.2 hours have been included for fee recovery purposes. A total of \$44,978 was expended for Construction Appraisal Team (CAT) inspections. CAT inspections are considered as non-routine inspections under the March 23, 1978 fee schedule and thus fall outside the scope of license fee recovery.

Signed C. James Holloway, Jr.

C. James Holloway, Jr., Assistant Chief
License Fee Management Branch
Office of Administration

Enclosures:
As stated

DISTRIBUTION

Actual Manpower File
CJHolloway, LFMB w/encl. 1
DWeiss, LFMB w/encl. 1

OFFICE	LFMB:ADM						
BURNAL	CJHolloway:eb						
DATE	1/16/85						

SUMMARY - PERRY 1
Regional Offices and IE Headquarters

<u>Fiscal Year</u>	<u>Professional Regular Hours</u>		
	<u>Include For Fees</u>	<u>Exclude From Fees</u>	<u>Totals</u>
<u>Regional Offices</u>			
FY1977	167.5	-	167.5
1978	1,421.0	-	1,421.0
1979	1,454.0	17.5	1,471.5
1980	2,377.5	15.0	2,392.5
1981	1,575.5	-	1,575.5
1982	1,330.0	-	1,330.0
1983	2,007.5	160.0	2,167.5
1984 (Through 5/23/84)	<u>1,912.2</u>	<u>125.5</u>	<u>2,037.7</u>
TOTAL REGIONS	12,245.2	318.0	12,563.2
IE HEADQUARTERS			
FY1980	-	12.0	12.0
1983	301.0	1,405.0	1,706.0
1984 (Through 6/23/84)	<u>410.0</u>	<u>821.0</u>	<u>1,231.0</u>
TOTAL IE HEADQUARTERS	<u>711.0</u>	<u>2,238.0</u>	<u>2,949.0</u>
GRAND TOTAL ALL HOURS	<u>12,956.2</u>	<u>2,556.0</u>	<u>15,512.2</u>

PERRY 1

IE HEADQUARTERS AND REGIONAL OFFICES
Professional Staff Hours By Activity Codes

Enclosure 1 page 1

Include For Fee Recovery	FY 1977	FY 1978	FY 1979	FY 1980	FY 1981	FY 1982	FY 1983	FY 1984	TOTALS
<u>Regional Offices</u>									
<u>Activity Codes</u>									
ITA	-	16.0	-	-	-	-	-	-	16.0
ITO	66.5	1,003.0	54.0	-	-	-	-	-	1,123.5
ITW	20.0	375.5	20.0	-	-	-	-	-	415.5
ITX	10.0	13.0	-	-	-	-	-	-	23.0
2TO	47.0	13.5	-	-	-	-	-	-	60.5
2TW	24.0	-	-	-	-	-	-	-	24.0
DOC	-	-	455.0	813.5	447.0	523.5	618.5	333.5	3,191.0
PAP	-	-	371.0	426.0	252.5	165.0	265.0	143.5	1,623.0
PPI	-	-	554.0	1,138.0	876.0	641.5	1,054.0	646.5	4,910.0
<u>Operator</u>									
<u>Licensing</u>									
APD	-	-	-	-	-	-	70.0	208.0	278.0
API	-	-	-	-	-	-	-	162.4	162.4
APP	-	-	-	-	-	-	-	337.1	337.1
								81.2	81.2
Subtotal Regions	167.5	1,421.0	1,454.0	2,377.5	1,575.5	1,330.0	2,007.5	1,912.2	12,245.2
<u>IE Headquarters</u>									
LRA	-	-	-	-	-	-	277.0	410.0	687.0
LQA	-	-	-	-	-	-	24.0	-	24.0
Total Included For Fee Recovery	167.5	1,421.0	1,454.0	2,377.5	1,575.5	1,330.0	2,308.5	2,322.2	12,956.2

IS COMMISSION
20648

4/84

Branch

m Analyst
618 Staff
Enforcement

FORMATION

Effort -- staff or IE consultants
11 Training Center -- devoted to
license Program 2 AWB 2
the period 5/3/77 to

t.

11 devoted to IE functions.
t is recorded. See enclosed

11 devoted to regional functions.
n mailed to region

evoted in part to IE functions.
is recorded. See enclosed
also IE staff effort devoted
the computer run has been

tractor cost records and expect
id to the regions, as appropriate

ts.

nclosed information. #83 955: 22

Handwritten signature

A. Greher, Program Analyst
Support and Analysis Staff
of Inspection and Enforcement

PERRY 1

IE HEADQUARTERS AND REGIONAL OFFICES
Professional Staff Hours By Activity Codes

Enclosure 1 page 2

Exclude From Fee Recovery	FY 1977	FY 1978	FY 1979	FY 1980	FY 1981	FY 1982	FY 1983	FY 1984	TOTALS
Regional Offices Activity Codes									1.0
ALR	-	-	1.0	-	-	-	-	-	25.5
JOM	-	-	13.5	12.0	-	-	-	-	3.0
PIS	-	-	3.0	-	-	-	-	-	3.0
APA	-	-	-	3.0	-	-	136.0	6.5	142.5
ICA	-	-	-	-	-	-	24.0	119.0	143.0
No Activity Code	-	-	-	-	-	-	160.0	125.5	318.0
Subtotal Regions	-	-	17.5	15.0	-	-	1,158.0	740.0	1,898.0
IE Headquarters									3.0
ICA	-	-	-	-	-	-	-	7.0	7.0
IDI	-	-	-	-	-	-	16.0	-	16.0
IDV	-	-	-	-	-	-	3.0	-	3.0
ATV	-	-	-	-	-	-	1.0	-	1.0
ANT	-	-	-	-	-	-	227.0	71.0	298.0
AOA	-	-	-	-	-	-	-	-	12.0
IPA	-	-	-	12.0	-	-	-	-	-
PCI	-	-	-	-	-	-	1,405.0	821.0	2,238.0
Subtotal IE HQ	-	-	-	12.0	-	-	1,565.0	946.5	2,556.0
Total Excluded	-	-	17.5	27.0	-	-	-	-	-

IE-HQ CONTRACTS

FIN #
B-1302

Description
Technical Assistance
for CAT Inspections

Amount
\$ 89,955

1/

1/ Amount excluded from fee recovery since CAT inspections were considered as non-routine inspections under the March 23, 1978 fee schedule. Amount applies equally to both units per discussion with Elliott Greher, IE, upon receipt of the information.

Unit 1 = \$44,978

Unit 2 = 44,977
\$89,955

ENCLOSURE 1

Office of Inspection & Enforcement
Report Identifying Amounts For Licensee Fee Recovery

Run Date: 8/17/81

Period: 5/3/77-6/23/84
 Facility: Perry 1 & 2
 Docket No.: 50-470,491

FIN
 TITLE
 CONTRACTOR

81302 TA in Response to Incidents

Activity Code

NDE *

SUPPORT TO RETURN'S IMPLEMENTATION
 OF IE PROGRAM -- PROBABLY REPTIVE
 INSPECTION SUPPORT. *LD*

Cumulative
 Prior To
 This Period

0

Amount
 This Period

89,955.32

Cumulative
 Including
 This Period

89,955.32

0

89,955.32

89,955.32

Breakout of Fee Assessed
 This Period

Costs Incurred And Validated This Period	Costs Incurred Prior Period But Validated This Period
Sept 83 49879.85	946 (44)
Oct 83 22446.96	
Nov 83 15410.90	
Dec 83 22.71	

* For discussion with Delta County 16 on 11/1/80, the contract work is covered by Task order 43
 under TDR Order 43 (attached) and in a meeting with Delta County on 1/1/85 confirmed
 that the work is for CAI (Construction Approval Team) project on 201 NBE
 as reported here. CAI inspectors cannot be assessed under the 11/80 schedule
 since they were furnished positive inspection.

	FY 1977	FY 1978	FY 1979				
Include From Recovery							25.5
Regional Offices			1.0				3.0
Activity Codes			13.5	12.0			3.0
ALR			3.0			136.0	142.5
JOM				3.0		24.0	143.0
DIS							
APA						160.0	125.5
ICA							318.0
No Activity Code			17.5	15.0		1,158.0	740.0
Subtotal Regions							1,898.0
IE Headquarters							3.0
ICA						16.0	7.0
IDI						3.0	7.0
IDV						1.0	16.0
ATV						227.0	3.0
ANT							1.0
AOA				12.0			298.0
IPA							12.0
PCI							
Subtotal IE HQ			17.5	27.0		1,405.0	821.0
Total Excluded From Fees						1,565.0	946.5
GRAND TOTAL ALL HOURS	167.5	1,421.0	1,471.5	2,404.5	1,575.5	3,873.5	3,268.7
					1,330.0		15,512.2

since CAT inspections were considered
 the March 23, 1978 fee schedule. Amount
 discussion with Elliott Greher, II.

IE-HQ CONTACTS
 Description
 nical Assistance
 CAT Inspections
 Amount
 \$ 89,955
 1/

Revenue /





UNITED STATES
NUCLEAR REGULATORY COMMISSION
WASHINGTON, D. C. 20555

8/20/84

MEMORANDUM FOR: William Miller, Chief
Licensee Fee Management Branch
Office of Administration

FROM: Elliott A. Greher, Program Analyst
Program Support and Analysis Staff
Office of Inspection and Enforcement

SUBJECT: REQUESTED LICENSE FEE INFORMATION

We have reviewed available records on IE staff effort -- staff or IE consultants assigned to IE headquarters or to the Technical Training Center -- devoted to license fee-billable efforts for the reactor license Person 2 and 2, docket number SD-440, 441 during the period 5/1/77 to 6/23/84.

- () There is no record of IE staff effort.
- () There is IE staff effort and it is all devoted to IE functions. A total of _____ hours of effort is recorded. See enclosed computer run for the details.
- () There is IE staff effort and it is all devoted to regional functions. The appropriate computer run has been mailed to region _____.
- () There is IE staff effort and it is devoted in part to IE functions. A total of _____ hours of effort is recorded. See enclosed computer run for details. There is also IE staff effort devoted to regional functions. The appropriate computer run has been mailed to region _____.
- () We are still searching available contractor cost records and expect to provide that information to you and to the regions, as appropriate within three weeks.
- () There is no record of IE computer costs.
- (X) There are IE contractor costs. See enclosed information. *89,955.22
DIVIDE EQUALLY BETWEEN THE TWO UNITS

Elliott A. Greher
Elliott A. Greher, Program Analyst
Program Support and Analysis Staff
Office of Inspection and Enforcement

Enclosures:
As stated

cc with enclosures:
J. L. Blaha, IE *G. Rom, RII*
A. J. Burda, IE

Office of Inspection & Enforcement Report Identifying Amounts For License Fee Recovery

Run Date: 2/17/91

Period: 5/3/77-6/23/84
 Facility: Perry 1 & 2
 Docket No.: 50-490 491

FIN
TITLE
CONTRACTOR

BIBB TA in Response to Incidents

Activity Code	Cumulative Prior To This Period	Amount This Period	Cumulative Including This Period
NDE *	0	89,955.32	89,955.32

SUPPORT TO RETURN'S IMPROVEMENTS
 OF I.E. PAVEMENT -- PROBABLY REPAIRS
 INSPECTOR SUPPORT. EA

0 89,955.32 89,955.32

Breakout of Fee Assessed This Period

Costs Incurred And Validated This Period	Costs Incurred Prior Period But Validated This Period
Sept 83 4087975 (41)	
Oct 83 27446.96	
Nov 83 26610.90	
Dec 83 22.71	

* For discussion with Debbie Cady on 11/1/90, the contract work is covered by Job # 88-43
 since they were considered positive inspections.
 This is Total Cost (436,464.11) and is a meeting with Debbie Cady on 11/1/85 confirmed
 that the work is for CAT (Contractor Approval System) Department. NOT NDE
 so we might have CAT's negative cannot be assessed under the right statute

PERRY 1

IE HEADQUARTERS AND REGIONAL OFFICES
Professional Staff Hours By Activity Codes

Enclosure 1 page 2

Exclude From Fee Recovery	<u>FY 1977</u>	<u>FY 1978</u>	<u>FY 1979</u>	<u>FY 1980</u>	<u>FY 1981</u>	<u>FY 1982</u>	<u>FY 1983</u>	<u>FY 1984</u>	<u>TOTALS</u>
<u>Regional Offices</u> <u>Activity Codes</u>									
ALR	-	-	1.0	-	-	-	-	-	1.0
JOM	-	-	13.5	12.0	-	-	-	-	25.5
715	-	-	3.0	-	-	-	-	-	3.0
APA	-	-	-	3.0	-	-	-	-	3.0
ICA	-	-	-	-	-	-	136.0	5.5	142.5
No Activity Code	-	-	-	-	-	-	24.0	119.0	143.0
Subtotal Regions	-	-	17.5	15.0	-	-	160.0	125.5	318.0
<u>IE Headquarters</u>									
ICA	-	-	-	-	-	-	1,158.0	740.0	1,898.0
DOI	-	-	-	-	-	-	-	3.0	3.0
IDV	-	-	-	-	-	-	-	7.0	7.0
ATV	-	-	-	-	-	-	16.0	-	16.0
ANT	-	-	-	-	-	-	3.0	-	3.0
ADA	-	-	-	-	-	-	1.0	-	1.0
IPA	-	-	-	-	-	-	227.0	71.0	298.0
PCI	-	-	-	12.0	-	-	-	-	12.0
Subtotal IE HQ	-	-	-	12.0	-	-	1,405.0	821.0	2,238.0
Total Excluded From Fees	-	-	17.5	27.0	-	-	1,565.0	946.5	2,556.0
GRAND TOTAL ALL HOURS	167.5	1,421.0	1,471.5	2,404.5	1,575.5	1,330.0	3,873.5	3,268.7	15,512.2

PERRY 1

IE HEADQUARTERS AND REGIONAL OFFICES
Professional Staff Hours By Activity Codes

Enclosure 1 page 1

Include For Fee Recovery	<u>FY 1977</u>	<u>FY 1978</u>	<u>FY 1979</u>	<u>FY 1980</u>	<u>FY 1981</u>	<u>FY 1982</u>	<u>FY 1983</u>	<u>FY 1984</u>	<u>TOTALS</u>
<u>Regional Offices</u> <u>Activity Codes</u>									
ITA	-	16.0	-	-	-	-	-	-	16.0
ITO	66.5	1,003.0	54.0	-	-	-	-	-	1,123.5
ITW	20.0	375.5	20.0	-	-	-	-	-	415.5
ITX	10.0	13.0	-	-	-	-	-	-	23.0
ZTO	47.0	13.5	-	-	-	-	-	-	60.5
ZTW	24.0	-	-	-	-	-	-	-	24.0
BOC	-	-	455.0	813.5	447.0	523.5	618.5	333.5	3,191.0
PAP	-	-	371.0	426.0	252.5	165.0	265.0	143.5	1,623.0
PPI	-	-	554.0	1,138.0	876.0	641.5	1,054.0	646.5	4,910.0
Operator Licensing	-	-	-	-	-	-	70.0	208.0	278.0
APD	-	-	-	-	-	-	-	162.4	162.4
API	-	-	-	-	-	-	-	337.1	337.1
APP	-	-	-	-	-	-	-	81.2	81.2
<u>Subtotal Regions</u>	<u>167.5</u>	<u>1,421.0</u>	<u>1,454.0</u>	<u>2,377.5</u>	<u>1,575.5</u>	<u>1,330.0</u>	<u>2,007.5</u>	<u>1,912.2</u>	<u>12,245.2</u>
<u>IE Headquarters</u>									
LRA	-	-	-	-	-	-	277.0	410.0	687.0
LDA	-	-	-	-	-	-	24.0	-	24.0
<u>Total Included</u> <u>For Fee Recovery</u>	<u>167.5</u>	<u>1,421.0</u>	<u>1,454.0</u>	<u>2,377.5</u>	<u>1,575.5</u>	<u>1,330.0</u>	<u>2,308.5</u>	<u>2,322.2</u>	<u>12,956.2</u>