



NUCLEAR REGULATORY COMMISSION  
WASHINGTON, D. C. 20555

8/9/84

MEMORANDUM FOR: William Miller, Chief  
Licensee Fee Management Branch  
Office of Administration

FROM: Elliott A. Greher, Program Analyst  
Program Support and Analysis Staff  
Office of Inspection and Enforcement

SUBJECT: REQUESTED LICENSE FEE INFORMATION

We have reviewed available records on IE staff effort -- staff or IE consultants assigned to IE headquarters or to the Technical Training Center -- devoted to license fee-billable efforts for the reactor license WATERPOUR 3, docket number 50-382 during the period 11/14/74 to 6/23/84.

- ( ) There is no record of IE staff effort.
- ( ) There is IE staff effort and it is all devoted to IE functions. A total of \_\_\_\_\_ hours of effort is recorded. See enclosed computer run for the details.
- ( ) There is IE staff effort and it is all devoted to regional functions. The appropriate computer run has been mailed to region \_\_\_\_\_.
- (X) There is IE staff effort and it is devoted in part to IE functions. A total of 373.0 hours of effort is recorded. See enclosed computer run for details. There is also IE staff effort devoted to regional functions. The appropriate computer run has been mailed to region IV.
- (X) We are still searching available contractor cost records and expect to provide that information to you and to the regions, as appropriate within three weeks.
- ( ) There is no record of IE computer costs.
- ( ) There are IE contractor costs. See enclosed information.

\* 3,138 hours for Inspection Construction  
Appraisal (ICA) not included  
since it falls outside the 2/03/80  
fee schedule.

Elliott A. Greher, Program Analyst  
Program Support and Analysis Staff  
Office of Inspection and Enforcement

Enclosures: CJHolloway  
As stated

cc w/o enclosures:  
J. L. Blaha, IE  
A. J. Burda, IE  
W Foster RII

9102070167 900921  
PDR FOIA  
WILLIAM90-162 PDR

167

Wetland 3

Sample Priority

LA	LRA	LRA	ICA	ICA	ATV	100	STF	PRI	AFC	DEL	BR	2.4
1	8	4	36	38	15-23	400	1	36	400	100	3	400
2	13	2	20	27	3	32	6	4	40	100	3	400
3	19	3	30	34	7	54	8	40	40	100	3	400
4	5	3	30	34	2	11	11	40	40	100	3	400
5	15	4	30	34	4	25	31	40	40	100	3	400
6	11	1	40	40	5	5	40	40	40	100	3	400
7	8	10	16	16	3	25	40	40	40	100	3	400
8	8	16	34	34	4	3	40	40	40	100	3	400
9	23	1	40	40	9	40	40	40	40	100	3	400
10	5	6	30	34	9	5	40	40	40	100	3	400
11	20	4	25	25	9	5	40	40	40	100	3	400
12	30	3	40	40	8	16	40	40	40	100	3	400
13	2	3	16	16	8	5	40	40	40	100	3	400
14	7	6	40	40	6	40	40	40	40	100	3	400
15	17	8	30	34	6	34	40	40	40	100	3	400
16	8	4	50	54	4	7	40	40	40	100	3	400
17	3	2	8	8	4	34	40	40	40	100	3	400
18	5	2	4	4	4	7	40	40	40	100	3	400
19	16	8	10	10	4	40	40	40	40	100	3	400
20	16	2	36	34	1	40	40	40	40	100	3	400
21	3	2	40	40	1	40	40	40	40	100	3	400
22	6	9	16	16	40	40	40	40	40	100	3	400
23	13	2	30	34	40	40	40	40	40	100	3	400
24	36	1	16	16	27	40	40	40	40	100	3	400
25	20	2	12	14	36	40	40	40	40	100	3	400
26	1	3	34	34	36	40	40	40	40	100	3	400
27	3	4	53	54	36	40	40	40	40	100	3	400
28	9	10	36	34	16	40	40	40	40	100	3	400
29	3	4	40	40	16	40	40	40	40	100	3	400
30	18	1	37	34	3	40	40	40	40	100	3	400
31	3	5	40	40	21	40	40	40	40	100	3	400
32	3	8	5	34	4	40	40	40	40	100	3	400

2000.15 3731  
 3138.104  
 55.8  
 580.952

12.3.1998 - 2.12.1998  
 2.12.1998 - 2.12.1998

08/01/84

MPS DATA FOR WATERFORD 3 (50/382)  
NOV. 14, 1974 TO JUNE 23, 1984

		WK ENDING	ORG CODE	SOC-SEC NO	ACT CODE	REG HRS	NON-REG HRS	TOTALHRS
		010183	I412		LRA	8.0	.0	8.0
WK-END	TOTAL	010183	I412		LRA	8.0	.0	8.0
		010784	I121		1CA	16.0	.0	16.0
WK-END	TOTAL	010784	I121		1CA	16.0	.0	16.0
		011484	I121		1CA	2.0	.0	2.0
WK-END	TOTAL	011484	I121		1CA	2.0	.0	2.0
		011484	I121		1CA	40.0	.0	40.0
WK-END	TOTAL	011484	I121		1CA	40.0	.0	40.0
		011484	I122		1CA	4.0	.0	4.0
WK-END	TOTAL	011484	I122		1CA	4.0	.0	4.0
		011583	I242		LRA	13.0	.0	13.0
WK-END	TOTAL	011583	I242		LRA	13.0	.0	13.0
		011583	I242		ATV	13.0	2.0	15.0
WK-END	TOTAL	011583	I242		ATV	13.0 X	2.0	15.0
		012184	I121		1CA	3.0	.0	3.0
WK-END	TOTAL	012184	I121		1CA	3.0	.0	3.0
		012184	I121		1CA	40.0	.0	40.0
WK-END	TOTAL	012184	I121		1CA	40.0	.0	40.0
		012283	I242		LRA	19.0	.0	19.0
WK-END	TOTAL	012283	I242		LRA	19.0	.0	19.0
		012884	I121		1CA	12.0	.0	12.0
WK-END	TOTAL	012884	I121		1CA	12.0	.0	12.0
		012884	I121		1CA	40.0	.0	40.0
WK-END	TOTAL	012884	I121		1CA	40.0	.0	40.0

08/01/84

MPS DATA FOR WATERFORD 3 (50/382)  
NOV. 14, 1974 TO JUNE 23, 1984

WK- ENDING	ORG CODE	SOC-SEC NO	ACT CODE	REG HRS	NON-REG HRS	TOTALHRS
WK-END	012884	I112	LRA	5.0	.0	5.0
WK-END	012884	I112	LRA	5.0	.0	5.0
WK-END	012884	I242	LRA	19.0	.0	19.0
WK-END	012884	I242	LRA	19.0	.0	19.0
WK-END	012884	I121	LRA	30.0	.0	30.0
WK-END	012884	I121	LRA	30.0	.0	30.0
WK-END	012884	I121	LRA	11.0	.0	11.0
WK-END	012884	I121	LRA	11.0	.0	11.0
WK-END	012983	I242	LRA	8.0	2.0	10.0
WK-END	012983	I242	LRA	8.0	2.0	10.0
WK-END	020484	I120	LRA	8.0	2.0	10.0
WK-END	020484	I120	LRA	8.0	2.0	10.0
WK-END	020484	I121	LRA	34.0	.0	34.0
WK-END	020484	I121	LRA	34.0	.0	34.0
WK-END	020484	I121	LRA	16.0	.0	16.0
WK-END	020484	I121	LRA	16.0	.0	16.0
WK-END	020484	I242	LRA	40.0	.0	40.0
WK-END	020484	I242	LRA	40.0	.0	40.0
WK-END	020484	I242	LRA	.0	6.0	6.0
WK-END	020484	I242	LRA	.0	6.0	6.0
WK-END	020484	I122	LRA	36.0	.0	36.0
WK-END	020484	I122	LRA	36.0	.0	36.0
WK-END	020583	I242	LRA	8.0	.0	8.0
WK-END	020583	I242	LRA	8.0	.0	8.0
WK-END	021184	I121	LRA	37.0	.0	37.0
WK-END	021184	I121	LRA	37.0	.0	37.0

SUPPORT  
FOR =

08/01/84

MPS DATA FOR WATERFORD 3 (50/382)  
NOV. 14, 1974 TO JUNE 23, 1984

		WK	ORG	SOC-SEC	ACT	REG	NON-REG	TOTALHRS
		ENDING	CODE	NO	CODE	HRS	HRS	
WK-END	TOTAL	021184	I121		1CA	<del>37.0</del>	.0	37.0
		021184	I122		1CA	20.0	.0	20.0
WK-END	TOTAL	021184	I122		1CA	20.0	.0	20.0
		021184	I121		1CA	40.0	.0	40.0
WK-END	TOTAL	021184	I121		1CA	40.0	.0	40.0
		021184	I122		1CA	40.0	.0	40.0
WK-END	TOTAL	021184	I122		1CA	40.0	.0	40.0
		021184	I121		1CA	40.0	.0	40.0
WK-END	TOTAL	021184	I121		1CA	40.0	.0	40.0
		021184	I242		10R	37.0	15.0	52.0
WK-END	TOTAL	021184	I242		10R	<del>37.0</del>	15.0	52.0
		021184	I242		ATV	3.0	5.0	8.0
WK-END	TOTAL	021184	I242		ATV	<del>3.0</del> X	5.0	8.0
		021184	I121		1CA	28.0	6.0	34.0
WK-END	TOTAL	021184	I121		1CA	28.0	6.0	34.0
		021184	I122		1CA	16.0	2.0	18.0
WK-END	TOTAL	021184	I122		1CA	16.0	2.0	18.0
		021184	I121		1CA	1.0	.0	1.0
WK-END	TOTAL	021184	I121		1CA	1.0	.0	1.0
		021283	I242		LRA	33.0	5.0	38.0
WK-END	TOTAL	021283	I242		LRA	33.0	5.0	38.0
		021283	I242		ATV	7.0	7.0	14.0
WK-END	TOTAL	021283	I242		ATV	<del>7.0</del> X	7.0	14.0
		021884	I120		1CA	16.0	7.0	23.0

Support

25

08/01/84

MPS DATA FOR WATERFORD 3 (50/382)  
NOV. 14, 1974 TO JUNE 23, 1984

		WK ENDING	ORG CODE	SOC-SEC NO	ACT CODE	REG HRS	NON-REG HRS	TOTALHRS
WK-END	TOTAL	021884	I120		1CA	16.0	7.0	23.0
		021884	I121		1CA	40.0	8.0	48.0
WK-END	TOTAL	021884	I121		1CA	40.0	8.0	48.0
		021884	I122		1CA	40.0	8.0	48.0
WK-END	TOTAL	021884	I122		1CA	40.0	8.0	48.0
		021884	I121		ATV	3.0	1.0	4.0
WK-END	TOTAL	021884	I121		<del>ATV</del>	<del>3.0</del>	1.0	4.0
		021884	I121		1CA	37.0	8.0	45.0
WK-END	TOTAL	021884	I121		1CA	37.0	8.0	45.0
		021884	I122		1CA	36.0	8.0	44.0
WK-END	TOTAL	021884	I122		1CA	36.0	8.0	44.0
		021884	I121		1CA	36.0	16.0	52.0
WK-END	TOTAL	021884	I121		1CA	36.0	16.0	52.0
		021884	I121		ATV	4.0	.0	4.0
WK-END	TOTAL	021884	I121		<del>ATV</del>	<del>4.0</del>	.0	4.0
		021884	I242		10R	15.0	7.0	22.0
WK-END	TOTAL	021884	I242		10R	15.0	7.0	22.0
		021884	I121		1CA	36.0	14.0	50.0
WK-END	TOTAL	021884	I121		1CA	36.0	14.0	50.0
		021884	I122		1CA	16.0	.0	16.0
WK-END	TOTAL	021884	I122		1CA	16.0	.0	16.0
		021983	I242		LRA	9.0	.0	9.0
WK-END	TOTAL	021983	I242		LRA	9.0	.0	9.0


SUPPORT

27

		WK ENDING	ORG CODE	SOC-SEC NO	ACT CODE	REG HRS	NON-REG HRS	TOTALHRS
		022584	I122		1CA	16.0	.0	16.0
WK-END	TOTAL	022584	I122		1CA	16.0	.0	16.0
		022584	I122		ATV	.0	6.0	6.0
WK-END	TOTAL	022584	I122		ATV	.0	6.0	6.0
		022584	I122		1CA	32.0	16.0	48.0
WK-END	TOTAL	022584	I122		1CA	32.0	16.0	48.0
		022584	I121		1CA	28.0	10.0	38.0
WK-END	TOTAL	022584	I121		1CA	28.0	10.0	38.0
		022584	I121		1CA	32.0	16.0	48.0
WK-END	TOTAL	022584	I121		1CA	32.0	16.0	48.0
		022584	I121		1CA	28.0	18.0	46.0
WK-END	TOTAL	022584	I121		1CA	28.0	18.0	46.0
		022584	I121		1CA	27.0	10.0	37.0
WK-END	TOTAL	022584	I121		1CA	27.0	10.0	37.0
		022584	I122		1CA	32.0	.0	32.0
WK-END	TOTAL	022584	I122		1CA	32.0	.0	32.0
		022584	I242		10R	11.0	3.0	14.0
WK-END	TOTAL	022584	I242		10R	11.0	3.0	14.0
		022584	I242		LRA	11.0	.0	11.0
WK-END	TOTAL	022584	I242		LRA	11.0	.0	11.0
		02683	I242		10R	25.0	.0	25.0
WK-END	TOTAL	02683	I242		10R	25.0	.0	25.0
		030384	I122		1CA	4.0	4.0	8.0
WK-END	TOTAL	030384	I122		1CA	4.0	4.0	8.0

SUPPORT T1

246



02/01/84

MPS DATA FOR WATERFORD 3 (50/382)  
NOV. 14, 1974 TO JUNE 23, 1984

WK	ORG	SOC-SEC	ACT	REG	NON-REG	TOTALHRS
ENDING	CODE	NO	CODE	HRS	HRS	
WK-END	TOTAL	030384	112	32.0	.0	32.0
WK-END	TOTAL	030384	112	32.0	.0	32.0
WK-END	TOTAL	030384	112	40.0	.0	40.0
WK-END	TOTAL	030384	112	40.0	.0	40.0
WK-END	TOTAL	030384	112	40.0	.0	40.0
WK-END	TOTAL	030384	112	24.0	.0	24.0
WK-END	TOTAL	030384	112	24.0	.0	24.0
WK-END	TOTAL	030384	112	32.0	.0	32.0
WK-END	TOTAL	030384	112	32.0	.0	32.0
WK-END	TOTAL	030384	112	34.0	.0	34.0
WK-END	TOTAL	030384	112	34.0	.0	34.0
WK-END	TOTAL	030384	112	10.0	.0	10.0
WK-END	TOTAL	030384	112	10.0	.0	10.0
WK-END	TOTAL	030384	112	5.0	1.0	6.0
WK-END	TOTAL	030384	112	5.0	1.0	6.0
WK-END	TOTAL	030583	1292	35.0	11.0	46.0
WK-END	TOTAL	030583	1292	35.0	11.0	46.0
WK-END	TOTAL	030583	1292	35.0	11.0	46.0
WK-END	TOTAL	030583	1292	5.0	3.0	8.0
WK-END	TOTAL	030583	1292	5.0	3.0	8.0
WK-END	TOTAL	031084	1121	6.0	.0	6.0
WK-END	TOTAL	031084	1121	6.0	.0	6.0
WK-END	TOTAL	031084	1121	39.0	.0	39.0
WK-END	TOTAL	031084	1121	39.0	.0	39.0

SUPPORS 71



		WK ENDING	ORG CODE	SOC-SEC NO	ACT CODE	REG HRS	NON-REG HRS	TOTALHRS
WK-END	TOTAL	031084	I121		1CA	39.0	.0	39.0
		031084	I121		1CA	40.0	.0	40.0
WK-END	TOTAL	031084	I121		1CA	40.0	.0	40.0
		031084	I242		LRA	2.0	.0	2.0
WK-END	TOTAL	031084	I242		LRA	2.0	.0	2.0
		031084	I242		10R	2.0	.0	2.0
WK-END	TOTAL	031084	I242		10R	2.0	.0	2.0
		031084	I122		1CA	40.0	.0	40.0
WK-END	TOTAL	031084	I122		1CA	40.0	.0	40.0
		031084	I112		LRA	7.0	.0	7.0
WK-END	TOTAL	031084	I112		LRA	7.0	.0	7.0
		031084	I121		1CA	38.0	.0	38.0
WK-END	TOTAL	031084	I121		1CA	38.0	.0	38.0
		031084	I121		1CA	1.0	.0	1.0
WK-END	TOTAL	031084	I121		1CA	1.0	.0	1.0
		031084	I121		1CA	8.0	.0	8.0
WK-END	TOTAL	031084	I122		1CA	8.0	.0	8.0
		031084	I121		1CA	16.0	2.0	18.0
WK-END	TOTAL	031084	I121		1CA	16.0	2.0	18.0
		031283	1032		10R	40.0	4.0	44.0
WK-END	TOTAL	031283	1032		10R	40.0	4.0	44.0
		031283	I242		LRA	17.0	.0	17.0
WK-END	TOTAL	031283	I242		LRA	17.0	.0	17.0
		031283	I242		10R	.0	3.0	3.0

SUPPORT  
T01

WK-ENO	WK	ORG	100-SEC	ACT	REG	NON-REG	TOTALHRS
	ENDING	CODE	NO	CODE	HRS	HRS	
WK-END	TOTAL	031283	1242	10R	.0	3.0	3.0
		031784	1121	ICA	34.0	1.0	35.0
WK-END	TOTAL	031784	1121	ICA	34.0	1.0	35.0
WK-END	TOTAL	031784	1121	ATV	6.0	.0	6.0
WK-END	TOTAL	031784	1121	ATV	6.0	.0	6.0
WK-END	TOTAL	031784	1121	ICA	40.0	8.0	48.0
WK-END	TOTAL	031784	1121	ICA	40.0	8.0	48.0
WK-END	TOTAL	031784	1122	ICA	40.0	8.0	48.0
WK-END	TOTAL	031784	1122	LRA	8.0	1.0	9.0
WK-END	TOTAL	031784	1242	LRA	8.0	1.0	9.0
WK-END	TOTAL	031784	1242	10R	5.0	.0	5.0
WK-END	TOTAL	031784	1242	10R	5.0	.0	5.0
WK-END	TOTAL	031784	1242	LRA	3.0	.0	3.0
WK-END	TOTAL	031784	1242	LRA	3.0	.0	3.0
WK-END	TOTAL	031784	1122	ICA	40.0	8.0	48.0
WK-END	TOTAL	031784	1112	LRA	5.0	.0	5.0
WK-END	TOTAL	031784	1112	LRA	5.0	.0	5.0
WK-END	TOTAL	031784	1121	ICA	36.0	12.0	48.0
WK-END	TOTAL	031784	1121	ICA	36.0	12.0	48.0
WK-END	TOTAL	031784	1121	ICA	36.0	14.0	50.0
WK-END	TOTAL	031784	1121	ICA	36.0	14.0	50.0

SUPPONS

103

05/01/74

MPS DATA FOR WATERFORD # (50/382)  
NOV. 14, 1974 TO JUNE 23, 1984

WK- ENDING	WK ENDING	DRG CODE	SOC-SEC NO	ACT CODE	REG HRS	NON-REG HRS	TOTALHRS
	032484	1122		1CA	40.0	4.0	44.0
WK-END	TOTAL	032484	1122	1CA	40.0	4.0	44.0
	032484	1121		1CA	40.0	.0	40.0
WK-END	TOTAL	032484	1121	1CA	40.0	.0	40.0
	032484	1120		1CA	32.0	12.0	44.0
WK-END	TOTAL	032484	1120	1CA	32.0	12.0	44.0
	032484	1121		1CA	40.0	4.0	44.0
WK-END	TOTAL	032484	1121	1CA	40.0	4.0	44.0
	032484	1242		LRA	16.0	3.0	19.0
WK-END	TOTAL	032484	1242	LRA	16.0	3.0	19.0
	032484	1121		1CA	40.0	4.0	44.0
WK-END	TOTAL	032484	1121	1CA	40.0	4.0	44.0
	032484	1121		LRA	26.0	1.0	27.0
WK-END	TOTAL	032484	1121	LRA	26.0	1.0	27.0
	032484	1112		LRA	26.0	1.0	27.0
WK-END	TOTAL	032484	1112	LRA	26.0	1.0	27.0
	032484	1122		1CA	40.0	.0	40.0
WK-END	TOTAL	032484	1122	1CA	40.0	.0	40.0
	032484	1121		1CA	36.0	5.0	41.0
WK-END	TOTAL	032484	1121	1CA	36.0	5.0	41.0
	032484	1121		ATV	4.0	3.0	7.0
WK-END	TOTAL	032484	1121	ATV	4.0	3.0	7.0
	032484	1242		LRA	3.0	.0	3.0
WK-END	TOTAL	032484	1242	LRA	3.0	.0	3.0
	032484	1242		LRA	6.0	5.0	11.0
WK-END	TOTAL	032484	1242	LRA	6.0	5.0	11.0
	032484	1242		LRA	6.0	5.0	11.0
WK-END	TOTAL	032484	1242	LRA	6.0	5.0	11.0

4.0 X

WK- ENDING	ORG CODE	SEC NO	ACT CODE	REG HRS	NON-REG HRS	TOTALHRS
WK-END TOTAL	033184	1122	ICA	36.0	.0	36.0
WK-END TOTAL	033184	1122	ICA	36.0	.0	36.0
WK-END TOTAL	033184	1121	ICA	20.0	.0	20.0
WK-END TOTAL	033184	1121	ICA	20.0	.0	20.0
WK-END TOTAL	033184	1111	STF	6.0	.0	6.0
WK-END TOTAL	033184	1111	STF	6.0	.0	6.0
WK-END TOTAL	033184	1121	ICA	3.0	.0	3.0
WK-END TOTAL	033184	1121	ICA	3.0	.0	3.0
WK-END TOTAL	033184	1121	ICA	20.0	2.0	22.0
WK-END TOTAL	033184	1121	ICA	30.0	2.0	32.0
WK-END TOTAL	033184	1242	LRA	13.0	.0	13.0
WK-END TOTAL	033184	1242	LRA	13.0	.0	13.0
WK-END TOTAL	033184	1121	ICA	32.0	.0	32.0
WK-END TOTAL	033184	1112	ICA	32.0	.0	32.0
WK-END TOTAL	033184	1112	LRA	36.0	1.0	37.0
WK-END TOTAL	033184	1112	LRA	36.0	1.0	37.0
WK-END TOTAL	033184	1112	ICA	40.0	.0	40.0
WK-END TOTAL	033184	1112	ICA	40.0	.0	40.0
WK-END TOTAL	033184	1121	ICA	16.0	.0	16.0
WK-END TOTAL	033184	1121	ICA	16.0	.0	16.0
WK-END TOTAL	040784	1122	PR1	36.0	28.0	64.0
WK-END TOTAL	040784	1122	PR1	36.0	28.0	64.0
WK-END TOTAL	040784	1211	PR1	4.0	.0	4.0

*Supers to  
 STF = Supers  
 Problems*

7

08/01/84

MPS DATA FOR WATERFORD (50/382)  
NOV. 14, 1974 TO JUNE 23, 1984

TOTAL HRS

WK-END	WK ENDING	ORG CODE	SOC-SEC	ACT CODE	REG HRS	NON-REG HRS	TOTAL HRS
	TOTAL	040784 I211		PR1	6.0	.0	6.0
		040784 I121		1CA	22.0	.0	22.0
WK-END	TOTAL	040784 I121		1CA	22.0	.0	22.0
		040784 I121		1CA	38.0	4.0	42.0
WK-END	TOTAL	040784 I121		1CA	38.0	4.0	42.0
		040784 I122		1CA	32.0	.0	32.0
WK-END	TOTAL	040784 I122		1CA	32.0	.0	32.0
		040784 I020		PR1	40.0	41.0	81.0
WK-END	TOTAL	040784 I020		PR1	40.0	41.0	81.0
		040784 I121		1CA	32.0	.0	32.0
WK-END	TOTAL	040784 I121		1CA	32.0	.0	32.0
		040784 I112		LRA	20.0	.0	20.0
WK-END	TOTAL	040784 I112		LRA	20.0	.0	20.0
		040784 I242		LRA	1.0	.0	1.0
WK-END	TOTAL	040784 I242		LRA	1.0	.0	1.0
		040784 I121		1CA	40.0	.0	40.0
WK-END	TOTAL	040784 I121		1CA	40.0	.0	40.0
		040983 I113		LRA	3.0	.0	3.0
WK-END	TOTAL	040983 I113		LRA	3.0	.0	3.0
		040983 I242		LRA	7.0	.0	7.0
WK-END	TOTAL	040983 I242		LRA	7.0	.0	7.0
		041484 I122		1CA	8.0	.0	8.0
WK-END	TOTAL	041484 I122		1CA	8.0	.0	8.0
		041484 I122		PR1	40.0	20.0	60.0
WK-END	TOTAL	041484 I122		PR1	40.0	20.0	60.0

Support

2/3

MPS DATA FOR WATERFORD 3 (50/382)  
NOV. 14, 1974 TO JUNE 23, 1984

WK- ENDING	WK- END	ORG CODE	SIC- SEC NO	ACT CODE	REG HRS	NON- REG HRS	TOTALHRS
042184	1242			LVA	3.0	.0	3.0
042184	1242			LRA	3.0	.0	3.0
042184	1122			ICA	20.0	.0	20.0
042184	1122			ICA	20.0	.0	20.0
042184	1121			ICA	30.0	2.0	32.0
042184	1121			ICA	30.0	2.0	32.0
042184	1122			PR1	40.0	20.0	60.0
042184	1122			PR1	40.0	20.0	60.0
042184	1032			10P	8.0	.0	8.0
042184	1032			10R	8.0	.0	8.0
042184	1112			LRA	1.0	.0	1.0
042184	1112			LRA	1.0	.0	1.0
042184	1122			ICA	16.0	.0	16.0
042184	1122			ICA	16.0	.0	16.0
042184	1211			PR1	24.0	12.0	36.0
042184	1211			PR1	24.0	12.0	36.0
042184	1121			ICA	12.0	.0	12.0
042184	1121			ICA	12.0	.0	12.0
042184	1241			LRA	3.0	.0	3.0
042184	1241			LRA	3.0	.0	3.0
042184	1112			LRA	3.0	.0	3.0
042184	1112			LRA	3.0	.0	3.0
042184	1121			ICA	24.0	.0	24.0
042184	1121			ICA	24.0	.0	24.0

SUPPONS TO RE

11/1

08/01/84

MPS DATA FOR WATERFORD 3 (50/382)  
 NOV. 14, 1974 TO JUNE 23, 1984

		WK ENDING	ORG CODE	SOC-SEC NO	ACT CODE	REG HRS	NON-REG HRS	TOTALHRS
WK-END	TOTAL	041484	I122		PR1	40.0	20.0	60.0
		041484	I211		PR1	31.0	18.0	49.0
WK-END	TOTAL	041484	I211		PR1	31.0	18.0	49.0
		041484	I211		ATV	9.0	5.0	14.0
WK-END	TOTAL	041484	I211		ATV	9.0	5.0	14.0
		041484	I121		1CA	22.0	.0	22.0
WK-END	TOTAL	041484	I121		1CA	22.0	.0	22.0
		041484	I121		1CA	30.0	2.0	32.0
WK-END	TOTAL	041484	I121		1CA	30.0	2.0	32.0
		041484	I020		PR1	40.0	28.0	68.0
WK-END	TOTAL	041484	I020		PR1	40.0	28.0	68.0
		041484	I121		1CA	24.0	.0	24.0
WK-END	TOTAL	041484	I121		1CA	24.0	.0	24.0
		041484	I121		1CA	40.0	.0	40.0
WK-END	TOTAL	041484	I121		1CA	40.0	.0	40.0
		041484	I122		1CA	40.0	.0	40.0
WK-END	TOTAL	041484	I122		1CA	80.0	.0	80.0
		042184	I121		1CA	20.0	.0	20.0
WK-END	TOTAL	042184	I121		1CA	20.0	.0	20.0
		042184	I121		1CA	24.0	.0	24.0
WK-END	TOTAL	042184	I121		1CA	24.0	.0	24.0
		042184	I121		1CA	40.0	.0	40.0
WK-END	TOTAL	042184	I121		1CA	40.0	.0	40.0

SUPPORT

1/2

08/01/84

MPS DATA FOR WATERFORD 3 (50/382)  
NOV. 14, 1974 TO JUNE 23, 1984

WK- END	WK ENDING	ORG CODE	SOC-SEC NO	ACT CODE	REG HRS	NON-REG HRS	TOTALHRS
	TOTAL	042884	I121	1CA	24.0	.0	24.0
		042884	I242	LRA	4.0	.0	4.0
	TOTAL	042884	I242	LRA	4.0	.0	4.0
		042884	I020	PR1	40.0	27.0	67.0
	TOTAL	042884	I020	PR1	40.0	27.0	67.0
		042884	I121	1CA	33.0	.0	33.0
	TOTAL	042884	I121	1CA	33.0	.0	33.0
		042884	I122	PR1	40.0	.0	40.0
	TOTAL	042884	I122	PR1	40.0	.0	40.0
		042884	I211	PR1	32.0	33.0	65.0
	TOTAL	042884	I211	PR1	32.0	33.0	65.0
		042884	I211	ATV	8.0	.0	8.0
	TOTAL	042884	I211	ATV	8.0	.0	8.0
		043083	I241	LRA	2.0	.0	2.0
	TOTAL	043083	I241	LRA	2.0	.0	2.0
		043083	I242	LRA	1.0	.0	1.0
	TOTAL	043083	I242	LRA	1.0	.0	1.0
		050584	I211	PR1	40.0	30.0	70.0
	TOTAL	050584	I211	PR1	40.0	30.0	70.0
		050584	I122	PR1	36.0	20.0	56.0
	TOTAL	050584	I122	PR1	36.0	20.0	56.0
		050584	I122	ATV	4.0	4.0	8.0
	TOTAL	050584	I122	ATV	4.0	4.0	8.0
		050584	I020	AFE	40.0	18.0	58.0

Support TO

1

X

X

1.0



08/01/84

MPS DATA FOR WATERFORD 3 (50/382)  
NOV. 14, 1974 TO JUNE 23, 1984

		WK ENDING	ORG CODE	SOC-SEC NO	ACT CODE	REG HRS	NON-REG HRS	TOTALHRS
WK-END	TOTAL	<u>050584</u>	<u>I020</u>		<u>AFE</u>	<u>50.0</u> X	18.0	58.0
		050584	I000		1CA	36.0	.0	36.0
WK-END	TOTAL	050584	I000		1CA	36.0	.0	36.0
		050584	I121		1CA	40.0	.0	40.0
WK-END	TOTAL	050584	I121		1CA	40.0	.0	40.0
		050584	I121		AF1	1.0	.0	1.0
WK-END	TOTAL	<u>050584</u>	<u>I121</u>		<u>AF1</u>	<u>1.0</u> X	.0	1.0
		050584	I121		1CA	37.0	.0	37.0
WK-END	TOTAL	050584	I121		1CA	37.0	.0	37.0
		050584	I122		1CA	40.0	.0	40.0
WK-END	TOTAL	050584	I122		1CA	40.0	.0	40.0
		050783	I242		LRA	2.0	.0	2.0
WK-END	TOTAL	050783	I242		LRA	2.0	.0	2.0
		051284	I211		PR1	40.0	.0	40.0
WK-END	TOTAL	<u>051284</u>	<u>I211</u>		<u>PR1</u>	<u>40.0</u>	.0	<u>40.0</u>
		051284	I121		1CA	5.0	.0	5.0
WK-END	TOTAL	051284	I121		1CA	5.0	.0	5.0
		051284	I122		PR1	40.0	20.0	60.0
WK-END	TOTAL	<u>051284</u>	<u>I122</u>		<u>PR1</u>	<u>40.0</u>	<u>20.0</u>	<u>60.0</u>
		051284	I000		1CA	20.0	.0	20.0
WK-END	TOTAL	051284	I000		1CA	20.0	.0	20.0
		051284	I121		1CA	38.0	.0	38.0
WK-END	TOTAL	051284	I121		1CA	38.0	.0	38.0

SUPPL

200

08/01/84

MPS DATA FOR WATERFORD 3 (50/382)  
NOV. 14, 1974 TO JUNE 23, 1984

Support

WK ENDING	ORG CODE	SOC-SEC NO	ACT CODE	REG HRS	NON-REG HRS	TOTAL HRS
	051284	I121	1CA	40.0	2.0	42.0
WK-END	TOTAL			40.0	2.0	42.0
	051284	I242	LRA	4.0	.0	4.0
WK-END	TOTAL			4.0	.0	4.0
	051284	I121	1CA	10.0	.0	10.0
WK-END	TOTAL			10.0	.0	10.0
	051284	I112	LRA	1.0	.0	1.0
WK-END	TOTAL			1.0	.0	1.0
	051284	I112	LRA	1.0	.0	1.0
WK-END	TOTAL			1.0	.0	1.0
	051984	I211	PR1	32.0	30.0	62.0
WK-END	TOTAL			32.0	30.0	62.0
	051984	I211	PR1	32.0	30.0	62.0
WK-END	TOTAL			32.0	30.0	62.0
	051984	I211	ATV	8.0	.0	8.0
WK-END	TOTAL			8.0	.0	8.0
	051984	I211	ATV	8.0	.0	8.0
WK-END	TOTAL			8.0	.0	8.0
	051984	I121	PR1	36.0	16.0	52.0
WK-END	TOTAL			36.0	16.0	52.0
	051984	I111	AFE	40.0	12.0	52.0
WK-END	TOTAL			40.0	12.0	52.0
	051984	I111	AFE	40.0	12.0	52.0
WK-END	TOTAL			40.0	12.0	52.0
	051984	I032	10R	16.0	.0	16.0
WK-END	TOTAL			16.0	.0	16.0
	051984	I032	10R	16.0	.0	16.0
WK-END	TOTAL			16.0	.0	16.0
	051984	I032	ATV	.0	6.0	6.0
WK-END	TOTAL			.0	6.0	6.0
	051984	I032	ATV	.0	6.0	6.0
WK-END	TOTAL			.0	6.0	6.0
	051984	I122	1CA	8.0	.0	8.0
WK-END	TOTAL			8.0	.0	8.0
	051984	I122	1CA	8.0	.0	8.0
WK-END	TOTAL			8.0	.0	8.0
	051984	I242	LRA	10.0	.0	10.0
WK-END	TOTAL			10.0	.0	10.0
	051984	I242	LRA	10.0	.0	10.0
WK-END	TOTAL			10.0	.0	10.0

101

08/01/84

MPS DATA FOR WATERFORD (50/382)  
NOV. 14, 1974 TO JUNE 23, 1984

TOTALHRS

NON-REG  
HRS

REG  
HRS

ACT  
CODE

SOC-SEC  
NO

ORG  
CODE

WK  
ENDING

WK ENDING	ORG CODE	SOC-SEC NO	ACT CODE	REG HRS	NON-REG HRS	TOTALHRS
051984	I121		1CA	8.0	.0	8.0
TOTAL				8.0	.0	8.0
051984	I121		AF1	4.0	.0	4.0
TOTAL				4.0	.0	4.0
051984	I121		1CA	16.0	.0	16.0
TOTAL				16.0	.0	16.0
051984	I111		PR1	32.0	8.0	40.0
TOTAL				32.0	8.0	40.0
051984	I112		LRA	16.0	.0	16.0
TOTAL				16.0	.0	16.0
051984	I112		LRA	1.0	.0	1.0
TOTAL				1.0	.0	1.0
052183	I242		LRA	6.0	.0	6.0
TOTAL				6.0	.0	6.0
052684	I211		PR1	40.0	14.0	54.0
TOTAL				40.0	14.0	54.0
052684	I121		DR1	8.0	6.0	14.0
TOTAL				8.0	6.0	14.0
052684	I111		AFE	24.0	4.0	28.0
TOTAL				24.0	4.0	28.0
052684	I020		AFE	40.0	26.0	66.0
TOTAL				40.0	26.0	66.0
052684	I020		1CA	34.0	.0	34.0
TOTAL				34.0	.0	34.0

Supp  
250

1

1.6

08/01/84

MPS DATA FOR MA\ERFORD (50/382)  
NOV. 16, 1974 TO JUNE 23, 1984

SUPPORT

WK- END	WK ENDING	ORG CODE	SOC-SEC NO	ACT CODE	REG HRS	NON-REG HRS	TOTAL HRS
TOTAL	052684	I122		1CA	34.0	.0	34.0
WK-END	052684	I121		1CA	40.0	.0	40.0
WK-END	052684	I121		1CA	40.0	.0	40.0
WK-END	052883	I242		10R	2.0	2.0	4.0
WK-END	052883	I242		10R	2.0	2.0	4.0
WK-END	060284	I121		1CA	3.0	.0	3.0
WK-END	060284	I121		1CA	3.0	.0	3.0
WK-END	060284	I121		1CA	25.0	.0	25.0
WK-END	060284	I121		1CA	25.0	.0	25.0
WK-END	060284	I121		BR1	3.0	.0	3.0
WK-END	060284	I121		BR1	3.0	.0	3.0
WK-END	060284	I121		BR1	32.0	20.0	52.0
WK-END	060284	I121		BR1	32.0	20.0	52.0
WK-END	060284	I211		PR1	32.0	12.0	44.0
WK-END	060284	I211		PR1	32.0	12.0	44.0
WK-END	060284	I111		DR1	16.0	4.0	20.0
WK-END	060284	I111		DR1	16.0	4.0	20.0
WK-END	060284	I112		LRA	4.0	.0	4.0
WK-END	060284	I112		LRA	4.0	.0	4.0
WK-END	060284	I242		LRA	3.0	.0	3.0
WK-END	060284	I242		LRA	3.0	.0	3.0
WK-END	060483	I242		LRA	3.0	.0	3.0
WK-END	060483	I242		LRA	3.0	.0	3.0
WK-END	060984	I121		1CA	4.0	.0	4.0

100

08/01/84

MPS DATA FOR WATERFORD 3 (50/382)  
NOV. 14, 1974 TO JUNE 23, 1984

SUPP

WK- END	TOTAL	WK END	ORG CODE	SOC-SEC NO	ACT CODE	REG HRS	NON-REG HRS	TOTALHRS
WK- END	TOTAL	060984	I121		1CA	4.0	.0	4.0
		060984	I120		STF	6.0	2.0	8.0
WK- END	TOTAL	060984	I120		SIF	6.0	2.0	8.0
		060984	I121		1CA	16.0	.0	16.0
WK- END	TOTAL	060984	I121		1CA	16.0	.0	16.0
		060984	I121		BR1	24.0	.0	24.0
WK- END	TOTAL	060984	I121		BR1	24.0	.0	24.0
		060984	I121		1CA	4.0	.0	4.0
WK- END	TOTAL	060984	I121		1CA	4.0	.0	4.0
		060984	I121		DR1	32.0	16.0	48.0
WK- END	TOTAL	060984	I121		DR1	32.0	16.0	48.0
		060984	I211		PR1	40.0	12.0	52.0
WK- END	TOTAL	060984	I211		PR1	40.0	12.0	52.0
		060984	I150		AFE	10.0	.0	10.0
WK- END	TOTAL	060984	I150		AFE	10.0	.0	10.0
		060984	I242		LRA	6.0	.0	6.0
WK- END	TOTAL	060984	I242		LRA	6.0	.0	6.0
		061183	I242		LRA	8.0	.0	8.0
WK- END	TOTAL	061183	I242		LRA	8.0	.0	8.0
		061684	I211		DR1	40.0	10.0	50.0
WK- END	TOTAL	061684	I211		DR1	40.0	10.0	50.0
		061684	I121		1CA	32.0	.0	32.0
WK- END	TOTAL	061684	I121		1CA	32.0	.0	32.0

08/01/84

MPS DATA FOR WATERFORD 3 (50/382)  
NOV. 14, 1974 TO JUN. 23, 1984

	WK ENDING	ORG CODE	SOC-SEC NO	ACT CODE	REG HRS	NON-REG HRS	TOTALHRS
	061684	I121		BR1	4.0	.0	4.0
WK-END TOTAL	061684	I121		BR1	4.0	.0	4.0
	061684	I121		1CA	5.0	.0	5.0
WK-END TOTAL	061684	I121		1CA	5.0	.0	5.0
	061684	I121		DR1	32.0	8.0	40.0
WK-END TOTAL	061684	I121		DR1	32.0	8.0	40.0
	061684	I121		1CA	8.0	.0	8.0
WK-END TOTAL	061684	I121		1CA	8.0	.0	8.0
	061684	I122		1CA	4.0	.0	4.0
WK-END TOTAL	061684	I122		1CA	4.0	.0	4.0
	062384	I211		DR1	32.0	6.0	38.0
WK-END TOTAL	062384	I211		DR1	32.0	6.0	38.0
	062384	I121		1CA	10.0	.0	10.0
WK-END TOTAL	062384	I121		1CA	10.0	.0	10.0
	062384	I121		1CA	36.0	.0	36.0
WK-END TOTAL	062384	I121		1CA	36.0	.0	36.0
	062384	I121		ATV	4.0	.0	4.0
WK-END TOTAL	062384	I121		ATV	4.0	.0	4.0
	062384	I121		1CA	4.0	.0	4.0
WK-END TOTAL	062384	I121		1CA	4.0	.0	4.0
	062384	I120		1CA	16.0	4.0	20.0
WK-END TOTAL	062384	I120		1CA	16.0	4.0	20.0
	062384	I121		DR1	32.0	6.0	38.0
WK-END TOTAL	062384	I121		DR1	32.0	6.0	38.0

SUPPORT

X

08/01/84

MPS DATA FOR WATERFORD (50/362)  
NOV. 14, 1974 TO JUNE 23, 1984

TOTALHRS

WK ENDING WK ORG SOC-SEC ACT REG NON-REG  
ENDING CODE NO CODE HRS HRS

WK ENDING	WK ORG	SOC-SEC NO	ACT CODE	REG HRS	NON-REG HRS	TOTALHRS
	062583	I032	10R	4.0	.0	4.0
WK-END TOTAL	062583	I032	10R	4.0	.0	4.0
	062583	I242	LRA	4.0	.0	4.0
WK-END TOTAL	062583	I242	LRA	4.0	.0	4.0
	070283	I242	LRA	2.0	.0	2.0
WK-END TOTAL	070283	I242	LRA	2.0	.0	2.0
	070283	I032	10R	32.0	3.0	35.0
WK-END TOTAL	070283	I032	10R	32.0	3.0	35.0
	070283	I111	EVA	40.0	16.0	56.0
WK-END TOTAL	070283	I111	EVA	40.0	16.0	56.0
	070983	I242	LRA	2.0	.0	2.0
WK-END TOTAL	070983	I242	LRA	2.0	.0	2.0
	071683	I113	LRA	8.0	5.0	13.0
WK-END TOTAL	071683	I113	LRA	8.0	5.0	13.0
	072383	I113	L0A	8.0	6.0	14.0
WK-END TOTAL	072383	I113	L0A	8.0	6.0	14.0
	081383	I242	LRA	2.0	.0	2.0
WK-END TOTAL	081383	I242	LRA	2.0	.0	2.0
	081383	I032	10R	7.0	.0	7.0
WK-END TOTAL	081383	I032	10R	7.0	.0	7.0
	082083	I032	10R	1.0	.0	1.0
WK-END TOTAL	082083	I032	10R	1.0	.0	1.0
	082783	I242	LRA	2.0	.0	2.0

SUPP

X

L

08/01/84

MPS DATA FOR WATERFORD 3 (50/382)  
NOV. 14, 1974 TO JUNE 23, 1984

WK- ENDING	WK ENDING	DRG CODE	SOC-SEC NO	ACT CODE	REG HRS	NON-REG HRS	TOTALHRS
WK-END	TOTAL	082783	I242	LRA	2.0	.0	2.0
		092483	I242	LRA	9.0	.0	9.0
WK-END	TOTAL	092483	I242	LRA	9.0	.0	9.0
		100183	I242	LRA	2.0	.0	2.0
WK-END	TOTAL	100183	I242	LRA	2.0	.0	2.0
		100883	I242	LRA	1.0	.0	1.0
WK-END	TOTAL	100883	I242	LRA	1.0	.0	1.0
		100982	I412	LOA	3.0	.0	3.0
WK-END	TOTAL	100982	I412	LOA	3.0	.0	3.0
		102283	I242	LRA	2.0	.0	2.0
WK-END	TOTAL	102283	I242	LRA	2.0	.0	2.0
		102382	I412	LRA	3.0	.0	3.0
WK-END	TOTAL	102382	I412	LRA	3.0	.0	3.0
		103082	I412	LRA	4.0	.0	4.0
WK-END	TOTAL	103082	I412	LRA	4.0	.0	4.0
		110583	I242	LRA	10.0	.0	10.0
WK-END	TOTAL	110583	I242	LRA	10.0	.0	10.0
		110583	I242	ATV	6.0	7.0	13.0
WK-END	TOTAL	110583	I242	ATV	6.0	7.0	13.0
		110682	I412	LRA	4.0	.0	4.0
WK-END	TOTAL	110682	I412	LRA	4.0	.0	4.0
		111382	I412	LRA	18.0	.0	18.0
WK-END	TOTAL	111382	I412	LRA	18.0	.0	18.0
		112082	I412	LRA	5.0	.0	5.0

6.0 X

5



08/01/84

MPS DATA FOR WATERFORD (50/3823)  
NOV. 14, 1974 TO JUNE 23, 1984

	WK ENDING	ORG CODE	SOC-SEC NO	ACT CODE	REG HRS	NON-REG HRS	TOTALHRS
WK-END	TOTAL	112082	1412	LRA	5.0	.0	5.0
		112782	1412	LRA	6.0	.0	6.0
WK-END	TOTAL	112782	1412	LRA	6.0	.0	6.0
		120482	1412	LRA	22.0	.0	22.0
WK-END	TOTAL	120482	1412	LRA	22.0	.0	22.0
		121182	1412	LRA	17.0	.0	17.0
WK-END	TOTAL	121182	1412	LRA	17.0	.0	17.0
		121882	1412	LRA	24.0	.0	24.0
WK-END	TOTAL	121882	1412	LRA	24.0	.0	24.0
		122582	1412	LRA	14.0	.0	14.0
WK-END	TOTAL	122582	1412	LRA	14.0	.0	14.0

LINK ENDING	ORG CODE	SOC-SEC NO	ACT CODE	REG HRS	NON-REG HRS	TOTAL HRS
GRAND	TOTAL			5,288.0	925.0	6,213.0

5288  
-1557  
 3731

LRA = LICENSING FOR OL


I1-- QA LICENSING  
 I2-- } EP LICENSING  
 I4-- }

ICA = CONSTRUCTION APPRAISAL TEAM INSPECTION

Region IV

Jim -

Region IV cases appear to be cases where Chapter 17 of <sup>the</sup> FSAR covered QA because, from the IE-QUAB list, only Arkansas Power & Light has a topical and that licensee does not have a plant undergoing OL Review. Therefore, any QRT or QA time should be included under OL review for each respective case.



Reba

10/22/84

Encl:

Region IV Cases at Issue on QA review.





U.S.N.R.C. MANPOWER SYSTEM  
 REGU. MAN HOURS EXPENDED FOR THE SELECTED DOCKET  
 FROM CP ISSUE DATE THROUGH END FY '83

REGION IV - DL REVIEW  
 05000382 WATERFORD 3

		EMPLOYEE NAME	REGULAR HOURS
PP1 ROUTINE INSPECTION			
EMPNME	TOTAL	GILBERT, L D	97.0
EMPNME	TOTAL	HACKNEY, CHARLES A	99.0
EMPNME	TOTAL	HARRIS, RICHARD H.	137.0
EMPNME	TOTAL	JOHNSON, CLAUDE	55.0
EMPNME	TOTAL	KELLY, JAMES A	8.0
EMPNME	TOTAL	KERCH, HARRY	167.0
EMPNME	TOTAL	MARTIN, LAWRENCE E	221.0
EMPNME	TOTAL	MONTGOMERY, JAMES	8.0
EMPNME	TOTAL	MULLIKIN, RAYMOND	89.0
EMPNME	TOTAL	NICHOLAS, JAMES B	32.0
EMPNME	TOTAL	OSBERG, CHESTER R	108.0
EMPNME	TOTAL	REDCRO, RICHARD T	67.0
EMPNME	TOTAL	ROBERDS, MONA J	29.0
EMPNME	TOTAL	VANDEL, THOMAS E	17.0
EMPNME	TOTAL	WILBORN, LORENZO	53.0
EMPNME	TOTAL	WISE, RUSSELL	32.0
ACT-CODE	TOTAL		3,027.0

PR1 REACTIVE ONSITE/OFFSITE INSPECTION			
EMPNME	TOTAL	CONSTABLE, GEORGE L	167.0
EMPNME	TOTAL	FLIPPO, TRACY A	9.0
EMPNME	TOTAL	OSBERG, CHESTER R	4.0
EMPNME	TOTAL	TAPIA, JOE I	16.0
EMPNME	TOTAL	TOBIN, WILLIAM J	4.0
ACT-CODE	TOTAL		200.0

P1V INVESTIGATION			
EMPNME	TOTAL	CHANEY, HAROLD	2.0
EMPNME	TOTAL	CONSTABLE, GEORGE L	29.0
EMPNME	TOTAL	FLIPPO, TRACY A	37.0
EMPNME	TOTAL	HUBBARD, GEORGE	2.0
ACT-CODE	TOTAL		70.0

09/21/84

PAGE

U.S.N.R.C. MANPOWER SYSTEM  
REGULAR MAN HOURS EXPENDED FOR THE SELECTED DOCKET  
FROM CP ISSUE DATE THROUGH END FY '83

REGIO. IV - OL REVIEW  
05000382 WATERFORD 3

		EMPLOYEE NAME	REGULAR HOURS
RT1		INCIDENT/ACCIDENT RESPONSE	
EMPNAME	TOTAL	KELLY, JAMES A	8.0
ACT-CODE	TOTAL		8.0
SR1		SITE PUBLIC RELATIONS	
EMPNAME	TOTAL	CONSTABLE, GEORGE L	19.0
EMPNAME	TOTAL	FLIPPO, TRACY A	6.0
ACT-CODE	TOTAL		25.0
YR	TOTAL		6,554.5
DOCKETNO	TOTAL		28,193.3

U.S.N.R.C. MANPOWER SYSTEM  
 REGULAR MAN HOURS EXPENDED FOR THE SELECTED DOCKET  
 FROM CP ISSUE DATE THROUGH END FY '83

REGION IV - OL REVIEW  
 05000382 WATERFORD 3

		EMPLOYEE NAME	REGULAR HOURS
PAP ROUTINE PREPARATION			
EMPNME	TOTAL	CHANEY, HAROLD	53.0
EMPNME	TOTAL	CONSTABLE, GEORGE L	86.0
EMPNME	TOTAL	CUMMINS, JAMES	10.0
EMPNME	TOTAL	CUMMINS, JAMES E	2.0
EMPNME	TOTAL	FLIPPO, TRACY	14.0
EMPNME	TOTAL	FLIPPO, TRACY A	168.0
EMPNME	TOTAL	GILBERT, L D	48.0
EMPNME	TOTAL	HACKNEY, CHARLES A	155.8
EMPNME	TOTAL	HARRIS, RICHARD W.	78.0
EMPNME	TOTAL	JOHNSON, CLAUDE	86.0
EMPNME	TOTAL	KELLY, JAMES A	.0
EMPNME	TOTAL	KERCH, HARRY	52.0
EMPNME	TOTAL	MARTIN, LAWRENCE E	32.0
EMPNME	TOTAL	MONTGOMERY, JAMES	77.0
EMPNME	TOTAL	MULLIKIN, RAYMOND	51.0
EMPNME	TOTAL	NICHOLAS, JAMES B	8.0
EMPNME	TOTAL	OSBERG, CHESTER R	36.0
EMPNME	TOTAL	REDANO, RICHARD T	12.5
EMPNME	TOTAL	ROBERDS, MONA J	8.0
EMPNME	TOTAL	WILBORN, LORENZO	59.0
ACT-CODE	TOTAL		1,133.3
PE1 ENFORCEMENT			
EMPNME	TOTAL	CONSTABLE, GEORGE L	2.0
ACT-CODE	TOTAL		2.0
PP1 ROUTINE INSPECTION			
EMPNME	TOTAL	BAER, RONALD E	86.0
EMPNME	TOTAL	BESS, JACKIE E	26.0
EMPNME	TOTAL	CHANEY, HAROLD	77.5
EMPNME	TOTAL	CONSTABLE, GEORGE L	514.0
EMPNME	TOTAL	CUMMINS, JAMES	98.0
EMPNME	TOTAL	CUMMINS, JAMES E	72.0
EMPNME	TOTAL	FLIPPO, TRACY	61.5
EMPNME	TOTAL	FLIPPO, TRACY A	873.0



Rupel

REGION IV - OL REVIEW  
 05000382 WATERFORD 3

		EMPLOYEE NAME	REGULAR HOURS
FOR FISCAL YEAR '75			
C00 TRAVEL			
EMPNAME	TOTAL	CROSSMAN, WILLIAM A	9.0
EMPNAME	TOTAL	HUBACEK, WILLIAM G	20.0
EMPNAME	TOTAL	MURRAY, BLAINE	.0
EMPNAME	TOTAL	STEWART, ROBERT C	3.0
ACT-CODE	TOTAL		32.0
1TW OUT OF OFC SFTY INSP EFFORT (ON-SITE)			
EMPNAME	TOTAL	CROSSMAN, WILLIAM A	54.0
EMPNAME	TOTAL	DICKERSON, MAYNARD W	20.0
EMPNAME	TOTAL	HUBACEK, WILLIAM G	32.0
EMPNAME	TOTAL	STEWART, ROBERT C	13.0
ACT-CODE	TOTAL		169.0
1TX IN OFFICE SAFETY INSPECTION EFFORT			
EMPNAME	TOTAL	CROSSMAN, WILLIAM A	16.0
EMPNAME	TOTAL	HUBACEK, WILLIAM G	20.0
ACT-CODE	TOTAL		36.0
1T0 ALL OTHER SFTY INSP EFFORT(PREP-DOC-ENF)			
EMPNAME	TOTAL	CROSSMAN, WILLIAM A	32.0
EMPNAME	TOTAL	DICKERSON, MAYNARD W	28.0
EMPNAME	TOTAL	HUBACEK, WILLIAM G	94.0
EMPNAME	TOTAL	MURRAY, BLAINE	28.0
EMPNAME	TOTAL	STEWART, ROBERT C	23.0
ACT-CODE	TOTAL		205.0
2TW OUT OF OFC ENVIR INSP EFFORT (ON-SITE)			
EMPNAME	TOTAL	MURRAY, BLAINE	16.0
ACT-CODE	TOTAL		16.0

09/20/84

U.S.N.R.C. MANPOWER SYSTEM  
REGULAR MAN HOURS EXPENDED FOR THE SELECTED DOCKET  
FOR BLANK ACTIVITY CODES FOR FISCAL YEAR '84 THRU 06/23/84

*Read*

REGION IV - OL REVIEW  
05000382 WATERFORD 3

	REVIEWER INITIALS	NAME OF REVIEWER	REGULAR HOURS
131	POWER FACILITY INITIAL EXAMS		
REV-INIT TOTAL	JPO	JLPELLET	227.0
REV-INIT TOTAL	RCO	RACOLEY	126.0
REV-INIT TOTAL	RDI	REIRELAND	26.0
REV-INIT TOTAL	RSV	RFSMITH	175.0
REV-INIT TOTAL	SPM	SLMCCRORY	8.0
PA-NUM TOTAL			562.0
1321	POWER FACIL. REPLACEMENT EXAM		
REV-INIT TOTAL	RSV	RFSMITH	8.0
REV-INIT TOTAL	SPM	SLMCCRORY	8.0
PA-NUM TOTAL			16.0
DOCKETNO TOTAL			578.0

*2013*

09/21/84

U.S.N.R.C. MANPOWER SYSTEM  
REGULAR MAN HOURS EXPENDED FOR THE SELECTED DOCKET  
FOR BLANK ACT-CODES FROM CP ISSUE DATE THROUGH END FY '83

*Ruz*

REGION IV - OL REVIEW  
05000382 WATERFORD 3

EMPLOYEE  
NAME

REGULAR  
HOURS

FOR FISCAL YEAR '83  
131

POWER FACILITY INITIAL EXAMS

EMPNAME TOTAL  
EMPNAME TOTAL  
PA-NUM TOTAL  
YR TOTAL  
DOCKETNO TOTAL

CGOLEY, RALPH A  
PELLET, JOHN L

85.0  
84.0  
169.0  
169.0  
169.0

*for p 490  
Ruz*

REGION IV - DL REVIEW  
 05000382 WATERFORD 3

EMPLOYEE  
 NAME

REGULAR  
 HOUR<sup>s</sup>

2TX IN OFFICE ENVIR INSPECTION EFFORT

EMPNAME	TOTAL	MURRAY, BLAINE	4.0
ACT-CODE	TOTAL		4.0
YR	TOTAL		462.0

FOR FISCAL YEAR '76  
 000 TRAVEL

EMPNAME	TOTAL	BAIRD, J BYRON JR	8.0
EMPNAME	TOTAL	CROSSMAN, WILLIAM A	18.5
EMPNAME	TOTAL	DICKERSON, MAYNARD W	3.0
EMPNAME	TOTAL	HERMANN, ROBERT A	5.5
EMPNAME	TOTAL	HUBACEK, WILLIAM G	31.5
EMPNAME	TOTAL	MURRAY, BLAINE	.0
EMPNAME	TOTAL	STEWART, ROBERT C	14.0
EMPNAME	TOTAL	TAYLOR, R G	6.5
ACT-CODE	TOTAL		87.0

1TW OUT OF OFC SFTY INSP EFFORT (ON-SITE)

EMPNAME	TOTAL	CROSSMAN, WILLIAM A	122.5
EMPNAME	TOTAL	DICKERSON, MAYNARD W	22.0
EMPNAME	TOTAL	HERMANN, ROBERT A	56.0
EMPNAME	TOTAL	HUBACEK, WILLIAM G	284.5
EMPNAME	TOTAL	STEWART, ROBERT C	148.0
EMPNAME	TOTAL	TAYLOR, R G	52.0
ACT-CODE	TOTAL		675.0

1TX IN OFFICE SAFETY INSPECTION EFFORT

EMPNAME	TOTAL	ROSENBERG, ARTHUR B	5.0
EMPNAME	TOTAL	STEWART, ROBERT C	2.0
ACT-CODE	TOTAL		7.0

1T0 ALL OTHER SFTY INSP EFFORT (PREP-DOC-ENF)

EMPNAME	TOTAL	CROSSMAN, WILLIAM A	102.5
---------	-------	---------------------	-------

REGION IV - DL REVIEW  
 05000382 WATERFORD 3

		REGULAR HOURS
-----		
<i>FINISHED</i>		
<i>DATE</i>		
-----		
1T0 ALL OTHER SFTY IV ENVIR EFFORT (PREP-TOC-ENF)		
EMPNAME	TOTAL	
		JICKERSON, MAYNARD W 34.0
EMPNAME	TOTAL	
		HERMANN, ROBERT A 62.0
EMPNAME	TOTAL	
		HUBACEK, WILLIAM G 312.0
EMPNAME	TOTAL	
		ROSENBERG, ARTHUR B 6.0
EMPNAME	TOTAL	
		STEWART, ROBERT C 77.5
EMPNAME	TOTAL	
		TAYLOR, R G 45.0
ACT-CODE	TOTAL	639.0
2TW OUT OF OFC ENVIR INSP EFFORT (ON-SITE)		
EMPNAME	TOTAL	
		BAIRD, J BYRON JR 17.0
EMPNAME	TOTAL	
		MURRAY, BLAINE 8.0
ACT-CODE	TOTAL	25.0
2TX IN OFFICE ENVIR INSPECTION EFFORT		
EMPNAME	TOTAL	
		MURRAY, BLAINE .0
ACT-CODE	TOTAL	.0
2T0 ALL OTHER ENVIR INSPECTION EFFORT		
EMPNAME	TOTAL	
		BAIRD, J BYRON JR 50.0
EMPNAME	TOTAL	
		MURRAY, BLAINE 16.0
ACT-CODE	TOTAL	46.0
YR	TOTAL	1,479.0
FOR FISCAL YE 77		
STA OF-SITE INSPECTION-TRAINING EFFORT		
EMPNAME	TOTAL	
		HECK, CHARLES L 6.0
ACT-CODE	TOTAL	6.0
BTW ON-SITE IN REGION TRAINING EFFORT		
EMPNAME	TOTAL	
		WILBERT, L D 27.0

09/21/84

U.S.N.R.C. MANPOWER SYSTEM  
REGULAR MAN HOURS EXPENDED FOR THE SELECTED DOCKET  
FROM CP ISSUE DATE THROUGH END FY '83

PAGE

REGION IV - OL REVIEW  
05000382 WATERFORD 3

		EMPLOYEE NAME	REGULAR HOURS
<b>BTW ON-SITE INSPECTION TRAINING EFFORT</b>			
EMPNAME	TOTAL	TAPIA, JOE I	121.0
ACT-CODE	TOTAL		148.0
<b>C00 TRAVEL</b>			
EMPNAME	TOTAL	BAIRD, J BYRON JR	6.0
EMPNAME	TOTAL	CROSSMAN, WILLIAM A	8.0
EMPNAME	TOTAL	GILBERT, L D	5.0
EMPNAME	TOTAL	HALL, RAMON	7.5
EMPNAME	TOTAL	HERMANN, ROBERT A	28.5
EMPNAME	TOTAL	HUBACEK, WILLIAM G	36.5
EMPNAME	TOTAL	KELLEY, DENNIS L	24.0
EMPNAME	TOTAL	ROSENBERG, ARTHUR B	38.5
EMPNAME	TOTAL	SEIDLE, WILLIAM C	7.0
EMPNAME	TOTAL	STEWART, ROBERT C	5.0
EMPNAME	TOTAL	TAPIA, JOE I	21.0
ACT-CODE	TOTAL		187.0
<b>1TA SAFETY OFF-SITE INSPECTION EFFORT</b>			
EMPNAME	TOTAL	KELLEY, DENNIS L	.0
EMPNAME	TOTAL	TAPIA, JOE I	.0
ACT-CODE	TOTAL		.0
<b>1TW OUT OF OFC SFTY INSP EFFORT (ON-SITE)</b>			
EMPNAME	TOTAL	CROSSMAN, WILLIAM A	16.0
EMPNAME	TOTAL	HALL, RAMON	42.0
EMPNAME	TOTAL	HERMANN, ROBERT A	169.0
EMPNAME	TOTAL	HUBACEK, WILLIAM G	230.5
EMPNAME	TOTAL	KELLEY, DENNIS L	121.5
EMPNAME	TOTAL	ROSENBERG, ARTHUR B	91.5
EMPNAME	TOTAL	SEIDLE, WILLIAM C	12.0
EMPNAME	TOTAL	STEWART, ROBERT C	46.0
ACT-CODE	TOTAL		728.5

U.S.N.R.C. MANPOWER SYSTEM  
 REGULAR MAN HOURS EXPENDED FOR THE SELECTED DOCKET  
 FROM CP ISSUE DATE THROUGH END FY '83

REGION IV - OL REVIEW  
 05000382 WATERFORD 3

		EMPLOYEE NAME	REGULAR HOURS
1TX IN OFFICE SAFETY INSPECTION EFFORT			
EMPNME	TOTAL	KELLEY, DENNIS L	14.0
EMPNME	TOTAL	STEWART, ROBERT C	8.0
E:IPNME	TOTAL	TAPIA, JOE I	2.0
ACT-CODE	TOTAL		24.0
1TU ALL OTHER SFTY INSP EFFORT (PREP-DOC-EHF)			
EMPNME	TOTAL	CROSSMAN, WILLIAM A	6.0
EMPNME	TOTAL	HALL, RAMON	12.0
EMPNME	TOTAL	HERMANN, ROBERT A	222.0
EMPNME	TOTAL	HUBACEK, WILLIAM G	319.0
EMPNME	TOTAL	KELLEY, DENNIS L	113.0
EMPNME	TOTAL	ROSENBERG, ARTHUR B	100.5
EMPNME	TOTAL	STEWART, ROBERT C	36.0
EMPNME	TOTAL	TAPIA, JOE I	26.0
EMPNME	TOTAL	TAYLOR, ROBERT G	4.0
ACT-CODE	TOTAL		838.5
1V0 SAFETY INQUIRY ACTIVITIES			
EMPNME	TOTAL	TAPIA, JOE I	2.0
ACT-CODE	TOTAL		2.0
2TW OUT OF OFC ENVIR INSP EFFORT (ON-SITE)			
EMPNME	TOTAL	BAIRD, J BYRON JR	10.0
ACT-CODE	TOTAL		10.0
2T0 ALL OTHER ENVIR INSPECTION EFFORT			
EMPNME	TOTAL	BAIRD, J BYRON JR	21.0
ACT-CODE	TOTAL		21.0
YR	TOTAL		1,965.0

U.S.N.R.C. MANPOWER SYSTEM  
REGULAR MAN HOURS EXPENDED FOR THE SELECTED DOCKET  
FROM CP ISSUE DATE THROUGH END FY '83

REGION IV - OL REVIEW  
05000382 WATERFORD 3

		EMPLOYEE NAME	REGULAR HOURS
FOR FISCAL YEAR '78			
BTW ON-SITE INSPECTION TRAINING EFFORT			
EMPNAME	TOTAL	HECK, CHARLES L	24.0
EMPNAME	TOTAL	JOHNNS, E A	19.0
EMPNAME	TOTAL	TAPIA, JOE I	151.0
ACT-CODE	TOTAL		194.0
B00 TRAINING			
EMPNAME	TOTAL	TAPIA, JOE I	40.0
ACT-CODE	TOTAL		40.0
C00 TRAVEL			
EMPNAME	TOTAL	CROSSMAN, WILLIAM A	6.0
EMPNAME	TOTAL	EVERETT, ROBERT J	5.0
EMPNAME	TOTAL	GILBERT, L D	11.5
EMPNAME	TOTAL	HALL, RAMON	12.0
EMPNAME	TOTAL	HECK, CHARLES L	8.0
EMPNAME	TOTAL	HERMANN, ROBERT A	17.0
EMPNAME	TOTAL	HUBACEK, WILLIAM G	46.0
EMPNAME	TOTAL	JOHNNS, E A	5.0
EMPNAME	TOTAL	KELLEY, DENNIS	3.0
EMPNAME	TOTAL	KELLEY, DENNIS L	20.5
EMPNAME	TOTAL	OSBERG, CHESTER R	8.0
EMPNAME	TOTAL	ROSENBERG, ARTHUR B	23.5
EMPNAME	TOTAL	STEWART, ROBERT C	76.0
EMPNAME	TOTAL	TAPIA, JOE I	36.5
EMPNAME	TOTAL	TAYLOR, ROBERT G	6.5
ACT-CODE	TOTAL		284.5
1TA SAFETY OFF-SITE INSPECTION EFFORT			
EMPNAME	TOTAL	GILBERT, L D	.0
EMPNAME	TOTAL	HALL, RAMON	.0
EMPNAME	TOTAL	KELLEY, DENNIS	.0
EMPNAME	TOTAL	KELLEY, DENNIS L	1.0
EMPNAME	TOTAL	OSBERG, CHESTER R	8.0



U.S.N.R.C. MANPOWER SYSTEM  
 REGULAR MAN HOURS EXPENDED FOR THE SELECTED DOCKET  
 FROM CP ISSUE DATE THROUGH END FY '83

REGION IV - DL REVIEW  
 95000382 WATERFORD 3

		EMPLOYEE NAME	REGULAR HOURS
<b>1TA SAFETY OFF-SITE INSPECTION EFFORT</b>			
EMPNME	TOTAL	STEWART, ROBERT C	16.0
EMPNME	TOTAL	TAPIA, JOE I	.0
ACT-CODE	TOTAL		25.0
<b>1TW OUT OF OFC SFTY INSP EFFORT (ON-SITE)</b>			
EMPNME	TOTAL	CROSSMAN, WILLIAM A	26.0
EMPNME	TOTAL	GILBERT, L D	52.0
EMPNME	TOTAL	HALL, RAMON	52.0
EMPNME	TOTAL	HERMANN, ROBERT A	70.0
EMPNME	TOTAL	HUBACEK, WILLIAM G	146.0
EMPNME	TOTAL	KELLEY, DENNIS	16.0
EMPNME	TOTAL	KELLEY, DENNIS L	74.0
EMPNME	TOTAL	OBBERG, CHESTER R	24.0
EMPNME	TOTAL	ROSENBERG, ARTHUR B	104.5
EMPNME	TOTAL	STEWART, ROBERT C	306.0
EMPNME	TOTAL	TAYLOR, ROBERT G	25.0
ACT-CODE	TOTAL		895.5
<b>1TO ALL OTHER SFTY INSP EFFORT (PREP-DOC-ENF)</b>			
EMPNME	TOTAL	CROSSMAN, WILLIAM A	6.0
EMPNME	TOTAL	GILBERT, L D	55.5
EMPNME	TOTAL	HALL, RAMON	.0
EMPNME	TOTAL	HECK, CHARLES L	14.0
EMPNME	TOTAL	HERMANN, ROBERT A	58.0
EMPNME	TOTAL	HUBACEK, WILLIAM G	195.5
EMPNME	TOTAL	KELLEY, DENNIS	18.0
EMPNME	TOTAL	KELLEY, DENNIS L	123.0
EMPNME	TOTAL	MATTIA, JOSEPH C	2.0
EMPNME	TOTAL	ROSENBERG, ARTHUR B	88.5
EMPNME	TOTAL	STEWART, ROBERT C	312.0
EMPNME	TOTAL	TAPIA, JOE I	105.5
EMPNME	TOTAL	TAYLOR, ROBERT G	4.0
ACT-CODE	TOTAL		982.0

U.S.N.R.C. MANPOWER SYSTEM  
 REGULAR MAN HOURS EXPENDED FOR THE SELECTED DOCKET  
 FROM CP ISSUE DATE THROUGH END FY '83

REGION IV - OL REVIEW  
 05000382 WATERFORD 3

		EMPLOYEE NAME	REGULAR HOURS
-----			
2TW OUT OF OFC ENVIR INSP EFFORT (ON-SITE)			
EMPNAME	TOTAL	EVERETT, ROBERT J	19.0
ACT-CODE	TOTAL		19.0
2T0 ALL OTHER ENVIR INSPECTION EFFORT			
EMPNAME	TOTAL	EVERETT, ROBERT J	47.0
ACT-CODE	TOTAL		47.0
YR	TOTAL		2,487.0
FOR FISCAL YEAR '79			
C00 TRAVEL			
EMPNAME	TOTAL	BEACH, ARTHUR B	47.0
EMPNAME	TOTAL	EVERETT, ROBERT J	6.0
EMPNAME	TOTAL	GILBERT, L D	47.0
EMPNAME	TOTAL	HALL, RAMON	8.0
EMPNAME	TOTAL	HERR, RICHARD	13.0
EMPNAME	TOTAL	KELLEY, DENNIS	8.0
EMPNAME	TOTAL	MARTIN, L E	48.5
EMPNAME	TOTAL	MURRAY, BLAINE	12.0
EMPNAME	TOTAL	OBERG, CHESTER R	5.0
EMPNAME	TOTAL	ROSENBERG, ARTHUR B	6.0
EMPNAME	TOTAL	SPITZBERG, DAVID B	6.0
EMPNAME	TOTAL	STEWART, ROBERT C	92.4
EMPNAME	TOTAL	TAPIA, JOE I	34.0
EMPNAME	TOTAL	TAYLOR, ROBERT G	24.0
EMPNAME	TOTAL	WILBORN, LORENZO	6.0
ACT-CODE	TOTAL		362.9
DOC ROUTINE DOCUMENTATION			
EMPNAME	TOTAL	BEACH, ARTHUR B	26.0
EMPNAME	TOTAL	GILBERT, L D	42.0
EMPNAME	TOTAL	MARTIN, L E	84.0
EMPNAME	TOTAL	STEWART, ROBERT C	21.0
EMPNAME	TOTAL	TAPIA, JOE I	2.0
EMPNAME	TOTAL	TAYLOR, ROBERT G	15.0

U.S.N.R.C. MANPOWER SYSTEM  
 REGULAR MAN HOURS EXPENDED FOR THE SELECTED DOCKET  
 FROM CP ISSUE DATE THROUGH END FY '83

REGION IV - OL REVIEW  
 05000382 WATERFORD 3

		EMPLOYEE NAME	REGULAR HOURS
D0C		ROUTINE DOCUMENTATION	
ACT-CODE TOTAL			399.0
PAP		ROUTINE PREPARATION	
EMPNAME	TOTAL	BEACH, ARTHUR B	82.0
EMPNAME	TOTAL	CONSTABLE, G L	57.0
EMPNAME	TOTAL	GILBERT, L D	91.0
EMPNAME	TOTAL	HALL, RAMON	4.0
EMPNAME	TOTAL	HERR, RICHARD	3.0
EMPNAME	TOTAL	KELLEY, DENNIS	4.0
EMPNAME	TOTAL	MARTIN, L E	56.5
EMPNAME	TOTAL	SPITZBERG, DAVID B	21.0
EMPNAME	TOTAL	STEWART, ROBERT C	185.0
EMPNAME	TOTAL	TAPIA, JOE I	21.0
EMPNAME	TOTAL	TAYLOR, ROBERT G	4.0
EMPNAME	TOTAL	WILBORN, LORENZO	4.0
ACT-CODE	TOTAL		532.5
PP1		ROUTINE INSPECTION	
EMPNAME	TOTAL	BEACH, ARTHUR B	151.0
EMPNAME	TOTAL	EVERETT, ROBERT J	18.0
EMPNAME	TOTAL	GILBERT, L D	73.0
EMPNAME	TOTAL	HALL, RAMON	.0
EMPNAME	TOTAL	KELLEY, DENNIS	28.0
EMPNAME	TOTAL	MARTIN, L E	219.5
EMPNAME	TOTAL	MURRAY, BLAINE	60.0
EMPNAME	TOTAL	STEWART, ROBERT C	352.0
EMPNAME	TOTAL	TAPIA, JOE I	83.0
EMPNAME	TOTAL	WILBORN, LORENZO	18.0
ACT-CODE	TOTAL		1,002.5
PR1		REACTIVE ONSITE/OFFSITE INSPECTION	
EMPNAME	TOTAL	STEWART, ROBERT C	4.0
EMPNAME	TOTAL	TAPIA, JOE I	21.0

REGION IV - OL REVIEW  
 05000382 WATERFORD 3

		EMPLOYEE NAME	REGULAR HOURS
PR1		REACTIVE ONSITE/OFFSITE INSPECTION	
ACT-CODE TOTAL			25.0
P1V		INVESTIGATION	
EMPNAME	TOTAL	GILBERT, L D	36.0
EMPNAME	TOTAL	HERR, RICHARD	9.0
EMPNAME	TOTAL	STEWART, ROBERT C	4.0
EMPNAME	TOTAL	TAPIA, JOE I	7.0
EMPNAME	TOTAL	TAYLOR, ROBERT G	20.0
ACT-CODE	TOTAL		76.0
1TA		SAFETY OFF-SITE INSPECTION EFFORT	
EMPNAME	TOTAL	ROSENBERG, ARTHUR B	.0
ACT-CODE	TOTAL		.0
1TW		OUT OF OFC SFTY INSP EFFORT (ON-SITE)	
EMPNAME	TOTAL	BEACH, ARTHUR B	34.0
EMPNAME	TOTAL	OBERG, CHESTER R	30.0
EMPNAME	TOTAL	ROSENBERG, ARTHUR B	34.0
EMPNAME	TOTAL	STEWART, ROBERT C	40.6
EMPNAME	TOTAL	TAPIA, JOE I	34.0
ACT-CODE	TOTAL		172.6
1TX		IN OFFICE SAFETY INSPECTION EFFORT	
EMPNAME	TOTAL	STEWART, ROBERT C	35.0
ACT-CODE	TOTAL		35.0
1TQ		ALL OTHER SFTY INSP EFFORT (PREP-DOC-ENF)	
EMPNAME	TOTAL	BEACH, ARTHUR B	8.4
EMPNAME	TOTAL	OBERG, CHESTER R	7.7

09/21/84

PAGE

U.S.N.R.C. MANPOWER SYSTEM  
REGULAR MAN HOURS EXPENDED FOR THE SELECTED DOCKET  
FROM CP ISSUE DATE THROUGH END FY '83

REGION IV - OL REVIEW  
05000382 WATERFORD 3

		EMPLOYEE NAME	REGULAR HOURS
-----			
1T0		ALL OTHER SFTY INSP EFFORT(PREP-DOC-ENF)	
EMPNAME	TOTAL	ROSENBERG, ARTHUR B	.9
EMPNAME	TOTAL	STEWART, ROBERT C	20.8
EMPNAME	TOTAL	TAPIA, JOE I	14.0
ACT-CODE	TOTAL		51.8
4UZ		RQST REV & EVAL (PART 21)	
EMPNAME	TOTAL	STEWART, ROBERT C	4.0
ACT-CODE	TOTAL		4.0
YR	TOTAL		2,661.3
FOR FISCAL YEAR '80			
BR1		REACTIVE PREPARATION	
EMPNAME	TOTAL	STEWART, ROBERT C	45.0
EMPNAME	TOTAL	TAPIA, JOE I	3.0
ACT-CODE	TOTAL		48.0
B00		TRAINING	
EMPNAME	TOTAL	CONSTABLE, GEORGE L	28.0
EMPNAME	TOTAL	DUBOIS, DENNIS L	57.0
EMPNAME	TOTAL	KELLY, JAMES A	14.0
ACT-CODE	TOTAL		99.0
C00		TRAVEL	
EMPNAME	TOTAL	BEACH, ARTHUR B	4.0
EMPNAME	TOTAL	CONSTABLE, G L	23.0
EMPNAME	TOTAL	CONSTABLE, GEORGE L	29.0
EMPNAME	TOTAL	EVERETT, ROBERT J	16.0
EMPNAME	TOTAL	GILBERT, L D	3.0
EMPNAME	TOTAL	JOHNSON, ALLEN R	46.0
EMPNAME	TOTAL	KELLEY, DENNIS	5.0
EMPNAME	TOTAL	MARTIN, LAWRENCE E	7.0
EMPNAME	TOTAL		13.0

U.S.N.R.C. MANPOWER SYSTEM  
 REGULAR MAN HOURS EXPENDED FOR THE SELECTED DOCKET  
 FROM CP ISSUE DATE THROUGH END FY '83

REGION IV - OL REVIEW  
 05000382 WATERFORD 3

		EMPLOYEE NAME	REGULAR HOURS
-----			
C00 TRAVEL			
EMPNME	TOTAL	MCDONALD, DANIEL G	4.0
EMPNME	TOTAL	SPANGLER, R	6.0
EMPNME	TOTAL	STEWART, ROBERT C	85.0
EMPNME	TOTAL	TAPIA, JOE I	27.0
EMPNME	TOTAL	TOMLINSON, DAN P	59.0
EMPNME	TOTAL	WESTERMAN, THOMAS F	2.0
ACT-CODE	TOTAL		329.0
DR1 REACTIVE DOCUMENTATION			
EMPNME	TOTAL	HERR, RICHARD	3.0
EMPNME	TOTAL	STEWART, ROBERT C	151.0
EMPNME	TOTAL	TOMLINSON, DAN P	41.0
ACT-CODE	TOTAL		195.0
D0C ROUTINE DOCUMENTATION			
EMPNME	TOTAL	BEACH, ARTHUR B	148.0
EMPNME	TOTAL	CONSTABLE, G L	20.0
EMPNME	TOTAL	GILBERT, L D	94.0
EMPNME	TOTAL	HERR, RICHARD	7.0
EMPNME	TOTAL	KELLEY, DENNIS	12.0
EMPNME	TOTAL	MARTIN, LAWRENCE E	32.0
EMPNME	TOTAL	MCDONALD, DANIEL G	8.0
EMPNME	TOTAL	STEWART, ROBERT C	227.0
EMPNME	TOTAL	TAPIA, JOE I	44.0
EMPNME	TOTAL	TOMLINSON, DAN P	87.0
EMPNME	TOTAL	WILBORN, LORENZO	16.0
ACT-CODE	TOTAL		695.0
J0M ADMINISTRATIVE SUPPORT			
EMPNME	TOTAL	CONSTABLE, GEORGE L	68.0
EMPNME	TOTAL	DUBOIS, DENNIS L	27.0
EMPNME	TOTAL	STEWART, ROBERT C	20.0
ACT-CODE	TOTAL		113.0

U.S.N.R.C. MANPOWER SYSTEM  
 REGULAR MAN HOURS EXPENDED FOR THE SELECTED DOCKET  
 FROM CP ISSUE DATE THROUGH END FY '83

REGION IV - OL REVIEW  
 05000382 WATERFORD 3

EMPLOYEE  
 NAME

REGULAR  
 HOURS

PAA ADMINISTRATIVE SUPPORT

EMPNAME	TOTAL	CONSTABLE, G L	20.0
EMPNAME	TOTAL	CONSTABLE, GEORGE L	66.0
EMPNAME	TOTAL	DUBOIS, DENNIS L	13.0
ACT-CODE	TOTAL		99.0

PAP ROUTINE PREPARATION

EMPNAME	TOTAL		40.0
EMPNAME	TOTAL	BEACH, ARTHUR B	106.0
EMPNAME	TOTAL	CALDWELL, R A	14.0
EMPNAME	TOTAL	CONSTABLE, G L	113.0
EMPNAME	TOTAL	CONSTABLE, GEORGE L	107.0
EMPNAME	TOTAL	DUBOIS, DENNIS L	22.0
EMPNAME	TOTAL	GILBERT, I D	30.0
EMPNAME	TOTAL	JOHNSON, ALLEN R	6.0
EMPNAME	TOTAL	KELLEY, DENNIS	20.0
EMPNAME	TOTAL	MARTIN, LAWRENCE E	8.0
EMPNAME	TOTAL	MCDONALD, DANIEL G	20.0
EMPNAME	TOTAL	SPANGLER, R	6.0
EMPNAME	TOTAL	STEWART, ROBERT C	66.0
EMPNAME	TOTAL	TAPIA, JOE I	14.0
EMPNAME	TOTAL	TOMLINSON, DAN P	31.0
ACT-CODE	TOTAL		603.0

PB1

EMPNAME	TOTAL	CONSTABLE, G L	.0
ACT-CODE	TOTAL		.0

PE1 ENFORCEMENT

EMPNAME	TOTAL	STEWART, ROBERT C	16.0
ACT-CODE	TOTAL		16.0

U.S.N.R.C. MANPOWER SYSTEM  
 REGULAR MAN HOURS EXPENDED FOR THE SELECTED DOCKET  
 FROM CP ISSUE DATE THROUGH END FY '83

REGION IV - OL REVIEW  
 05000382 WATERFORD 3

		EMPLOYEE NAME	REGULAR HOURS
<b>PPM</b>			
EMPNME	TOTAL	CONSTABLE, GEORGE L	4.0
ACT-CODE	TOTAL		4.0
<b>PP1 ROUTINE INSPECTION</b>			
EMPNME	TOTAL		8.0
EMPNME	TOTAL	BEACH, ARTHUR B	113.0
EMPNME	TOTAL	CONSTABLE, G L	72.0
EMPNME	TOTAL	CONSTABLE, GEORGE L	70.0
EMPNME	TOTAL	DUBOIS, DENNIS L	32.0
EMPNME	TOTAL	EVERETT, ROBERT J	5.0
EMPNME	TOTAL	GILBERT, L D	146.0
EMPNME	TOTAL	JOHNSON, ALLEN R	27.0
EMPNME	TOTAL	MARTIN, LAWRENCE E	51.0
EMPNME	TOTAL	MCDONALD, DANIEL G	12.0
EMPNME	TOTAL	SPANGLER, R	20.0
EMPNME	TOTAL	STEWART, ROBERT C	228.0
EMPNME	TOTAL	TAPIA, JOE I	49.0
EMPNME	TOTAL	TOMLINSON, DAN P	128.0
EMPNME	TOTAL	WESTERMAN, THOMAS F	24.0
ACT-CODE	TOTAL		985.0
<b>PR1 REACTIVE ONSITE/OFFISTE INSPECTION</b>			
EMPNME	TOTAL	STEWART, ROBERT C	41.0
EMPNME	TOTAL	TAPIA, JOE I	48.0
EMPNME	TOTAL	TOMLINSON, DAN P	5.0
ACT-CODE	TOTAL		94.0
<b>P1V INVESTIGATION</b>			
EMPNME	TOTAL	STEWART, ROBERT C	74.0
EMPNME	TOTAL	TOMLINSON, DAN P	30.0
ACT-CODE	TOTAL		104.0
YR	TOTAL		3,384.0



09/21/84

PAGE

U.S.N.R.C. MANPOWER SYSTEM  
 REGULAR MAN HOURS EXPENDED FOR THE SELECTED DOCKET  
 FROM CP ISSUE DATE THROUGH END FY '83

REGION IV - OL REVIEW  
 05000382 WATERFORD 3

		EMPLOYEE NAME	REGULAR HOURS
FOR FISCAL YEAR '81			
BR1 REACTIVE PREPARATION			
EMPNAME	TOTAL	CONSTABLE, GEORGE L	13.0
EMPNAME	TOTAL	DRISKILL, DONALD D.	2.0
EMPNAME	TOTAL	HERR, RICHARD K	2.0
EMPNAME	TOTAL	STEWART, ROBERT C	18.0
EMPNAME	TOTAL	TOMLINSON, DAN P	16.0
ACT-CODE	TOTAL		51.0
C01 DOCKET TR/VEL			
EMPNAME	TOTAL	CONSTABLE, GEORGE L	23.0
EMPNAME	TOTAL	CUMMINS, JAMES	24.0
EMPNAME	TOTAL	DRISKILL, DONALD D.	4.0
EMPNAME	TOTAL	DUBOIS, DENNIS L	6.5
EMPNAME	TOTAL	GILBERT, L D	8.0
EMPNAME	TOTAL	HERR, RICHARD K	3.0
EMPNAME	TOTAL	JAUDON, JOHNS P	5.5
EMPNAME	TOTAL	JOHNSON, ALLEN R	58.0
EMPNAME	TOTAL	MARTIN, LAWRENCE E	14.0
EMPNAME	TOTAL	STEWART, ROBERT C	57.0
EMPNAME	TOTAL	TAPIA, JOE I	4.0
EMPNAME	TOTAL	TOMLINSON, DAN P	52.0
EMPNAME	TOTAL	WHITTLESEY, KAREN A	8.0
ACT-CODE	TOTAL		267.0
DR1 REACTIVE DOCUMENTATION			
EMPNAME	TOTAL	CONSTABLE, GEORGE L	2.0
EMPNAME	TOTAL	STEWART, ROBERT C	8.0
EMPNAME	TOTAL	TOMLINSON, DAN P	55.0
ACT-CODE	TOTAL		65.0
D0C ROUTINE DOCUMENTATION			
EMPNAME	TOTAL	CONSTABLE, GEORGE L	189.0
EMPNAME	TOTAL	CUMMINS, JAMES	2.0
EMPNAME	TOTAL	CUMMINS, JAMES E	72.0

U.S.N.R.C. MANPOWER SYSTEM  
 REGULAR MAN HOURS EXPENDED FOR THE SELECTED DOCKET  
 FROM CP ISSUE DATE THROUGH END FY '83

REGION IV - OL REVIEW  
 05000382 WATERFORD 3

		EMPLOYEE NAME	REGULAR HOURS
D0C ROUTINE DOCUMENTATION			
EMPNME	TOTAL	DUBOIS, DENNIS L	5.0
EMPNME	TOTAL	GILBERT, L D	22.0
EMPNME	TOTAL	JOHNSON, ALLEN R	182.0
EMPNME	TOTAL	STEWART, ROBERT C	272.0
EMPNME	TOTAL	TAPIA, JOE I	24.0
EMPNME	TOTAL	TOMLINSON, DAN P	105.0
ACT-CODE	TOTAL		873.0
PAP ROUTINE PREPARATION			
EMPNME	TOTAL	CONSTABLE, GEORGE L	281.0
EMPNME	TOTAL	CUMMINS, JAMES	8.0
EMPNME	TOTAL	CUMMINS, JAMES E	159.0
EMPNME	TOTAL	DUBOIS, DENNIS L	4.0
EMPNME	TOTAL	GILBERT, L D	34.0
EMPNME	TOTAL	JAUDON, JOHNS P	5.0
EMPNME	TOTAL	JOHNSON, ALLEN R	239.0
EMPNME	TOTAL	MARTIN, LAWRENCE E	24.0
EMPNME	TOTAL	STEWART, ROBERT C	53.0
EMPNME	TOTAL	TAPIA, JOE I	8.0
EMPNME	TOTAL	TOMLINSON, DAN P	34.0
EMPNME	TOTAL	WILBORN, LORENZO	4.0
ACT-CODE	TOTAL		853.0
PP1 ROUTINE INSPECTION			
EMPNME	TOTAL	CONSTABLE, GEORGE L	476.0
EMPNME	TOTAL	CUMMINS, JAMES	38.0
EMPNME	TOTAL	CUMMINS, JAMES E	222.0
EMPNME	TOTAL	DUBOIS, DENNIS L	4.5
EMPNME	TOTAL	GILBERT, L D	30.0
EMPNME	TOTAL	JAUDON, JOHNS P	18.5
EMPNME	TOTAL	JOHNSON, ALLEN R	174.0
EMPNME	TOTAL	MARTIN, LAWRENCE E	50.0
EMPNME	TOTAL	STEWART, ROBERT C	197.0
EMPNME	TOTAL	TAPIA, JOE I	24.0
EMPNME	TOTAL	TOMLINSON, DAN P	107.0

REGION IV - OL REVIEW  
05000382 WATERFORD 3

		EMPLOYEE NAME	REGULAR HOURS
-----			
PP1 ROUTINE INSPECTION			
EMPNAME	TOTAL	WHITTLESEY, KAREN A	30.0
ACT-CODE	TOTAL		1,371.0
PR1 REACTIVE ONSITE/OFFSITE INSPECTION			
EMPNAME	TOTAL	CONSTABLE, GEORGE L	20.0
EMPNAME	TOTAL	STEWART, ROBERT C	26.0
EMPNAME	TOTAL	TOMLINSON, DAN P	22.0
ACT-CODE	TOTAL		68.0
PTG SUPPORT TO IE HQ & OTHER REG OFFICES			
EMPNAME	TOTAL	CONSTABLE, GEORGE L	2.0
ACT-CODE	TOTAL		2.0
PIV INVESTIGATION			
EMPNAME	TOTAL	DRISKILL, DONALD D.	.0
EMPNAME	TOTAL	HERR, RICHARD K	.0
EMPNAME	TOTAL	STEWART, ROBERT C	18.0
EMPNAME	TOTAL	TOMLINSON, DAN P	34.0
ACT-CODE	TOTAL		52.0
SR1 SITE PUBLIC RELATIONS			
EMPNAME	TOTAL	CONSTABLE, GEORGE L	19.5
ACT-CODE	TOTAL		19.5
YR	TOTAL		3,621.5
FOR FISCAL YEAR '82			
BR1 REACTIVE PREPARATION			
EMPNAME	TOTAL	DRISKILL, DONALD D	2.0
EMPNAME	TOTAL	KELLY, JAMES A	8.0
ACT-CODE	TOTAL		10.0

REGION IV - OL REVIEW  
05000382 WATERFORD 3

		EMPLOYEE NAME	REGULAR HOURS
C01 DOCKET TRAVEL			
EMPNME	TOTAL	BAER, RONALD E	7.0
EMPNME	TOTAL	BEACH, ARTHUR	.0
EMPNME	TOTAL	BOARDMAN, JOHN	18.0
EMPNME	TOTAL	CHANEY, HAROLD	7.0
EMPNME	TOTAL	CONSTABLE, GEORGE L	26.0
EMPNME	TOTAL	CUMMINS, JAMES	7.0
EMPNME	TOTAL	DRISKILL, DONALD D	18.0
EMPNME	TOTAL	GILBERT, L D	45.0
EMPNME	TOTAL	HUBBARD, GEORGE	10.5
EMPNME	TOTAL	JOHNSON, ALLAN	8.0
EMPNME	TOTAL	JOHNSON, CLAUDE	10.5
EMPNME	TOTAL	JOHNSON, CLAUDE E	7.0
EMPNME	TOTAL	JOHNSON, ERIC H	2.5
EMPNME	TOTAL	JONES, WILLIAM B	3.5
EMPNME	TOTAL	KELLY, JAMES A	16.0
EMPNME	TOTAL	MARTIN, LAWRENCE	7.0
EMPNME	TOTAL	MARTIN, LAWRENCE E	16.5
EMPNME	TOTAL	MULLIKIN, RAYMOND	7.0
EMPNME	TOTAL	MURPHY, MICHAEL E	9.0
EMPNME	TOTAL	MURRAY, BLAINE	7.0
EMPNME	TOTAL	NICHOLAS, JAMES B	3.0
EMPNME	TOTAL	ROBERDS, MONA J	5.5
EMPNME	TOTAL	SCHUM, WILLIAM S	23.5
EMPNME	TOTAL	TOMLINSON, DAN P	5.0
EMPNME	TOTAL	WHITTLESEY, KAREN	6.5
EMPNME	TOTAL	WHITTLESEY, KAREN A	7.0
ACT-CODE	TOTAL		283.0

DR1 REACTIVE DOCUMENTATION			
EMPNME	TOTAL	CONSTABLE, GEORGE L	3.0
EMPNME	TOTAL	DRISKILL, DONALD D	2.0
EMPNME	TOTAL	KELLY, JAMES A	8.0
EMPNME	TOTAL	TOMLINSON, DAN P	6.0
ACT-CODE	TOTAL		19.0

REGION IV - OL REVIEW  
 05000382 WATERFORD 3

		EMPLOYEE NAME	REGULAR HOURS
DOC ROUTINE DOCUMENTATION			
EMPNME	TOTAL	BAER, RONALD E	81.0
EMPNME	TOTAL	CHANEY, HAROLD	143.0
EMPNME	TOTAL	CONSTABLE, GEORGE L	412.0
EMPNME	TOTAL	CUMMINS, JAMES	212.0
EMPNME	TOTAL	CUMMINS, JAMES E	82.0
EMPNME	TOTAL	GILBERT, L D	125.0
EMPNME	TOTAL	JAUDON, JOHNS P	1.0
EMPNME	TOTAL	JOHNSON, ALLAN	28.0
EMPNME	TOTAL	JOHNSON, ALLEN R	2.0
EMPNME	TOTAL	JOHNSON, CLAUDE	84.0
EMPNME	TOTAL	JOHNSON, CLAUDE E	18.0
EMPNME	TOTAL	JONES, WILLIAM B	33.0
EMPNME	TOTAL	MARTIN, LAWRENCE	8.0
EMPNME	TOTAL	MARTIN, LAWRENCE E	48.0
EMPNME	TOTAL	MULLIKIN, RAYMOND	7.0
EMPNME	TOTAL	NICHOLAS, JAMES B	166.0
EMPNME	TOTAL	ROBERDS, MONA J	16.0
EMPNME	TOTAL	SCHUM, WILLIAM S	88.0
EMPNME	TOTAL	TOMLINSON, DAN P	56.0
EMPNME	TOTAL	WHITTLESEY, KAREN	56.0
EMPNME	TOTAL	WHITTLESEY, KAREN A	8.0
ACT-CODE	TOTAL		1,674.0
PAP ROUTINE PREPARATION			
EMPNME	TOTAL	BAER, RONALD E	32.0
EMPNME	TOTAL	BOARDMAN, JOHN	2.0
EMPNME	TOTAL	CHANLY, HAROLD	51.0
EMPNME	TOTAL	CHANEY, HAROLD D	40.0
EMPNME	TOTAL	CONSTABLE, GEORGE L	129.0
EMPNME	TOTAL	CUMMINS, JAMES	75.0
EMPNME	TOTAL	CUMMINS, JAMES E	108.0
EMPNME	TOTAL	FLIPPO, TRACY	84.0
EMPNME	TOTAL	GILBERT, L D	96.0
EMPNME	TOTAL	JOHNSON, ALLAN	36.0
EMPNME	TOTAL	JOHNSON, CLAUDE	194.0
EMPNME	TOTAL	JOHNSON, CLAUDE E	8.0
EMPNME	TOTAL	JONES, WILLIAM B	30.5

REGION IV - OL REVIEW  
 05000382 WATERFORD 3

		EMPLOYEE NAME	REGULAR HOURS
<b>PAP ROUTINE PREPARATION</b>			
EMPNAME	TOTAL	MARTIN, LAWRENCE	16.0
EMPNAME	TOTAL	MARTIN, LAWRENCE E	8.0
EMPNAME	TOTAL	MULLIKIN, RAYMOND	13.0
EMPNAME	TOTAL	NICHOLAS, JAMES B	8.0
EMPNAME	TOTAL	ROBERDS, MONA J	8.0
EMPNAME	TOTAL	SCHUM, WILLIAM S	68.0
EMPNAME	TOTAL	TOMLINSON, DAN P	9.0
EMPNAME	TOTAL	WHITTLESEY, KAREN	8.0
EMPNAME	TOTAL	WHITTLESEY, KAREN A	30.0
ACT-CODE	TOTAL		963.5
<b>PE1 ENFORCEMENT</b>			
EMPNAME	TOTAL	CONSTABLE, GEORGE L	2.0
EMPNAME	TOTAL	CUMMINS, JAMES	8.0
ACT-CODE	TOTAL		10.0
<b>PP1 ROUTINE INSPECTION</b>			
EMPNAME	TOTAL		5.0
EMPNAME	TOTAL	BAER, RONALD E	48.0
EMPNAME	TOTAL	BEACH, ARTHUR	9.0
EMPNAME	TOTAL	BOARDMAN, JOHN	43.0
EMPNAME	TOTAL	CHANEY, HAROLD	61.0
EMPNAME	TOTAL	CONSTABLE, GEORGE L	514.0
EMPNAME	TOTAL	CUMMINS, JAMES	479.0
EMPNAME	TOTAL	CUMMINS, JAMES E	295.0
EMPNAME	TOTAL	GILBERT, L D	136.0
EMPNAME	TOTAL	HUBBARD, GEORGE	21.5
EMPNAME	TOTAL	JOHNSON, ALLAN	24.0
EMPNAME	TOTAL	JOHNSON, CLAUDE	61.5
EMPNAME	TOTAL	JOHNSON, CLAUDE E	33.0
EMPNAME	TOTAL	JONES, WILLIAM B	140.0
EMPNAME	TOTAL	MARTIN, LAWRENCE	33.0
EMPNAME	TOTAL	MARTIN, LAWRENCE E	87.5
EMPNAME	TOTAL	MULLIKIN, RAYMOND	33.0
EMPNAME	TOTAL	MURPHY, MICHAEL E	21.5

U.S.N.R.C. MANPOWER SYSTEM  
 REGULAR MAN HOURS EXPENDED FOR THE SELECTED DOCKET  
 FROM CP ISSUE DATE THROUGH END FY '83

REGION IV - OL REVIEW  
 05000382 WATERFORD 3

		EMPLOYEE NAME	REGULAR HOURS
PP1 ROUTINE INSPECTION			
EMPNME	TOTAL	NICHOLAS, JAMES B	37.0
EMPNME	TOTAL	ROBERDS, MONA J	34.5
EMPNME	TOTAL	SCHUM, WILLIAM S	120.5
EMPNME	TOTAL	TOMLINSON, DAN P	27.0
EMPNME	TOTAL	WHITTLESEY, KAREN	25.5
EMPNME	TOTAL	WHITTLESEY, KAREN A	33.0
ACT-CODE	TOTAL		2,322.5
PR1 REACTIVE ONSITE/OFFSITE INSPECTION			
EMPNME	TOTAL	CONSTABLE, GEORGE L	24.0
EMPNME	TOTAL	CUMMINS, JAMES	12.0
EMPNME	TOTAL	GILBERT, L D	9.0
EMPNME	TOTAL	JONES, WILLIAM D	4.0
EMPNME	TOTAL	KELLY, JAMES A	28.0
ACT-CODE	TOTAL		77.0
P1V INVESTIGATION			
EMPNME	TOTAL	CONSTABLE, GEORGE L	53.0
EMPNME	TOTAL	CUMMINS, JAMES	21.0
EMPNME	TOTAL	DRISKILL, DONALD D	117.0
EMPNME	TOTAL	KELLY, JAMES A	12.0
ACT-CODE	TOTAL		203.0
SR1 SITE PUBLIC RELATIONS			
EMPNME	TOTAL	CONSTABLE, GEORGE L	17.0
ACT-CODE	TOTAL		17.0
YR	TOTAL		5,579.0
FOR FISCAL YEAR '83 NOT RELATED TO AN ACTIVITY CODE			
EMPNME	TOTAL	COOLEY, RALPH A	85.0
EMPNME	TOTAL	PELLET, JOHN L	84.0

*Cooley 131  
 85.0  
 84.0*

*see p. 10 Row 2  
 for Description*

U.S.N.R.C. MANPOWER SYSTEM  
 REGULAR MAN HOURS EXPENDED FOR THE SELECTED DOCKET  
 FROM CP ISSUE DATE THROUGH END FY '83

REGION IV - OL REVIEW  
 05000382 WATERFORD 3

		EMPLOYEE NAME	REGULAR HOURS
FOR FISCAL YEAR '83 NOT RELATED TO AN ACTIVITY CODE			
ACT-CODE TOTAL			169.0
BR1 REACTIVE PREPARATION			
EMPNAME	TOTAL	CONSTABLE, GEORGE L	4.0
EMPNAME	TOTAL	FLIPPO, TRACY A	1.0
EMPNAME	TOTAL	HUBBARD, GEORGE	4.0
EMPNAME	TOTAL	TAPIA, JOE I	12.0
ACT-CODE	TOTAL		21.0
C01 DOCKET TRAVEL			
EMPNAME	TOTAL	BAER, RONALD E	14.0
EMPNAME	TOTAL	BESS, JACKIE E	6.0
EMPNAME	TOTAL	CHANEY, HAROLD	4.5
EMPNAME	TOTAL	CONSTABLE, GEORGE L	22.0
EMPNAME	TOTAL	CUMMINS, JAMES E	4.0
EMPNAME	TOTAL	FLIPPO, TRACY	10.5
EMPNAME	TOTAL	GILBERT, L D	23.0
EMPNAME	TOTAL	HACKNEY, CHARLES A	10.2
EMPNAME	TOTAL	HARRIS, RICHARD H.	7.0
EMPNAME	TOTAL	JOHNSON, CLAUDE	9.0
EMPNAME	TOTAL	KELLY, JAMES A	.0
EMPNAME	TOTAL	KERCH, HARRY	8.0
EMPNAME	TOTAL	MARTIN, LAWRENCE E	36.0
EMPNAME	TOTAL	MONTGOMERY, JAMES	3.0
EMPNAME	TOTAL	MULLIKIN, RAYMOND	23.0
EMPNAME	TOTAL	NICHOLAS, JAMES B	8.0
EMPNAME	TOTAL	OBBERG, CHESTER R	24.0
EMPNAME	TOTAL	REDANO, RICHARD T	13.0
EMPNAME	TOTAL	ROBERDS, MONA J	3.0
EMPNAME	TOTAL	TAPIA, JOE I	4.0
EMPNAME	TOTAL	VANDEL, THOMAS E	1.0
EMPNAME	TOTAL	WILBORN, LORENZO	13.0
EMPNAME	TOTAL	WISE, RUSSELL	8.0
ACT-CODE	TOTAL		254.2



REGION IV - OL REVIEW  
 05000382 WATERFORD 3

-----  
 EMPLOYEE  
 NAME  
 -----

REGULAR  
 HOURS  
 -----

## DR1 REACTIVE DOCUMENTATION

EMPNAME	TOTAL	CONSTABLE, GEORGE L	63.0
EMPNAME	TOTAL	EVANS, ABIGAIL C	8.0
EMPNAME	TOTAL	FLIPPO, TRACY A	10.0
EMPNAME	TOTAL	OBBERG, CHESTER R	10.0
ACT-CODE	TOTAL		91.0

## DOC ROUTINE DOCUMENTATION

EMPNAME	TOTAL	BAER, RONALD E	118.0
EMPNAME	TOTAL	BESS, JACKIE E	35.0
EMPNAME	TOTAL	CHANEY, HAROLD	118.0
EMPNAME	TOTAL	CONSTABLE, GEORGE L	246.0
EMPNAME	TOTAL	CUMMINS, JAMES	17.0
EMPNAME	TOTAL	CUMMINS, JAMES E	20.0
EMPNAME	TOTAL	FLIPPO, TRACY	18.0
EMPNAME	TOTAL	FLIPPO, TRACY A	180.0
EMPNAME	TOTAL	GILBERT, L D	49.0
EMPNAME	TOTAL	HACKNEY, CHARLES A	112.0
EMPNAME	TOTAL	HARRIS, RICHARD H.	38.0
EMPNAME	TOTAL	JAUDON, JOHNS P	12.5
EMPNAME	TOTAL	JOHNSON, CLAUDE	76.0
EMPNAME	TOTAL	KERCH, HARRY	40.0
EMPNAME	TOTAL	MARTIN, LAWRENCE E	156.0
EMPNAME	TOTAL	MONTGOMERY, JAMES	8.0
EMPNAME	TOTAL	MULLIKIN, RAYMOND	15.0
EMPNAME	TOTAL	NICHOLAS, JAMES B	99.0
EMPNAME	TOTAL	OBBERG, CHESTER R	84.0
EMPNAME	TOTAL	REDANO, RICHARD T	16.0
EMPNAME	TOTAL	ROBERDS, MONA J	24.0
EMPNAME	TOTAL	VANDEL, THOMAS E	13.5
EMPNAME	TOTAL	WILBORN, LORENZO	59.0
ACT-CODE	TOTAL		1,554.0

## PAP ROUTINE PREPARATION

EMPNAME	TOTAL	BAER, RONALD E	58.0
EMPNAME	TOTAL	BESS, JACKIE E	39.0

09/20/84

*Runs*

U. S. N. R. C. MANPOWER SYSTEM  
REGULAR MAN HOURS EXPENDED FOR THE SELECTED DOCKETS  
FOR FISCAL YEAR '84 THRU 05/23/84

PAGE 95

REGION IV - OL REVIEW  
05000382 WATERFORD 3

	REVIEWER INITIALS	NAME OF REVIEWER	REGULAR HOURS
APD ROUTINE DOCUMENTATION			64.0
REV-INIT TOTAL	ACE	ACEVANS	.0
REV-INIT TOTAL	CEO	CROBERG	116.0
REV-INIT TOTAL	CKJ	CEJOHNSON	172.0
REV-INIT TOTAL	CYH	CAHACKNEY	57.0
REV-INIT TOTAL	DPT	DPTOMLINSON	45.0
REV-INIT TOTAL	GEC	GLCONSTABLE	10.0
REV-INIT TOTAL	GET	GATODD	56.0
REV-INIT TOTAL	HDC	HDCHANEY	53.0
REV-INIT TOTAL	JAU	JMULIE	77.0
REV-INIT TOTAL	JJT	JITAPIA	34.0
REV-INIT TOTAL	JKT	JAKELLY	53.5
REV-INIT TOTAL	JLN	JBNICHOLAS	21.5
REV-INIT TOTAL	KCW	KAWHITTLESEY	64.0
REV-INIT TOTAL	KRB	REBAER	.0
REV-INIT TOTAL	LIM	LEMARTIN	20.0
REV-INIT TOTAL	LKG	LDGILBERT	91.5
REV-INIT TOTAL	MMN	MEMURPHY	20.0
REV-INIT TOTAL	RCQ	RACALDWELL	.0
REV-INIT TOTAL	RGT	RGTAYLOR	13.0
REV-INIT TOTAL	RMI	RPMULLIKIN	.0
REV-INIT TOTAL	RSU	RCSTEWART	91.0
REV-INIT TOTAL	TDF	T AFLIPPO	18.0
REV-INIT TOTAL	WJH	WLHOLLEY	33.0
REV-INIT TOTAL	ZJB	JEBESS	1,109.5
ACT-CODE TOTAL			
API ROUTINE ON-SITE/OFF-SITE INSPECTION			108.0
REV-INIT TOTAL	ACE	ACEVANS	.0
REV-INIT TOTAL	CEO	CROBERG	32.0
REV-INIT TOTAL	CHA	CCHARBUCK	192.0
REV-INIT TOTAL	CKJ	CEJOHNSON	93.0
REV-INIT TOTAL	CYH	CAHACKNEY	54.0
REV-INIT TOTAL	DPT	DPTOMLINSON	336.0
REV-INIT TOTAL	GEC	GLCONSTABLE	14.0
REV-INIT TOTAL	GET	GATODD	107.0
REV-INIT TOTAL	HDC	HDCHANEY	40.0
REV-INIT TOTAL	JAU	JMULIE	4.0
REV-INIT TOTAL	JDX	JBBAIRD	34.0
REV-INIT TOTAL	JJT	JITAPIA	

09/20/84

U.S. N R C. MANPOWER SYSTEM  
REGULAR MAN HOURS EXPENDED FOR THE SELECTED DOCKETS  
FOR FISCAL YEAR '84 THRU 06/23/84

PAGE 96

REGION IV - OL REVIEW  
05000382 WATERFORD 3

	REVIEWER INITIALS	NAME OF REVIEWER	REGULAR HOURS
API ROUTINE ON-SITE/OFF-SITE INSPECTION			
REV-INIT TOTAL	JKT	JAKELLY	79.0
REV-INIT TOTAL	JLN	JBNICHOLAS	84.0
REV-INIT TOTAL	KCW	KAWHITTLESEY	180.0
REV-INIT TOTAL	KRB	REBAER	104.0
REV-INIT TOTAL	LIM	LEMARTIN	24.0
REV-INIT TOTAL	LKG	LDGILBERT	25.0
REV-INIT TOTAL	MMN	MEMURPHY	35.0
REV-INIT TOTAL	RCQ	RACALDWELL	135.0
REV-INIT TOTAL	RGT	RGTAYLOR	.0
REV-INIT TOTAL	RMI	RPMULLIKIN	233.0
REV-INIT TOTAL	RSU	RCSTEWART	.0
REV-INIT TOTAL	TDF	TAFLIPPO	663.0
REV-INIT TOTAL	WJH	WLHOLLEY	43.0
REV-INIT TOTAL	YJB	JRBOARDMAN	38.0
REV-INIT TOTAL	ZJB	JEBESS	32.0
ACT-CODE TOTAL			2,689.0

	REVIEWER INITIALS	NAME OF REVIEWER	REGULAR HOURS
APP ROUTINE INSPECTION PREPARATION			
REV-INIT TOTAL	ACE	ACEVANS	40.0
REV-INIT TOTAL	CEO	CROBERG	1.0
REV-INIT TOTAL	CKJ	CEJOHNSO	110.0
REV-INIT TOTAL	CYH	CAHACKNE	64.0
REV-INIT TOTAL	DPT	DPTOMLINSON	6.0
REV-INIT TOTAL	FDM	FAMAURA	4.0
REV-INIT TOTAL	GEC	GLCONSTABLE	27.0
REV-INIT TOTAL	GET	GATODD	4.0
REV-INIT TOTAL	HDC	HDCHANEY	8.0
REV-INIT TOTAL	JAU	JMULIE	16.0
REV-INIT TOTAL	JJT	JITAPIA	8.0
REV-INIT TOTAL	JKT	JAKELLY	21.0
REV-INIT TOTAL	JLN	JBNICHOLAS	17.0
REV-INIT TOTAL	KCW	KAWHITTLESEY	21.0
REV-INIT TOTAL	KRB	REBAER	28.0
REV-INIT TOTAL	LIM	LEMARTIN	.0
REV-INIT TOTAL	LKG	LDGILBERT	18.0
REV-INIT TOTAL	MMN	MEMURPHY	25.0
REV-INIT TOTAL	RCQ	RACALDWELL	16.0
REV-INIT TOTAL	RGT	RGTAYLOR	.0
REV-INIT TOTAL	RMI	RPMULLIKIN	29.0

09/20/84

U. S. N. P. C. MANPOWER SYSTEM  
REGULAR MAN HOURS EXPENDED FOR THE SELECTED DOCKETS  
FOR FISCAL YEAR '84 THRU 06/23/84

PAGE 97

REGION IV - OL REVIEW  
05000382 WATERFORD 3

	REVIEWER INITIALS	NAME OF REVIEWER	REGULAR HOURS
APP ROUTINE INSPECTION PREPARATION			
	RSU	RCSTEWART	.0
REV-INIT TOTAL	SHP	SHPHILLIPS	5.0
REV-INIT TOTAL	TDF	T AFLIPPO	33.0
REV-INIT TOTAL	UJM	JLMONTGOMERY	8.0
REV-INIT TOTAL	WJH	WLHOLLEY	19.0
REV-INIT TOTAL	YJB	JRBOARDMAN	8.0
ACT-CODE TOTAL			536.0
ARD REACTIVE DOCUMENTATION			
	CEO	CROBERG	.0
REV-INIT TOTAL	DPT	DPTOMLINSON	37.0
REV-INIT TOTAL	FDM	FAMAURA	82.0
REV-INIT TOTAL	GEC	GLCONSTABLE	107.0
REV-INIT TOTAL	HDC	HDCHANEY	.0
REV-INIT TOTAL	JJT	JITAPIA	41.0
REV-INIT TOTAL	JSV	JFSCHAPKER	2.0
REV-INIT TOTAL	KCW	KAWHITTLESEY	2.0
REV-INIT TOTAL	LIM	LEMARTIN	.0
REV-INIT TOTAL	LKG	LDGILBERT	5.0
REV-INIT TOTAL	RGT	RGTAYLOR	16.0
REV-INIT TOTAL	RMI	RPMULLIKIN	101.0
REV-INIT TOTAL	RSU	RCSTEWART	23.0
REV-INIT TOTAL	RWW	RAWESTBERG	38.0
REV-INIT TOTAL	SHP	SHPHILLIPS	55.0
REV-INIT TOTAL	TDF	T AFLIPPO	10.0
REV-INIT TOTAL	YJB	JRBOARDMAN	10.0
REV-INIT TOTAL	ZJB	JEBESS	38.0
ACT-CODE TOTAL			567.0
ARI REACTIVE ON-SITE/OFF-SITE INSPECTION			
	CEO	CROBERG	.0
REV-INIT TOTAL	DPT	DPTOMLINSON	44.0
REV-INIT TOTAL	FDM	FAMAURA	38.5
REV-INIT TOTAL	GEC	GLCONSTABLE	255.0
REV-INIT TOTAL	JJT	JITAPIA	44.0
REV-INIT TOTAL	JSV	JFSCHAPKER	32.0
REV-INIT TOTAL	KCW	KAWHITTLESEY	100.5
REV-INIT TOTAL	LIM	LEMARTIN	.0

09/20/84

PAGE 98

U.S.N.R.C. MANPOWER SYSTEM  
 REGULAR MAN HOURS EXPENDED FOR THE SELECTED DOCKETS  
 FOR FISCAL YEAR '84 THRU 06/23/84

REGION IV - OL REVIEW  
 05000382 WATERFORD 3

	REVIEWER INITIALS	NAME OF REVIEWER	REGULAR HOURS
ARI REACTIVE ON-SITE/OFF-SITE INSPECTION			
REV-INIT TOTAL	LKG	LDGILBERT	8.0
REV-INIT TOTAL	RGT	RGTAYLOR	8.0
REV-INIT TOTAL	RMI	RPMULLIKIN	146.0
REV-INIT TOTAL	RNF	REFARRELL	100.0
REV-INIT TOTAL	RSU	RCSTEWART	0
REV-INIT TOTAL	RSV	RFSMITH	10.0
REV-INIT TOTAL	RWW	RAWESTBERG	80.0
REV-INIT TOTAL	SHP	SHPHILLIPS	92.0
REV-INIT TOTAL	TDF	TAFILIPPO	259.0
REV-INIT TOTAL	YJB	JRBOARDMAN	86.0
REV-INIT TOTAL	ZJB	JEBESS	74.0
ACT-CODE TOTAL			1,377.0
ARP REACTIVE INSPECTION PREPARATION			
REV-INIT TOTAL	CEO	CROBERG	0
REV-INIT TOTAL	FDM	FAMAURA	21.0
REV-INIT TOTAL	GEC	GLCONSTABLE	40.0
REV-INIT TOTAL	JJT	JITAPIA	114.0
REV-INIT TOTAL	JSV	JFSCHAPKER	1.0
REV-INIT TOTAL	LIM	LEMARTIN	0
REV-INIT TOTAL	RGT	RGTAYLOR	0
REV-INIT TOTAL	RMI	RPMULLIKIN	19.0
REV-INIT TOTAL	RSU	RCSTEWART	0
REV-INIT TOTAL	SHP	SHPHILLIPS	19.0
REV-INIT TOTAL	TDF	TAFILIPPO	5.0
REV-INIT TOTAL	YJB	JRBOARDMAN	12.0
REV-INIT TOTAL	ZJB	JEBESS	64.0
ACT-CODE TOTAL			295.0
ASI			
REV-INIT TOTAL	GEC	GLCONSTABLE	8.0
ACT-CODE TOTAL			8.0
AT INSPECTION-RELATED TRAVEL			
REV-INIT TOTAL	ACE	ACEVANS	12.0
REV-INIT TOTAL	CEO	CROBERG	0
REV-INIT TOTAL	CHA	CCHARBUCK	8.0

09/20/84

U.S.N.R.C. MANPOWER SYSTEM  
 REGULAR MAN HOURS EXPENDED FOR THE SELECTED DOCKETS  
 FOR FISCAL YEAR '84 THRU 06/23/84

PAGE 99

REGION IV - OL REVIEW  
 05000382 WATERFORD 3

	REVIEWER INITIALS	NAME OF REVIEWER	REGULAR HOURS
AT INSPECTION-RELATED TRAVEL			
REV-INIT TOTAL	CKJ	CEJOHNSON	30.0
REV-INIT TOTAL	CYH	CAHACKNEY	10.0
REV-INIT TOTAL	DPT	DPTOMLINSON	28.0
REV-INIT TOTAL	FDM	FAMAURA	18.5
REV-INIT TOTAL	GEC	GLCONSTABLE	11.0
REV-INIT TOTAL	GET	GATODD	10.0
REV-INIT TOTAL	HDC	HDCHANEY	.0
REV-INIT TOTAL	JAU	JMULIE	.0
REV-INIT TOTAL	JDX	JBBAIRD	12.0
REV-INIT TOTAL	JJT	JITAPIA	46.0
REV-INIT TOTAL	JKT	JAKELLY	20.0
REV-INIT TOTAL	JLN	JBNICHOLAS	.0
REV-INIT TOTAL	JPO	JLPELLET	7.0
REV-INIT TOTAL	JSV	JFSCHAPKER	10.0
REV-INIT TOTAL	KCW	KAWHITTLESEY	17.0
REV-INIT TOTAL	KRB	REBAER	.0
REV-INIT TOTAL	LIM	LEMARTIN	.0
REV-INIT TOTAL	LKG	LDGILBERT	15.0
REV-INIT TOTAL	MMN	MEMURPHY	5.0
REV-INIT TOTAL	RCO	RACOOLEY	8.0
REV-INIT TOTAL	RCQ	RACALDWELL	14.0
REV-INIT TOTAL	RGT	RGTAYLOR	4.0
REV-INIT TOTAL	RMI	RPMULLIKIN	58.0
REV-INIT TOTAL	RNF	REFARRELL	30.0
REV-INIT TOTAL	RSU	RCSTEWART	.0
REV-INIT TOTAL	RSV	RFSMITH	8.0
REV-INIT TOTAL	RWW	RAWESTBERG	38.0
REV-INIT TOTAL	SHP	SHPHILLIPS	19.0
REV-INIT TOTAL	TDF	TAFLIPPO	40.0
REV-INIT TOTAL	UJM	JLMONTGOMERY	7.0
REV-INIT TOTAL	WJH	WLHOLLEY	.0
REV-INIT TOTAL	YJB	JRBOARDMAN	11.0
REV-INIT TOTAL	ZJB	JEBESS	22.0
ACT-CODE TOTAL			518.5
BA1 NORMAL ENFORCEMENT ACTIVITIES			
REV-INIT TOTAL	CEO	CROBERG	.0
REV-INIT TOTAL	FDM	FAMAURA	6.0
REV-INIT TOTAL	GEC	GLCONSTABLE	.0

09/20/84

U.S.N.R.C. MANPOWER SYSTEM  
REGULAR MAN HOURS EXPENDED FOR THE SELECTED DOCKETS  
FOR FISCAL YEAR '84 THRU 06/23/84

PAGE 100

REGION IV - OL REVIEW  
05000382 WATERFORD 3

	REVIEWER INITIALS	NAME OF REVIEWER	REGULAR HOURS
<b>BA1 NORMAL ENFORCEMENT ACTIVITIES</b>			
REV-INIT TOTAL	LIM	LEMARTIN	.0
REV-INIT TOTAL	MCN	MMNEVIUS	38.0
REV-INIT TOTAL	RGT	RGTAYLOR	.0
REV-INIT TOTAL	RSU	RCSTEWART	.0
ACT-CODE TOTAL			44.0
<b>BA2 ESCALATED ENFORCEMENT ACTIVITIES</b>			
REV-INIT TOTAL	CEO	CROBERG	.0
REV-INIT TOTAL	DPT	DPTOMLINSON	6.0
REV-INIT TOTAL	GEC	GLCONSTABLE	.0
REV-INIT TOTAL	LIM	LEMARTIN	.0
REV-INIT TOTAL	RGT	RGTAYLOR	.0
REV-INIT TOTAL	RSU	RCSTEWART	.0
ACT-CODE TOTAL			6.0
<b>BC EP LICENSING REVIEWS</b>			
REV-INIT TOTAL	CYH	CAHACKNEY	37.0
REV-INIT TOTAL	JDX	JBBAIRD	18.0
REV-INIT TOTAL	UJM	JLMONTGOMERY	49.0
ACT-CODE TOTAL			102.0
<b>BE TECHNICAL SUPPORT FOR INVESTIGATIONS</b>			
REV-INIT TOTAL	CEO	CROBERG	.0
REV-INIT TOTAL	DPT	DPTOMLINSON	6.0
REV-INIT TOTAL	GEC	GLCONSTABLE	34.0
REV-INIT TOTAL	JIT	JITAPIA	52.0
REV-INIT TOTAL	KCW	KAWHITTLESEY	13.0
REV-INIT TOTAL	LIM	LEMARTIN	.0
REV-INIT TOTAL	LKG	LDGILBERT	3.0
REV-INIT TOTAL	RGT	RGTAYLOR	.0
REV-INIT TOTAL	RMI	RPMULLIKIN	34.0
REV-INIT TOTAL	RNF	REFARRELL	28.0
REV-INIT TOTAL	RSU	RCSTEWART	.0
REV-INIT TOTAL	SHP	SHPHILLIPS	91.0
REV-INIT TOTAL	IDF	TAFLIPPO	55.0
REV-INIT TOTAL	ZJB	JEBESS	51.0
ACT-CODE TOTAL			367.0

REGION IV - OL REVIEW  
 05000062 WATERFORD 3

	REVIEWER INITIALS	NAME OF REVIEWER	REGULAR HOURS
BJ ALLEGATION FOLLOW-UP			
REV-INIT TOTAL	CEO	CROBERG	0
REV-INIT TOTAL	CKJ	CEJOHNSON	133.0
REV-INIT TOTAL	GEC	GLCONSTABLE	186.0
REV-INIT TOTAL	JJT	JITAPIA	66.0
REV-INIT TOTAL	JSV	JFSCHAPKER	35.0
REV-INIT TOTAL	KCW	KAWHITTLESEY	234.0
REV-INIT TOTAL	LIM	LEMARTIN	0
REV-INIT TOTAL	MCN	MMNEVIUS	40.0
REV-INIT TOTAL	RGT	RGTAYLOR	0
REV-INIT TOTAL	RSU	RCSTEWART	0
REV-INIT TOTAL	RWW	RAWESTBERG	226.0
REV-INIT TOTAL	SHP	SNPHILLIPS	102.0
REV-INIT TOTAL	TGF	TAFLIPPO	66.0
ACT-CODE TOTAL			1,088.0
B00 TRAINING			
REV-INIT TOTAL	KPB	REBAER	6.0
ACT-CODE TOTAL			6.0
C00 TRAVEL			
REV-INIT TOTAL	CKJ	CEJOHNSON	4.0
REV-INIT TOTAL	GEC	GLCONSTABLE	3.0
ACT-CODE TOTAL			7.0
H00 ABSENCE			
REV-INIT TOTAL	GEC	GLCONSTABLE	38.0
ACT-CODE TOTAL			38.0
J00 ADMINISTRATIVE SUPPORT			
REV-INIT TOTAL	KRB	REBAER	4.0
REV-INIT TOTAL	RWW	RAWESTBERG	4.0
ACT-CODE TOTAL			8.0
LKB FOIA - DOCUMENT SEARCH			
REV-INIT TOTAL	ZJB	JEBESS	28.0



09/20/84

U.S.N.R.C. MANPOWER SYSTEM  
REGULAR MAN HOURS EXPENDED FOR THE SELECTED DOCKETS  
FOR FISCAL YEAR '84 THRU 06/23/84

REGION IV - OL REVIEW  
05000382 WATERFOOD 3

	REVIEWER INITIALS	NAME OF REVIEWER	REGULAR HOURS
LKB		FOIA - DOCUMENT SEARCH	
ACT-CODE TOTAL			28.0
NMS		NMSS RELATED ACTIVITIES	
REV-INIT TOTAL	RCO	RACCOLEY	2.0
ACT-CODE TOTAL			2.0
NRR		NRR YAC-RELATED ACTIVITY	
REV-INIT TOTAL	JPO	JLPELLET	227.0
REV-INIT TOTAL	RCO	RACCOLEY	126.0
REV-INIT TOTAL	ROI	REIRELAND	28.0
REV-INIT TOTAL	RSV	RFSMITH	183.0
REV-INIT TOTAL	SPM	SLMCURRAN	18.0
ACT-CODE TOTAL			576.0
RPE		REGIONAL OFFICE PROFESSIONAL EFFORT	
REV-INIT TOTAL	KRB	REBAER	8.0
ACT-CODE TOTAL			8.0
DOCKETNO TOTAL			9,382.0

*Handwritten notes:*  
 131  
 132  
 564  
 10-8

DISTRIBUTION

PDR  
LPDR  
/LFMB Actual Manpower File  
RMDiggs, LFMB  
CJHolloway, LFMB  
Reg. Docket File  
DWeiss, LFMB  
LFMB Reactor File  
LSolander, NRR  
MKaltman, NRR

Docket No. 50-410

JAN 11 1985

Niagara Mohawk Power Corporation  
ATTN: Mr. B. G. Hooten  
Executive Director, Nuclear Operations  
300 Erie Boulevard West  
Syracuse, New York 13202

Gentlemen:

As you are aware, 10 CFR 170 of the Commission's regulations for license and inspection fees was revised effective June 20, 1984. Section 170.12(b) of the revised rule provides that for applications for permits, licenses, facility reference design approvals, and special projects which have been on file with the Commission for review for six months or longer, the first bill for accumulated review costs would be sent to the applicant at the time the rule becomes effective and thereafter at six-month intervals or when the review is completed, whichever is earlier. The first bill for the operating license (OL) review will include applicable professional staff review time expended through June 23, 1984, and contractual support services expended to May 31, 1984. Subsequent bills covering six-month reviews will be issued approximately ninety days after the end of each six-month period which closes in December and June of each year.

Consistent with the requirements of 10 CFR 170.12(b), we have completed the cost analysis for the Nine Mile Point 2 OL application review for the period specified above. The cost through that period is \$1,442,447. The Office of Resource Management has been notified to bill your Corporation for this amount. When making payment, please make reference to the invoice number on your bill.

Enclosed is a copy of the revision to Part 170 as sent to all applicants and licensees on May 24, 1984.

Sincerely,

Original Signed by  
Wm. O. Miller

8501160437 (IP)

William O. Miller, Chief  
License Fee Management Branch  
Office of Administration

Enclosure:  
Revision to Part 170 w/Notice

OFFICE	of 5/24/84	LFMB:ADM	LFMB:ADM	LFMB:ADM		
NAME		CJHolloway:eb	RMDiggs	WOMiller		
DATE		1/8/85	1/10/85	1/10/85		



UNITED STATES  
NUCLEAR REGULATORY COMMISSION  
WASHINGTON, D. C. 20555

Docket No. EJ-410

JAN 11 1985

MEMORANDUM FOR: Files

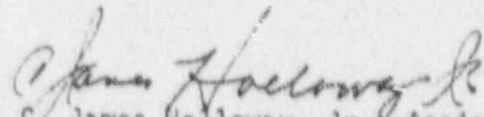
THRU: William O. Miller, Chief, License Fee Management Branch, ADM

FROM: C. James Holloway, Jr., Assistant Chief, License Fee Management Branch, ADM

SUBJECT: NINE MILE POINT 2 OPERATING LICENSE REVIEW COSTS

10 CFR 170 of the Commission's regulations for license fees was revised effective June 20, 1984. Section 170.12(b) of the revised rule provides that applications for operating license (OL) review which have been pending with the Commission for six months or longer, the first bill for accumulated review costs would be sent to the applicant at the time the rule becomes effective and at six-month intervals thereafter until the review is completed, whichever is earlier. The first bills for OL review will include applicable professional staff review time expended through June 23, 1984, and contractual support services expended to May 31, 1984. Subsequent bills covering six-month reviews will be issued approximately ninety days after the end of each six-month period which closes in December and June of each year.

In accordance with Section 170.12(b), we have reviewed the cost incurred by the various program offices directly involved in processing the Nine Mile Point 2 operating license. Attached is a summary of the review costs as well as the supporting documentation from the program offices. The attachment shows that a total of \$1,442,447 was expended through June 23, 1984 for the OL review.

  
C. James Holloway, Jr., Assistant Chief  
License Fee Management Branch  
Office of Administration

Enclosure:  
Summary of costs and supporting  
documentation

~~8501160440~~ (2p)

NIAGARA MOHAWK POWER CORPORATION  
 OPERATING LICENSE REVIEW COSTS THROUGH JUNE 23, 1984

FACILITY: Nine Mile Point 2

DOCKET NO.: 50-410

<u>Program Office Review</u>	<u>Costs Per Professional Staff-hour</u>	<u>Professional Staff-hours Expended</u>	<u>Staff-hour Costs</u>	<u>Contractual Costs</u>	<u>Total Costs</u>
1. NRR	\$39	20,156.1	\$ 786,088	\$191,886	\$ 977,974
2. IE-HQ	36	630.0	22,680	17,075	39,755
3. REGIONS	36	11,528.5	415,026	-	415,026
4. ACRS	50	27.4	1,370	-	1,370
5. NMSS	38	219.0	8,322	-	8,322

Total Cost: \$ 1,442,447

ENCLOSURE 1



UNITED STATES  
NUCLEAR REGULATORY COMMISSION  
WASHINGTON, D. C. 20555

Holloway  
WORK COPY

September 25 1984  
84 SEP 23 P2:37

MEMORANDUM FOR: Patricia J. Norry, Director  
Office of Administration  
U.S. NRC  
LIC FEE MGMT. BRANCH

FROM: Jesse L. Funches, Director  
Planning and Program Analysis Staff  
Office of Nuclear Reactor Regulation

SUBJECT: 10 CFR 170 NOTE OF FINAL RULEMAKING - REQUESTED LICENSE  
FEE INFORMATION

Enclosed is the NRR response to your memorandum of July 3, 1984. Our response includes: 1) a listing of the dockets for which we have assembled data; 2) the professional staff hours that have been reported to the RAMS system, by docket, indicating regular and non-regular hours, and any hearing effort reported, covering the period between Construction Permit issuance and June 23, 1984; 3) a listing of plants that have had contested hearings; 4) a listing of casework plants that have associated PRA review effort, including hours reported and associated FIN numbers; 5) a listing of all identified contract effort for all dockets that have specific technical assistance charges, with PRA review effort charges identified; and 6) a listing of professional staff hours reported and contract costs for topical reports. Not included are contract costs for FINs covering one or more non-docket specific topical reports for the period 10/1/83 - 6/30/84, which will be forwarded to you under separate cover when software fixes to the TAPSS system are completed.

Enclosure 1 is a list of all OL applications currently on file and applications for standard design reviews that we have gathered the information you requested. For EPR1 SDA and FNP 1-8, the Project Managers have decided that these projects are not fee-recoverable.

Enclosure 2 indicates professional staff hours for each docket that was reported in the RAMS system from the date of the Construction Permit issuance through June 23, 1984. Regular and non-regular professional staff hours are indicated. From the total hours shown, hearing effort, is broken out. To the extent feasible, data on hours that were reported have been reviewed by the Project Managers. However, in some instances where there are hours charged many years ago, there is no basis for reviewing hours reported, and these hours are included as they are reported in RAMS.

Enclosure 3 indicates a listing of plants that have had contested hearings.

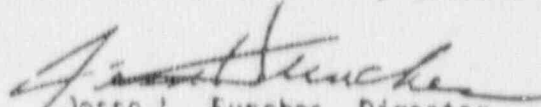
8410100654 (7 pp)

Enclosure 4 is a listing of Casework plants that have associated PRA review effort, showing professional staff hours reported in RAMS and any associated FIN numbers.

Enclosure 5 lists all identified contract effort for all dockets that have specific technical assistance charges. The first part indicates charges through September 30, 1983. The printout indicates any associated charges by docket for the period October 1, 1983 through May 30, 1984. As you are aware, technical assistance charges are reported on a monthly basis, not weekly, therefore these charges are through May 30, 1984 instead of June 23, 1984. PRA review effort is identified.

Enclosure 6 is a printout listing professional staff hours reported and contract costs associated with topical reports submitted after March 23, 1978 and still being reviewed through June 23, 1984. Contract costs for non-docket-specific topical reports for the period 10/1/83 - 6/30/84 are not available at this time. They will be submitted at a later date.

Please contact Lars Solander of my staff if you have any questions.

  
Jesse L. Funches, Director  
Planning and Program Analysis Staff  
Office of Nuclear Reactor Regulation

Enclosures:  
As stated

NRR Professional STAFF Hours  
- 2 -

OFFICE OF NRR

Plant	Docket No.	Manpower Hours			Hearing Charges Out of T	
		Reg.	Non Reg. Hrs.	Total	Reg.	Non Reg. Hrs.
↗ Nine Mile 1, 2	50-410	20,156.1	777.1	20,933.2	90	0
↘ Palo Verde 1	50-528	31,166.3	1,883.8	33,050.1	494.5	44.5
↘ Palo Verde 2	50-529	1,995.6	60.8	2,056.4	872.8	11
↘ Palo Verde 3	50-530	210.8	4	214.8	6	0
↘ Perry 1	50-440	34,003.7	1,716.8	35,720.5	4,052.2	119.5
↘ Perry 2	50-441	342.0	14.5	356.5	16	0
River Bend 1	50-458	23,970.3	832.1	24,802.4	54	0
River Bend 2	50-459	891.5	39.0	930.5	0	0
↘ Seabrook 1	50-443	43,444.4	2,945.2	46,389.6	2,365.5	223.0
↘ Seabrook 2	50-444	1,687.9	100.5	1,788.4	241.0	37.0
↘ Shearon Harris 1	50-400	32,456.5	1,138.9	33,595.4	1,631.0	156.0
↘ Shearon Harris 2	50-401	425.0	4.5	429.5	0	0
↘ Shoreham 1	50-322	68,062.2	4,056.1	72,118.3	15,365.0	1,017.9
South Texas 1	50-498	26,756.3	1,223.1	27,979.4	8,700.5	394.4
South Texas 2	50-499	3,74	33	3,827	2,202	17
Vogtle 1	50-424	14,514.5	748.6	15,263.1	409	122
Vogtle 2	50-425	216	9.5	225.5	0	0
↘ Waterford 3	50-382	41,018	3,894.7	44,912.7	877.8	72
Watts Bar 1	50-390	48,200.7	2,884.6	51,085.3	565	9
Watts Bar 2	50-391	2,033.7	39.6	2,073.3	0	0
Westinghouse	50-601	1,208	55	1,263	0	0
↘ Wolf Creek 1	50-482	20,173.7	1,163.9	21,337.6	458.3	31.4
↘ WPPSS 1	50-460	5,470.5	229.2	5,699.7	520.5	19
↘ WPPSS 3	50-508	22,961	1,249.3	24,210.3	1,064.5	109
Yellow Creek 1	50-566	1,645	116	1,761	81	3

Plants Which Have Had Contested Hearings

<u>Plant</u>	<u>Docket No.s</u>
*Byron 1 & 2	50-454, 455
*Catawba 1 & 2	50-413, 414
*Clinton 1	50-461
*Comanche Peak 1 & 2	50-445, 446
*Diablo Canyon 2	50-323
*Fiermi 2	50-341
*Limerick 1 & 2	50-352, 353
*Marble Hill 1 & 2	50-546, 547
*Midland 1 & 2	50-329, 330
*Palo Verde 1, 2, 3	50-528, 529, 530
*Perry 1 & 2	50-440, 441
*Seabrook 1 & 2	50-443, 444
*Shearon Harris 1 & 2	50-400, 401
*Shoreham 1	50-322
*Waterford 3	50-382
*Wolf Creek 1	50-482
*WPPSS 1	50-460

*Nine Mile Point 2 was not  
contested per this listing.*



Plant	Docket No.	Total Cost	PRA Portion		
Grand Gulf 2	50-417	801,137.3	- 0 -		
Hope Creek 1	50-354	54,831	- 0 -		
Limerick 1 & 2	50-352/353	683,268.89	419,251	UNIT 1	UNIT 2
Unit 1		851,058.15		341,635	241,635
Unit 2		15,772.00		851,058	-
Total all costs		1,550,099.04		-	15,772
				1,192,693	357,400
Marble Hill 1 & 2 (all charged to both units)	50-546/547	148,241.54	- 0 -	UNIT 1	UNIT 2
				74,121	74,121
Midland 1 & 2	50-329/330	1,996,535.39	- 0 -	UNIT 1	UNIT 2
Unit 1		118,114.00		997,268	997,268
Unit 2		56,314.00		118,114	-
Total all costs		2,170,963.39		-	56,314
				1,116,382	1,054,582
Millstone 3	50-423	76,229.49	30,000		
Nine Mile Point 2	50-410	80,807.06	- 0 -		
Palo Verde 1,2,3	50-528/529/530	776,693.24	- 0 -	UNIT 1	UNIT 2
Unit 1		307,729		255,898	255,898
Unit 2		1,504.00		307,729	-
Unit 3		378.00		-	1,504
Total all costs		1,086,304.24		-	-
				566,627	260,402
Perry 1 & 2	50-440/441	288,383.52	- 0 -	UNIT 1	UNIT 2
Unit 1		245,200.00		144,192	144,192
Unit 2		51,200.00		245,200	-
Total all costs		584,783.52		-	51,200
				389,392	195,392
River Bend 1 & 2	50-458/459	346,940.88	- 0 -	UNIT 1	UNIT 2
Unit 1		181,949.71		173,971	173,971
Unit 2		25,903.00		181,950	-
Total all costs		554,793.59		-	25,903
				355,421	199,371
Seabrook 1 & 2	50-443/444	503,297.67	- 0 -	UNIT 1	UNIT 2
Unit 1		178,405.00		251,649	251,649
Unit 2		12,405.00		178,405	-
Total all costs		694,107.67		-	12,405
				430,054	264,054
Shearon Harris 1 & 2	50-400,401	325,454.20	- 0 -	UNIT 1	UNIT 2
Unit 1		112,479		162,727	162,727
Unit 2		6,233		112,479	-
Total all costs		444,166.20		-	6,233
				275,206	168,960

R-1206307

NUCLEAR REGULATORY COMMISSION  
TECHNICAL ASSISTANCE PROGRAM SUPPORT SYSTEM  
REPORT FOR LICENSE FEE ASSESSMENTS

RUN DATE: 09/17/84

*October, 1983 - May 31, 1984*

PERIOD: ~~September 1983 - May 31, 1984~~  
VENDOR/FACILITY: ~~MINE MILE POINT 2~~

(DOCKET # 0410)

FIN	CONTR	CUMULATIVE AMOUNT IDENTIFIED PRIOR TO THIS PERIOD	AMOUNT IDENTIFIED THIS PERIOD	CUMULATIVE AMOUNT IDENTIFIED INCLUDING THIS PERIOD	COST INCURRED AND VALIDATED IN THIS PERIOD	COST INCURRED PRIOR TO THIS PERIOD BUT VALIDATED IN THIS PERIOD
A3714	BNL	0.00	32,919.00	32,919.00		10,781.00 01/84 10,179.00 02/84 7,040.00 03/84 4,919.00
A8458	INEL	0.00	9,866.00	9,866.00		10/83 870.00 11/83 1,762.00 12/83 1,910.00 01/84 4,648.00 02/84 327.00 05/84 349.00
80785	ORNL	0.00	14,426.00	14,426.00		04/84 5,767.00 05/84 8,659.00
80780	ORNL	0.00	26,881.00	26,881.00		01/84 7,533.00 02/84 14,465.00 03/84 4,883.00
82173	PML	0.00	5,800.00	5,800.00		01/84 5,800.00
82340	PML	0.00	2,700.10	2,700.10		11/83 800.00 12/83 800.00 01/84 400.00 02/84 0.10 03/84 500.00 04/84 500.00 05/84 100.00
82537	PML	0.00	514.00	514.00		03/84 276.00 04/84 237.00 05/84 1.00

R-1208307

NUCLEAR REGULATORY COMMISSION  
TECHNICAL ASSISTANCE PROGRAM SUPPORT SYSTEM  
REPORT FOR LICENSE FEE ASSESSMENTS

RUN DATE: 09/17/84

*October 1, 1983 - May 31, 1984*

PERIOD: ~~September 1, 1983 - September 30, 1984~~  
VENDOR/FACILITY: WINE MILE POINT 2

(DOCKET # 0410)

FIN	CONTR	CUMULATIVE AMOUNT IDENTIFIED PRIOR TO THIS PERIOD	AMOUNT IDENTIFIED THIS PERIOD	CUMULATIVE AMOUNT IDENTIFIED INCLUDING THIS PERIOD	COST INCURRED AND VALIDATED IN THIS PERIOD	COST INCURRED PRIOR TO THIS PERIOD BUT VALIDATED IN THIS PERIOD
82544	PNL	0.00	1,800.00	1,800.00		11/83 500.00 12/83 1,100.00
88642	ZREF	0.00	4,573.22	4,573.22		11/83 366.88 12/83 2,894.37 01/84 1,511.88
88678	ZSEA	0.00	12,000.00	12,000.00		03/84 1,500.00 04/84 8,000.00 05/84 1,500.00
FACILITY TOTAL -					111,079.32	111,079.32
					0.00	

111,079.32 6/6