

TENNESSEE VALLEY AUTHORITY

CHATTANOOGA, TENNESSEE 37401

400 Chestnut Street Tower II

October 19, 1982

TVA-SQN-TS-37

Mr. Harold R. Denton, Director
Office of Nuclear Reactor Regulation
U.S. Nuclear Regulatory Commission
Washington, D.C. 20555

Dear Mr. Denton:

In the Matter of) Docket Nos. 50-327
Tennessee Valley Authority ; 50-328

In my September 17, 1982 letter to you, we provided the application for the reload operating license for our Sequoyah Nuclear Plant unit 1 (DPR-77). Enclosed are revised figures to be incorporated into Appendix B (Peaking Factor Limit Report) to the Reload Safety Evaluation for unit 1, cycle 2 reload operations.

If you have any questions concerning this matter, please get in touch with R. H. Shell at FTS 858-2688.

Very truly yours,

TENNESSEE VALLEY AUTHORITY

D S Kammer

D. S. Kammer
Nuclear Engineer

Sworn to and subscribed before me
this 19th day of Oct. 1982

Bryant M. Lowery

Notary Public

My Commission Expires 4/8/86

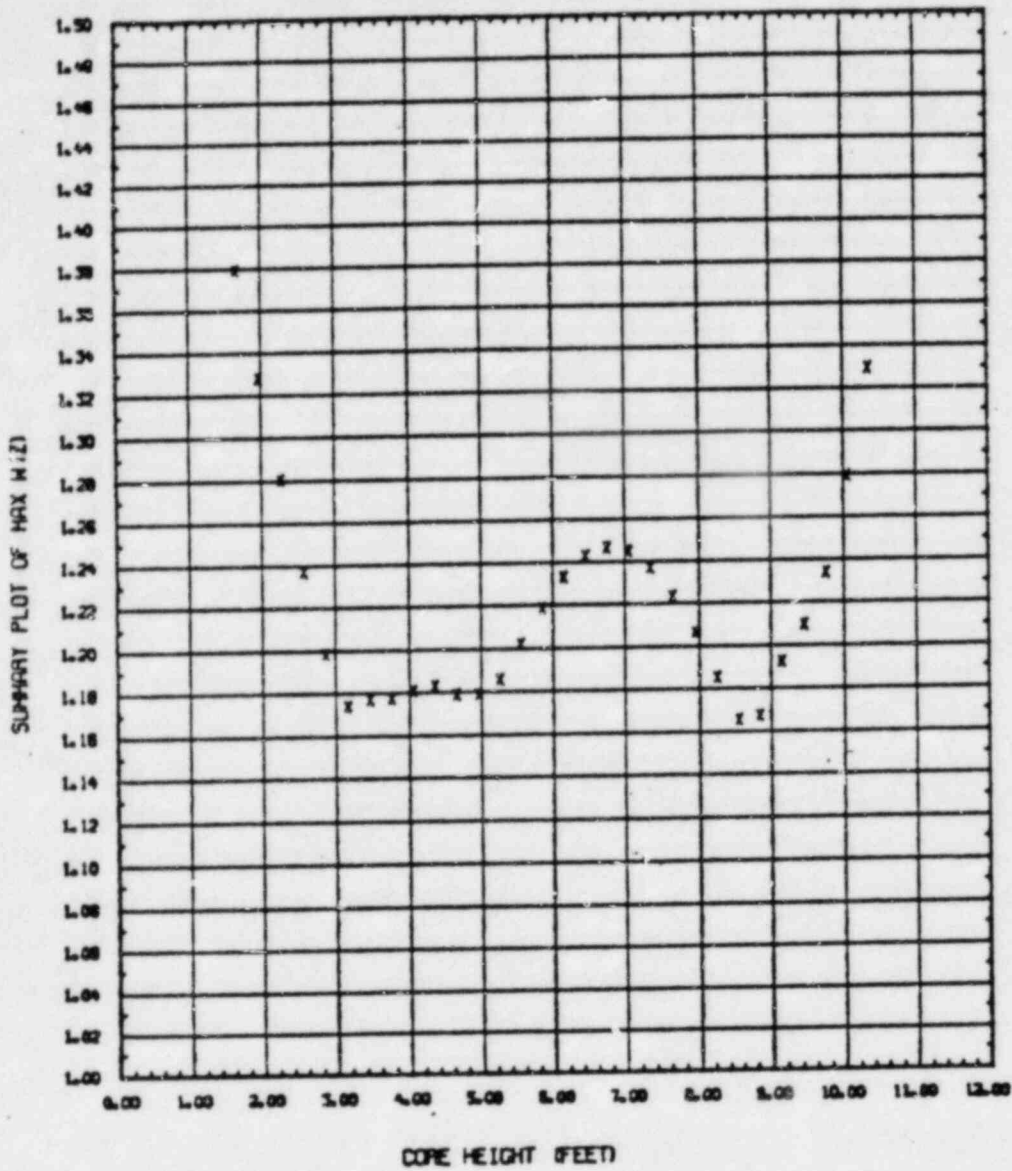
Enclosure

cc: U.S. Nuclear Regulatory Commission
Region VI
Attn: Mr. James P. O'Reilly, Regional Administrator
101 Marietta Street, Suite 3100
Atlanta, Georgia 30303

A001

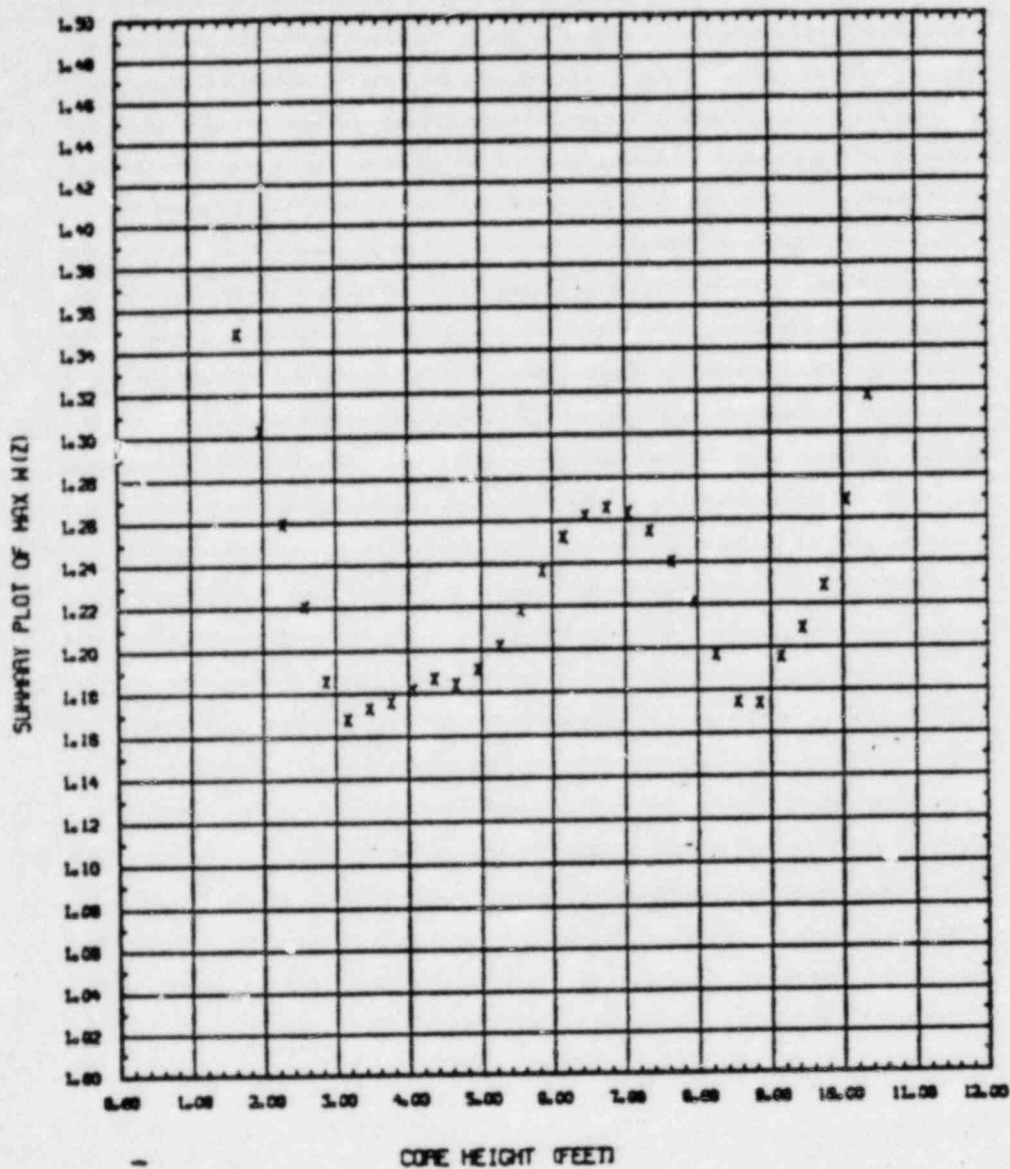
8210260228 821019
PDR ADOCK 05000327
P PDR

APPENDIX B PEAKING FACTOR LIMIT REPORT



*Top and bottom 15% excluded as per
Technical Specification 4.2.2.2.g

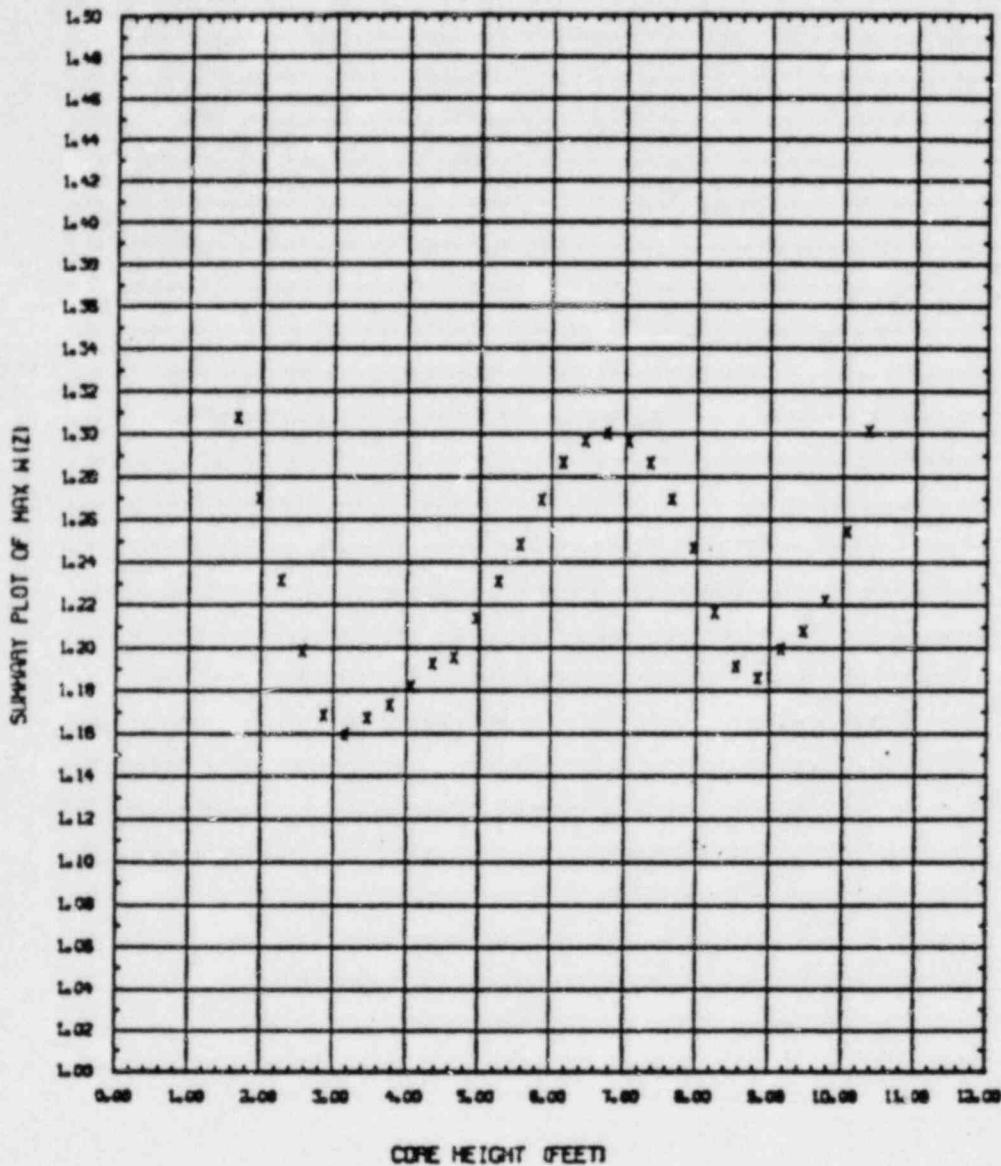
FIGURE 1
SEQUOYAH UNIT 1, CYCLE 2 RAOC W(z)
FOR CYCLE BURNUPS BETWEEN 0 AND 1000



HEIGHT (FEET)	MAX W(Z)
.15	0.000 *
.45	0.000 *
.75	0.000 *
1.05	0.000 *
1.35	0.000 *
1.65	1.349
1.95	1.303
2.25	1.259
2.55	1.220
2.85	1.185
3.15	1.168
3.45	1.173
3.75	1.175
4.05	1.181
4.35	1.186
4.65	1.184
4.95	1.191
5.25	1.201
5.55	1.218
5.85	1.236
6.15	1.252
6.45	1.262
6.75	1.266
7.05	1.263
7.35	1.255
7.65	1.240
7.95	1.221
8.25	1.196
8.55	1.174
8.85	1.173
9.15	1.195
9.45	1.209
9.75	1.229
10.05	1.268
10.35	1.318
10.65	0.000 *
10.95	0.000 *
11.25	0.000 *
11.55	0.000 *
11.85	0.000 *

*Top and bottom 15% excluded as per
Technical Specification 4.2.2.2.g

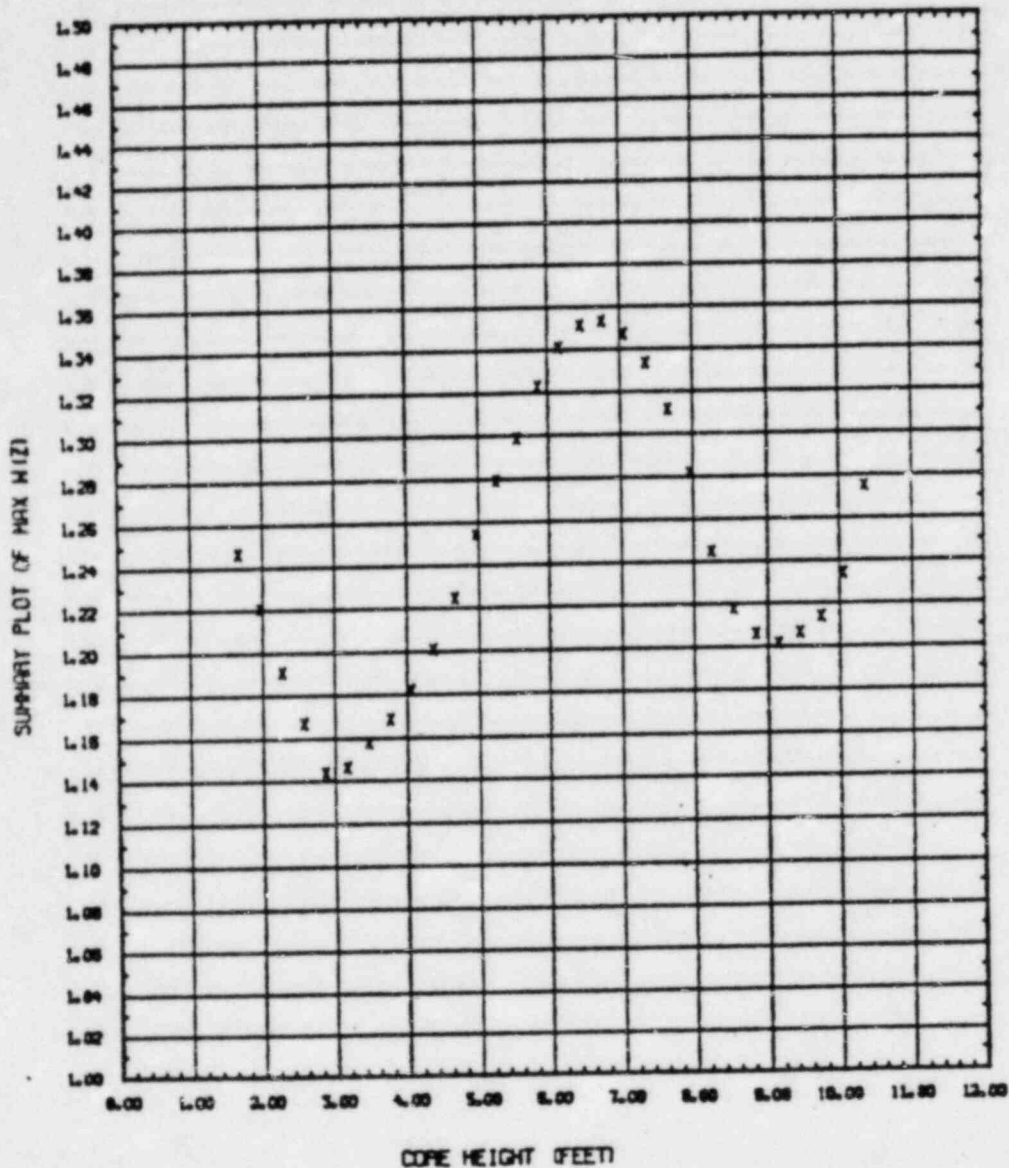
FIGURE 2
SEQUOYAH UNIT 1, CYCLE 2 RAOC W(z)
FOR CYCLE BURNUPS BETWEEN 1000 AND 2000



HEIGHT (FEET)	MAX W(z)
.15	0.000 *
.45	0.000 *
.75	0.000 *
1.05	0.000 *
1.35	0.000 *
1.65	1.307
1.95	1.270
2.25	1.231
2.55	1.198
2.85	1.168
3.15	1.159
3.45	1.167
3.75	1.173
4.05	1.182
4.35	1.192
4.65	1.195
4.95	1.213
5.25	1.231
5.55	1.248
5.85	1.269
6.15	1.287
6.45	1.297
6.75	1.300
7.05	1.296
7.35	1.286
7.65	1.269
7.95	1.246
8.25	1.216
8.55	1.191
8.85	1.186
9.15	1.199
9.45	1.208
9.75	1.222
10.05	1.254
10.35	1.301
10.65	0.000 *
10.95	0.000 *
11.25	0.000 *
11.55	0.000 *
11.85	0.000 *

*Top and bottom 15% excluded as per
Technical Specification 4.2.2.2.g

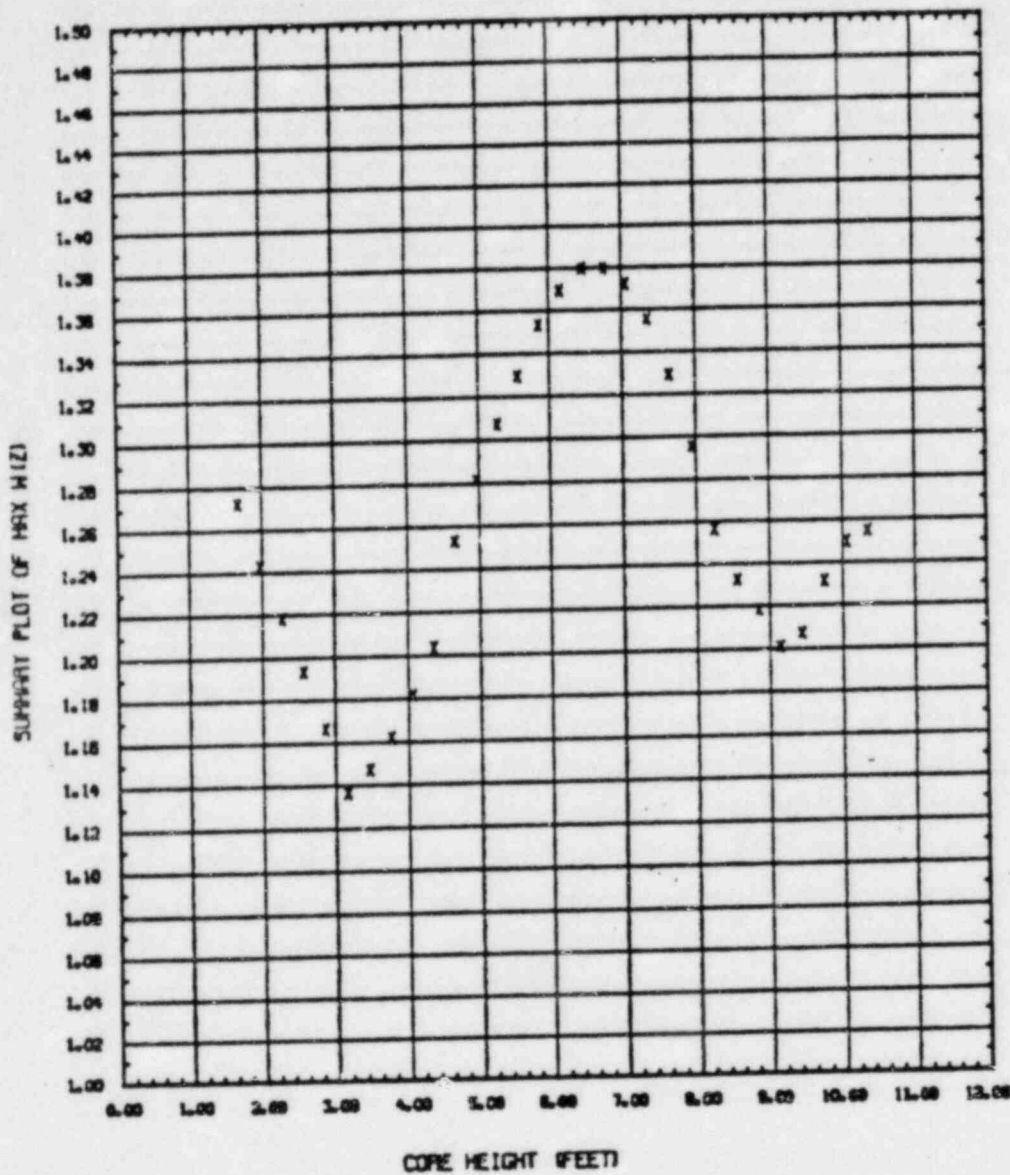
FIGURE 3
SEQUOYAH UNIT 1, CYCLE 2 RAOC W(z)
FOR CYCLE BURNUPS BETWEEN 2000 AND 4000



HEIGHT (FEET)	MAX W(z)
.15	0.000 *
.45	0.000 *
.75	0.000 *
1.05	0.000 *
1.35	0.000 *
1.65	1.246
1.95	1.220
2.25	1.191
2.55	1.167
2.85	1.144
3.15	1.146
3.45	1.157
3.75	1.168
4.05	1.182
4.35	1.201
4.65	1.224
4.95	1.254
5.25	1.279
5.55	1.299
5.85	1.323
6.15	1.341
6.45	1.351
6.75	1.353
7.05	1.347
7.35	1.334
7.65	1.312
7.95	1.282
8.25	1.245
8.55	1.218
8.85	1.206
9.15	1.201
9.45	1.206
9.75	1.214
10.05	1.234
10.35	1.275
10.65	0.000 *
10.95	0.000 *
11.25	0.000 *
11.55	0.000 *
11.85	0.000 *

*Top and bottom 15% excluded as per Technical Specification 4.2.2.2.g

FIGURE 4
 SEQUOYAH UNIT 1, CYCLE 2 RAOC W(z)
 FOR CYCLE BURNUPS BETWEEN 4000 AND 8000



HEIGHT (FEET)	MAX W(z)
.15	0.000 *
.45	0.000 *
.75	0.000 *
1.05	0.000 *
1.35	0.000 *
1.65	1.272
1.95	1.243
2.25	1.218
2.55	1.193
2.85	1.166
3.15	1.136
3.45	1.147
3.75	1.162
4.05	1.181
4.35	1.203
4.65	1.253
4.95	1.281
5.25	1.307
5.55	1.330
5.85	1.353
6.15	1.370
6.45	1.380
6.75	1.380
7.05	1.372
7.35	1.355
7.65	1.329
7.95	1.295
8.25	1.256
8.55	1.232
8.85	1.218
9.15	1.201
9.45	1.207
9.75	1.231
10.05	1.250
10.35	1.255
10.65	0.000 *
10.95	0.000 *
11.25	0.000 *
11.55	0.000 *
11.85	0.000 *

*Top and bottom 15% excluded as per
 Technical Specification 4.2.2.2.g

FIGURE 5
 SEQUOYAH UNIT 1, CYCLE 2 RAOC W(z)
 FOR CYCLE BURNUPS BETWEEN 8000 AND EOL