

EOP: ES-3.1	TITLE: POST-SGTR COOLDOWN USING BACKFILL	REV: 8 PAGE 1 of 9
----------------	---	-----------------------


ROCHESTER GAS AND ELECTRIC CORPORATION

GINNA STATION

CONTROLLED COPY NUMBER 23

TECHNICAL REVIEW

PORC REVIEW DATE 3-30-94



PLANT SUPERINTENDENT

4-7-94

EFFECTIVE DATE

CATEGORY 1.0

REVIEWED BY: _____

EOP: ES-3.1	TITLE: POST-SGTR COOLDOWN USING BACKFILL	REV: 8 PAGE 2 of 9
----------------	---	-----------------------

- A. PURPOSE - This procedure provides actions to cool down and depressurize the plant to cold shutdown conditions following a SGTR. This recovery method depressurizes the ruptured S/G by draining it through the ruptured S/G tubes into the RCS.
- B. ENTRY CONDITIONS/SYMPTOMS
1. ENTRY CONDITIONS - This procedure is entered from:
 - a. E-3 STEAM GENERATOR TUBE RUPTURE, if plant staff selects backfill method.
 - b. ES-3.2, POST-SGTR COOLDOWN USING BLOWDOWN, when blowdown is not available and plant staff selects backfill method.

STEP	ACTION/EXPECTED RESPONSE	RESPONSE NOT OBTAINED
------	--------------------------	-----------------------

CAUTION

INADVERTANT CRITICALITY MAY OCCUR FOLLOWING NATURAL CIRCULATION COOLDOWN IF THE RCP IN THE RUPTURED LOOP IS STARTED FIRST.

- NOTE:
- o FOLDOUT page should be open AND monitored periodically.
 - o Adverse CNMT values should be used whenever CNMT pressure is greater than 4 psig or CNMT radiation is greater than 10^{+05} R/hr.

1 Energize PRZR Heaters As Necessary To Saturate PRZR Water At Ruptured S/G Pressure

STEP

ACTION/EXPECTED RESPONSE

RESPONSE NOT OBTAINED

2 Check If SI ACCUMs Should Be Isolated:

a. Check the following:

- o RCS subcooling based on core exit T/Cs - GREATER THAN 0°F USING FIGURE MIN SUBCOOLING
- o PRZR level - GREATER THAN 5% [30% adverse CNMT]

b. Dispatch AO with locked valve key to locally close breakers for SI ACCUM discharge valves

- MOV-841, MCC C position 12F
- MOV-865, MCC D position 12C

c. Close SI ACCUM outlet valves

- ACCUM a, MOV-841
- ACCUM b, MOV-865

d. Locally reopen breakers for MOV-841 and MOV-865

a. Go to ECA-3.1, SGTR WITH LOSS OF REACTOR COOLANT - SUBCOOLED RECOVERY DESIRED, Step 1.

c. Vent any unisolated ACCUMs:

1) Open vent valves for unisolated SI ACCUMs.

- ACCUM A, AOV-834A
- ACCUM B, AOV-834B

2) Open HCV-945.

STEP	ACTION/EXPECTED RESPONSE	RESPONSE NOT OBTAINED
------	--------------------------	-----------------------

NOTE: Leakage from ruptured S/G into RCS will dilute RCS boron concentration.

3 Verify Adequate Shutdown Margin

- | | |
|--|---|
| <ul style="list-style-type: none"> a. Direct HP to sample RCS and ruptured S/G for boron concentration b. Verify boron concentration - GREATER THAN REQUIREMENTS OF FIGURE SDM | <ul style="list-style-type: none"> b. Borate as necessary. |
|--|---|

CAUTION

IF CST LEVEL DECREASES TO LESS THAN 5 FEET, THEN ALTERNATE WATER SOURCES FOR AFW PUMPS WILL BE NECESSARY (REFER TO ER-AFW.1, ALTERNATE WATER SUPPLY TO AFW PUMPS).

NOTE: TDAFW pump flow control valves fail open on loss of IA.

* 4 Monitor Intact S/G Level:

- | | |
|--|--|
| <ul style="list-style-type: none"> a. Narrow range level - GREATER THAN 5% [25% adverse CNMT] b. Control feed flow to maintain narrow range level between 17% [25% adverse CNMT] and 50% | <ul style="list-style-type: none"> a. Maintain total feed flow greater than 200 gpm until narrow range level greater than 5% [25% adverse CNMT] in the intact S/G. b. <u>IF</u> narrow range level in the intact S/G continues to increase in an uncontrolled manner, <u>THEN</u> go to ECA-3.1, SGTR WITH LOSS OF REACTOR COOLANT - SUBCOOLED RECOVERY DESIRED, Step 1. |
|--|--|

STEP

ACTION/EXPECTED RESPONSE

RESPONSE NOT OBTAINED

NOTE: Since ruptured S/G may continue to depressurize to less than the minimum RCS pressure necessary for continued RCP operation, cooldown to cold shutdown should not be delayed.

5 Initiate RCS Cooldown To Cold Shutdown:

- a. Establish and maintain cooldown rate in RCS cold legs - LESS THAN 100°F/HR
- b. Use RHR system if in service
- c. Dump steam to condenser from intact S/G
- c. Manually or locally dump steam using intact S/G ARV.

IF no intact S/G available and RHR system NOT in service, THEN perform the following:

- o Use faulted S/G.

-OR-

- o Go to ECA-3 1, SGTR WITH LOSS OF REACTOR COOLANT - SUBCOOLED RECOVERY DESIRED, Step 1.

* 6 Monitor Ruptured S/G Narrow Range Level - LEVEL GREATER THAN 17% [25% adverse CNMT]

Refill ruptured S/G to 67% [55% adverse CNMT] using feed flow.

IF either of the following conditions occurs, THEN stop feed flow to ruptured S/G:

- o Ruptured S/G pressure decreases in an uncontrolled manner.

-OR-

- o Ruptured S/G pressure increases to 1020 psig.

STEP

ACTION/EXPECTED RESPONSE

RESPONSE NOT OBTAINED

* 7 Control RCS Makeup Flow And
Letdown To Maintain PRZR
Level:

- | | |
|--|---|
| <p>a. PRZR level - GREATER THAN 13%
[40% adverse CNMT]</p> <p>b. PRZR level - LESS THAN 75% [65%
adverse CNMT]</p> | <p>a. Increase RCS makeup flow as
necessary and go to Step 8.</p> <p>b. Decrease RCS makeup flow to
decrease level and go to Step 10.</p> |
|--|---|

NOTE: The upper head region may void during RCS depressurization if RCPs are not running. This may result in a rapidly increasing PRZR level.

* 8 Depressurize RCS To Backfill
From Ruptured S/G:

- | | |
|---|---|
| <p>a. Depressurize using normal PRZR
spray</p> <p>b. Maintain PRZR level - BETWEEN
13% AND 75% [BETWEEN 40% AND 65%
adverse CNMT]</p> <p>c. Check ruptured S/G level -
GREATER THAN 5% [25% adverse
CNMT]</p> <p>d. Energize PRZR heaters as
necessary</p> <p>e. Maintain RCS subcooling based on
core exit T/Cs - GREATER THAN
0°F USING FIGURE MIN SUBCOOLING</p> | <p>a. <u>IF</u> letdown is in service, <u>THEN</u>
depressurize using auxiliary
spray valve (AOV-296). <u>IF NOT</u>,
<u>THEN</u> use one PRZR PORV.</p> <p>c. Stop RCS depressurization.</p> |
|---|---|

STEP	ACTION/EXPECTED RESPONSE	RESPONSE NOT OBTAINED
9	Establish Required RCS Hydrogen Concentration (Refer to S-3.3C, H2 Or O2 REMOVAL FROM PRIMARY SYSTEM BY BURPING VCT)	
10	Check If RHR Normal Cooling Can Be Established:	
a.	RCS cold leg temperature - LESS THAN 350°F	a. Go to Step 11.
b.	RCS pressure - LESS THAN 400 psig [300 psig adverse CNMT]	b. Go to Step 11.
c.	Place RCS overpressure protection system in service (Refer to O-7, ALIGNMENT AND OPERATION OF THE REACTOR VESSEL OVERPRESSURE PROTECTION SYSTEM)	c. <u>IF</u> RCS overpressure protection system can <u>NOT</u> be placed in service, <u>THEN</u> notify TSC of potential Tech Spec violation if RHR system is placed in service.
d.	Establish RHR normal cooling (Refer to Attachment RHR COOL)	
*11	Monitor RCP Operation:	
a.	RCPs - ANY RUNNING	a. Go to Step 12.
b.	Check the following:	b. Go to Step 12.
o	RCP #1 seal D/P - LESS THAN 220 PSID	
	-OR-	
o	Check RCP seal leakage - LESS THAN 0.25 GPM	
c.	Stop affected RCP(s)	

EOP:

ES-3.1

TITLE:

POST-SGTR COOLDOWN USING BACKFILL

REV: 8

PAGE 9 of 9

STEP

ACTION/EXPECTED RESPONSE

RESPONSE NOT OBTAINED

12 Check Core Exit T/Cs - LESS
THAN 200°F

Return to Step 3.

13 Evaluate Long Term Plant
Status:

a. Maintain cold shutdown
conditions (Refer to O-2.3,
PLANT AT COLD OR REFUELING
SHUTDOWN)

b. Consult TSC

-END-

EOP: ES-3.1	TITLE: POST-SGTR COOLDOWN USING BACKFILL	REV: 8 PAGE 1 of 1
----------------	---	-----------------------

ES-3.1 APPENDIX LIST

	<u>TITLE</u>	<u>PAGES</u>
1)	RED PATH SUMMARY	1
2)	FIGURE MIN SUBCOOLING	1
3)	FIGURE SDM	1
4)	ATTACHMENT RHR COOL	2
5)	FOLDOUT	1

EOP: ES-3.1	TITLE: POST-SGTR COOLDOWN USING BACKFILL	REV: 8 PAGE 1 of 1
----------------	---	-----------------------

RED PATH SUMMARY

- a. SUBCRITICALITY - Nuclear power greater than 5%
- b. CORE COOLING - Core exit T/Cs greater than 1200°F
-OR-
Core exit T/Cs greater than 700°F AND
RVLIS level (no RCPs) less than 43% [46%
adverse CNMT]
- c. HEAT SINK - Narrow range level in all S/Gs less than 5%
[25% adverse CNMT] AND total feedwater flow
less than 200 gpm
- d. INTEGRITY - Cold leg temperatures decrease greater than
100°F in last 60 minutes AND RCS cold leg
temperature less than 285°F
- e. CONTAINMENT - CNMT pressure greater than 60 psig

FIGURE MIN SUBCOOLING

NOTE: Subcooling Margin = Saturation Temperature From Figure Below [-] Core Exit T/C Indication

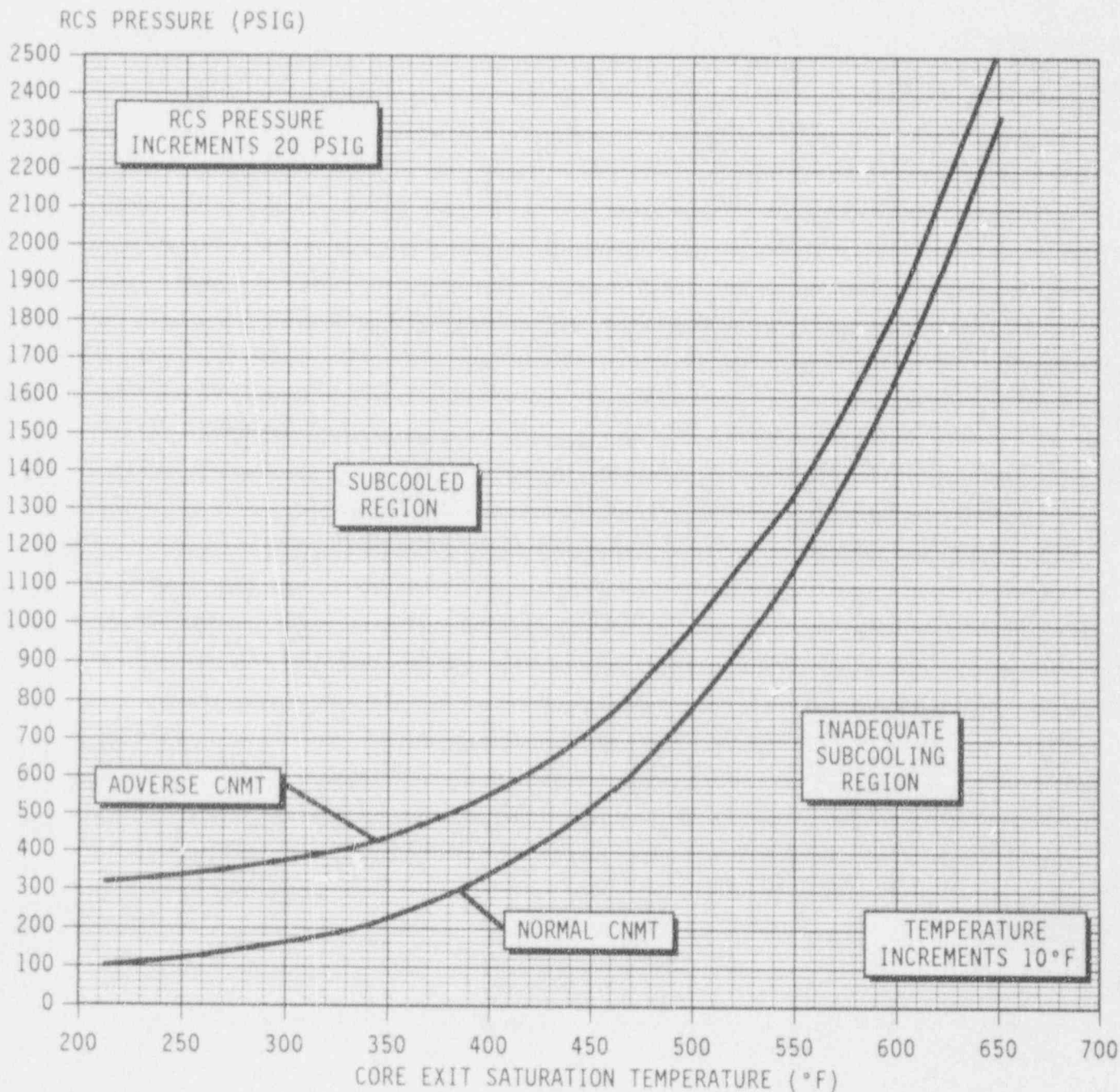
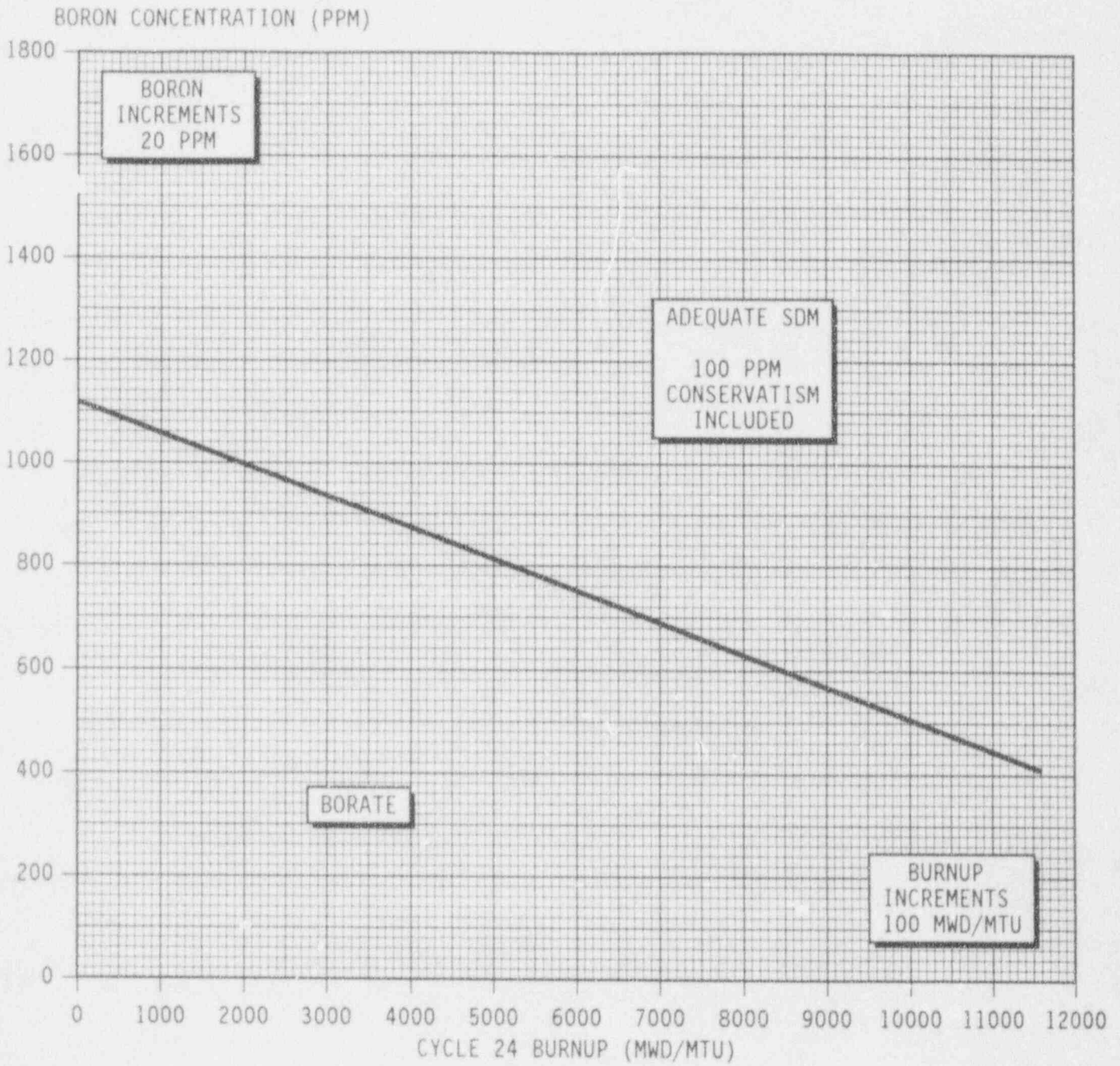


FIGURE 3DM

NOTE: o Curve includes allowance for one stuck rod. Add 100 ppm for each additional stuck rod.
o To obtain core burnup, use PPCS turn on code BURNUP.



FOLDOUT PAGE1. SI REINITIATION CRITERIA

IF either condition listed below occurs, THEN operate SI pumps manually as necessary and go to ECA-3.1, SGTR WITH LOSS OF REACTOR COOLANT - SUBCOOLED RECOVERY DESIRED, Step 1:

- o RCS subcooling based on core exit T/Cs - LESS THAN 0°F USING REQUIREMENTS OF FIGURE MIN SUBCOOLING.

OR

- o PRZR level - CHARGING CAN NOT CONTROL LEVEL GREATER THAN 5% [30% adverse CNMT].

2. SECONDARY INTEGRITY CRITERIA

IF any S/G pressure is decreasing in an uncontrolled manner or is completely depressurized AND has not been isolated, THEN go to E-2, FAULTED S/G ISOLATION, Step 1.

3. COLD LEG RECIRCULATION SWITCHOVER CRITERION

IF RWST level decreases to less than 28%, THEN go to ES-1.3, TRANSFER TO COLD LEG RECIRCULATION, Step 1.

4. AFW SUPPLY SWITCHOVER CRITERION

IF CST level decreases to less than 5 feet, THEN switch to alternate AFW water supply (Refer to ER-AFW.1, ALTERNATE WATER SUPPLY TO AFW PUMPS).

5. MULTIPLE S/G TUBE RUPTURE CRITERIA

IF any intact S/G level increases in in an uncontrolled manner OR IF any intact S/G has abnormal radiation, THEN go to ECA-3.1, SGTR WITH LOSS OF REACTOR COOLANT - SUBCOOLED RECOVERY DESIRED, Step 1.