

EMMA RITA MIHAL

3440 HILLTOP DRIVE
PARMA, OHIO 44134
(216) 845-2826

July 31, 1982

FREEDOM OF INFORMATION
ACT REQUEST

FOIA-82-354
Rec'd 8-5-82

United States
Nuclear Regulatory Commission
J. M. Felton, Director
Division of Rules and Records
Office of Administration
Washington, D.C. 20555

Dear Mr. Felton:

Re: FOIA-82-310

I received your letter and byproduct material dated July 29, 1982 regarding my above-captioned request. I believe there was a misunderstanding as to the information I requested and that which I received.

I am enclosing a picture of a similar machine that was used in Lakewood Hospital in the years of 1956-1957. I was requesting the following information in regards to this.

1. Make, model, and serial numbers of x-ray and gamma-ray equipment;
2. diagram of the actual room and/or wing that such therapeutic machinery was placed in and diagram of where the controls were and how they were controlled;
3. if there was warning signs posted and copy of said sign;
4. person s authorized to operate or participate in/or supervise the operation of such therapeutic machinery;
5. all the names of technicians (cirriculum vital) who operated such mentioned equipment in the above-mentioned years;
6. all applications for any license required to install and operate such therapeutic equipment;
7. cirriculum vital of all radiologist namely:
 - a. Thomas W. Knickerbocker, M.D.
 - b. John J. Gaughan, M.D.
8. all dates of inspections and reports;
9. all records reported by hospital and/or radiologists of overdoses of radiation to patients;

820718009

Mr. J. M. Felton

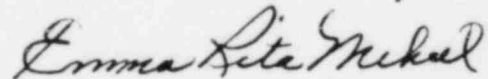
Re: FOIA-82-310

July 31, 1982


10. all reports made by inspection of leakage radiation from within the source housing or to scattered radiation resulting from the passage of radiation through matter;
11. all persons responsible for the planning of x-ray and gamma-ray equipment and installation. All reports made and complied with the structural shielding requirements outlined in NCRP #34 as revised and or replaced in the future;
12. dates of all tests done to verify proper performance of said machinery.
13. all records or reports made by Lakewood Hospital radiologist of irradiation done for sterility;
14. all reports made by Lakewood Hospital radiologist of patients who received x-ray therapy when pregnant, in the above-mentioned years and/or any other time;
15. all written material of regulations that must be complied with in hospitals using such mentioned therapeutic machinery in the above-mentioned years.

I certainly hope that I have covered all the areas, this time. Sorry for the misunderstanding. Thank you for your patience. If you have any questions regarding my request, please feel free to call me at (216) 845-2826 collect.

Sincerely,

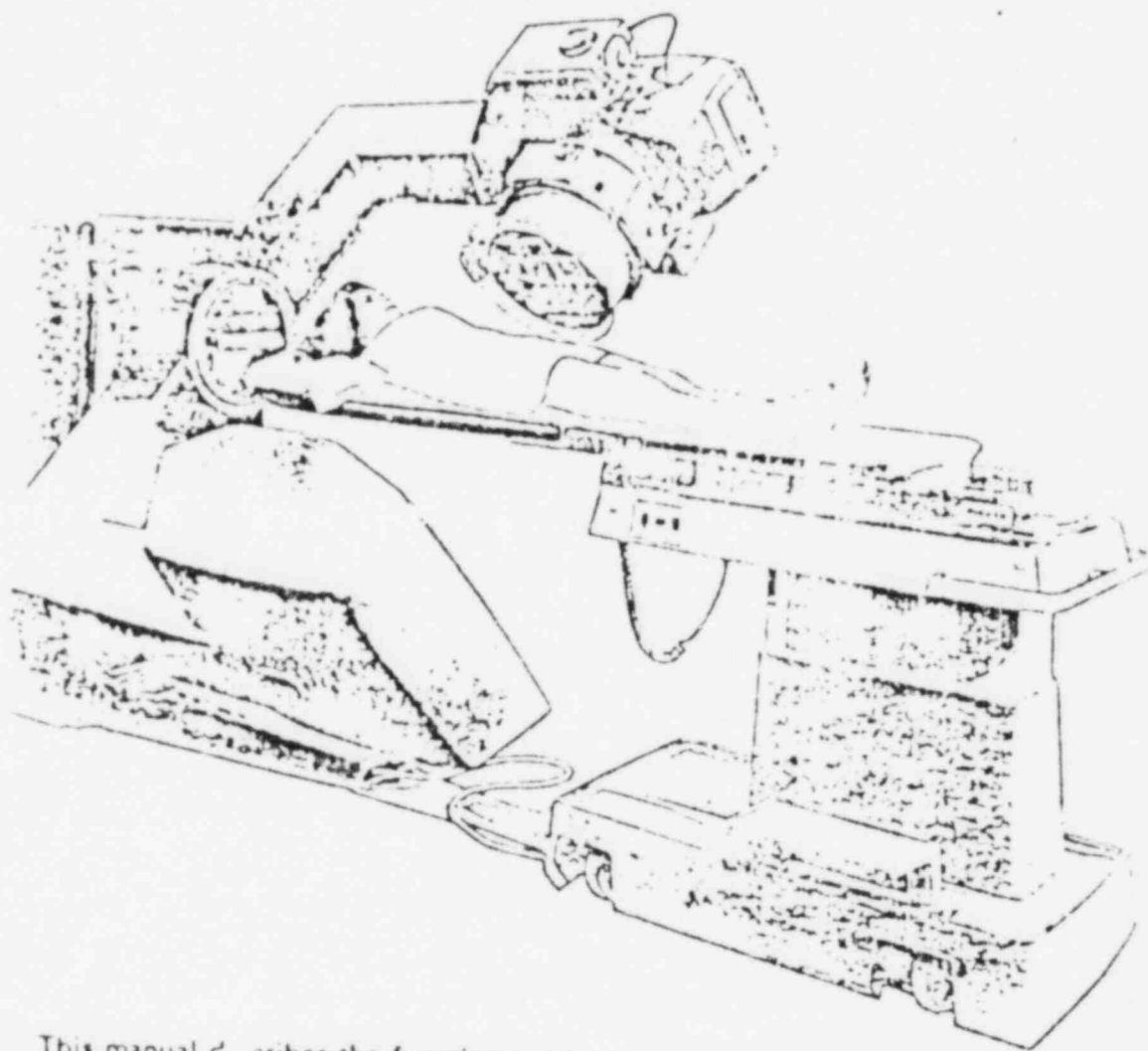


Emma Rita Mihal



Enclosure

INTRODUCTION



This manual describes the functions and operation of the Picker C/9 Cobalt 60 Therapy Unit. For the safe and correct operation of the equipment, these instructions and warnings must be observed.

It is widely recognized that therapeutic irradiation with Cobalt 60 offers potential hazards as well as benefits to the health of a patient. The relative benefits and hazards can be properly evaluated only by a physician intimately familiar with each patient's condition, the type and extent of disease, and other clinical factors. For these reasons, Picker does not accept any responsibility or liability for the consequences of the use of Cobalt 60 for radiation therapy. Furthermore, Picker makes no claims or warranties, express or implied, with respect to the efficacy or safety of radiation from Cobalt 60 when used for therapeutic purposes.