

71-9053

Amersham Corporation  
40 North Avenue  
Burlington, Massachusetts 01803  
Telephone (617) 272-2000

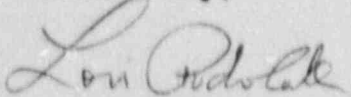
November 16, 1990

Marissa Garcia  
Transportation Branch  
Division of Safeguards and Transportation  
NMSS - OWFN 4E4  
U.S. Nuclear Regulatory Commission  
Washington, D.C. 20555

Dear Ms. Garcia:

Enclosed please find copies of military specification numbers MS-27683-3, MS-27683-32 and MS-27683-61; and copies of bill of material numbers 683093, 68310 and 68313 you requested from Mr. John Graziadei on November 14, 1990. Should you require any additional information, please feel free to contact me at (617) 272-2000.

Sincerely,



Lori Podolak  
Radiation Safety Specialist


Enclosures

9011270168 901116  
PDR ADOCK 07109053  
C PDC


Amersham

1/1  
NT01





ALT. COVER (STYLE 2)



COVER (STYLE 1)



GASKET MS27683  
-90 THRU -96

ALT. GASKET MS27683  
-100 THRU -106

COVER STYLE 1	CAPACITY GALLONS	A	COVER STYLE 2	CAPACITY GALLONS	B	C	D	GASKET	ALT. GASKET
MS27683-60	16 AND 19	15.33	MS27683-90	16 AND 19	15.32	14.46	12.00	MS27683-90	MS27683-100
MS27683-61	20 AND 30	18.20	MS27683-99	20 AND 30	18.19	17.33	15.00	MS27683-91	MS27683-101
MS27683-62	22, 27, 38, 45, 57 AND 61	22.45	NA					MS27683-92	MS27683-102
MS27683-63	30, 60 AND 80	23.95	NA					MS27683-93	MS27683-103
MS27683-64	34, 59 AND 79	25.95	NA					MS27683-94	MS27683-104
MS27683-65	30, 60 AND 80	27.95	NA					MS27683-95	MS27683-105
MS27683-66	29, 39, 58 AND 77	29.95	NA					MS27683-96	MS27683-106

MATERIAL: STEEL; SPECIFICATION QQ-S-698

COVER: #18 GAGE (MIN.)

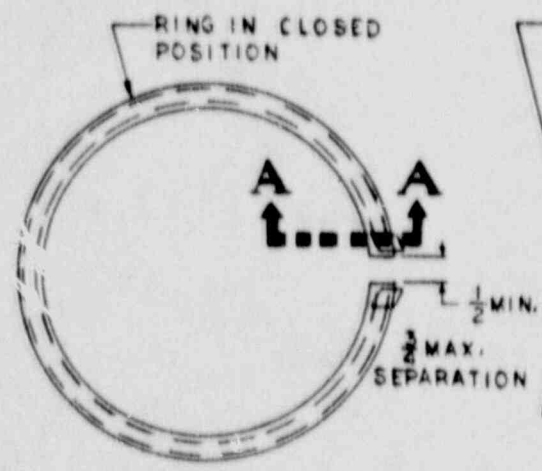
FINISH AND MARKING: IN ACCORDANCE WITH PROCUREMENT SPECIFICATION

DIMENSIONS IN INCHES: UNLESS OTHERWISE SPECIFIED, TOLERANCE ON HEIGHTS PLUS OR MINUS .12, OTHER DIMENSIONS PLUS OR MINUS .03, ANGLES PLUS OR MINUS 2°.

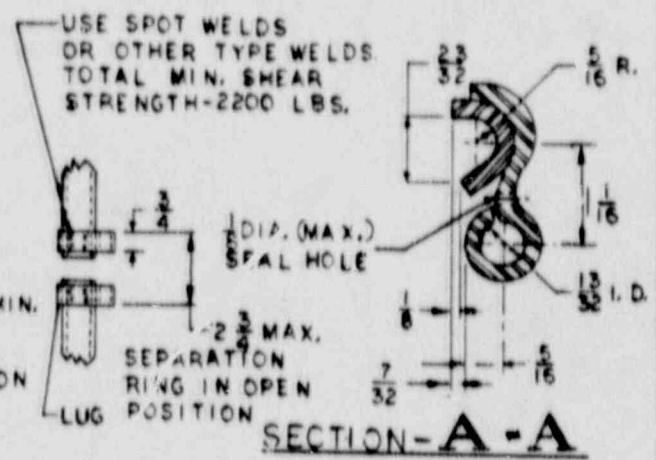
REDRAWN

P.A. Other Coat	TITLE DRUM, METAL-SHIPPING AND STORAGE 16 TO 80 GALLONS	MILITARY STANDARD <b>MS27683</b>
PROCUREMENT SPECIFICATION MIL-D-6054	SUPSEDES MS 24209, MS 61051 THRU MS 61058	SHEET OF 3

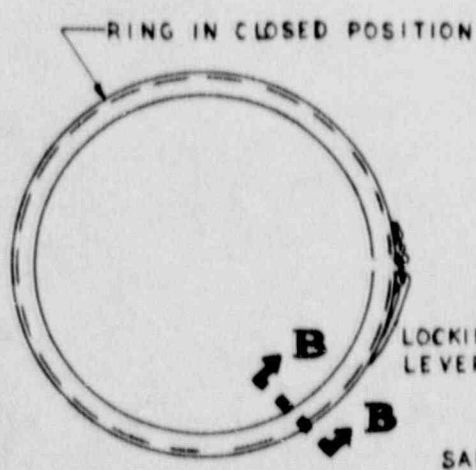
This drawing is controlled by the Department of Defense and is the property of the Department of Defense. It is loaned to your organization for your information and use only. It is not to be distributed outside your organization.



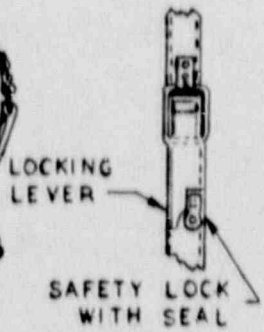
LOCKING RING  
STYLE 1



SECTION-A-A

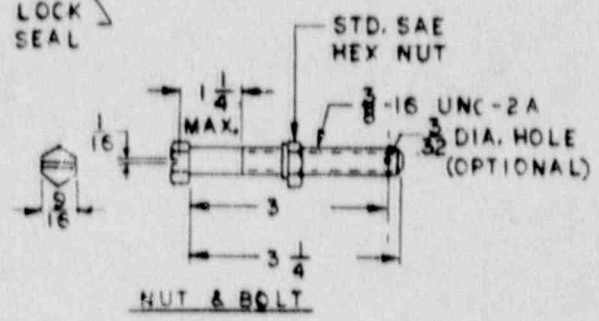


ALT. LOCKING RING  
STYLE 2



SECTION-B-B

CAPACITY GAL.	STYLE 1 LOCKING RING	STYLE 2 LOCKING RING
16 AND 19	MS27683-80	MS27683-70
20 AND 30	MS27683-81	MS27683-71
20, 27, 30, 45 57 AND 61	MS27683-82	MS27683-72
30, 60 AND 80	MS27683-83	MS27683-73
34, 50 AND 79	MS27683-84	MS27683-74
30, 60 AND 80	MS27683-85	MS27683-75
29, 39, 58 AND 77	MS27683-86	MS27683-76



MATERIAL: STEEL: SPECIFICATION QQ-S-698

FINISH AND MARKING: IN ACCORDANCE WITH PROCUREMENT SPECIFICATION

LUG AND LOCKING RING: #32 GAGE

REDRAWN

This military standard is approved by the Department of Defense and is mandatory on all activities. Submission for all new engineering and design applications and for repetitive use shall be made from this document.

P.A.	TITLE	MILITARY STANDARD
Other Cust	DRUMS, METAL-SHIPING AND STORAGE 16 TO 80 GALLONS	<b>MS27683</b>
PROUREMENT SPECIFICATION	SUPERSEDES	SHEET OF
MIL-D-6094	MS 24205, MS 63052 THRU MS 63058	3 OF 3

APPROVED 14 MAR 69 REVISED 10 JUNE 1969 29 MARCH 1974







MODEL NO. <u>683</u>		BILL OF MAT.		WORK ORDER NO.		
DESCRIPTION <u>TECH/OPS TYPE B</u> <u>SHIPPING CONTAINER ASY</u>		NO. <u>68313</u>		NO. OF UNITS		
		SHEET <u>1</u> OF <u>1</u>		NO. OF PIECES		
ITEM	DESCRIPTION	DRAWING NO.	REV. NO.	THIS ASM.	ON HAND	TOTAL
1	ASSEMBLY	A68313	D			
* 2	DRUM ASSY: MAKE FROM MS-27683-3 PER A68313	<u>X</u>		1		
3	NAMEPLATE	C68313-1		1		
4	STEEL POP RIVETS FOR ITEM 3	<u>X</u>		4		
5	SEPI. WIRE FOR COVER BOLT	<u>X</u>		PR		
6	BOTTOM INSERT (RUBBERIZED HARK)	A68313-3		1		
7.	TOP INSERT (RUBBERIZED HARK)	A68313-4		2		
* 8	DRUM ASSY MS27683-3 CONSISTS OF:					
	DRUM: MS27683-32 (MODIFIED TO 15" HIGH AS SHOWN)					
	COVER: MS27683-61					
	LOCKING RING: MS27683-81					
8	NAMEPLATE	B80015		1		

NOTE: ITEM 2, 6 & 7 SUPPLIED BY LELANITE

(ITEM 6 & 7 DWGS NOT NEEDED BY LELANITE - ONLY NEW VENDOR)



MODEL NO. <u>683</u>		BILL OF MAT.		WORK ORDER NO. _____				
DESCRIPTION		NO. <u>68310</u>		NO. OF UNITS _____				
STUBBY CAPSULE WELD'T (FOR STD. 187 DIA WIRE)		SHEET <u>1</u> OF <u>2</u>		NO. OF PIECES				
		ITEM	DESCRIPTION	DRAWING NO.	REV. NO.	THIS ASM.	ON HAND	THIS ORDER
1	STUBBY CAPSULE WELD'T SMALL WAFER STYLE MAKE FROM ITEMS 3, 4, 7 & 8	A68310	L					
2	STUBBY CAPSULE WELD'T PELLET STYLE (FOR 1 TO 3 PELLETS) MAKE FROM ITEMS 6, 9, 10, 11 & 13	A68310	L					
3	SHANK	A68310-1	F 1					
4	CAPSULE	A68310-2	G 1					
5	<del>CAPSULE</del>	<del>B68310-3</del>	<del>H 1</del>					
6	INSERT FOR PELLET SOURCES (FOR 1 TO 3 PELLETS ONLY)	A90005-3	B 1					
7	SPRING, LEE C1-010B SERIES (LENGTH DEPENDS ON AMT OF WAFERS)		1					
8	WAFERS (.107 DIA)		A/R					
9	PELLETS (.062 DIA)		1 TO 3					
10	SHANK	A68310-9	A 1					
11	SPRING, LEE C1-0006A-3 (.057 DIA X 1/4 LG)		1					



