

NORTHEAST UTILITIES



THE CONNECTICUT LIGHT AND POWER COMPANY
THE HARTFORD ELECTRIC LIGHT COMPANY
WESTERN MASSACHUSETTS ELECTRIC COMPANY
ALBANY WATER POWER COMPANY
NORTHEAST UTILITIES SERVICE COMPANY
NORTHEAST NUCLEAR ENERGY COMPANY

General Offices • Selden Street, Berlin, Connecticut

P.O. BOX 270
HARTFORD, CONNECTICUT 06101
(203) 666-6911

February 2, 1982

Docket No. 50-423

AEC-MP3-265

B10406

FO027A



Mr. Ronald C. Haynes
Region I
Office of Inspection and Enforcement
U. S. Nuclear Regulatory Commission
631 Park Avenue
King of Prussia, PA 19406

- References:
- (1) W. G. Council letter to R. T. Carlson, Reporting of a Potential Significant Deficiency in the Design of the Service Building and Auxiliary Building, dated April 21, 1981.
 - (2) W. G. Council letter to B. H. Grier, Final Report; Potential Significant Deficiency in the Service and Auxiliary Building, dated July 30, 1980.

Gentlemen:

Millstone Nuclear Power Station, Unit No. 3,
Revision to Reference (1); Reporting of a
Potential Significant Deficiency in the
Design of the Service Building and Auxiliary Building

Reference (1) provided further detail to Reference (2) on the problems encountered and the corrective repairs and administrative actions taken to prevent reoccurrence of the reported deficiencies. As a result of questions raised during an I & E Inspection at Stone & Webster's Boston office on January 13, 14, and 15, the following revised information concerning the Auxiliary Building is being forwarded. The revisions presented reflect the final design and are illustrated on Figures 1-4, attached.

The description of these revisions follows:

Figure 1 Additional Columns between elevation 4'-6" and 24'-6".

- o Four I-Section columns are shown instead of the three square columns originally shown. The use of steel columns was decided upon instead of reinforced concrete. At one location an interface required the use of two columns instead of one.

- o Between 48.5 and 49.5, lines F and F.3, there are additional walls shown with access openings. These were found structurally necessary.

Figure 2 Elevation 24'-6" to 43'-6"

- o Between 52.3 and 53.3, lines F.3 and F.7 the final columns used were steel sections. Originally only square columns were indicated.
- o Between 51.3 and 53.3, close to F.3 line, structural considerations required the addition of a reinforced concrete haunch.

Figure 3 Elevation 43'-6", wall along F.8 line

- o Wall access openings were added as shown.

Figure 4 Elevation 4'-6", locaton of rock anchors

- o The individual locations shown represent the actual modifications made.

We trust that the above revision to Reference (1) responds to those questions you may have had concerning our modifications to the Auxiliary Building.

Very truly yours,

MILLSTONE NUCLEAR POWER COMPANY

W. G. Council

W. G. Council
Senior Vice President

J. P. Cagnetta

By: J. P. Cagnetta
Vice President Nuclear and
Environmental Engineering

cc: Mr. James H. Sniezek, Director
Division of Resident and Regional
Reactor Inspection
Office of Inspection and Enforcement
U. S. Nuclear Regulatory Commission
Washington, D.C. 20555

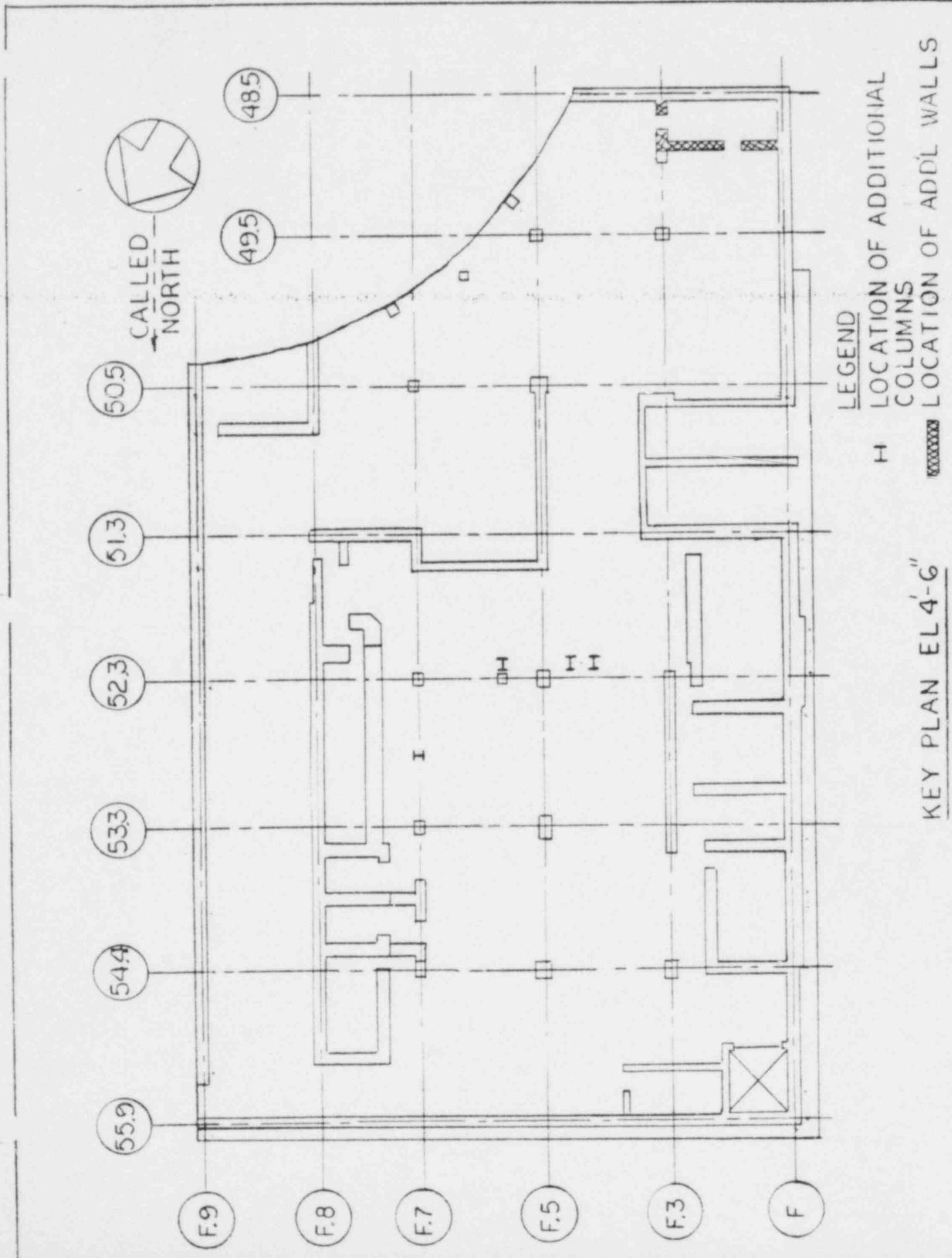
Docket No. 50-423

Millstone Nuclear Power Station, Unit No. 3

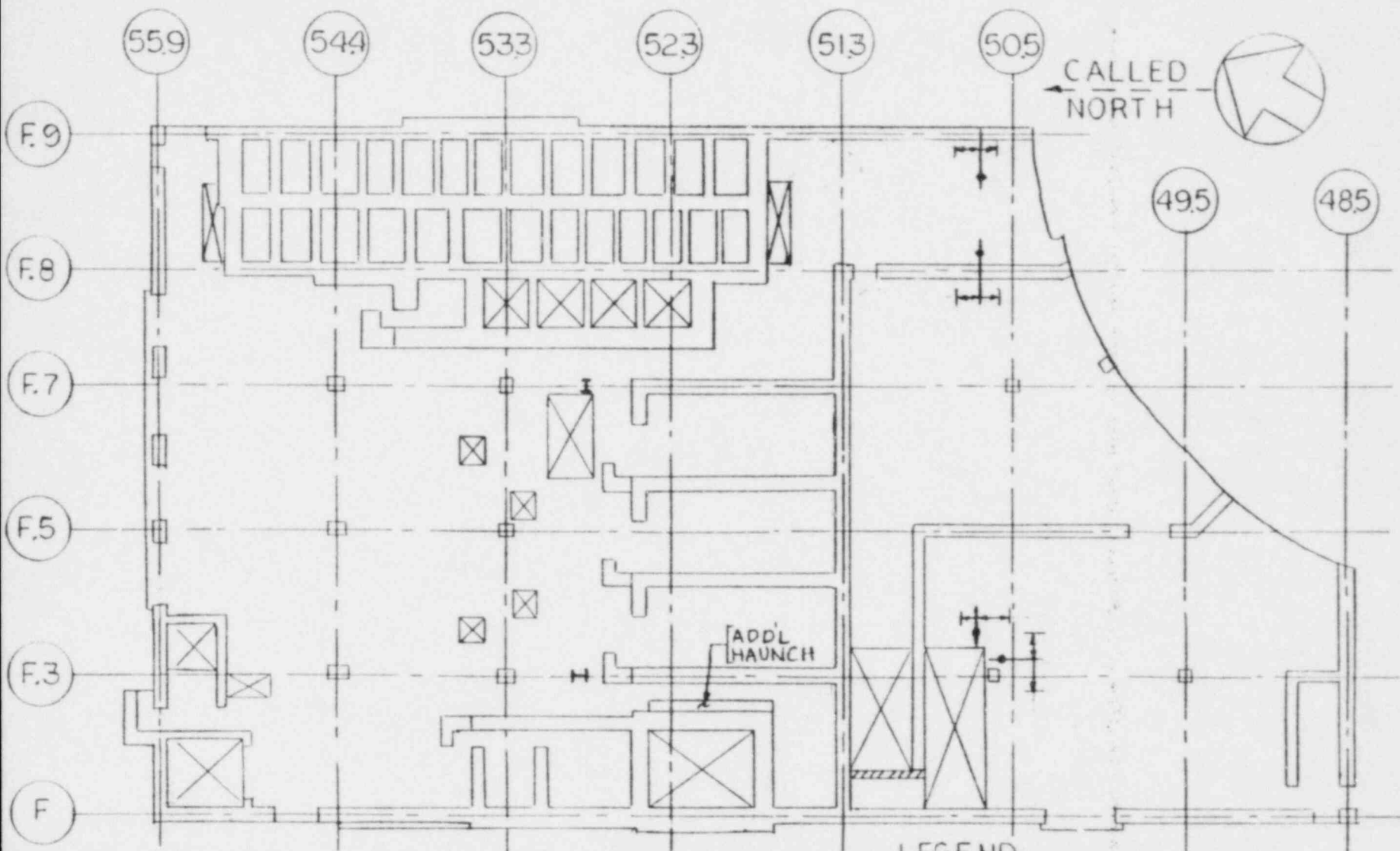
Figures 1-4 Auxiliary Building Revisions

February, 1982

FIGURE 1



KEY PLAN EL 4'-6"



KEY PLAN EL24'-6"

- LEGEND
- H LOC. OF ADDL COLUMNS
 - ▨ LOC. OF ADDL WALL REINF. AND/OR THK
 - ← LOC OF ADDL SLAB REINF

FIGURE 2

FIGURE 3

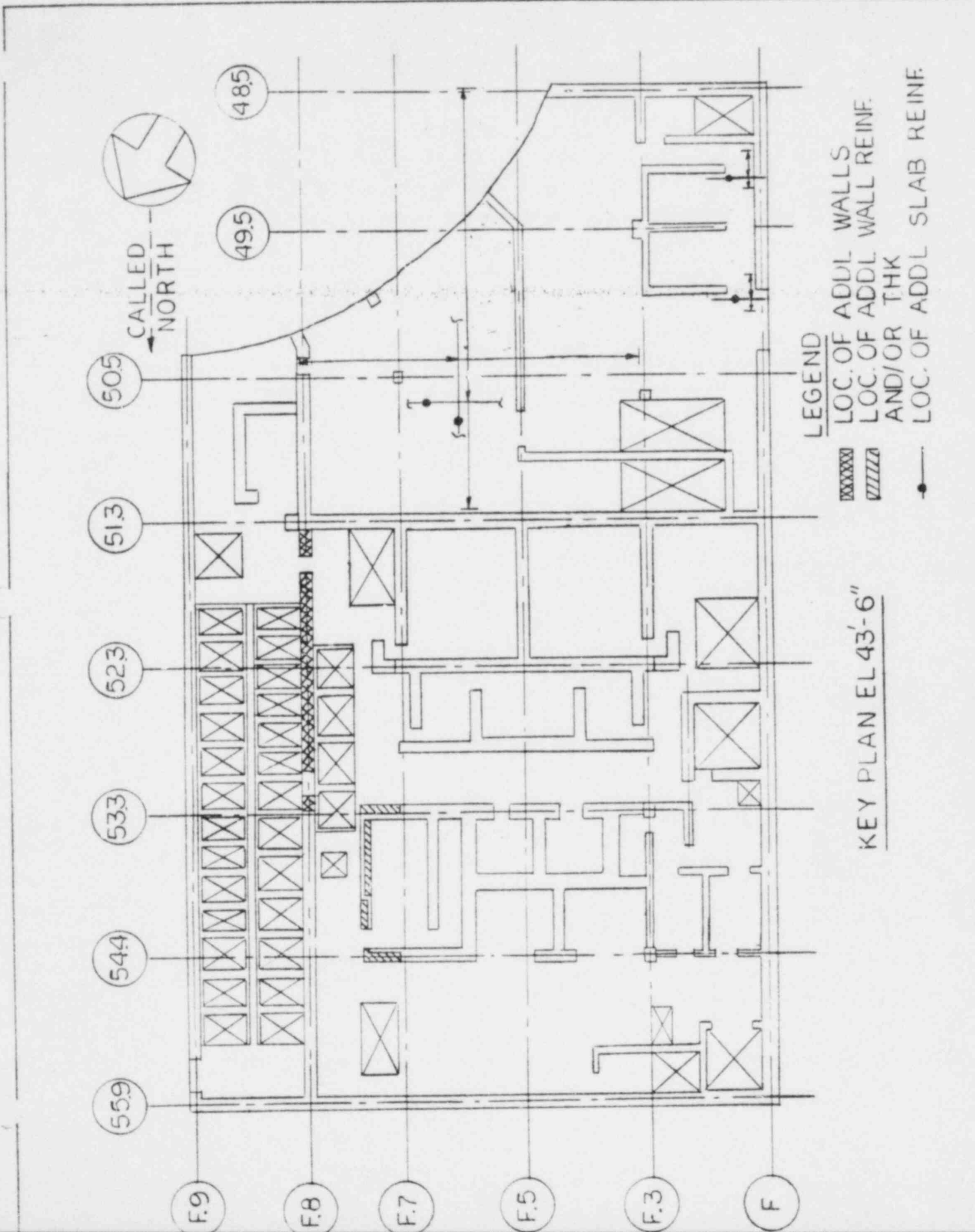
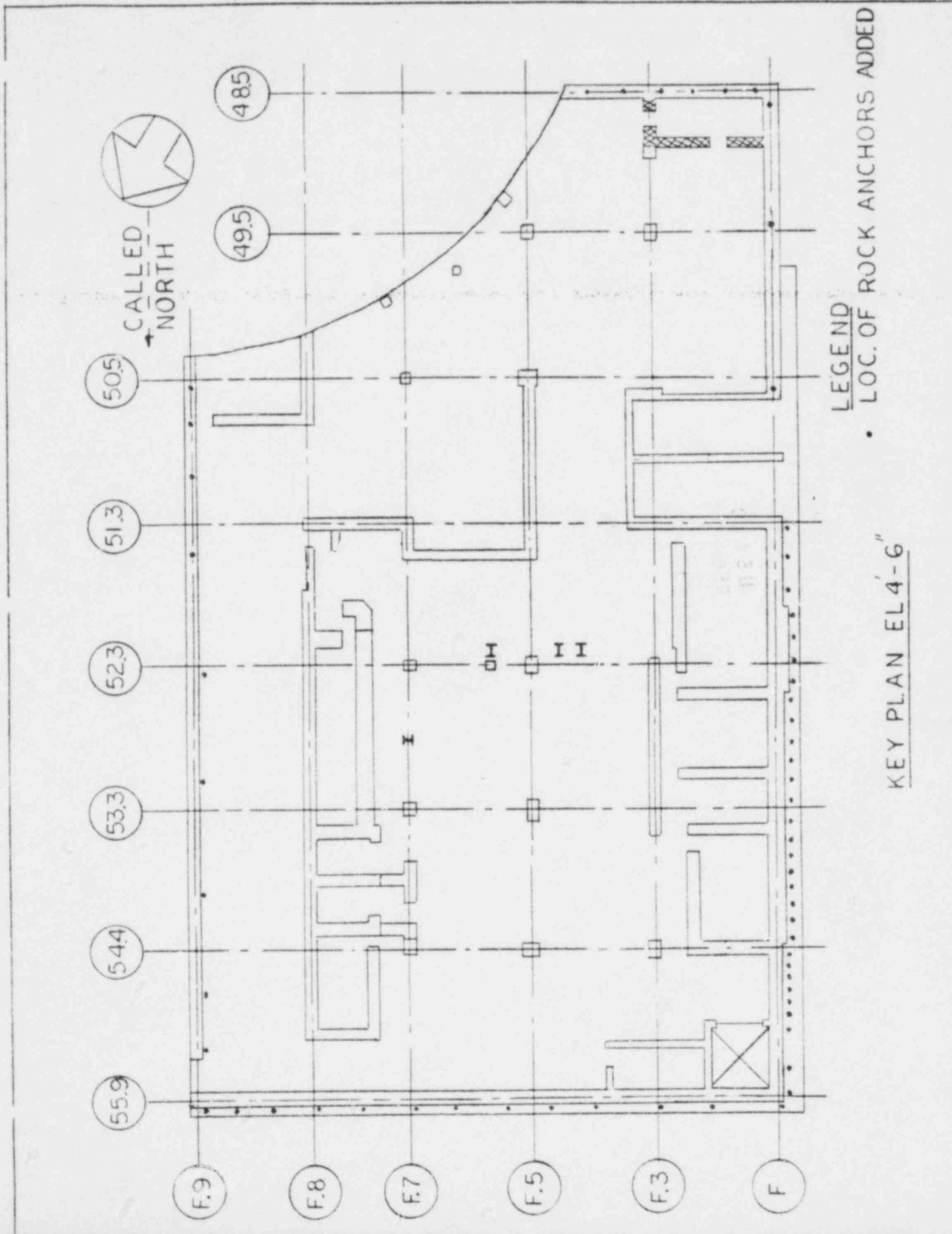


FIGURE 4



LEGEND
• LOC. OF ROCK ANCHORS ADDED

KEY PLAN EL 4'-6"