

SEMIANNUAL EFFLUENT AND WASTE DISPOSAL REPORT

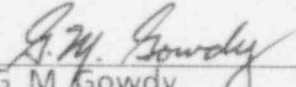
FOR THE OPERATING PERIOD  
July 1, 1992 - December 31, 1992

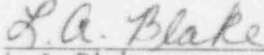
February 1993



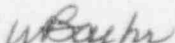
V. C. SUMMER NUCLEAR STATION  
SOUTH CAROLINA ELECTRIC AND GAS COMPANY

Prepared by:

  
G. M. Gowdy,  
Staff Health Physicist

  
L. A. Blake,  
Environmental Specialist

Reviewed and approved by:

  
W. R. Baehr, Manager  
Health Physics and  
Radwaste Services

# SEMIANNUAL EFFLUENT AND WASTE DISPOSAL REPORT

July - December, 1992

*Virgil C. Summer Nuclear Station  
South Carolina Electric & Gas*

This report is being submitted as a summary of quantities of radioactive liquid and gaseous effluents and solid waste released from the Virgil C. Summer Nuclear Station. This report satisfies the requirements in Sections 6.9.1.8 and 6.14.2 of Technical Specifications, Section 1.6.2 of the Offsite Dose Calculation Manual (ODCM), and 10CFR50.36(a). Also included is an assessment of radiation doses from plant releases.

A brief discussion of the Supplemental Information and Tables 2 through 6 is presented in Sections A through D. An evaluation of the radiological impact on man due to operation of the Virgil C. Summer Nuclear Station is presented in Section E and Table 1. A summary of the meteorological data for 1992 is presented in Section F and Tables 7 and 8. No changes were made to the Offsite Dose Calculation Manual (ODCM) during the six month period.

## A. Supplemental Information

Regulatory limits for doses and maximum permissible concentrations presented in Supplemental Information are from the Virgil C. Summer Nuclear Station Technical Specifications and 40 CFR 190. Average energy (E) is not applicable to the method for determining release rate limits for fission and activation gaseous effluents; therefore, it has been omitted.

## B. Gaseous Effluents

Gaseous effluents released from ground level are summarized in Tables 2 and 3. An elevated release pathway does not exist at Virgil C. Summer Nuclear Station. Cumulative doses are discussed in Section E.

The errors for gaseous effluent totals are given as the square root of the sum of squares of counting errors and flow or volume measurement errors. A systematic error of 15% has been added to estimate total error.

## C. Liquid Effluents

Liquid effluents are summarized in Tables 4 and 5. Estimated total errors are expressed as in Section B above.

## D. Solid Waste Shipments

Solid waste shipments are summarized in Table 6. Curie content of radioactive waste packages is determined by dose rates and/or analysis of samples by gamma spectroscopy. The total error for each type of Curie content determination is conservatively estimated to be the sum of a 15% systematic error and a 20% photon response error for the detector used.

## E. Radiological Impact on Man

Potential doses to the maximum exposed individual in the unrestricted area were calculated using measured plant gaseous effluent and meteorological data in accordance with the Offsite Dose Calculation Manual. The source term involved one (1) waste gas decay tank (WGDT) release and a continuous six

# SEMIANNUAL EFFLUENT AND WASTE DISPOSAL REPORT

July - December, 1992

*Virgil C. Summer Nuclear Station  
South Carolina Electric & Gas*

month main plant vent release. Doses are summarized in Table 1. The total activities released are presented in Tables 2 and 3. Air doses to the maximum exposed individual due to noble gases were  $5.13\text{E-}3$  and  $1.21\text{E-}2$  mrad for gamma and beta, respectively. The maximum organ dose attributed to the releases was  $5.41\text{E-}4$  mrem for the six month period. Cumulative annual doses were  $2.60\text{E-}2$  mrad,  $6.62\text{E-}2$  mrad and  $4.20\text{E-}3$  mrem for gamma, beta and organ dose, respectively.

Measured plant liquid effluent data was used to calculate estimates of doses to individuals in accordance with the Offsite Dose Calculation Manual. The source term consisted of the isotopic contents of 130 Waste Monitor Tank batch releases, 15.4 days of Steam Generator Blowdown release and continuous Turbine Building Sump release. Doses are summarized in Table 1 and total radioactivity released is described in Tables 4 and 5. The total body dose to the maximally exposed individual due to the release of radioactive liquid was  $7.54\text{E-}3$  mrem. The maximum organ dose was  $1.12\text{E-}2$  mrem to the thyroid during the six month period. Cumulative annual doses for the hypothetical maximally exposed individual were  $1.83\text{E-}2$  mrem and  $4.13\text{E-}2$  mrem for the total body and thyroid (maximum annual organ), respectively.

Dose rates and concentrations were below the limits specified in Supplemental Information, Section 2a, b and c during all the effluent releases.

Radiation doses from radioactive effluents to members of the public due to their activities inside the site boundary were assessed in a manner different from that in the Offsite Dose Calculation Manual. Monthly thermoluminescent dosimetry data from eight (8) monitoring locations within the site boundary and ten (10) locations around the site boundary perimeter were analyzed and compared with respective pre-operational background and previous year history. Results showed that 1992 monthly dose rates did not differ significantly from the pre-operational or 1991 dose rates. It was concluded that doses to members of the public inside the site boundary were indistinguishable from normal background dose.

Radiation doses from radioactive effluents to workers at the Fairfield Hydro Station were calculated to be  $4.63\text{E-}4$  and  $1.09\text{E-}3$  mrad for gamma and beta, respectively. Annual cumulative doses were  $2.35\text{E-}3$  and  $5.98\text{E-}3$  mrad, respectively.

Radiation doses from nearby uranium fuel cycle sources were not assessed. The ODCM, Sections 1.3.1 and B/1.3 establish a five (5) mile limit beyond which doses from nearby plants are insignificant. There are no uranium fuel cycle plants within a five (5) mile radius of Virgil C. Summer Nuclear Station.

SEMIANNUAL EFFLUENT AND WASTE DISPOSAL REPORT

July - December, 1992

Virgil C. Summer Nuclear Station  
South Carolina Electric & Gas

Table 1  
GASEOUS AND LIQUID DOSES

ODCM Section	<u>GASEOUS LIMITS</u>	<u>Third Quarter, 1992</u>		<u>Fourth Quarter, 1992</u>	
		<u>Dose</u>	<u>Percent of Limit</u>	<u>Dose</u>	<u>Percent of Limit</u>
1.2.3.1a,b	5 mrad gamma/qtr. 10 mrad gamma/yr.	2.97E-3 mrad	5.95E-2 2.39E-1*	2.15E-3 mrad	4.30E-2 2.60E-1*
		(July - December total gamma air dose: 5.13E-3 mrad) (January - December total gamma air dose: 2.60E-2 mrad)			
1.2.3.1a,b	10 mrad beta/qtr. 20 mrad beta/yr.	7.02E-3 mrad	7.02E-2 3.06E-1*	5.12E-3 mrad	5.12E-2 3.31E-1*
		(July-December total beta air dose: 1.21E-2 mrad) (January-December total beta air dose: 6.62E-2 mrad)			
1.2.4.1a,b	7.5 mrem organ/qtr. 15 mrem organ/yr.	4.14E-4 mrem	5.52E-3 2.72E-2*	1.27E-4 mrem	1.69E-3 2.80E-2*
		(July-December maximum exposed organ dose: 5.41E-4 mrem) (January-December maximum exposed organ dose: 4.20E-3 mrem)			

LIQUID LIMITS

1.1.3.1a,b	1.5 mrem/qtr. 3.0 mrem/yr.	2.55E-3 mrem	1.70E-1 4.45E-1*	4.99E-3 mrem	3.33E-1 6.10E-1*
		(July-December whole body dose: 7.54E-3 mrem) (January-December whole body dose: 1.83E-2 mrem)			
1.1.3.1a,b	5 mrem organ/qtr. 10 mrem organ/yr.	2.99E-3 mrem	5.99E-2‡ 3.20E-1*†	9.35E-3 mrem	1.87E-1‡ 4.13E-1*†
		(July-December maximum exposed organ dose: 1.12E-2 mrem)‡ (January-December maximum exposed organ dose: 4.13E-2 mrem)†			

\* Includes contribution from previous quarters.

‡ Maximum exposed organ for quarter 4 and the 6 months was the thyroid; for quarter 3, the GI (LLI).

† The thyroid was the maximum exposed organ for quarters 1-3 and 1-4.

# SEMIANNUAL EFFLUENT AND WASTE DISPOSAL REPORT

July - December, 1992

*Virgil C. Summer Nuclear Station  
South Carolina Electric & Gas*

## F. Meteorology

The meteorology data for 1992 is summarized in Table 7 by quarter. The data are shown as joint frequency distributions of wind direction and speed by atmospheric stability class. Table 8 provides the same information for those hours during which batch releases occurred. There were no batch releases during the fourth quarter.

The wind direction and wind speed data used in the summary were acquired from the 10 meter level of the primary monitoring tower. Stability was determined by the primary differential temperature (61 to 10 meter).

The combined annual data recovery for wind direction, wind speed and stability was 94.2%. Primary variable recovery rates were as follows: wind direction (10m) - 97.0%, wind speed (10 m) - 96.7%, and differential temperature (61 - 10m) - 94.9%. The wind direction (61m), wind speed (61m), and differential temperature (40 - 10m) recovery rates were 90.1%, 94.8% and 92.9%, respectively.

## G. Offsite Dose Calculation Manual

The Virgil C. Summer Nuclear Station (VCSNS) Offsite Dose Calculation Manual (ODCM) was not revised during the affected six month period.

# SEMIANNUAL EFFLUENT AND WASTE DISPOSAL REPORT

July - December, 1992

*Virgil C. Summer Nuclear Station  
South Carolina Electric & Gas*

## Supplemental Information

### 1. Regulatory Limits:

#### a. Fission and Activation Gases:

The air dose to an individual due to noble gases released in gaseous effluents shall be limited to less than or equal to 5 mrad for gamma radiation and 10 mrad for beta radiation during any calendar quarter and 10 mrad for gamma radiation and 20 mrad for beta radiation during any calendar year (ODCM, Section 1.2.3.1).

#### b. Iodines, Particulates (half-lives > 8 days) and Tritium:

The dose to an individual from radioiodines, tritium and radioactive materials in particulate form with half-lives greater than 8 days in gaseous effluents shall be limited to less than or equal to 7.5 mrem to any organ during any calendar quarter and 15 mrem to any organ during any calendar year (ODCM, Section 1.2.4.1).

#### c. Liquid Effluents:

The dose or dose commitment to an individual from radioactive materials in liquid effluents released shall be limited to less than or equal to 1.5 mrem to the total body and 5 mrem to any organ during any calendar quarter and 3 mrem to the total body and 10 mrem to any organ during any calendar year (ODCM, Section 1.1.3.1).

#### d. All Sources:

The annual dose equivalent shall not exceed 25 mrem to the whole body, 75 mrem to the thyroid and 25 mrem to any other organ (40 CFR 190).

### 2. Maximum Permissible Concentrations:

#### a. Fission and Activation Gases:

The dose rate in unrestricted areas due to radioactive materials released in gaseous effluents shall be limited to less than or equal to 500 mrem/year to the total body and less than or equal to 3000 mrem/year to the skin (ODCM, Section 1.2.2.1).

#### b. Iodines, Particulates (half-lives > 8 days) and Tritium:

The dose rate in unrestricted areas due to radioactive materials in effluents shall be limited to less than or equal to 1500 mrem/year to any organ (ODCM, Section 1.2.2.1).

# SEMIANNUAL EFFLUENT AND WASTE DISPOSAL REPORT

July - December, 1992

*Virgil C. Summer Nuclear Station  
South Carolina Electric & Gas*

## Supplemental Information

c. Liquid Effluents:

The concentration of radioactive materials released from the site shall be limited to the concentrations specified in 10 CFR 20, Appendix B, Table II, Column 2 for radionuclides other than dissolved or entrained noble gases. For dissolved or entrained noble gases, the concentration shall be limited to  $2E-4$   $\mu\text{Ci/ml}$  total activity (ODCM, Section 1.1 2.1).

3. Average Energy:

Not Applicable

4. Measurements and Approximations of Total Radioactivity:

- a. Fission and activation gases: Gamma spectrometry (HPGe)
- b. Iodines: Gamma spectrometry (HPGe)
- c. Particulates: Gamma spectrometry (HPGe), beta proportional counting, alpha proportional counting
- d. Tritium: Liquid scintillation
- e. Liquid effluents: Gamma spectrometry (HPGe), liquid scintillation (H-3), beta proportional counting, alpha proportional counting

5. Batch Releases:

a. Gaseous:

- 1. Number of batch releases: 1
- 2. Total time period for batch releases:  $5.22E + 2$  min.
- 3. Maximum time period for a batch release:  $5.22E + 2$  min.
- 4. Average time period for a batch release:  $5.22E + 2$  min.
- 5. Minimum time period for a batch release:  $5.22E + 2$  min.

b. Liquid:

- 1. Number of batch releases:  
55 for third quarter, 1992  
75 for fourth quarter, 1992

# SEMIANNUAL EFFLUENT AND WASTE DISPOSAL REPORT

July - December, 1992

*Virgil C. Summer Nuclear Station  
South Carolina Electric & Gas*

## Supplemental Information

2. Total time period for batch releases:  
4.09E + 3 min. for third quarter, 1992  
6.03E + 3 min. for fourth quarter, 1992
  3. Maximum time period for a batch release:  
9.50E + 1 min. for third quarter, 1992  
2.02E + 2 min. for fourth quarter, 1992
  4. Average time period for batch releases:  
7.43E + 1 min. for third quarter, 1992  
8.04E + 1 min. for fourth quarter, 1992
  5. Minimum time period for a batch release:  
4.40E + 1 min. for third quarter, 1992  
4.60E + 1 min. for fourth quarter, 1992
  6. Average stream flow during periods of release of effluent into a flowing stream:  
6.01E + 6 gpm for third quarter, 1992  
3.65E + 6 gpm for fourth quarter, 1992
6. Abnormal Releases:
- a. Gaseous:
    1. Number of releases: 0
    2. Total activity released: 0
  - b. Liquid:
    1. Number of releases: 0
    2. Total activity released: 0



SEMIANNUAL EFFLUENT AND WASTE DISPOSAL REPORT

July - December, 1992

Table 2

GASEOUS EFFLUENTS-SUMMATION OF ALL RELEASES

		Third Quarter	Fourth Quarter	Est.Total Error, %
A. Fission & activation gases				
1. Total release	Ci	3.47E + 1	2.59E + 1	2.34E + 1
2. Average release rate for period	μCi/sec	4.36E + 0	3.26E + 0	
3. Percent of ODCM limit	%	*	*	
B. Iodines				
1. Total iodine-131	Ci	2.15E-5	6.58E-6	2.66E + 1
2. Average release rate for period	μCi/sec	2.70E-6	8.27E-7	
3. Percent of ODCM limit	%	**	**	
C. Particulates				
1. Particulates with half-lives > 8 days	Ci	0	0	N/A
2. Average release rate for period	μCi/sec	0	0	
3. Percent of ODCM limit	%	**	**	
4. Gross alpha radioactivity	Ci	0	0	
D. Tritium				
1. Total release	Ci	0	0	N/A
2. Average release rate for period	μCi/sec	0	0	
3. Percent of ODCM limit	%	**	**	

\* Calculated as a percent of dose limits found in Supplemental Information, Section 1a. Third quarter values were 5.95E-2% and 2.39E-1% of the quarterly and cumulative annual gamma dose limits, respectively and 7.02E-2% and 3.06E-1% of the quarterly and cumulative annual beta dose limits, respectively. Fourth quarter values were 4.30E-2% and 2.60E-1% of the quarterly and cumulative annual gamma dose limits, respectively, and 5.12E-2% and 3.31E-1% of the quarterly and cumulative annual beta dose limits, respectively.

\*\* Calculated as a percent of dose limits found in Supplemental Information, Section 1b. The sum of these values for the third quarter was 5.52E-3% and 2.72E-2% of the quarterly and cumulative annual organ dose limits, respectively. The sum of these values for the fourth quarter was 1.69E-3% and 2.80E-2% of the quarterly and cumulative annual organ dose limits, respectively.

SEMIANNUAL EFFLUENT AND WASTE DISPOSAL REPORT  
July - December, 1992

Table 3

GASEOUS EFFLUENTS-GROUND-LEVEL RELEASES

Nuclides Released	Unit	Continuous Mode		Batch Mode	
		Third Quarter	Fourth Quarter	Third Quarter	Fourth Quarter
1. Fission gases					
Krypton-85	Ci	0	0	3.74E-1	0
Krypton-85m	Ci	0	2.46E-1	0	0
Krypton-87	Ci	0	0	0	0
Krypton-88	Ci	0	0	0	0
Xenon-133	Ci	3.07E +1	2.34E +1	5.62E-3	0
Xenon-135	Ci	3.58E +0	2.21E +0	4.05E-5	0
Xenon-135m	Ci	0	0	0	0
Xenon-138	Ci	0	0	0	0
Other: Xenon-131m	Ci	0	0	9.12E-3	0
Unidentified	Ci	0	0	0	0
Total for period	Ci	3.42E +1	2.59E +1	3.89E-1	0
2. Iodines					
Iodine-131	Ci	2.14E-5	6.57E-6	0	0
Iodine-132	Ci	0	0	0	0
Iodine-133	Ci	2.27E-6	1.91E-6	0	0
Iodine-134	Ci	0	0	0	0
Iodine-135	Ci	0	0	0	0
Total for period	Ci	2.37E-5	8.48E-6	0	0
3. Particulates					
Strontium-89	Ci	0	0	0	0
Strontium-90	Ci	0	0	0	0
Cesium-134	Ci	0	0	0	0
Cesium-137	Ci	0	0	0	0
Barium-Lanth.-140	Ci	0	0	0	0
Others:	Ci	0	0	0	0
Unidentified	Ci	0	0	0	0
Total for period	Ci	0	0	0	0

SEMIANNUAL EFFLUENT AND WASTE DISPOSAL REPORT

July - December, 1992

Table 4

LIQUID EFFLUENTS - SUMMATION OF ALL RELEASES

		Third Quarter	Fourth Quarter	Est.Total Error, %
A. Fission & activation products				
1. Total release (not including tritium, gases, alpha)	Ci	3.26E-2	4.87E-2	1.83E + 1
2. Average diluted concentration during period	μCi/ml	9.13E-11	1.27E-10	
3. Percent of applicable limit	%	*	*	
B. Tritium				
1. Total release	Ci	1.85E + 2	2.17E + 2	1.86E + 1
2. Average diluted concentration during period	μCi/ml	5.17E-7	5.65E-7	
3. Percent of applicable limit	%	*	*	
C. Dissolved and entrained gases				
1. Total release	Ci	5.70E-3	1.48E-1	1.81E + 1
2. Average diluted concentration during period	μCi/ml	1.60E-11	3.85E-10	
3. Percent of applicable limit	%	*	*	
D. Gross alpha radioactivity				
1. Total release	Ci	0	0	N/A
E. Volume of waste released (prior to dilution)				
	liters	1.42E + 7	2.09E + 7	3.00E + 0
F. Volume of dilution water used during period				
	liters	3.57E + 11	3.84E + 11	4.30E + 0

\* See following page.

# SEMIANNUAL EFFLUENT AND WASTE DISPOSAL REPORT

July - December, 1992

Table 4 (cont.)

## LIQUID EFFLUENTS-SUMMATION OF ALL RELEASES

- \* Calculated as a percent of dose limits found in Supplemental Information, Section 1c. The sum of these values for the third quarter was  $1.70E-1\%$  and  $4.45E-1\%$  of the respective quarterly and cumulative annual whole body dose limits and  $5.99E-2\%$  and  $3.20E-1\%$  of the respective quarterly and cumulative annual organ dose limits. The sum of these values for the fourth quarter was  $3.33E-1\%$  and  $6.10E-1\%$  of the respective quarterly and cumulative annual whole body dose limits and  $1.87E-1\%$  and  $4.13E-1\%$  of the respective quarterly and cumulative annual organ dose limits. Dose to the gastrointestinal tract (lower large intestine) was the most limiting organ dose for the third quarter and to the thyroid for the fourth quarter of 1992. Dose to the thyroid was the most limiting for the six month period and the year.

SEMIANNUAL EFFLUENT AND WASTE DISPOSAL REPORT  
July - December, 1992

Table 5  
LIQUID EFFLUENTS

†Nuclides Released	Unit	Continuous Mode		Batch Mode	
		Third Quarter	Fourth Quarter	Third Quarter	Fourth Quarter
Strontium-89	Ci	0	0	2.27E-5	2.02E-6
Strontium-90	Ci	0	0	4.23E-6	1.87E-5
Cesium-134	Ci	0	1.28E-5	6.65E-4	4.80E-4
Cesium-137	Ci	3.72E-5	3.96E-4	1.55E-3	1.33E-3
Iodine-131	Ci	6.98E-5	1.46E-3	1.86E-4	1.41E-4
Cobalt-58	Ci	0	0	3.88E-3	1.00E-3
Cobalt-60	Ci	0	0	1.44E-2	1.03E-2
Iron-59	Ci	0	0	1.10E-5	0
Zinc-65	Ci	0	0	2.07E-4	1.20E-5
Manganese-54	Ci	0	0	1.42E-3	1.04E-3
Chromium-51	Ci	0	0	9.11E-5	0
Zirconium-Niobium-95	Ci	0	0	1.01E-3	1.45E-4
Molybdenum-99	Ci	0	0	0	0
Technetium-99m	Ci	0	0	0	0
Barium-Lanth.-140	Ci	0	0	1.56E-6	0
Cerium-141	Ci	0	0	0	0
Other: Na-24	Ci	1.75E-4	5.26E-3	1.39E-5	2.14E-5
Fe-55	Ci	0	0	1.24E-3	2.44E-3
Co-57	Ci	0	0	6.19E-5	3.63E-5
Ru-106	Ci	0	0	5.60E-4	3.12E-5
Ag-110m	Ci	0	0	2.70E-4	7.87E-5
Sn-113	Ci	0	0	1.39E-5	0
Sb-124	Ci	0	0	1.64E-5	0
Sb-125	Ci	0	0	6.51E-3	1.21E-3
I-132	Ci	0	4.55E-3	0	4.20E-6
I-133	Ci	9.61E-5	6.41E-3	8.02E-6	7.67E-6
I-135	Ci	0	1.21E-2	0	0
Cs-138	Ci	0	0	0	5.82E-5
Ba-139	Ci	0	0	0	1.27E-5
Unidentified:	Ci	0	0	0	0
Total for Period (above)	Ci	3.78E-4	3.02E-2	3.21E-2	1.84E-2

SEMIANNUAL EFFLUENT AND WASTE DISPOSAL REPORT  
July - December, 1992

Table 5 (continued)

LIQUID EFFLUENTS

†Nuclides Released	Unit	Continuous Mode		Batch Mode	
		Third Quarter	Fourth Quarter	Third Quarter	Fourth Quarter
Xenon-133	Ci	0	1.97E-4	5.66E-3	1.40E-1
Xenon-135	Ci	3.76E-5	4.35E-3	0	7.31E-7
Other: Xe-131m	Ci	0	0	0	2.62E-3
Xe-133m	Ci	0	0	0	5.52E-4
Unidentified:	Ci	0	0	0	0
Total entrained gases	Ci	3.76E-5	4.55E-3	5.66E-3	1.43E-1

† Tritium not included. See Table 4 for tritium numbers.

SEMIANNUAL EFFLUENT AND WASTE DISPOSAL REPORT  
July - December, 1992

Table 6  
SOLID WASTE AND IRRADIATED FUEL SHIPMENTS

A. Solid Waste Shipped Offsite for Burial or Disposal (Not irradiated fuel.)

1. Type of waste	Unit	6-month Period	Est. Total Error, %	1992 Total
a. Spent resins, filter sludges, evaporator bottoms, etc.	m <sup>3</sup>	1.56E + 1	3.50E + 1	8.48E + 1
	Ci	6.95E + 1		2.64E + 2
b. Dry compressible waste, contaminated equip., etc.	m <sup>3</sup>	1.64E + 1	3.50E + 1	2.88E + 1
	Ci	3.35E + 0		4.16E + 0
c. Irradiated components, control rods, etc.	m <sup>3</sup>	0	N/A	0
	Ci	0		0
d. Other (describe)	m <sup>3</sup>	0	N/A	0
	Ci	0		0

2. Estimate of major nuclide composition for 6 month period (by type of waste)\*

a. Fe-55	%	5.04E + 1
Co-60	%	1.67E + 1
Ni-63	%	1.18E + 1
Mn-54	%	6.07E + 0
Co-58	%	4.91E + 0
Cs-137	%	4.50E + 0
Cs-134	%	2.95E + 0
Sb-125	%	1.11E + 0
b. Fe-55	%	4.12E + 1
Co-60	%	1.99E + 1
Cs-137	%	1.39E + 1
Cs-134	%	8.29E + 0
Ni-63	%	6.90E + 0
Mn-54	%	2.70E + 0
H-3	%	1.60E + 0
Co-58	%	1.60E + 0
c. None	%	N/A
d. None	%	N/A

\* All nuclides with concentrations above 1.0% are listed in descending order by activity level.

3. Solid Waste Disposition (6 month period)

Number of Shipments	Mode of Transportation	Destination
50† (6 mo.) / 95† (12 mo.)	Truck	Barnwell, SC

†Note: 46 (for the 6 month period) and 84 (for 1992 total) are partial shipments of DAW from waste processor to Barnwell, SC.

B. Irradiated Fuel Shipments (Disposition)

Number of Shipments	Mode of Transportation	Destination
None	N/A	N/A

JOINT WIND FREQUENCY DISTRIBUTION BY STABILITY CLASS

SITE: V. C. SUMMER Nuclear Station UNIT 1

Table 7  
FIRST QUARTER 1992

Report Date : 93-02-10  
 Data Period : 92- 1- 1 00:00 to 92- 3-31 23:00  
 Stability Class: A delta T/ delta z 61->10 m Delta T  
 Wind Sensor Height : 10 meter  
 Hours at Each Wind Direction and Speed

Wind Direction	Wind Speed (miles/hour)						Total	Mean Speed
	0.75- <4	4- <8	8- <13	13- <19	19- 24	>24		
N	0	0	0	0	0	0	0	0.00
NNE	0	0	0	0	0	0	0	0.00
NE	0	0	0	0	0	0	0	0.00
ENE	0	0	0	0	0	0	0	0.00
E	0	0	0	0	0	0	0	0.00
ESE	0	0	0	0	0	0	0	0.00
SE	0	0	0	0	0	0	0	0.00
SSE	0	0	0	0	0	0	0	0.00
S	0	1	0	0	0	0	1	7.33
SSW	0	0	0	0	0	0	0	0.00
SW	0	1	4	0	0	0	5	10.56
WSW	0	1	10	2	0	0	13	10.58
W	0	1	2	1	0	0	4	10.36
WNW	0	0	2	1	0	0	3	11.11
NW	0	0	2	0	0	0	2	8.60
NNW	0	0	0	0	0	0	0	0.00
Total	0	4	20	4	0	0	28	

Hours of Calm : 0  
 Hours of Varying Wind Direction : 0  
 Hours of Missing Data : 0  
 Hours of Missing Data for All : 54  
 Hours of No Stability Class : 104  
 Total hours of observation : 2184



JOINT WIND FREQUENCY DISTRIBUTION BY STABILITY CLASS

SITE: V. C. SUMMER Nuclear Station UNIT 1

Table 7  
FIRST QUARTER 1992

Report Date : 93-02-10  
 Data Period : 92- 1- 1 00:00 to 92- 3-31 23:00  
 Stability Class: B  $\Delta T / \Delta z$  61->10 m  $\Delta T$   
 Wind Sensor Height : 10 meter  
 Hours at Each Wind Direction and Speed

Wind Direction	Wind Speed (miles/hour)						Total	Mean Speed
	0.75- <4	4- <8	8- <13	13- <19	19- 24	>24		
N	0	0	0	0	0	0	0	0.00
NNE	0	0	0	0	0	0	0	0.00
NE	0	0	0	2	0	0	2	14.92
ENE	0	0	0	0	0	0	0	0.00
E	0	0	0	0	0	0	0	0.00
ESE	0	0	0	0	0	0	0	0.00
SE	0	0	0	0	0	0	0	0.00
SSE	0	0	0	0	0	0	1	8.34
S	0	0	1	0	0	0	0	0.00
SSW	0	0	0	0	0	0	11	8.46
SW	0	5	6	0	0	0	16	9.12
WSW	1	4	11	0	0	0	13	11.07
W	0	5	2	6	0	0	10	7.09
WNW	0	7	3	0	0	0	2	8.45
NW	0	1	1	0	0	0	0	0.00
NNW	0	0	0	0	0	0	0	0.00
Total	1	22	24	8	0	0	55	

Hours of Calm : 0  
 Hours of Varying Wind Direction : 0  
 Hours of Missing Data : 1  
 Hours of Missing Data for All : 54  
 Hours of No Stability Class : 104  
 Total hours of observation : 2184

JOINT WIND FREQUENCY DISTRIBUTION BY STABILITY CLASS

SITE: V. C. SUMMER Nuclear Station UNIT 1

Table 7  
FIRST QUARTER 1992

Report Date : 93-02-10  
 Data Period : 92- 1- 1 00:00 to 92- 3-31 23:00  
 Stability Class: C delta T/ delta z 61->10 m Delta T  
 Wind Sensor Height : 10 meter  
 Hours at Each Wind Direction and Speed

Wind Direction	Wind Speed (miles/hour)						Total'	Mean Speed
	0.75- <4	4- <8	8- <13	13- <19	19- 24	>24		
N	0	0	1	0	1	0	2	16.07
NNE	0	4	1	0	2	1	8	13.54
NE	0	2	1	1	1	0	5	12.18
ENE	0	1	5	0	0	0	6	9.33
E	0	1	0	0	0	0	1	6.87
ESE	0	1	0	0	0	0	1	7.16
SE	0	2	0	0	0	0	2	4.96
SSE	0	0	0	0	0	0	0	0.00
S	0	3	0	0	0	0	3	6.64
SSW	0	1	4	0	0	0	5	8.95
SW	0	10	3	0	0	0	13	7.17
WSW	0	2	7	3	0	0	12	11.79
W	0	6	5	5	1	0	17	10.27
WNW	0	5	5	0	0	0	10	9.03
NW	0	5	6	1	0	0	12	9.01
NNW	1	5	2	0	0	0	8	6.69
Total	1	48	40	10	5	1	105	

Hours of Calm : 0  
 Hours of Varying Wind Direction : 0  
 Hours of Missing Data : 4  
 Hours of Missing Data for All : 54  
 Hours of No Stability Class : 104  
 Total hours of observation : 2184

JOINT WIND FREQUENCY DISTRIBUTION BY STABILITY CLASS

SITE: V. C. SUMMER Nuclear Station UNIT 1

Table 7  
FIRST QUARTER 1992

Report Date : 93-02-10  
 Data Period : 92- 1- 1 00:00 to 92- 3-31 23:00  
 Stability Class: D delta T/ delta z 61->10 m Delta T  
 Wind Sensor Height : 10 meter  
 Hours at Each Wind Direction and Speed

Wind Direction	Wind Speed (miles/hour)						Total'	Mean Speed
	0.75- <4	4- <8	8- <13	13- <19	19- 24	>24		
N	11	25	21	14	0	0	71	8.49
NNE	3	18	49	31	2	0	103	11.38
NE	5	25	49	15	4	0	98	10.01
ENE	1	13	37	14	0	0	65	10.34
E	1	26	20	2	0	0	49	8.15
ESE	1	20	7	0	0	0	28	6.99
SE	3	14	5	0	0	0	22	6.54
SSE	3	16	11	3	0	0	33	7.99
S	2	16	14	5	0	0	37	8.33
SSW	3	25	6	6	0	0	40	7.81
SW	5	21	20	2	0	0	48	7.76
WSW	9	27	23	8	0	0	67	8.25
W	11	31	24	10	0	0	76	8.07
WNW	8	17	4	0	0	0	29	5.50
NW	14	13	10	0	1	0	38	6.13
NNW	12	17	9	9	3	1	51	8.67
Total	92	324	309	119	10	1	855	

Hours of Calm : 0  
 Hours of Varying Wind Direction : 0  
 Hours of Missing Data : 29  
 Hours of Missing Data for All : 54  
 Hours of No Stability Class : 104  
 Total hours of observation : 2184

JOINT WIND FREQUENCY DISTRIBUTION BY STABILITY CLASS

SITE: V. C. SUMMER Nuclear Station UNIT 1

Table 7  
FIRST QUARTER 1992

Report Date : 93-02-10  
 Data Period : 92- 1- 1 00:00 to 92- 3-31 23:00  
 Stability Class: E  $\Delta T / \Delta z$  61->10 m  $\Delta T$   
 Wind Sensor Height : 10 meter  
 Hours at Each Wind Direction and Speed

Wind Direction	Wind Speed (miles/hour)						Total'	Mean Speed
	0.75- <4	4- <8	8- <13	13- <19	19- 24	>24		
N	4	13	7	3	0	0	27	7.54
NNE	4	11	2	0	0	0	17	4.86
NE	6	8	3	0	0	0	17	5.67
ENE	1	6	3	0	0	0	10	6.15
E	2	18	4	0	0	0	24	6.32
ESE	6	10	1	0	0	0	17	4.99
SE	6	31	5	0	0	0	42	5.97
SSE	6	13	7	0	0	0	26	5.91
S	7	24	7	5	0	0	43	7.37
SSW	7	20	8	1	0	0	36	6.49
SW	14	41	15	1	0	0	71	6.17
WSW	6	52	22	3	0	0	83	7.32
W	11	41	7	1	0	0	60	5.78
WNW	15	21	3	0	0	0	39	5.02
NW	11	14	2	0	0	0	27	4.70
NNW	5	10	10	1	0	0	26	7.48
Total	111	333	106	15	0	0	565	

Hours of Calm : 0  
 Hours of Varying Wind Direction : 0  
 Hours of Missing Data : 1  
 Hours of Missing Data for All : 54  
 Hours of No Stability Class : 104  
 Total hours of observation : 2184

JOINT WIND FREQUENCY DISTRIBUTION BY STABILITY CLASS

SITE: V. C. SUMMER Nuclear Station UNIT 1

Table 7  
FIRST QUARTER 1992

Report Date : 93-02-10  
 Data Period : 92- 1- 1 00:00 to 92- 3-31 23:00  
 Stability Class: F  $\Delta T / \Delta z$  61->10 m  $\Delta T$   
 Wind Sensor Height : 10 meter  
 Hours at Each Wind Direction and Speed

Wind Direction	Wind Speed (miles/hour)						Total	Mean Speed
	0.75- <4	4- <8	8- <13	13- <19	19- 24	>24		
N	2	1	1	0	0	0	4	4.61
NNE	1	4	0	0	0	0	5	4.41
NE	2	6	0	0	0	0	8	5.56
ENE	1	1	0	0	0	0	2	4.52
E	4	1	0	0	0	0	5	3.28
ESE	0	1	0	0	0	0	1	5.53
SE	3	9	1	0	0	0	13	5.54
SSE	6	20	0	0	0	0	26	4.94
S	6	22	1	0	0	0	29	5.46
SSW	9	12	0	0	0	0	21	4.38
SW	8	21	0	0	0	0	29	4.49
WSW	4	18	0	0	0	0	22	4.70
W	13	23	0	0	0	0	36	4.15
WNW	2	16	0	0	0	0	18	4.99
NW	3	5	0	0	0	0	8	5.18
NNW	1	0	0	0	0	0	1	1.66
Total	65	160	3	0	0	0	228	

Hours of Calm : 0  
 Hours of Varying Wind Direction : 0  
 Hours of Missing Data : 3  
 Hours of Missing Data for All : 54  
 Hours of No Stability Class : 104  
 Total hours of observation : 2184

JOINT WIND FREQUENCY DISTRIBUTION BY STABILITY CLASS

SITE: V. C. SUMMER Nuclear Station UNIT 1

Table 7  
FIRST QUARTER 1992

Report Date : 93-02-10  
 Data Period : 92- 1- 1 00:00 to 92- 3-31 23:00  
 Stability Class: G  $\Delta T / \Delta z$  61->10 m  $\Delta T$   
 Wind Sensor Height : 10 meter  
 Hours at Each Wind Direction and Speed

Wind Direction	Wind Speed (miles/hour)						Total'	Mean Speed
	0.75- <4	4- <8	8- <13	13- <19	19- 24	>24		
N	0	0	0	0	0	0	0	0.00
NNE	2	1	0	0	0	0	3	3.33
NE	4	1	0	0	0	0	5	2.70
ENE	5	0	0	0	0	0	5	2.23
E	1	0	0	0	0	0	1	1.61
ESE	4	0	0	0	0	0	4	2.43
SE	2	0	0	0	0	0	2	2.81
SSE	5	8	0	0	0	0	13	4.21
S	15	17	0	0	0	0	32	4.24
SSW	16	10	0	0	0	0	26	3.54
SW	27	18	0	0	0	0	45	3.71
WSW	18	18	0	0	0	0	36	3.71
W	15	5	0	0	0	0	21	3.39
WNW	9	1	0	0	0	0	10	3.53
NW	1	1	0	0	0	0	2	3.41
NNW	0	1	0	0	0	0	1	4.72
Total	125	81	0	0	0	0	206	

Hours of Calm : 0  
 Hours of Varying Wind Direction : 0  
 Hours of Missing Data : 0  
 Hours of Missing Data for All : 54  
 Hours of No Stability Class : 104  
 Total hours of observation : 2184

JOINT WIND FREQUENCY DISTRIBUTION BY STABILITY CLASS

SITE: V. C. SUMMER Nuclear Station UNIT 1

Table 7  
FIRST QUARTER 1992

Report Date : 93-02-10  
 Data Period : 92- 1- 1 00:00 to 92- 3-31 23:00  
 Stability Class:ALL delta T/ delta z 61->10 m Delta T  
 Wind Sensor Height : 10 meter  
 Hours at Each Wind Direction and Speed

Wind Direction	Wind Speed (miles/hour)						Total'	Mean Speed
	0.75- <4	4- <8	8- <13	13- <19	19- 24	>24		
N	17	40	32	17	1	0	107	8.25
NNE	11	38	52	31	4	1	137	10.21
NE	19	45	53	18	5	0	140	8.89
ENE	8	21	45	14	0	0	88	9.21
E	8	46	24	2	0	0	80	7.20
ESE	11	32	8	0	0	0	51	5.94
SE	14	58	11	0	0	0	83	5.97
SSE	20	60	18	3	0	0	101	6.12
S	32	88	25	13	0	0	158	6.70
SSW	35	68	19	11	0	0	133	6.35
SW	54	122	51	4	0	0	231	6.18
WSW	40	130	75	16	0	0	261	7.24
W	54	118	48	29	1	0	250	7.08
WNW	36	69	20	1	0	0	126	5.72
NW	31	41	21	1	1	0	95	5.97
NNW	21	33	21	10	3	1	89	7.90
Total	411	1009	523	170	15	2	2130	

Hours of Calm : 0  
 Hours of Varying Wind Direction : 0  
 Hours of Missing Data for All : 54  
 Hours of No Stability Class : 104  
 Total hours of observation : 2184

JOINT WIND FREQUENCY DISTRIBUTION BY STABILITY CLASS

SITE: V. C. SUMMER Nuclear Station UNIT 1

Table 7  
SECOND QUARTER 1992

Report Date : 93-02-08  
 Data Period : 92- 4- 1 00:00 to 92- 6-30 23:00  
 Stability Class: A delta T/ delta z 61->10 m Delta T  
 Wind Sensor Height : 10 meter  
 Hours at Each Wind Direction and Speed

Wind Direction	Wind Speed (miles/hour)						Total'	Mean Speed
	0.75- <4	4- <8	8- <13	13- <19	19- 24	>24		
N	0	0	0	0	0	0	0	0.00
NNE	0	2	0	0	0	1	3	11.70
NE	0	3	0	0	0	0	3	5.79
ENE	0	0	0	0	0	0	0	0.00
E	0	1	0	0	0	0	1	6.22
ESE	0	0	1	0	0	0	1	10.77
SE	0	0	0	0	0	0	0	0.00
SSE	0	0	1	0	0	0	1	12.60
S	0	0	1	0	0	0	1	8.40
SSW	0	3	2	0	0	0	5	8.18
SW	0	6	6	1	0	0	13	8.59
WSW	1	3	14	1	0	0	19	9.26
W	0	2	6	0	0	0	8	9.36
WNW	0	1	1	0	0	0	2	7.66
NW	0	0	0	0	0	0	0	0.00
NNW	1	0	0	0	0	0	1	2.76
Total	2	21	32	2	0	1	58	

Hours of Calm : 0  
 Hours of Varying Wind Direction : 0  
 Hours of Missing Data : 0  
 Hours of Missing Data for All : 96  
 Hours of No Stability Class : 113  
 Total hours of observation : 2184



JOINT WIND FREQUENCY DISTRIBUTION BY STABILITY CLASS

SITE: V. C. SUMMER Nuclear Station UNIT 1

Table 7  
SECOND QUARTER 1992

Report Date : 93-02-08  
 Data Period : 92- 4- 1 00:00 to 92- 6-30 23:00  
 Stability Class: B delta T/ delta z 61->10 m Delta T  
 Wind Sensor Height : 10 meter  
 Hours at Each Wind Direction and Speed

Wind Direction	Wind Speed (miles/hour)						Total'	Mean Speed
	0.75- <4	4- <8	8- <13	13- <19	19- 24	>24		
N	1	3	0	0	0	0	4	5.15
NNE	0	1	0	0	1	0	2	13.87
NE	1	6	0	0	0	0	7	4.57
ENE	0	0	1	0	0	0	1	8.78
E	1	0	3	0	0	0	4	7.96
ESE	0	3	7	0	0	0	10	9.39
SE	0	3	2	0	0	0	5	8.77
SSE	0	0	0	1	0	0	1	14.47
S	0	4	1	0	0	0	5	6.56
SSW	0	9	1	0	0	0	10	6.38
SW	0	19	7	1	0	0	27	7.40
WSW	0	9	8	1	0	0	18	8.30
W	1	3	2	0	0	0	6	7.76
WNW	0	5	1	0	0	0	6	6.86
NW	0	3	1	0	0	0	4	7.04
NNW	0	3	0	0	0	0	3	5.63
Total	4	71	34	3	1	0	113	

Hours of Calm : 0  
 Hours of Varying Wind Direction : 0  
 Hours of Missing Data : 2  
 Hours of Missing Data for All : 96  
 Hours of No Stability Class : 113  
 Total hours of observation : 2184

JOINT WIND FREQUENCY DISTRIBUTION BY STABILITY CLASS

SITE: V. C. SUMMER Nuclear Station UNIT 1

Table 7  
SECOND QUARTER 1992

Report Date : 93-02-08  
 Data Period : 92- 4- 1 00:00 to 92- 6-30 23:00  
 Stability Class: C delta T/ delta z 61->10 m Delta T  
 Wind Sensor Height : 10 meter  
 Hours at Each Wind Direction and Speed

Wind Direction	Wind Speed (miles/hour)						Total'	Mean Speed
	0.75- <4	4- <8	8- <13	13- <19	19- 24	>24		
N	1	8	0	3	1	0	13	8.87
NNE	2	6	2	3	0	0	13	8.78
NE	1	3	1	3	0	0	8	10.19
ENE	0	1	3	0	0	0	4	7.82
E	0	2	6	0	0	0	8	8.69
ESE	0	3	1	0	0	0	4	7.87
SE	0	1	6	0	0	0	7	10.70
SSE	0	2	6	1	0	0	9	9.67
S	0	5	1	0	0	0	6	6.84
SSW	0	4	6	0	0	0	10	7.92
SW	1	13	4	0	0	0	18	6.25
WSW	0	1	5	0	0	0	6	8.51
W	1	4	2	1	0	0	8	7.34
WNW	0	2	5	0	0	0	7	7.76
NW	1	6	0	0	0	0	7	5.36
NNW	3	5	1	0	0	0	9	5.29
Total	10	66	49	11	1	0	137	

Hours of Calm : 0  
 Hours of Varying Wind Direction : 0  
 Hours of Missing Data : 2  
 Hours of Missing Data for All : 96  
 Hours of No Stability Class : 113  
 Total hours of observation : 2184

JOINT WIND FREQUENCY DISTRIBUTION BY STABILITY CLASS

SITE: V. C. SUMMER Nuclear Station UNIT 1

Table 7  
SECOND QUARTER 1992

Report Date : 93-02-08  
 Data Period : 92- 4- 1 00:00 to 92- 6-30 23:00  
 Stability Class: D  $\Delta T / \Delta z$  61->10 m  $\Delta T$   
 Wind Sensor Height : 10 meter  
 Hours at Each Wind Direction and Speed

Wind Direction	Wind Speed (miles/hour)						Total'	Mean Speed
	0.75- <4	4- <8	8- <13	13- <19	19- 24	>24		
N	20	36	16	21	2	2	97	8.92
NNE	14	50	37	35	2	0	138	9.55
NE	8	37	63	32	5	0	145	10.38
ENE	2	14	55	13	0	0	84	10.11
E	2	36	32	3	0	0	73	7.89
ESE	2	14	6	0	0	0	22	6.72
SE	4	21	7	0	0	0	32	6.51
SSE	5	14	17	2	0	0	38	8.06
S	6	23	10	6	0	0	45	7.60
SSW	6	23	7	0	0	0	36	6.11
SW	7	29	7	1	0	0	44	5.80
WSW	5	19	9	2	0	0	35	6.84
W	6	10	6	2	0	0	24	6.88
WNW	12	12	1	1	0	0	26	4.92
NW	4	12	4	1	0	0	21	6.65
NNW	12	12	9	10	1	0	44	8.64
Total	115	362	286	129	10	2	904	

Hours of Calm : 0  
 Hours of Varying Wind Direction : 0  
 Hours of Missing Data : 2  
 Hours of Missing Data for All : 96  
 Hours of No Stability Class : 113  
 Total hours of observation : 2184

JOINT WIND FREQUENCY DISTRIBUTION BY STABILITY CLASS

SITE: V. C. SUMMER Nuclear Station UNIT 1

Table 7  
SECOND QUARTER 1992

Report Date : 93-02-08  
 Data Period : 92- 4- 1 00:00 to 92- 6-30 23:00  
 Stability Class: E delta T/ delta z 61->10 m Delta T  
 Wind Sensor Height : 10 meter  
 Hours at Each Wind Direction and Speed

Wind Direction	Wind Speed (miles/hour)						Total'	Mean Speed
	0.75- <4	4- <8	8- <13	13- <19	19- 24	>24		
N	6	8	3	0	0	0	17	4.90
NNE	4	10	4	1	0	0	19	6.86
NE	1	13	8	0	0	0	22	7.49
ENE	1	6	2	0	0	0	9	6.60
E	6	12	2	0	0	0	20	5.14
ESE	7	12	0	0	0	0	19	4.86
SE	7	26	4	0	0	0	37	5.41
SSE	11	42	6	0	0	0	59	5.65
S	14	43	22	0	0	0	79	6.37
SSW	12	40	9	0	0	0	61	5.79
SW	14	20	2	0	0	0	36	4.86
WSW	15	14	4	0	0	0	33	4.73
W	12	13	1	0	0	0	26	4.46
WNW	20	17	0	0	0	0	37	3.97
NW	10	9	1	0	0	0	20	4.24
NNW	6	8	3	0	0	0	17	5.61
Total	146	293	71	1	0	0	511	

Hours of Calm : 0  
 Hours of Varying Wind Direction : 0  
 Hours of Missing Data : 0  
 Hours of Missing Data for All : 96  
 Hours of No Stability Class : 113  
 Total hours of observation : 2184

JOINT WIND FREQUENCY DISTRIBUTION BY STABILITY CLASS

SITE: V. C. SUMMER Nuclear Station UNIT 1

Table 7  
SECOND QUARTER 1992

Report Date : 93-02-08  
 Data Period : 92- 4- 1 00:00 to 92- 6-30 23:00  
 Stability Class: F delta T/ delta z 61->10 m Delta T  
 Wind Sensor Height : 10 meter  
 Hours at Each Wind Direction and Speed

Wind Direction	Wind Speed (miles/hour)						Total'	Mean Speed
	0.75- <4	4- <8	8- <13	13- <19	19- 24	>24		
N	2	1	0	0	0	0	3	3.31
NNE	4	0	0	0	0	0	2	2.68
NE	4	3	0	0	0	0	7	3.53
ENE	2	1	0	0	0	0	3	4.08
E	0	1	0	0	0	0	1	4.36
ESE	1	2	0	0	0	0	3	3.91
SE	2	14	0	0	0	0	16	5.00
SSE	3	33	2	0	0	0	38	5.77
S	9	34	0	0	0	0	43	5.12
SSW	9	19	0	0	0	0	28	4.56
SW	12	5	0	0	0	0	17	3.52
WSW	5	7	0	0	0	0	12	4.16
W	12	6	0	0	0	0	19	3.53
WNW	3	11	0	0	0	0	14	4.66
NW	8	5	0	0	0	0	13	3.95
NNW	0	3	0	0	0	0	3	5.66
Total	75	145	2	0	0	0	222	

Hours of Calm : 0  
 Hours of Varying Wind Direction : 0  
 Hours of Missing Data : 0  
 Hours of Missing Data for All : 96  
 Hours of No Stability Class : 113  
 Total hours of observation : 2184

JOINT WIND FREQUENCY DISTRIBUTION BY STABILITY CLASS

SITE: V. C. SUMMER Nuclear Station UNIT 1

Table 7  
SECOND QUARTER 1992

Report Date : 93-02-08  
 Data Period : 92- 4- 1 00:00 to 92- 6-30 23:00  
 Stability Class: G delta T/ delta z 61->10 m Delta T  
 Wind Sensor Height : 10 meter  
 Hours at Each Wind Direction and Speed

Wind Direction	Wind Speed (miles/hour)						Total'	Mean Speed
	0.75- <4	4- <8	8- <13	13- <19	19- 24	>24		
N	0	0	0	0	0	0	0	0.00
NNE	1	0	0	0	0	0	1	3.40
NE	1	1	0	0	0	0	2	3.63
ENE	0	0	0	0	0	0	0	0.00
E	1	0	0	0	0	0	1	3.76
ESE	0	0	0	0	0	0	0	0.00
SE	2	0	0	0	0	0	2	3.69
SSE	5	7	0	0	0	0	12	4.86
S	6	6	0	0	0	0	12	3.87
SSW	9	7	0	0	0	0	16	3.79
SW	8	7	0	0	0	0	15	3.94
WSW	10	11	0	0	0	0	21	3.94
W	14	7	0	0	0	0	21	3.56
WNW	8	4	0	0	0	0	12	3.83
NW	2	3	0	0	0	0	5	3.69
NNW	0	0	0	0	0	0	0	0.00
Total	67	53	0	0	0	0	120	

Hours of Calm : 0  
 Hours of Varying Wind Direction : 0  
 Hours of Missing Data : 0  
 Hours of Missing Data for All : 96  
 Hours of No Stability Class : 113  
 Total hours of observation : 2184

JOINT WIND FREQUENCY DISTRIBUTION BY STABILITY CLASS

SITE: V. C. SUMMER Nuclear Station UNIT 1

Table 7  
SECOND QUARTER 1992

Report Date : 93-02-08  
 Data Period : 92- 4- 1 00:00 to 92- 6-30 23:00  
 Stability Class:ALL delta T/ delta z 61->10 m Delta T  
 Wind Sensor Height : 10 meter  
 Hours at Each Wind Direction and Speed

Wind Direction	Wind Speed (miles/hour)						Total'	Mean Speed
	0.75- <4	4- <8	8- <13	13- <19	19- 24	>24		
N	30	58	19	24	3	2	136	8.12
NNE	23	69	43	39	3	1	178	9.18
NE	16	66	72	35	5	0	194	9.45
ENE	5	22	61	13	0	0	101	9.52
E	10	52	43	3	0	0	108	7.36
ESE	10	35	19	0	0	0	64	6.78
SE	15	71	21	1	0	0	108	6.37
SSE	24	90	34	5	0	0	162	6.64
S	35	115	37	6	0	0	193	6.30
SSW	36	105	26	0	0	0	167	5.72
SW	42	99	26	3	0	0	170	5.72
WSW	36	64	40	4	0	0	144	6.28
W	47	45	17	3	0	0	112	5.38
WNW	43	52	8	1	0	0	104	4.78
NW	25	38	6	1	0	0	70	5.14
NNW	22	31	13	10	1	0	77	7.27
Total	419	1021	485	148	12	3	2088	

Hours of Calm : 0  
 Hours of Varying Wind Direction : 0  
 Hours of Missing Data for All : 96  
 Hours of No Stability Class : 113  
 Total hours of observation : 2184

JOINT WIND FREQUENCY DISTRIBUTION BY STABILITY CLASS

SITE: V. C. SUMMER Nuclear Station UNIT 1

Report Date : 93-02-08

Data Period : 92- 7- 1 00:00 to 92- 9-30 23:00

Stability Class: A  $\Delta T / \Delta z$  61->10 m  $\Delta T$

Wind Sensor Height : 10 meter

Hours at Each Wind Direction and Speed

Table 7  
THIRD QUARTER 1992

Wind Direction	Wind Speed (miles/hour)						Total'	Mean Speed
	0.75- <4	4- <8	8- <13	13- <19	19- 24	>24		
N	0	1	0	0	0	0	1	5.58
NNE	0	0	0	0	0	0	0	0.00
NE	0	1	0	0	0	0	1	5.18
ENE	0	0	1	0	0	0	1	9.89
E	0	0	0	0	0	0	0	0.00
ESE	0	0	0	0	0	0	0	0.00
SE	0	0	0	0	0	0	0	0.00
SSE	0	0	2	0	0	0	2	10.11
S	1	1	3	0	0	0	5	7.63
SSW	1	0	2	0	0	0	3	7.82
SW	1	15	16	0	0	0	32	7.80
WSW	0	18	15	0	0	0	33	7.89
W	0	9	7	0	0	0	16	7.47
WNW	2	0	0	0	0	0	2	3.33
NW	0	0	0	0	0	0	0	0.00
NNW	0	0	0	0	0	0	0	0.00
Total	5	45	46	0	0	0	96	

Hours of Calm : 0  
 Hours of Varying Wind Direction : 0  
 Hours of Missing Data : 0  
 Hours of Missing Data for All : 16  
 Hours of No Stability Class : 35  
 Total hours of observation : 2208



JOINT WIND FREQUENCY DISTRIBUTION BY STABILITY CLASS

SITE: V. C. SUMMER Nuclear Station UNIT 1

Report Date : 93-02-08  
 Data Period : 92- 7- 1 00:00 to 92- 9-30 23:00  
 Stability Class: B delta T/ delta z 61->10 m Delta T  
 Wind Sensor Height : 10 meter  
 Hours at Each Wind Direction and Speed

Table 7  
 THIRD QUARTER 1992

Wind Direction	Wind Speed (miles/hour)						Total'	Mean Speed
	0.75- <4	4- <8	8- <13	13- <19	19- 24	>24		
N	1	4	0	0	0	0	5	4.87
NNE	4	4	0	0	0	0	8	4.15
NE	2	6	1	0	0	0	9	5.93
ENE	0	3	1	0	0	0	4	7.20
E	0	0	1	0	0	0	1	8.15
ESE	0	0	0	0	0	0	0	0.00
SE	0	1	1	0	0	0	2	8.23
SSE	0	0	0	0	0	0	0	0.00
S	0	1	0	0	0	0	1	4.82
SSW	0	5	2	0	0	0	7	7.01
SW	3	10	7	0	0	0	20	6.73
WSW	1	19	8	0	0	0	28	6.89
W	0	11	0	0	0	0	11	5.95
WNW	2	1	1	0	0	0	4	5.90
NW	0	0	0	0	0	0	0	0.00
NNW	2	2	0	0	0	0	4	4.48
<b>Total</b>	<b>15</b>	<b>67</b>	<b>22</b>	<b>0</b>	<b>0</b>	<b>0</b>	<b>104</b>	

Hours of Calm : 0  
 Hours of Varying Wind Direction : 0  
 Hours of Missing Data : 0  
 Hours of Missing Data for All : 16  
 Hours of No Stability Class : 35  
 Total hours of observation : 2208

JOINT WIND FREQUENCY DISTRIBUTION BY STABILITY CLASS

SITE: V. C. SUMMER Nuclear Station UNIT 1

Report Date : 93-02-08

Data Period : 92- 7- 1 00:00 to 92- 9-30 23:00

Stability Class: C delta T/ delta z 61->10 m Delta T

Wind Sensor Height : 10 meter

Hours at Each Wind Direction and Speed

Table 7  
THIRD QUARTER 1992

Wind Direction	Wind Speed (miles/hour)						Total'	Mean Speed
	0.75- <4	4- <8	8- <13	13- <19	19- 24	>24		
N	7	8	0	0	0	0	15	4.11
NNE	1	7	0	1	0	0	9	6.70
NE	3	14	8	2	0	0	27	7.70
ENE	0	6	3	1	0	0	10	7.97
E	2	5	1	0	0	0	8	6.28
ESE	1	1	0	0	0	0	2	4.44
SE	0	2	1	0	0	0	3	7.59
SSE	1	3	1	0	0	0	5	5.90
S	0	7	0	0	0	0	7	5.46
SSW	1	10	0	0	0	0	11	5.70
SW	3	10	5	0	0	0	18	6.65
WSW	4	7	11	0	0	0	22	7.37
W	0	6	1	0	0	0	7	6.57
WNW	3	4	0	0	0	0	7	4.13
NW	1	4	0	0	0	0	5	6.07
NNW	5	3	0	0	0	0	8	3.76
Total	32	97	31	4	0	0	164	

Hours of Calm : 0  
 Hours of Varying Wind Direction : 0  
 Hours of Missing Data : 0  
 Hours of Missing Data for All : 16  
 Hours of No Stability Class : 35  
 Total hours of observation : 2208

JOINT WIND FREQUENCY DISTRIBUTION BY STABILITY CLASS

SITE: V. C. SUMMER Nuclear Station UNIT 1

Report Date : 93-02-08  
 Data Period : 92- 7- 1 00:00 to 92- 9-30 23:00  
 Stability Class: D delta T/ delta z 61->10 m Delta T  
 Wind Sensor Height : 10 meter  
 Hours at Each Wind Direction and Speed

Table 7  
 THIRD QUARTER 1992

Wind Direction	Wind Speed (miles/hour)						Total'	Mean Speed
	0.75- <4	4- <8	8- <13	13- <19	19- 24	>24		
N	18	27	11	4	1	0	61	6.51
NNE	12	50	49	48	1	0	160	9.99
NE	10	47	127	37	5	0	226	10.04
ENE	2	48	92	8	0	0	150	9.13
E	3	37	28	1	0	0	69	7.44
ESE	9	18	0	0	0	0	27	4.90
SE	6	12	4	0	0	0	22	5.43
SSE	3	18	4	0	0	0	25	6.04
S	7	13	3	3	0	0	26	6.82
SSW	9	25	8	1	0	0	43	6.48
SW	8	30	14	0	0	0	52	6.33
WSW	4	47	12	0	0	0	63	6.55
W	1	20	5	0	0	0	26	6.37
WNW	ii	7	0	0	0	0	18	4.14
NW	5	3	0	0	0	0	8	3.88
NNW	5	9	3	0	0	0	17	5.57
Total	113	411	360	102	7	0	993	

Hours of Calm : 0  
 Hours of Varying Wind Direction : 0  
 Hours of Missing Data : 5  
 Hours of Missing Data for All : 16  
 Hours of No Stability Class : 35  
 Total hours of observation : 2208

JOINT WIND FREQUENCY DISTRIBUTION BY STABILITY CLASS

SITE: V. C. SUMMER Nuclear Station UNIT 1

Report Date : 93-02-08  
 Data Period : 92- 7- 1 00:00 to 92- 9-30 23:00  
 Stability Class: E delta T/ delta z 61->10 m Delta T  
 Wind Sensor Height : 10 meter  
 Hours at Each Wind Direction and Speed

Table 7  
 THIRD QUARTER 1992

Wind Direction	Wind Speed (miles/hour)						Total'	Mean Speed
	0.75- <4	4- <8	8- <13	13- <19	19- 24	>24		
N	1	5	1	0	0	0	7	5.36
NNE	2	6	3	2	0	0	13	8.30
NE	3	4	3	3	0	0	13	8.61
ENE	2	3	6	1	0	0	12	8.37
E	4	13	5	0	0	0	22	6.14
ESE	5	12	0	0	0	0	17	4.53
SE	8	27	0	0	0	0	35	4.73
SSE	22	42	6	0	0	0	70	5.05
S	30	28	3	0	0	0	61	4.47
SSW	14	50	2	0	0	0	66	5.32
SW	40	77	6	0	0	0	123	4.98
WSW	25	30	1	0	0	0	56	4.51
W	12	18	0	0	0	0	30	4.31
WNW	14	2	0	0	0	0	16	3.12
NW	10	7	0	0	0	0	17	3.64
NNW	2	3	0	0	0	0	5	4.18
Total	194	327	36	6	0	0	563	

Hours of Calm : 0  
 Hours of Varying Wind Direction : 0  
 Hours of Missing Data : 0  
 Hours of Missing Data for All : 16  
 Hours of No Stability Class : 35  
 Total hours of observation : 2208

JOINT WIND FREQUENCY DISTRIBUTION BY STABILITY CLASS

SITE: V. C. SUMMER Nuclear Station UNIT 1

Report Date : 93-02-08

Data Period : 92- 7- 1 00:00 to 92- 9-30 23:00

Stability Class: F delta T/ delta z 61->10 m Delta T

Wind Sensor Height : 10 meter

Hours at Each Wind Direction and Speed

Table 7  
THIRD QUARTER 1992

Wind Direction	Wind Speed (miles/hour)						Total'	Mean Speed
	0.75- <4	4- <8	8- <13	13- <19	19- 24	>24		
N	1	0	0	0	0	0	1	2.29
NNE	0	1	0	0	0	0	1	4.92
NE	0	0	0	0	0	0	0	0.00
ENE	1	0	0	0	0	0	1	1.36
E	0	0	0	0	0	0	0	0.00
ESE	1	0	0	0	0	0	1	3.55
SE	2	3	0	0	0	0	5	4.86
SSE	11	17	0	0	0	0	28	4.52
S	14	16	1	0	0	0	31	4.44
SSW	11	9	0	0	0	0	20	3.76
SW	29	20	0	0	0	0	49	3.83
WSW	13	4	0	0	0	0	17	2.91
W	9	7	0	0	0	0	16	3.79
WNW	6	0	0	0	0	0	6	3.08
NW	2	0	0	0	0	0	2	3.30
NNW	0	0	0	0	0	0	0	0.00
Total	100	77	1	0	0	0	178	

Hours of Calm : 0  
 Hours of Varying Wind Direction : 0  
 Hours of Missing Data : 0  
 Hours of Missing Data for All : 16  
 Hours of No Stability Class : 35  
 Total hours of observation : 2208

JOINT WIND FREQUENCY DISTRIBUTION BY STABILITY CLASS

SITE: V. C. SUMMER Nuclear Station UNIT 1

Report Date : 93-02-08  
 Data Period : 92- 7- 1 00:00 to 92- 9-30 23:00  
 Stability Class: G delta T/ delta z 61->10 m Delta T  
 Wind Sensor Height : 10 meter  
 Hours at Each Wind Direction and Speed

Table 7  
 THIRD QUARTER 1992

Wind Direction	Wind Speed (miles/hour)						Total'	Mean Speed
	0.75- <4	4- <8	8- <13	13- <19	19- 24	>24		
N	0	0	0	0	0	0	0	0.00
NNE	0	0	0	0	0	0	0	0.00
NE	0	0	0	0	0	0	0	0.00
ENE	0	0	0	0	0	0	0	0.00
E	0	0	0	0	0	0	0	0.00
ESE	0	0	0	0	0	0	0	0.00
SE	0	0	0	0	0	0	0	0.00
SSE	0	0	0	0	0	0	0	0.00
S	4	2	0	0	0	0	6	4.11
SSW	3	4	0	0	0	0	7	4.19
SW	13	2	0	0	0	0	15	3.16
WSW	12	2	0	0	0	0	14	3.12
W	14	4	0	0	0	0	18	3.43
WNW	5	0	0	0	0	0	5	3.05
NW	5	0	0	0	0	0	5	3.02
NNW	0	0	0	0	0	0	0	0.00
Total	56	14	0	0	0	0	70	

Hours of Calm : 0  
 Hours of Varying Wind Direction : 0  
 Hours of Missing Data : 0  
 Hours of Missing Data for All : 16  
 Hours of No Stability Class : 35  
 Total hours of observation : 2208

JOINT WIND FREQUENCY DISTRIBUTION BY STABILITY CLASS

SITE: V. C. SUMMER Nuclear Station UNIT 1

Report Date : 93-02-08  
 Data Period : 92- 7- 1 00:00 to 92- 9-30 23:00  
 Stability Class:ALL delta T/ delta z 61->10 m Delta T  
 Wind Sensor Height : 10 meter  
 Hours at Each Wind Direction and Speed

Table 7  
 THIRD QUARTER 1992

Wind Direction	Wind Speed (miles/hour)						Total'	Mean Speed
	0.75- <4	4- <8	8- <13	13- <19	19- 24	>24		
N	30	46	12	5	1	0	94	5.91
NNE	21	69	52	51	1	0	194	9.36
NE	18	73	140	42	5	0	278	9.59
ENE	5	60	103	10	0	0	178	8.93
E	10	55	35	1	0	0	101	7.03
ESE	16	32	0	0	0	0	48	4.70
SE	16	46	6	0	0	0	68	5.24
SSE	37	80	14	0	0	0	131	5.28
S	56	69	12	3	0	0	140	5.11
SSW	39	103	14	1	0	0	157	5.54
SW	97	164	48	3	0	0	312	5.52
WSW	59	127	47	0	0	0	233	5.90
W	36	76	13	0	0	0	125	5.24
WNW	43	14	1	0	0	0	58	3.75
NW	24	15	0	0	0	0	39	3.89
NNW	15	18	3	0	0	0	36	4.81
Total	522	1047	500	116	7	0	2192	

Hours of Calm : 0  
 Hours of Varying Wind Direction : 0  
 Hours of Missing Data for All : 16  
 Hours of No Stability Class : 35  
 Total hours of observation : 2208

JOINT WIND FREQUENCY DISTRIBUTION BY STABILITY CLASS

SITE: V. C. SUMMER Nuclear Station UNIT 1

Report Date : 93-02-08

Data Period : 92-10- 1 00:00 to 92-12-31 23:00

Stability Class: A delta T/ delta z 61->10 m Delta T

Wind Sensor Height : 10 meter

Hours at Each Wind Direction and Speed

Table 7  
FOURTH QUARTER 1992

Wind Direction	Wind Speed (miles/hour)						Total'	Mean Speed
	0.75- <4	4- <8	8- <13	13- <19	19- 24	>24		
N	1	0	0	0	0	0	1	3.06
NNE	0	0	0	0	0	0	0	0.00
NE	0	0	0	0	0	0	0	0.00
ENE	0	0	0	0	0	0	0	0.00
E	0	0	0	0	0	0	0	0.00
ESE	0	0	0	0	0	0	0	0.00
SE	0	0	0	0	0	0	0	0.00
SSE	0	0	0	0	0	0	0	0.00
S	0	0	0	0	0	0	0	0.00
SSW	0	1	0	0	0	0	1	6.46
SW	0	0	1	0	0	0	1	9.31
WSW	0	9	0	0	0	0	9	5.90
W	0	1	1	0	0	0	2	9.24
WNW	0	0	2	0	0	0	2	9.03
NW	0	2	1	2	0	0	5	10.66
NNW	2	0	0	1	0	0	3	7.71
Total	3	13	5	3	0	0	24	

Hours of Calm : 0  
 Hours of Varying Wind Direction : 0  
 Hours of Missing Data : 0  
 Hours of Missing Data for All : 121  
 Hours of No Stability Class : 196  
 Total hours of observation : 2208



JOINT WIND FREQUENCY DISTRIBUTION BY STABILITY CLASS

SITE: V. C. SUMMER Nuclear Station UNIT 1

Report Date : 93-02-08

Data Period : 92-10- 1 00:00 to 92-12-31 23:00

Stability Class: B delta T/ delta z 61->10 m Delta T

Wind Sensor Height : 10 meter

Hours at Each Wind Direction and Speed

Table 7  
FOURTH QUARTER 1992

Wind Direction	Wind Speed (miles/hour)						Total'	Mean Speed
	0.75- <4	4- <8	8- <13	13- <19	19- 24	>24		
N	1	0	0	0	0	0	1	3.00
NNE	0	0	0	0	0	0	0	0.00
NE	1	0	0	0	0	0	1	3.18
ENE	0	5	0	0	0	0	5	6.36
E	0	0	0	0	0	0	0	0.00
ESE	0	1	0	0	0	0	1	4.52
SE	0	0	0	0	0	0	0	0.00
SSE	0	0	0	0	0	0	0	0.00
S	0	1	1	0	0	0	2	6.81
SSW	1	3	2	0	0	0	6	7.07
SW	1	5	0	0	0	0	6	5.18
WSW	1	6	3	0	0	0	10	6.37
W	0	2	4	0	0	0	6	8.79
WNW	0	5	1	0	0	0	6	5.36
NW	0	4	3	0	0	0	7	7.84
NNW	1	0	1	1	1	0	4	13.68
Total	6	32	15	1	1	0	55	

Hours of Calm : 0  
 Hours of Varying Wind Direction : 0  
 Hours of Missing Data : 1  
 Hours of Missing Data for All : 121  
 Hours of No Stability Class : 196  
 Total hours of observation : 2208

JOINT WIND FREQUENCY DISTRIBUTION BY STABILITY CLASS

SITE: V. C. SUMMER Nuclear Station UNIT 1

Report Date : 93-02-08

Data Period : 92-10-1 00:00 to 92-12-31 23:00

Stability Class: C delta T/ delta z 61->10 m Delta T

Wind Sensor Height : 10 meter

Hours at Each Wind Direction and Speed

Table 7  
FOURTH QUARTER 1992

Wind Direction	Wind Speed (miles/hour)						Total'	Mean Speed
	0.75- <4	4- <8	8- <13	13- <19	19- 24	>24		
N	1	2	0	0	0	0	3	4.63
NNE	2	2	1	2	4	0	11	12.67
NE	0	1	5	6	0	0	12	12.42
ENE	0	4	2	1	0	0	7	8.51
E	0	0	0	0	0	0	0	0.00
ESE	0	1	0	0	0	0	1	6.47
SE	0	0	1	0	0	0	1	8.00
SSE	0	1	1	0	0	0	2	6.14
S	1	0	1	0	0	0	2	5.81
SSW	0	5	0	0	0	0	5	6.27
SW	1	8	2	0	0	0	11	5.82
WSW	2	7	2	0	0	0	11	6.31
W	0	4	3	0	0	0	7	7.53
WNW	1	2	3	3	0	0	9	10.09
NW	1	2	0	1	0	0	4	7.04
NNW	2	0	3	0	0	0	5	6.78
<b>Total</b>	<b>11</b>	<b>39</b>	<b>24</b>	<b>13</b>	<b>4</b>	<b>0</b>	<b>91</b>	

Hours of Calm : 0  
 Hours of Varying Wind Direction : 0  
 Hours of Missing Data : 6  
 Hours of Missing Data for All : 121  
 Hours of No Stability Class : 196  
 Total hours of observation : 2208

JOINT WIND FREQUENCY DISTRIBUTION BY STABILITY CLASS

SITE: V. C. SUMMER Nuclear Station UNIT 1

Report Date : 93-02-08  
 Data Period : 92-10-1 00:00 to 92-12-31 23:00  
 Stability Class: D delta T/ delta z 61->10 m Delta T  
 Wind Sensor Height : 10 meter  
 Hours at Each Wind Direction and Speed

Table 7  
 FOURTH QUARTER 1992

Wind Direction	Wind Speed (miles/hour)						Total'	Mean Speed
	0.75- <4	4- <8	8- <13	13- <19	19- 24	>24		
N	8	19	25	8	0	0	60	8.32
NNE	11	43	49	37	7	1	148	10.42
NE	2	49	136	66	1	0	254	10.74
ENE	2	32	85	21	0	0	140	10.01
E	5	23	18	0	0	0	46	7.35
ESE	2	16	5	0	0	0	23	6.44
SE	0	10	7	0	0	0	17	8.07
SSE	3	7	10	0	0	0	20	7.36
S	6	7	10	2	0	0	25	7.41
SSW	4	12	0	0	0	0	16	4.92
SW	12	33	7	0	0	0	52	5.69
WSW	20	23	12	0	0	0	55	5.39
W	14	7	5	1	0	0	27	5.29
WNW	9	9	4	0	0	0	22	4.90
NW	8	12	9	2	0	0	31	7.34
NNW	7	11	12	1	0	0	31	7.29
<b>Total</b>	<b>113</b>	<b>313</b>	<b>394</b>	<b>138</b>	<b>8</b>	<b>1</b>	<b>967</b>	

Hours of Calm : 0  
 Hours of Varying Wind Direction : 0  
 Hours of Missing Data : 8  
 Hours of Missing Data for All : 121  
 Hours of No Stability Class : 196  
 Total hours of observation : 2208

JOINT WIND FREQUENCY DISTRIBUTION BY STABILITY CLASS

SITE: V. C. SUMMER Nuclear Station UNIT 1

Report Date : 93-02-08  
 Data Period : 92-10- 1 00:00 to 92-12-31 23:00  
 Stability Class: E delta T/ delta z 61->10 m Delta T  
 Wind Sensor Height : 10 meter  
 Hours at Each Wind Direction and Speed

Table 7  
 FOURTH QUARTER 1992

Wind Direction	Wind Speed (miles/hour)						Total	Mean Speed
	0.75- <4	4- <8	8- <13	13- <19	19- 24	>24		
N	2	4	4	0	0	0	10	6.06
NNE	3	2	2	0	0	0	7	6.01
NE	3	6	5	1	0	0	15	7.98
ENE	1	4	4	1	0	0	10	7.53
E	2	16	8	0	0	0	26	7.06
ESE	1	14	8	0	0	0	23	7.56
SE	4	9	10	1	0	0	24	7.43
SSE	3	12	8	0	0	0	23	6.37
S	13	13	5	8	0	0	39	7.35
SSW	14	21	7	7	0	0	49	6.97
SW	12	44	12	1	0	0	69	6.30
WSW	17	43	7	0	0	0	67	5.45
W	12	25	9	0	0	0	45	5.66
WNW	12	16	0	0	0	0	28	4.20
NW	10	7	2	0	0	0	19	4.41
NNW	2	9	2	0	0	0	13	6.42
Total	111	245	92	19	0	0	467	

Hours of Calm : 0  
 Hours of Varying Wind Direction : 0  
 Hours of Missing Data : 1  
 Hours of Missing Data for All : 121  
 Hours of No Stability Class : 196  
 Total hours of observation : 2208

JOINT WIND FREQUENCY DISTRIBUTION BY STABILITY CLASS

SITE: V. C. SUMMER Nuclear Station UNIT 1

Report Date : 93-02-08  
 Data Period : 92-10- 1 00:00 to 92-12-31 23:00  
 Stability Class: F delta T/ delta z 61->10 m Delta T  
 Wind Sensor Height : 10 meter  
 Hours at Each Wind Direction and Speed

Table 7  
 FOURTH QUARTER 1992

Wind Direction	Wind Speed (miles/hour)						Total'	Mean Speed
	0.75- <4	4- <8	8- <13	13- <19	19- 24	>24		
N	1	1	0	0	0	0	2	3.36
NNE	1	1	0	0	0	0	2	4.52
NE	2	1	0	0	0	0	3	3.72
ENE	1	0	0	0	0	0	1	2.39
E	0	2	0	0	0	0	2	5.24
ESE	4	0	0	0	0	0	4	2.84
SE	1	5	0	0	0	0	6	5.32
SSE	6	10	0	0	0	0	16	4.82
S	15	18	0	0	0	0	33	4.22
SSW	8	18	0	0	0	0	26	4.52
SW	17	21	0	0	0	0	38	4.27
WSW	16	8	1	0	0	0	25	3.70
W	19	18	0	0	0	0	37	4.07
WNW	7	10	0	0	0	0	17	4.11
NW	1	8	0	0	0	0	9	4.41
NNW	1	1	0	0	0	0	2	3.85
<b>Total</b>	<b>100</b>	<b>122</b>	<b>1</b>	<b>0</b>	<b>0</b>	<b>0</b>	<b>223</b>	

Hours of Calm : 0  
 Hours of Varying Wind Direction : 0  
 Hours of Missing Data : 0  
 Hours of Missing Data for All : 121  
 Hours of No Stability Class : 196  
 Total hours of observation : 2208

JOINT WIND FREQUENCY DISTRIBUTION BY STABILITY CLASS

SITE: V. C. SUMMER Nuclear Station UNIT 1

Report Date : 93-02-08  
 Data Period : 92-10- 1 00:00 to 92-12-31 23:00  
 Stability Class: G  $\Delta T / \Delta z$  61->10 m  $\Delta T$   
 Wind Sensor Height : 10 meter  
 Hours at Each Wind Direction and Speed

Table 7  
 FOURTH QUARTER 1992

Wind Direction	Wind Speed (miles/hour)						Total'	Mean Speed
	0.75- <4	4- <8	8- <13	13- <19	19- 24	>24		
N	0	0	0	0	0	0	0	0.00
NNE	0	0	0	0	0	0	0	0.00
NE	0	0	0	0	0	0	0	0.00
ENE	0	0	0	0	0	0	0	0.00
E	0	0	0	0	0	0	0	0.00
ESE	3	0	0	0	0	0	3	2.56
SE	0	3	0	0	0	0	3	6.41
SSE	7	10	0	0	0	0	17	4.21
S	9	16	0	0	0	0	25	4.45
SSW	16	3	0	0	0	0	19	3.16
SW	18	10	0	0	0	0	28	3.53
WSW	21	8	0	0	0	0	29	3.27
W	14	8	0	0	0	0	22	3.52
WNW	10	8	0	0	0	0	18	3.88
NW	4	1	0	0	0	0	5	3.51
NNW	0	0	0	0	0	0	0	0.00
Total	102	67	0	0	0	0	169	

Hours of Calm : 0  
 Hours of Varying Wind Direction : 0  
 Hours of Missing Data : 0  
 Hours of Missing Data for All : 121  
 Hours of No Stability Class : 196  
 Total hours of observation : 2208

JOINT WIND FREQUENCY DISTRIBUTION BY STABILITY CLASS

SITE: V. C. SUMMER Nuclear Station UNIT 1

Report Date : 93-02-08  
 Data Period : 92-10- 1 00:00 to 92-12-31 23:00  
 Stability Class:ALL delta T/ delta z 61->10 m Delta T  
 Wind Sensor Height : 10 meter  
 Hours at Each Wind Direction and Speed

Table 7  
 FOURTH QUARTER 1992

Wind Direction	Wind Speed (miles/hour)						Total'	Mean Speed
	0.75- <4	4- <8	8- <13	13- <19	19- 24	>24		
N	15	30	30	9	0	0	84	7.60
NNE	17	49	63	40	11	1	181	10.34
NE	8	57	151	75	1	0	292	10.56
ENE	5	48	98	29	0	0	180	9.75
E	7	44	33	0	0	0	84	7.39
ESE	10	32	13	0	0	0	55	6.40
SE	5	27	18	1	0	0	51	7.34
SSE	19	40	19	0	0	0	78	5.83
S	45	55	17	10	0	0	127	5.91
SSW	44	63	9	7	0	0	123	5.54
SW	66	123	22	1	0	0	212	5.28
WSW	82	107	26	0	0	0	215	5.02
W	59	70	21	1	0	0	151	5.13
WNW	40	54	10	3	0	0	107	4.95
NW	24	41	16	6	0	0	87	6.51
NNW	15	21	19	4	1	0	60	7.57
Total	461	861	565	186	13	1	2087	

Hours of Calm : 0  
 Hours of Varying Wind Direction : 0  
 Hours of Missing Data for All : 121  
 Hours of No Stability Class : 196  
 Total hours of observation : 2208

JOINT WIND FREQUENCY DISTRIBUTION BY STABILITY CLASS

SITE: V. C. SUMMER Nuclear Station UNIT 1

Table 8  
FIRST QUARTER 1992

Report Date : 93-02-08  
 Data Period : 92- 1- 1 00:00 to 92- 3-31 23:00  
 Stability Class: A delta T/ delta z 61->10 m Delta T  
 Wind Sensor Height : 10 meter +++ Batch Release Times Only +++  
 Hours at Each Wind Direction and Speed

Wind Direction	Wind Speed (miles/hour)						Total'	Mean Speed
	0.75- <4	4- <8	8- <13	13- <19	19- 24	>24		
N	0	0	0	0	0	0	0	0.00
NNE	0	0	0	0	0	0	0	0.00
NE	0	0	0	0	0	0	0	0.00
ENE	0	0	0	0	0	0	0	0.00
E	0	0	0	0	0	0	0	0.00
ESE	0	0	0	0	0	0	0	0.00
SE	0	0	0	0	0	0	0	0.00
SSE	0	0	0	0	0	0	0	0.00
S	0	0	0	0	0	0	0	0.00
SSW	0	0	0	0	0	0	0	0.00
SW	0	0	0	0	0	0	0	0.00
WSW	0	0	0	0	0	0	0	0.00
W	0	0	0	0	0	0	0	0.00
WNW	0	0	0	0	0	0	0	0.00
NW	0	0	0	0	0	0	0	0.00
NNW	0	0	0	0	0	0	0	0.00
Total	0	0	0	0	0	0	0	

Hours of Calm : 0  
 Hours of Varying Wind Direction : 0  
 Hours of Missing Data : 0  
 Hours of Missing Data for All : 0  
 Hours of No Stability Class : 0  
 Total hours of observation : 6



JOINT WIND FREQUENCY DISTRIBUTION BY STABILITY CLASS

SITE: V. C. SUMMER Nuclear Station UNIT 1

Table 8  
FIRST QUARTER 1992

Report Date : 93-02-08  
 Data Period : 92- 1- 1 00:00 to 92- 3-31 23:00  
 Stability Class: B delta T/ delta z 61->10 m Delta T  
 Wind Sensor Height : 10 meter +++ Batch Release Times Only +++  
 Hours at Each Wind Direction and Speed

Wind Direction	Wind Speed (miles/hour)						Total'	Mean Speed
	0.75- <4	4- <8	8- <13	13- <19	19- 24	>24		
N	0	0	0	0	0	0	0	0.00
NNE	0	0	0	0	0	0	0	0.00
NE	0	0	0	0	0	0	0	0.00
ENE	0	0	0	0	0	0	0	0.00
E	0	0	0	0	0	0	0	0.00
ESE	0	0	0	0	0	0	0	0.00
SE	0	0	0	0	0	0	0	0.00
SSE	0	0	0	0	0	0	0	0.00
S	0	0	0	0	0	0	0	0.00
SSW	0	0	0	0	0	0	0	0.00
SW	0	0	0	0	0	0	0	0.00
WSW	0	0	0	0	0	0	0	0.00
W	0	0	0	0	0	0	0	0.00
WNW	0	0	0	0	0	0	0	0.00
NW	0	0	0	0	0	0	0	0.00
NNW	0	0	0	0	0	0	0	0.00
Total	0	0	0	0	0	0	0	

Hours of Calm : 0  
 Hours of Varying Wind Direction : 0  
 Hours of Missing Data : 0  
 Hours of Missing Data for All : 0  
 Hours of No Stability Class : 0  
 Total hours of observation : 6

JOINT WIND FREQUENCY DISTRIBUTION BY STABILITY CLASS

SITE: V. C. SUMMER Nuclear Station UNIT 1

Table 8  
FIRST QUARTER 1992

Report Date : 93-02-08  
 Data Period : 92- 1- 1 00:00 to 92- 3-31 23:00  
 Stability Class: C delta T/ delta z = 61->10 m Delta T  
 Wind Sensor Height : 10 meter +++ Batch Release Times Only +++  
 Hours at Each Wind Direction and Speed

Wind Direction	Wind Speed (miles/hour)						Total'	Mean Speed
	0.75- <4	4- <8	8- <13	13- <19	19- 24	>24		
N	0	0	1	0	0	0	1	12.07
NNE	0	0	0	0	0	0	0	0.00
NE	0	0	0	0	0	0	0	0.00
ENE	0	0	0	0	0	0	0	0.00
E	0	0	0	0	0	0	0	0.00
ESE	0	0	0	0	0	0	0	0.00
SE	0	0	0	0	0	0	0	0.00
SSE	0	0	0	0	0	0	0	0.00
S	0	0	0	0	0	0	0	0.00
SSW	0	0	0	0	0	0	0	0.00
SW	0	0	0	0	0	0	0	0.00
WSW	0	0	0	0	0	0	0	0.00
W	0	0	0	0	0	0	0	0.00
WNW	0	0	0	0	0	0	0	0.00
NW	0	0	0	0	0	0	0	0.00
NNW	0	0	0	0	0	0	0	0.00
Total	0	0	1	0	0	0	1	

Hours of Calm : 0  
 Hours of Varying Wind Direction : 0  
 Hours of Missing Data : 0  
 Hours of Missing Data for All : 0  
 Hours of No Stability Class : 0  
 Total hours of observation : 6

JOINT WIND FREQUENCY DISTRIBUTION BY STABILITY CLASS

SITE: V. C. SUMMER Nuclear Station UNIT 1

Table 8  
FIRST QUARTER 1992

Report Date : 93-02-08  
 Data Period : 92- 1- 1 00:00 to 92- 3-31 23:00  
 Stability Class: D delta T/ delta z 61->10 m Delta T  
 Wind Sensor Height : 10 meter +++ Batch Release Times Only +++  
 Hours at Each Wind Direction and Speed

Wind Direction	Wind Speed (miles/hour)						Total'	Mean Speed
	0.75- <4	4- <8	8- <13	13- <19	19- 24	>24		
N	0	0	3	1	0	0	4	12.10
NNE	0	0	1	0	0	0	1	12.89
NE	0	0	0	0	0	0	0	0.00
ENE	0	0	0	0	0	0	0	0.00
E	0	0	0	0	0	0	0	0.00
ESE	0	0	0	0	0	0	0	0.00
SE	0	0	0	0	0	0	0	0.00
SSE	0	0	0	0	0	0	0	0.00
S	0	0	0	0	0	0	0	0.00
SSW	0	0	0	0	0	0	0	0.00
SW	0	0	0	0	0	0	0	0.00
WSW	0	0	0	0	0	0	0	0.00
W	0	0	0	0	0	0	0	0.00
WNW	0	0	0	0	0	0	0	0.00
NW	0	0	0	0	0	0	0	0.00
NNW	0	0	0	0	0	0	0	0.00
Total	0	0	4	1	0	0	5	

Hours of Calm : 0  
 Hours of Varying Wind Direction : 0  
 Hours of Missing Data : 0  
 Hours of Missing Data for All : 0  
 Hours of No Stability Class : 0  
 Total hours of observation : 6

JOINT WIND FREQUENCY DISTRIBUTION BY STABILITY CLASS

SITE: V. C. SUMMER Nuclear Station UNIT 1

Table 8  
FIRST QUARTER 1992

Report Date : 93-02-08  
 Data Period : 92- 1- 1 00:00 to 92- 3-31 23:00  
 Stability Class: E delta T/ delta z 61->10 m Delta T  
 Wind Sensor Height : 10 meter +++ Batch Release Times Only +++  
 Hours at Each Wind Direction and Speed

Wind Direction	Wind Speed (miles/hour)						Total'	Mean Speed
	0.75- <4	4- <8	8- <13	13- <19	19- 24	>24		
N	0	0	0	0	0	0	0	0.00
NNE	0	0	0	0	0	0	0	0.00
NE	0	0	0	0	0	0	0	0.00
ENE	0	0	0	0	0	0	0	0.00
E	0	0	0	0	0	0	0	0.00
ESE	0	0	0	0	0	0	0	0.00
SE	0	0	0	0	0	0	0	0.00
SSE	0	0	0	0	0	0	0	0.00
S	0	0	0	0	0	0	0	0.00
SSW	0	0	0	0	0	0	0	0.00
SW	0	0	0	0	0	0	0	0.00
WSW	0	0	0	0	0	0	0	0.00
W	0	0	0	0	0	0	0	0.00
WNW	0	0	0	0	0	0	0	0.00
NW	0	0	0	0	0	0	0	0.00
NNW	0	0	0	0	0	0	0	0.00
Total	0	0	0	0	0	0	0	

Hours of Calm : 0  
 Hours of Varying Wind Direction : 0  
 Hours of Missing Data : 0  
 Hours of Missing Data for All : 0  
 Hours of No Stability Class : 0  
 Total hours of observation : 6

JOINT WIND FREQUENCY DISTRIBUTION BY STABILITY CLASS

SITE: V. C. SUMMER Nuclear Station UNIT 1

Table 8  
FIRST QUARTER 1992

Report Date : 93-02-08  
 Data Period : 92- 1- 1 00:00 to 92- 3-31 23:00  
 Stability Class: F delta T/ delta z 61->10 m Delta T  
 Wind Sensor Height : 10 meter +++ Batch Release Times Only +++  
 Hours at Each Wind Direction and Speed

Wind Direction	Wind Speed (miles/hour)						Total	Mean Speed
	0.75- <4	4- <8	8- <13	13- <19	19- 24	>24		
N	0	0	0	0	0	0	0	0.00
NNE	0	0	0	0	0	0	0	0.00
NE	0	0	0	0	0	0	0	0.00
ENE	0	0	0	0	0	0	0	0.00
E	0	0	0	0	0	0	0	0.00
ESE	0	0	0	0	0	0	0	0.00
SE	0	0	0	0	0	0	0	0.00
SSE	0	0	0	0	0	0	0	0.00
S	0	0	0	0	0	0	0	0.00
SSW	0	0	0	0	0	0	0	0.00
SW	0	0	0	0	0	0	0	0.00
WSW	0	0	0	0	0	0	0	0.00
W	0	0	0	0	0	0	0	0.00
WNW	0	0	0	0	0	0	0	0.00
NW	0	0	0	0	0	0	0	0.00
NNW	0	0	0	0	0	0	0	0.00
Total	0	0	0	0	0	0	0	

Hours of Calm : 0  
 Hours of Varying Wind Direction : 0  
 Hours of Missing Data : 0  
 Hours of Missing Data for All : 0  
 Hours of No Stability Class : 0  
 Total hours of observation : 6

JOINT WIND FREQUENCY DISTRIBUTION BY STABILITY CLASS

SITE: V. C. SUMMER Nuclear Station UNIT 1

Table 8  
FIRST QUARTER 1992

Report Date : 93-02-08  
 Data Period : 92- 1- 1 00:00 to 92- 3-31 23:00  
 Stability Class: G delta T/ delta z 61->10 m Delta T  
 Wind Sensor Height : 10 meter +++ Batch Release Times Only +++  
 Hours at Each Wind Direction and Speed

Wind Direction	Wind Speed (miles/hour)						Total'	Mean Speed
	0.75- <4	4- <8	8- <13	13- <19	19- 24	>24		
N	0	0	0	0	0	0	0	0.00
NNE	0	0	0	0	0	0	0	0.00
NE	0	0	0	0	0	0	0	0.00
ENE	0	0	0	0	0	0	0	0.00
E	0	0	0	0	0	0	0	0.00
ESE	0	0	0	0	0	0	0	0.00
SE	0	0	0	0	0	0	0	0.00
SSE	0	0	0	0	0	0	0	0.00
S	0	0	0	0	0	0	0	0.00
SSW	0	0	0	0	0	0	0	0.00
SW	0	0	0	0	0	0	0	0.00
WSW	0	0	0	0	0	0	0	0.00
W	0	0	0	0	0	0	0	0.00
WNW	0	0	0	0	0	0	0	0.00
NW	0	0	0	0	0	0	0	0.00
NNW	0	0	0	0	0	0	0	0.00
Total	0	0	0	0	0	0	0	

Hours of Calm : 0  
 Hours of Varying Wind Direction : 0  
 Hours of Missing Data : 0  
 Hours of Missing Data for All : 0  
 Hours of No Stability Class : 0  
 Total hours of observation : 6

JOINT WIND FREQUENCY DISTRIBUTION BY STABILITY CLASS

SITE: V. C. SUMMER Nuclear Station UNIT 1

Table 8  
FIRST QUARTER 1992

Report Date : 93-02-08

Data Period : 92- 1- 1 00:00 to 92- 3-31 23:00

Stability Class:ALL delta T/ delta z 61->10 m Delta T

Wind Sensor Height : 10 meter +++ Batch Release Times Only +++

Hours at Each Wind Direction and Speed

Wind Direction	Wind Speed (miles/hour)						Total'	Mean Speed
	0.75- <4	4- <8	8- <13	13- <19	19- 24	>24		
N	0	0	4	1	0	0	5	12.10
NNE	0	0	1	0	0	0	1	12.89
NE	0	0	0	0	0	0	0	0.00
ENE	0	0	0	0	0	0	0	0.00
E	0	0	0	0	0	0	0	0.00
ESE	0	0	0	0	0	0	0	0.00
SE	0	0	0	0	0	0	0	0.00
SSE	0	0	0	0	0	0	0	0.00
S	0	0	0	0	0	0	0	0.00
SSW	0	0	0	0	0	0	0	0.00
SW	0	0	0	0	0	0	0	0.00
WSW	0	0	0	0	0	0	0	0.00
W	0	0	0	0	0	0	0	0.00
WNW	0	0	0	0	0	0	0	0.00
NW	0	0	0	0	0	0	0	0.00
NNW	0	0	0	0	0	0	0	0.00
Total	0	0	5	1	0	0	6	

Hours of Calm : 0  
 Hours of Varying Wind Direction : 0  
 Hours of Missing Data for All : 0  
 Hours of No Stability Class : 0  
 Total hours of observation : 6

JOINT WIND FREQUENCY DISTRIBUTION BY STABILITY CLASS

SITE: V. C. SUMMER Nuclear Station UNIT 1

Table 8  
SECOND QUARTER 1992

Report Date : 93-02-08  
 Data Period : 92- 4- 1 00:00 to 92- 6-30 23:00  
 Stability Class: A delta T/ delta z 61->10 m Delta T  
 Wind Sensor Height : 10 meter +++ Batch Release Times Only +++  
 Hours at Each Wind Direction and Speed

Wind Direction	Wind Speed (miles/hour)						Total'	Mean Speed
	0.75- <4	4- <8	8- <13	13- <19	19- 24	>24		
N	0	0	0	0	0	0	0	0.00
NNE	0	0	0	0	0	0	0	0.00
NE	0	1	0	0	0	0	1	4.68
ENE	0	0	0	0	0	0	0	0.00
E	0	0	0	0	0	0	0	0.00
ESE	0	0	0	0	0	0	0	0.00
SSE	0	0	0	0	0	0	0	0.00
S	0	0	0	0	0	0	0	0.00
SSW	0	0	0	0	0	0	0	0.00
SW	0	0	0	0	0	0	0	0.00
WSW	0	0	1	0	0	0	1	8.99
W	0	0	0	0	0	0	0	0.00
WNW	0	0	0	0	0	0	0	0.00
NW	0	0	0	0	0	0	0	0.00
NNW	0	0	0	0	0	0	0	0.00
Total	0	1	1	0	0	0	2	

Hours of Calm : 0  
 Hours of Varying Wind Direction : 0  
 Hours of Missing Data : 0  
 Hours of Missing Data for All : 0  
 Hours of No Stability Class : 0  
 Total hours of observation : 14



JOINT WIND FREQUENCY DISTRIBUTION BY STABILITY CLASS

SITE: V. C. SUMMER Nuclear Station UNIT 1

Table 8  
SECOND QUARTER 1992

Report Date : 93-02-08

Data Period : 92- 4- 1 00:00 to 92- 6-30 23:00

Stability Class: B  $\Delta T / \Delta z$  61-10 m  $\Delta T$

Wind Sensor Height : 10 meter +++ Batch Release Times Only +++

Hours at Each Wind Direction and Speed

Wind Direction	Wind Speed (miles/hour)						Total'	Mean Speed
	0.75- <4	4- <8	8- <13	13- <19	19- 24	>24		
N	0	0	0	0	0	0	0	0.00
NNE	0	0	0	0	0	0	0	0.00
NE	0	0	0	0	0	0	0	0.00
ENE	0	0	0	0	0	0	0	0.00
E	0	0	0	0	0	0	0	0.00
ESE	0	0	0	0	0	0	0	0.00
SE	0	0	0	0	0	0	0	0.00
SSE	0	0	0	0	0	0	0	0.00
S	0	0	0	0	0	0	0	0.00
SSW	0	0	0	0	0	0	0	0.00
SW	0	0	0	0	0	0	0	0.00
WSW	0	0	0	0	0	0	0	0.00
W	0	0	1	0	0	0	1	9.47
WNW	0	1	0	0	0	0	1	5.86
NW	0	1	0	0	0	0	1	6.06
NNW	0	0	0	0	0	0	0	0.00
Total	0	2	1	0	0	0	3	

Hours of Calm : 0  
 Hours of Varying Wind Direction : 0  
 Hours of Missing Data : 0  
 Hours of Missing Data for All : 0  
 Hours of No Stability Class : 0  
 Total hours of observation : 14

JOINT WIND FREQUENCY DISTRIBUTION BY STABILITY CLASS

SITE: V. C. SUMMER Nuclear Station UNIT 1

Table 8  
SECOND QUARTER 1992

Report Date : 93-02-08  
 Data Period : 92- 4- 1 00:00 to 92- 6-30 23:00  
 Stability Class: C delta T/ delta z 61->10 m Delta T  
 Wind Sensor Height : 10 meter +++ Batch Release Times Only +++  
 Hours at Each Wind Direction and Speed

Wind Direction	Wind Speed (miles/hour)						Total'	Mean Speed
	0.75- <4	4- <8	8- <13	13- <19	19- 24	>24		
N	0	0	0	0	0	0	0	0.00
NNE	0	0	0	0	0	0	0	0.00
NE	0	0	0	0	0	0	0	0.00
ENE	0	0	0	0	0	0	0	0.00
E	0	0	0	0	0	0	0	0.00
ESE	0	0	0	0	0	0	0	0.00
SE	0	0	0	0	0	0	0	0.00
SSE	0	0	0	0	0	0	0	0.00
S	0	0	0	0	0	0	0	0.00
SSW	0	0	0	0	0	0	0	0.00
SW	0	0	0	0	0	0	0	0.00
WSW	0	0	0	0	0	0	0	0.00
W	0	0	0	0	0	0	0	0.00
WNW	0	0	1	0	0	0	1	10.38
NW	1	0	0	0	0	0	1	3.94
NNW	0	0	0	0	0	0	0	0.00
Total	1	0	1	0	0	0	2	

Hours of Calm : 0  
 Hours of Varying Wind Direction : 0  
 Hours of Missing Data : 0  
 Hours of Missing Data for All : 0  
 Hours of No Stability Class : 0  
 Total hours of observation : 14

JOINT WIND FREQUENCY DISTRIBUTION BY STABILITY CLASS

SITE: V. C. SUMMER Nuclear Station UNIT 1

Table 8  
SECOND QUARTER 1992

Report Date : 93-02-08

Data Period : 92- 4- 1 00:00 to 92- 6-30 23:00

Stability Class: D delta T/ delta z 61->10 m Delta T

Wind Sensor Height : 10 meter +++ Batch Release Times Only +++

Hours at Each Wind Direction and Speed

Wind Direction	Wind Speed (miles/hour)						Total	Mean Speed
	0.75- <4	4- <8	8- <13	13- <19	19- 24	>24		
N	0	0	1	0	0	0	1	8.50
NNE	0	1	0	0	0	0	1	6.35
NE	0	0	0	0	0	0	0	0.00
ENE	0	0	0	0	0	0	0	0.00
E	0	0	0	0	0	0	0	0.00
ESE	0	0	0	0	0	0	0	0.00
SE	0	0	0	0	0	0	0	0.00
SSE	0	0	0	0	0	0	0	0.00
S	0	0	0	0	0	0	0	0.00
SSW	0	0	0	0	0	0	0	0.00
SW	0	0	0	0	0	0	0	0.00
WSW	0	0	0	0	0	0	0	0.00
W	0	0	1	0	0	0	1	11.04
WNW	0	1	0	0	0	0	1	4.62
NW	0	0	1	0	0	0	1	12.46
NNW	0	2	0	0	0	0	2	7.25
Total	0	4	3	0	0	0	7	

Hours of Calm : 0  
 Hours of Varying Wind Direction : 0  
 Hours of Missing Data : 0  
 Hours of Missing Data for All : 0  
 Hours of No Stability Class : 0  
 Total hours of observation : 14

JOINT WIND FREQUENCY DISTRIBUTION BY STABILITY CLASS

SITE: V. C. SUMMER Nuclear Station UNIT 1

Table 8  
SECOND QUARTER 1992

Report Date : 93-02-08

Data Period : 92- 4- 1 00:00 to 92- 6-30 23:00

Stability Class: E delta T/ delta z 61->10 m Delta T

Wind Sensor Height : 10 meter +++ Batch Release Times Only +++

Hours at Each Wind Direction and Speed

Wind Direction	Wind Speed (miles/hour)						Total'	Mean Speed
	0.75- <4	4- <8	8- <13	13- <19	19- 24	>24		
N	0	0	0	0	0	0	0	0.00
NNE	0	0	0	0	0	0	0	0.00
NE	0	0	0	0	0	0	0	0.00
ENE	0	0	0	0	0	0	0	0.00
E	0	0	0	0	0	0	0	0.00
ESE	0	0	0	0	0	0	0	0.00
SE	0	0	0	0	0	0	0	0.00
SSE	0	0	0	0	0	0	0	0.00
S	0	0	0	0	0	0	0	0.00
SSW	0	0	0	0	0	0	0	0.00
SW	0	0	0	0	0	0	0	0.00
WSW	0	0	0	0	0	0	0	0.00
W	0	0	0	0	0	0	0	0.00
WNW	0	0	0	0	0	0	0	0.00
NW	0	0	0	0	0	0	0	0.00
NNW	0	0	0	0	0	0	0	0.00
Total	0	0	0	0	0	0	0	

Hours of Calm : 0  
 Hours of Varying Wind Direction : 0  
 Hours of Missing Data : 0  
 Hours of Missing Data for All : 0  
 Hours of No Stability Class : 0  
 Total hours of observation : 14

JOINT WIND FREQUENCY DISTRIBUTION BY STABILITY CLASS

SITE: V. C. SUMMER Nuclear Station UNIT 1

Table 8  
SECOND QUARTER 1992

Report Date : 93-02-08  
 Data Period : 92- 4- 1 00:00 to 92- 6-30 23:00  
 Stability Class: F delta T/ delta z 61->10 m Delta T  
 Wind Sensor Height : 10 meter +++ Batch Release Times Only +++  
 Hours at Each Wind Direction and Speed

Wind Direction	Wind Speed (miles/hour)						Total'	Mean Speed
	0.75- <4	4- <8	8- <13	13- <19	19- 24	>24		
N	0	0	0	0	0	0	0	0.00
NNE	0	0	0	0	0	0	0	0.00
NE	0	0	0	0	0	0	0	0.00
ENE	0	0	0	0	0	0	0	0.00
E	0	0	0	0	0	0	0	0.00
ESE	0	0	0	0	0	0	0	0.00
SE	0	0	0	0	0	0	0	0.00
SSE	0	0	0	0	0	0	0	0.00
S	0	0	0	0	0	0	0	0.00
SSW	0	0	0	0	0	0	0	0.00
SW	0	0	0	0	0	0	0	0.00
WSW	0	0	0	0	0	0	0	0.00
W	0	0	0	0	0	0	0	0.00
WNW	0	0	0	0	0	0	0	0.00
NW	0	0	0	0	0	0	0	0.00
NNW	0	0	0	0	0	0	0	0.00
Total	0	0	0	0	0	0	0	

Hours of Calm : 0  
 Hours of Varying Wind Direction : 0  
 Hours of Missing Data : 0  
 Hours of Missing Data for All : 0  
 Hours of No Stability Class : 0  
 Total hours of observation : 14

JOINT WIND FREQUENCY DISTRIBUTION BY STABILITY CLASS

SITE: V. C. SUMMER Nuclear Station UNIT 1

Table 8  
SECOND QUARTER 1992

Report Date : 93-02-08  
 Data Period : 92- 4- 1 00:00 to 92- 6-30 23:00  
 Stability Class: G delta T/ delta z 61->10 m Delta T  
 Wind Sensor Height : 10 meter +++ Batch Release Times On'y +++  
 Hours at Each Wind Direction and Speed

Wind Direction	Wind Speed (miles/hour)						Total	Mean Speed
	0.75- <4	4- <8	8- <13	13- <19	19- 24	>24		
N	0	0	0	0	0	0	0	0.00
NNE	0	0	0	0	0	0	0	0.00
NE	0	0	0	0	0	0	0	0.00
ENE	0	0	0	0	0	0	0	0.00
E	0	0	0	0	0	0	0	0.00
ESE	0	0	0	0	0	0	0	0.00
SE	0	0	0	0	0	0	0	0.00
SSE	0	0	0	0	0	0	0	0.00
S	0	0	0	0	0	0	0	0.00
SSW	0	0	0	0	0	0	0	0.00
SW	0	0	0	0	0	0	0	0.00
WSW	0	0	0	0	0	0	0	0.00
W	0	0	0	0	0	0	0	0.00
WNW	0	0	0	0	0	0	0	0.00
NW	0	0	0	0	0	0	0	0.00
NNW	0	0	0	0	0	0	0	0.00
Total	0	0	0	0	0	0	0	

Hours of Calm : 0  
 Hours of Varying Wind Direction : 0  
 Hours of Missing Data : 0  
 Hours of Missing Data for All : 0  
 Hours of No Stability Class : 0  
 Total hours of observation : 14

JOINT WIND FREQUENCY DISTRIBUTION BY STABILITY CLASS

SITE: V. C. SUMMER Nuclear Station UNIT 1

Table 8  
SECOND QUARTER 1992

Report Date : 93-02-08  
 Data Period : 92- 4- 1 00:00 to 92- 6-30 23:00  
 Stability Class:ALL delta T/ delta z 61->10 m Delta T  
 Wind Sensor Height : 10 meter +++ Batch Release Times Only +++  
 Hours at Each Wind Direction and Speed

Wind Direction	Wind Speed (miles/hour)						Total'	Mean Speed
	0.75- <4	4- <8	8- <13	13- <19	19- 24	>24		
N	0	0	1	0	0	0	1	8.50
NNE	0	1	0	0	0	0	1	6.35
NE	0	1	0	0	0	0	1	4.68
ENE	0	0	0	0	0	0	0	0.00
E	0	0	0	0	0	0	0	0.00
ESE	0	0	0	0	0	0	0	0.00
SE	0	0	0	0	0	0	0	0.00
SSE	0	0	0	0	0	0	0	0.00
S	0	0	0	0	0	0	0	0.00
SSW	0	0	0	0	0	0	0	0.00
SW	0	0	0	0	0	0	0	0.00
WSW	0	0	1	0	0	0	1	8.99
W	0	0	2	0	0	0	2	10.25
WNW	0	2	1	0	0	0	3	6.96
NW	1	1	1	0	0	0	3	7.49
NNW	0	2	0	0	0	0	2	7.25
Total	1	7	6	0	0	0	14	

Hours of Calm : 0  
 Hours of Varying Wind Direction : 0  
 Hours of Missing Data for All : 0  
 Hours of No Stability Class : 0  
 Total hours of observation : 14

JOINT WIND FREQUENCY DISTRIBUTION BY STABILITY CLASS

SITE: V. C. SUMMER Nuclear Station UNIT 1

Report Date : 93-02-08

Data Period : 92- 7- 1 00:00 to 92- 9-30 23:00

Stability Class: A delta T/ delta z 61->10 m Delta T

Wind Sensor Height : 10 meter +++ Batch Release Times Only +++

Hours at Each Wind Direction and Speed

Table 8  
THIRD QUARTER 1992

Wind Direction	Wind Speed (miles/hour)						Total'	Mean Speed
	0.75- <4	4- <8	8- <13	13- <19	19- 24	>24		
N	0	0	0	0	0	0	0	0.00
NNE	0	0	0	0	0	0	0	0.00
NE	0	0	0	0	0	0	0	0.00
ENE	0	0	0	0	0	0	0	0.00
E	0	0	0	0	0	0	0	0.00
ESE	0	0	0	0	0	0	0	0.00
SE	0	0	0	0	0	0	0	0.00
SSE	0	0	0	0	0	0	0	0.00
S	0	0	0	0	0	0	0	0.00
SSW	0	0	0	0	0	0	0	0.00
SW	0	0	0	0	0	0	0	0.00
WSW	0	0	0	0	0	0	0	0.00
W	0	0	0	0	0	0	0	0.00
WNW	0	0	0	0	0	0	0	0.00
NW	0	0	0	0	0	0	0	0.00
NNW	0	0	0	0	0	0	0	0.00
Total	0	0	0	0	0	0	0	

Hours of Calm : 0  
 Hours of Varying Wind Direction : 0  
 Hours of Missing Data : 0  
 Hours of Missing Data for All : 0  
 Hours of No Stability Class : 0  
 Total hours of observation : 15



JOINT WIND FREQUENCY DISTRIBUTION BY STABILITY CLASS

SITE: V. C. SUMMER Nuclear Station UNIT 1

Report Date : 93-02-08

Data Period : 92- 7- 1 00:00 to 92- 9-30 23:00

Stability Class: B delta T/ delta z 61->10 m Delta T

Wind Sensor Height : 10 meter +++ Batch Release Times Only +++

Hours at Each Wind Direction and Speed

Table 8  
THIRD QUARTER 1992

Wind Direction	Wind Speed (miles/hour)						Total'	Mean Speed
	0.75- <4	4- <8	8- <13	13- <19	19- 24	>24		
N	0	0	0	0	0	0	0	0.00
NNE	0	0	0	0	0	0	0	0.00
NE	0	0	0	0	0	0	0	0.00
ENE	0	0	0	0	0	0	0	0.00
E	0	0	0	0	0	0	0	0.00
ESE	0	0	0	0	0	0	0	0.00
SE	0	0	0	0	0	0	0	0.00
SSE	0	0	0	0	0	0	0	0.00
S	0	0	0	0	0	0	0	0.00
SSW	0	0	0	0	0	0	0	0.00
SW	0	0	0	0	0	0	0	0.00
WSW	0	0	0	0	0	0	0	0.00
W	0	0	0	0	0	0	0	0.00
WNW	0	0	0	0	0	0	0	0.00
NW	0	0	0	0	0	0	0	0.00
NNW	0	0	0	0	0	0	0	0.00
Total	0	0	0	0	0	0	0	

Hours of Calm : 0  
 Hours of Varying Wind Direction : 0  
 Hours of Missing Data : 0  
 Hours of Missing Data for All : 0  
 Hours of No Stability Class : 0  
 Total hours of observation : 15

JOINT WIND FREQUENCY DISTRIBUTION BY STABILITY CLASS

SITE: V. C. SUMMER Nuclear Station UNIT 1

Report Date : 93-02-08

Data Period : 92- 7- 1 00:00 to 92- 9-30 23:00

Stability Class: C delta T/ delta z 61->10 m Delta T

Wind Sensor Height : 10 meter +++ Batch Release Times Only +++

Hours at Each Wind Direction and Speed

Table 8  
THIRD QUARTER 1992

Wind Direction	Wind Speed (miles/hour)						Total'	Mean Speed
	0.75- <4	4- <8	8- <13	13- <19	19- 24	>24		
N	0	0	0	0	0	0	0	0.00
NNE	0	0	0	0	0	0	0	0.00
NE	0	0	0	0	0	0	0	0.00
ENE	0	0	0	0	0	0	0	0.00
E	0	0	0	0	0	0	0	0.00
ESE	0	0	0	0	0	0	0	0.00
SE	0	0	0	0	0	0	0	0.00
SSE	0	0	0	0	0	0	0	0.00
S	0	0	0	0	0	0	0	0.00
SSW	0	0	0	0	0	0	0	0.00
SW	0	0	0	0	0	0	0	0.00
WSW	0	0	0	0	0	0	0	0.00
W	0	0	0	0	0	0	0	0.00
WNW	0	0	0	0	0	0	0	0.00
NW	0	0	0	0	0	0	0	0.00
NNW	0	0	0	0	0	0	0	0.00
Total	0	0	0	0	0	0	0	

Hours of Calm : 0  
 Hours of Varying Wind Direction : 0  
 Hours of Missing Data : 0  
 Hours of Missing Data for All : 0  
 Hours of No Stability Class : 0  
 Total hours of observation : 15

JOINT WIND FREQUENCY DISTRIBUTION BY STABILITY CLASS

SITE: V. C. SUMMER Nuclear Station UNIT 1

Report Date : 93-02-08

Data Period : 92- 7- 1 00:00 to 92- 9-30 23:00

Stability Class: D delta T/ delta z 61->10 m Delta T

Wind Sensor Height : 10 meter

+++ Batch Release Times Only +++

Hours at Each Wind Direction and Speed

Table 8  
THIRD QUARTER 1992

Wind Direction	Wind Speed (miles/hour)						Total'	Mean Speed
	0.75- <4	4- <8	8- <12	13- <19	19- 24	>24		
N	0	0	0	0	0	0	0	0.00
NNE	0	0	0	0	0	0	0	0.00
NE	0	0	0	0	0	0	0	0.00
ENE	0	0	0	0	0	0	0	0.00
E	0	0	0	0	0	0	0	0.00
ESE	0	0	0	0	0	0	0	0.00
SE	0	0	0	0	0	0	0	0.00
SSE	0	0	0	0	0	0	0	0.00
S	0	0	0	0	0	0	0	0.00
SSW	0	0	0	0	0	0	0	0.00
SW	0	0	1	0	0	0	1	9.75
WSW	0	0	3	0	0	0	3	8.80
W	0	1	0	0	0	0	1	6.70
WNW	0	0	0	0	0	0	0	0.00
NW	0	0	0	0	0	0	0	0.00
NNW	0	0	0	0	0	0	0	0.00
Total	0	1	4	0	0	0	5	

Hours of Calm : 0  
 Hours of Varying Wind Direction : 0  
 Hours of Missing Data : 0  
 Hours of Missing Data for All : 0  
 Hours of No Stability Class : 0  
 Total hours of observation : 15

JOINT WIND FREQUENCY DISTRIBUTION BY STABILITY CLASS

SITE: V. C. SUMMER Nuclear Station UNIT 1

Report Date : 93-02-08

Data Period : 92- 7- 1 00:00 to 92- 9-30 23:00

Stability Class: E delta T/ delta z 61->10 m Delta T

Wind Sensor Height : 10 meter

+++ Batch Release Times Only +++

Hours at Each Wind Direction and Speed

Table 8  
THIRD QUARTER 1992

Wind Direction	Wind Speed (miles/hour)						Total'	Mean Speed
	0.75- <4	4- <8	8- <13	13- <19	19- 24	>24		
N	0	0	0	0	0	0	0	0.00
NNE	0	0	0	0	0	0	0	0.00
NE	0	0	0	0	0	0	0	0.00
ENE	0	0	0	0	0	0	0	0.00
E	0	0	0	0	0	0	0	0.00
ESE	0	0	0	0	0	0	0	0.00
SE	0	0	0	0	0	0	0	0.00
SSE	0	0	0	0	0	0	0	0.00
S	0	0	0	0	0	0	0	0.00
SSW	0	0	0	0	0	0	0	0.00
SW	1	2	2	0	0	0	5	7.21
WSW	1	1	1	0	0	0	3	5.47
W	0	2	0	0	0	0	2	6.34
WNW	0	0	0	0	0	0	0	0.00
NW	0	0	0	0	0	0	0	0.00
NNW	0	0	0	0	0	0	0	0.00
Total	2	5	3	0	0	0	10	

Hours of Calm : 0  
 Hours of Varying Wind Direction : 0  
 Hours of Missing Data : 0  
 Hours of Missing Data for All : 0  
 Hours of No Stability Class : 0  
 Total hours of observation : 15

JOINT WIND FREQUENCY DISTRIBUTION BY STABILITY CLASS

SITE: V. C. SUMMER Nuclear Station UNIT 1

Report Date : 93-02-08

Data Period : 92- 7- 1 00:00 to 92- 9-30 23:00

Stability Class: F delta T/ delta z 61->10 m Delta T

Wind Sensor Height : 10 meter

+++ Batch Release Times Only +++

Hours at Each Wind Direction and Speed

Table 8  
THIRD QUARTER 1992

Wind Direction	Wind Speed (miles/hour)						Total'	Mean Speed
	0.75- <4	4- <8	8- <13	13- <19	19- 24	>24		
N	0	0	0	0	0	0	0	0.00
NNE	0	0	0	0	0	0	0	0.00
NE	0	0	0	0	0	0	0	0.00
ENE	0	0	0	0	0	0	0	0.00
E	0	0	0	0	0	0	0	0.00
ESE	0	0	0	0	0	0	0	0.00
SE	0	0	0	0	0	0	0	0.00
SSE	0	0	0	0	0	0	0	0.00
S	0	0	0	0	0	0	0	0.00
SSW	0	0	0	0	0	0	0	0.00
SW	0	0	0	0	0	0	0	0.00
WSW	0	0	0	0	0	0	0	0.00
W	0	0	0	0	0	0	0	0.00
WNW	0	0	0	0	0	0	0	0.00
NW	0	0	0	0	0	0	0	0.00
NNW	0	0	0	0	0	0	0	0.00
Total	0	0	0	0	0	0	0	

Hours of Calm : 0  
 Hours of Varying Wind Direction : 0  
 Hours of Missing Data : 0  
 Hours of Missing Data for All : 0  
 Hours of No Stability Class : 0  
 Total hours of observation : 15

JOINT WIND FREQUENCY DISTRIBUTION BY STABILITY CLASS

SITE: V. C. SUMMER Nuclear Station UNIT 1

Report Date : 93-02-08

Data Period : 92- 7- 1 00:00 to 92- 9-30 23:00

Stability Class: G delta T/ delta z 61->10 m Delta T

Wind Sensor Height : 10 meter +++ Batch Release Times Only +++

Hours at Each Wind Direction and Speed

Table 8  
THIRD QUARTER 1992

Wind Direction	Wind Speed (miles/hour)						Total'	Mean Speed
	0.75- <4	4- <8	8- <13	13- <19	19- 24	>24		
N	0	0	0	0	0	0	0	0.00
NNE	0	0	0	0	0	0	0	0.00
NE	0	0	0	0	0	0	0	0.00
ENE	0	0	0	0	0	0	0	0.00
E	0	0	0	0	0	0	0	0.00
ESE	0	0	0	0	0	0	0	0.00
SE	0	0	0	0	0	0	0	0.00
SSE	0	0	0	0	0	0	0	0.00
S	0	0	0	0	0	0	0	0.00
SSW	0	0	0	0	0	0	0	0.00
SW	0	0	0	0	0	0	0	0.00
WSW	0	0	0	0	0	0	0	0.00
W	0	0	0	0	0	0	0	0.00
WNW	0	0	0	0	0	0	0	0.00
NW	0	0	0	0	0	0	0	0.00
NNW	0	0	0	0	0	0	0	0.00
Total	0	0	0	0	0	0	0	

Hours of Calm : 0  
 Hours of Varying Wind Direction : 0  
 Hours of Missing Data : 0  
 Hours of Missing Data for All : 0  
 Hours of No Stability Class : 0  
 Total hours of observation : 15

JOINT WIND FREQUENCY DISTRIBUTION BY STABILITY CLASS

SITE: V. C. SUMMER Nuclear Station UNIT 1

Report Date : 93-02-08

Data Period : 92- 7- 1 00:00 to 92- 9-30 23:00

Stability Class:ALL delta T/ delta z 61->10 m Delta T

Wind Sensor Height : 10 meter +++ Batch Release Times Only +++

Hours at Each Wind Direction and Speed

Table 8  
THIRD QUARTER 1992

Wind Direction	Wind Speed (miles/hour)						Total	Mean Speed
	0.75- <4	4- <8	8- <13	13- <19	19- 24	>24		
N	0	0	0	0	0	0	0	0.00
NNE	0	0	0	0	0	0	0	0.00
NE	0	0	0	0	0	0	0	0.00
ENE	0	0	0	0	0	0	0	0.00
E	0	0	0	0	0	0	0	0.00
ESE	0	0	0	0	0	0	0	0.00
SE	0	0	0	0	0	0	0	0.00
SSE	0	0	0	0	0	0	0	0.00
S	0	0	0	0	0	0	0	0.00
SSW	0	0	0	0	0	0	0	0.00
SW	1	2	3	0	0	0	6	7.63
WSW	1	1	4	0	0	0	6	7.14
W	0	3	0	0	0	0	3	6.46
WNW	0	0	0	0	0	0	0	0.00
NW	0	0	0	0	0	0	0	0.00
NNW	0	0	0	0	0	0	0	0.00
Total	2	6	7	0	0	0	15	

Hours of Calm : 0  
 Hours of Varying Wind Direction : 0  
 Hours of Missing Data for All : 0  
 Hours of No Stability Class : 0  
 Total hours of observation : 15

There were no batch releases  
during the fourth quarter 1992.