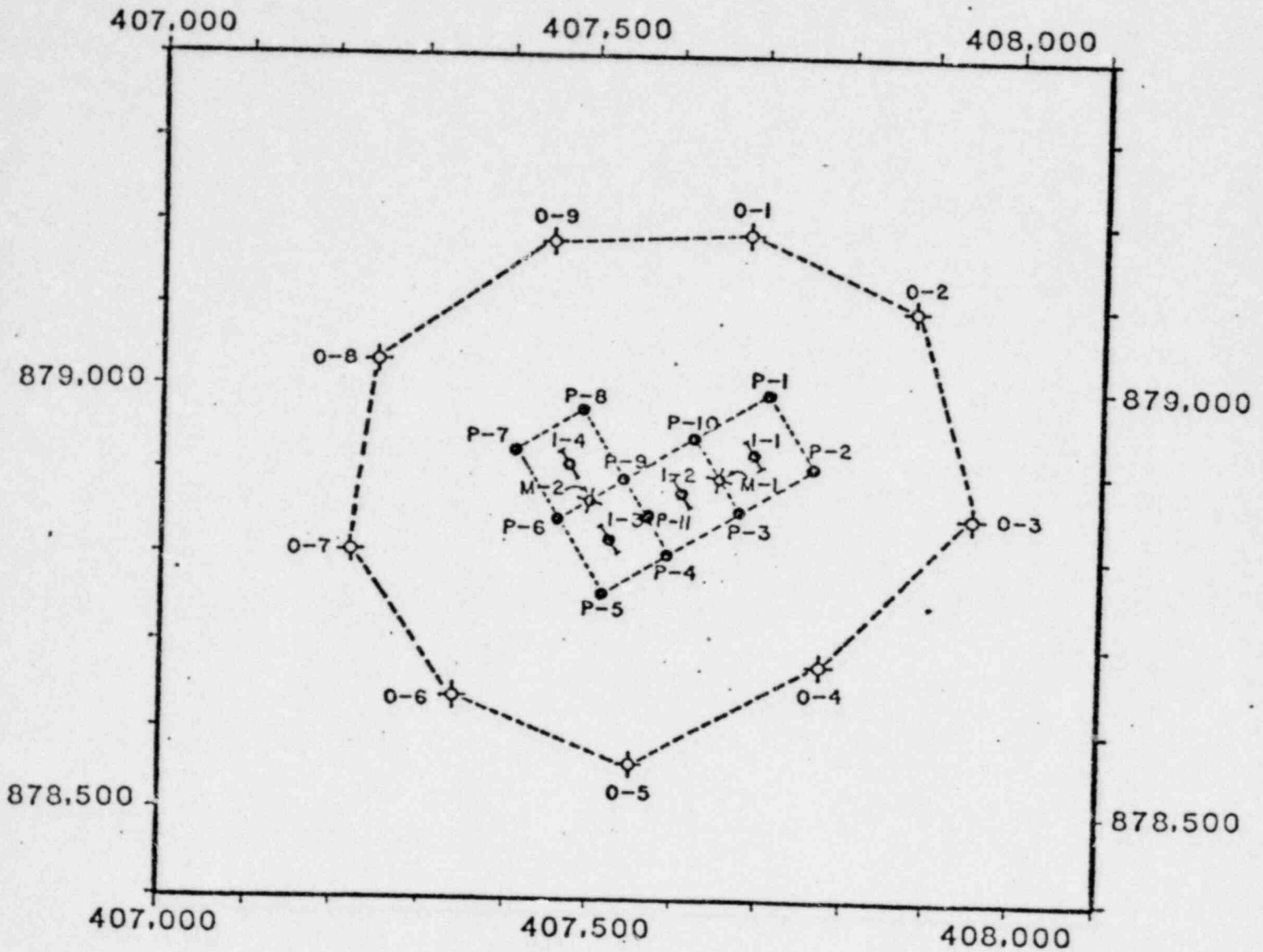


# SOLUTION MINE WELL PATTERN HIGHLAND R&D PROGRAM CONVERSE COUNTY, WYOMING



## LEGEND

- PRODUCTION WELL
- ⊙ INJECTION WELL
- ⊕ OBSERVATION WELL
- ⊗ MONITOR WELL

8106040 247

EXXON MINERALS COMPANY  
HIGHLAND URANIUM OPERATIONS  
SOLUTION MINE

Analyses of Samples from Wells E-0-6, E-0-7, E-0-8 and E-0-9

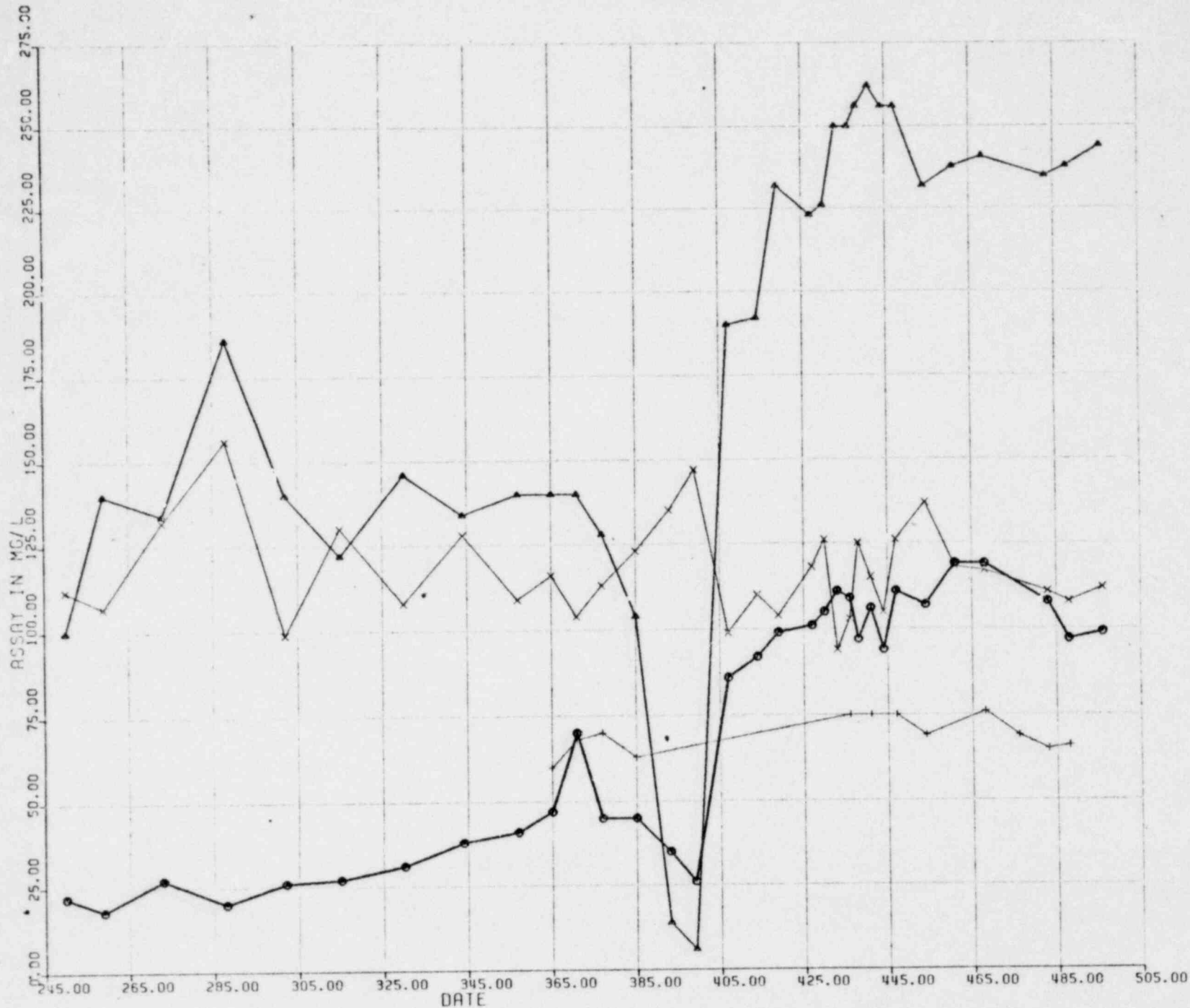
Date Sampled	EXCURSION INDICATORS											
	Analyses, mg/l											
	Chloride				Bicarbonate				Sulfate			
	E-0-6	E-0-7	E-0-8	E-0-9	E-0-6	E-0-7	E-0-8	E-0-9	E-0-6	E-0-7	E-0-8	E-0-9
UCL	28	90	20	128	227	240	252	238	177	112	94	106
4/06/81	10	119	25	9	180	238	204	153	186	118	100	111
4/13/81	13	119	30	14	183	241	214	165	172	117	98	107
4/21/81	12	114	22	10	201	195	183	153	170	111	96	120
4/28/81	10	108	30	12	183	235	214	165	171	111	103	105
5/03/81	11	97	19	11	183	238	214	165	155	108	94	100
5/11/81	11	99	21	13	186	244	211	165	156	112	102	106

Date Sampled	Analyses, mg/l							
	Carbonate				Uranium			
	E-0-6	E-0-7	E-0-8	E-0-9	E-0-6	E-0-7	E-0-8	E-0-9
UCL	44	44	44	68	5	5	5	5
4/06/81	<1	<1	<1	<1	<1	<1	<1	<1
4/13/81	<1	<1	<1	<1	<1	<1	<1	<1
4/21/81	<1	<1	<1	<1	<1	<1	<1	<1
4/28/81	<1	<1	<1	<1	<1	<1	<1	<1
5/03/81	<1	<1	<1	<1	<1	<1	<1	<1
5/11/81	<1	<1	<1	<1	<1	<1	<1	<1

Date Sampled	SUPPLEMENTARY INDICATORS															
	Analyses, mg/l															
	Sodium				Arsenic				Selenium				pH			
E-0-6	E-0-7	E-0-8	E-0-9	E-0-6	E-0-7	E-0-8	E-0-9	E-0-6	E-0-7	E-0-8	E-0-9	E-0-6	E-0-7	E-0-8	E-0-9	
4/06/81	57	74	52	52	0.002	0.003	<.002	.002	.002	.002	.005	.003	7.6	7.5	7.5	6.8
4/13/81	60	76	53	55	0.002	0.003	.002	.002	.002	.002	.005	.004	7.7	7.4	7.9	6.6
4/21/81	54	69	48	48	0.002	0.003	<.002	.002	<.002	<.002	.003	.003	7.4	7.5	7.4	6.8
4/28/81	54	65	47	48	0.002	0.004	<.002	.002	<.002	<.002	.004	.004	7.7	7.4	7.3	6.7
5/03/81	53	66	47	48	0.002	0.004	<.002	.002	<.002	<.002	.004	.004	7.3	7.2	7.3	6.8
5/11/81	*	*	*	*	*	*	*	*	*	*	*	*	7.3	7.2	7.3	6.8

\*At the time of this report these analyses were not available

SOLUTION MINE  
WELL E07 1960-61  
SAMPLE ANALYSES



LEGEND:

- CHLORIDE IN MG/L
- ▲ BICARBONATE IN MG/L
- ◆ SODIUM IN MG/L
- × SULFATE IN MG/L

POOR ORIGINAL

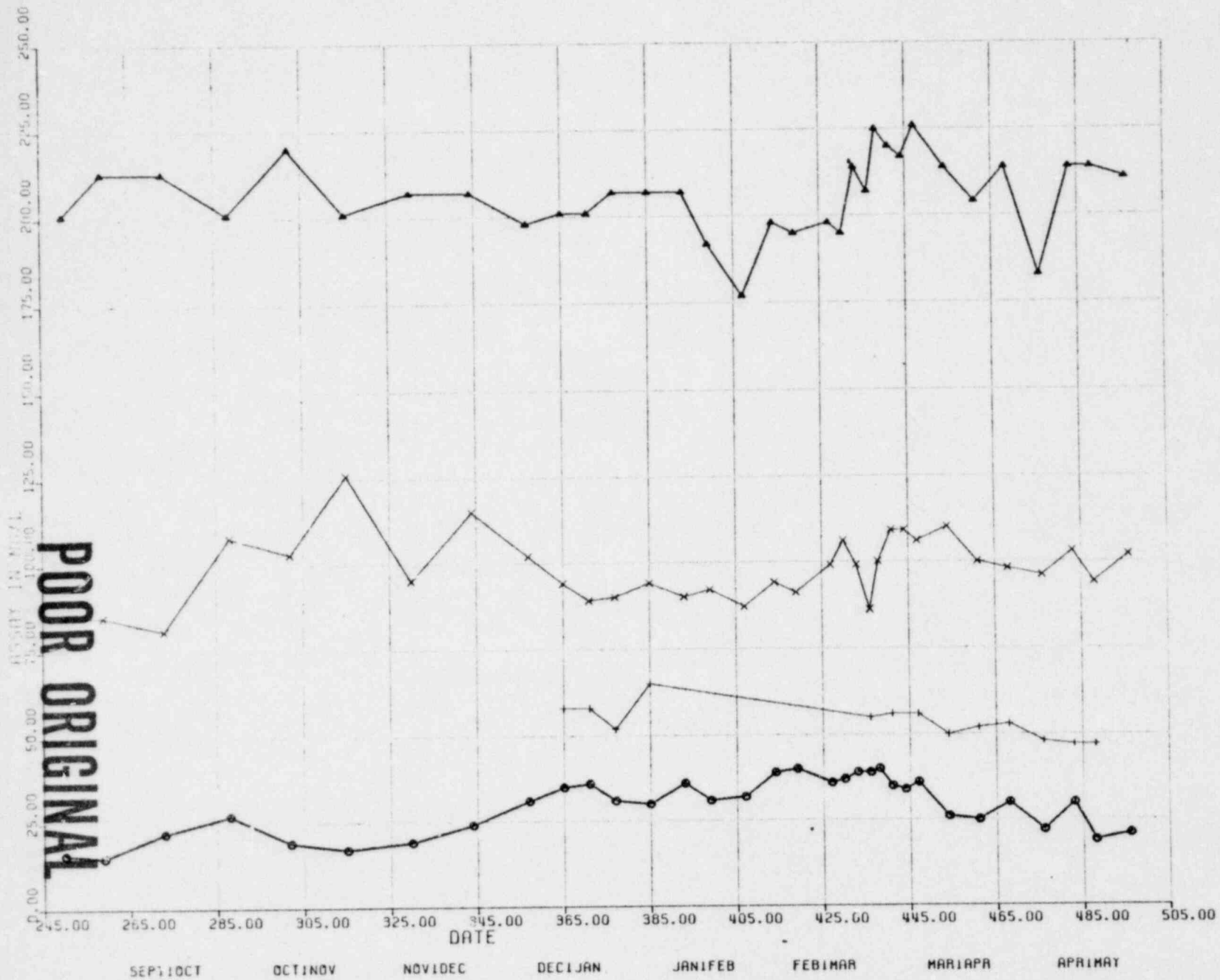
# EXXON MINERALS COMPANY

HIGHLAND URANIUM OPERATIONS

## SOLUTION MINE

WELL E08 1980-81

SAMPLE ANALYSES



**LEGEND:**

- CHLORIDE IN MG/L
- ▲ BICARBONATE IN MG/L
- + SODIUM IN MG/L
- × SULFATE IN MG/L

MAY 13 1981

# EXXON MINERALS COMPANY

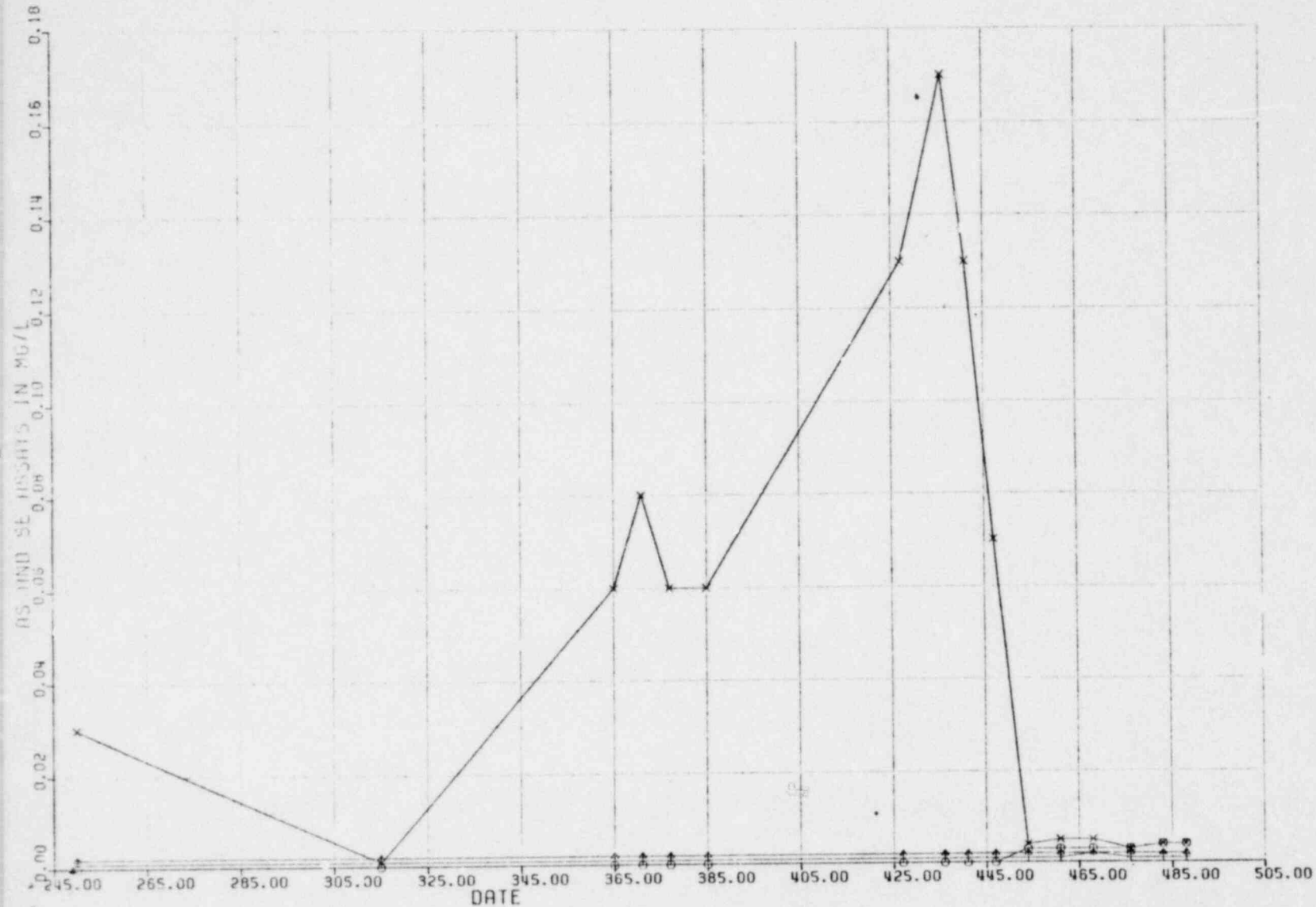
HIGHLAND URANIUM OPERATIONS

## SOLUTION MINE

WELL E074E08 1980-81

SAMPLE ANALYSES

POOR ORIGINAL



LEGEND:  
○ — E07 AS IN MG/L  
▲ — E07 SE IN MG/L  
■ — E08 AS IN MG/L  
× — E08 SE IN MG/L

MAY 13, 1981  
M. KRIZER