

040 WM 48930E

WM-48




Department of Energy  
Albuquerque Operations Office  
P. O. Box 5400  
Albuquerque, New Mexico 87115

RETURN ORIGINAL TO PDR, HQ.

SEP 29 1989

Mr. Edward F. Hawkins  
Licensing Branch 1  
Uranium Recovery Field Office  
Nuclear Regulatory Commission, Region IV  
P.O. Box 25325  
Denver, CO 80225



Dear Ed,

Enclosed for your review is the Durango Dewatering Pumping Test Data Package for the week ending September 22, 1989. Drawdown continues in all piezometer/monitor wells except for MW7, in which no change has occurred. All wells were shut down for recovery tests from September 18 to September 19. The total flow rate for all 17 wells is averaging 3.8 gpm with roughly 483,000 gallons pumped to date.

We have made some changes to the format of the data packages. The individual well flow rate sheets have been condensed such that all the wells on the A-line and all the wells on D-line are on single sheets. Lines B and C have 2 sheets per line. Additionally, we have included drawdown data on three monitoring holes AG1, AG2, and AG3, which are located between the seep and the A-line of wells.

Should you have any questions, please contact Elizabeth Damler of my staff at 6-1224.

Sincerely,

Mark L. Matthews  
Acting Project Manager  
Uranium Mill Tailings Project Office

8912130255 890929  
PDR WASTE PNU  
WM-48

Enclosure

cc w/enclosure:  
C. Watson, UMTRA

cc w/o enclosure:  
S. Hamp, UMTRA

DESIGNATED ORIGINAL

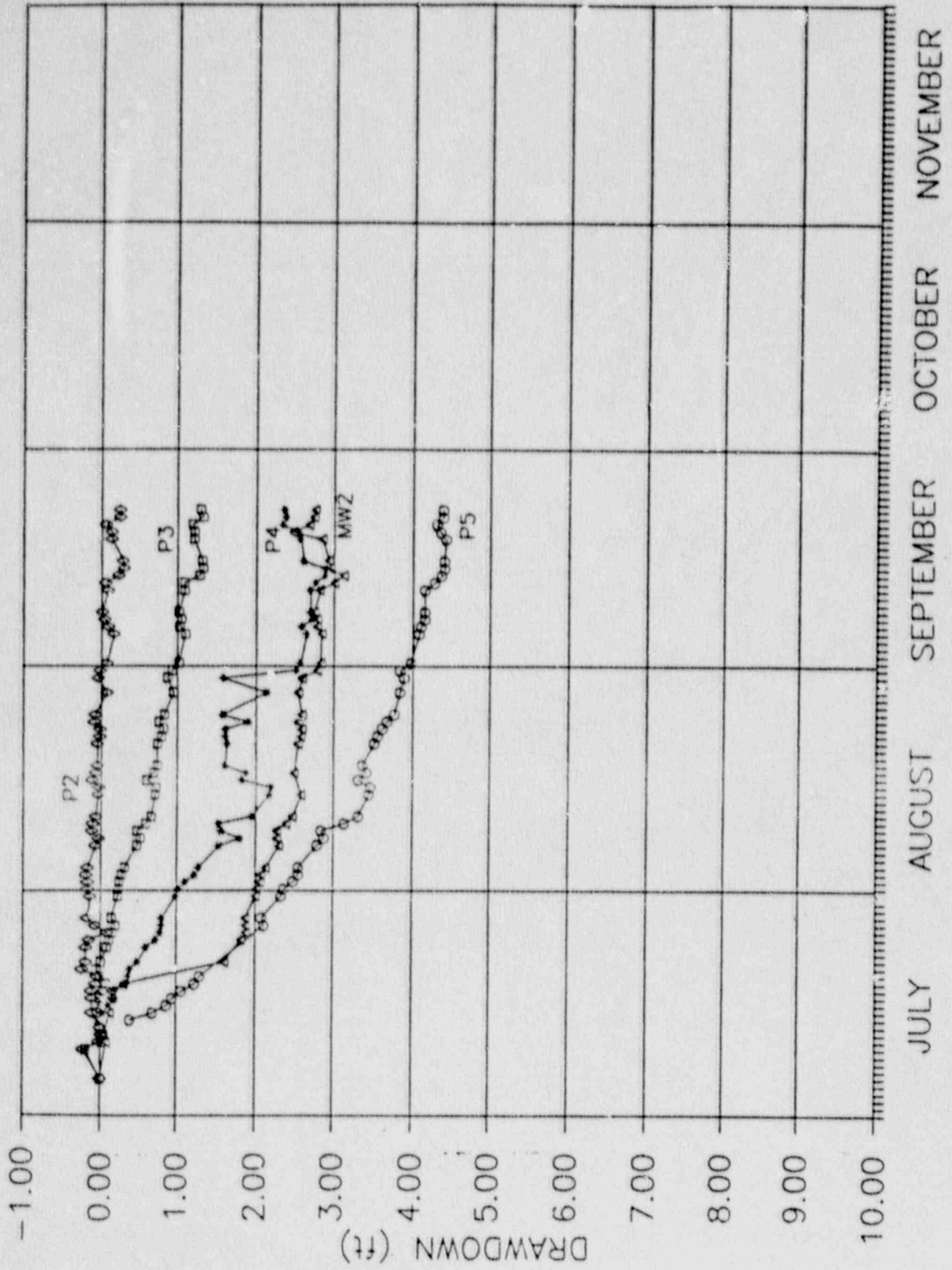
Certified By Mary C. Hood

DF-02  
1/1

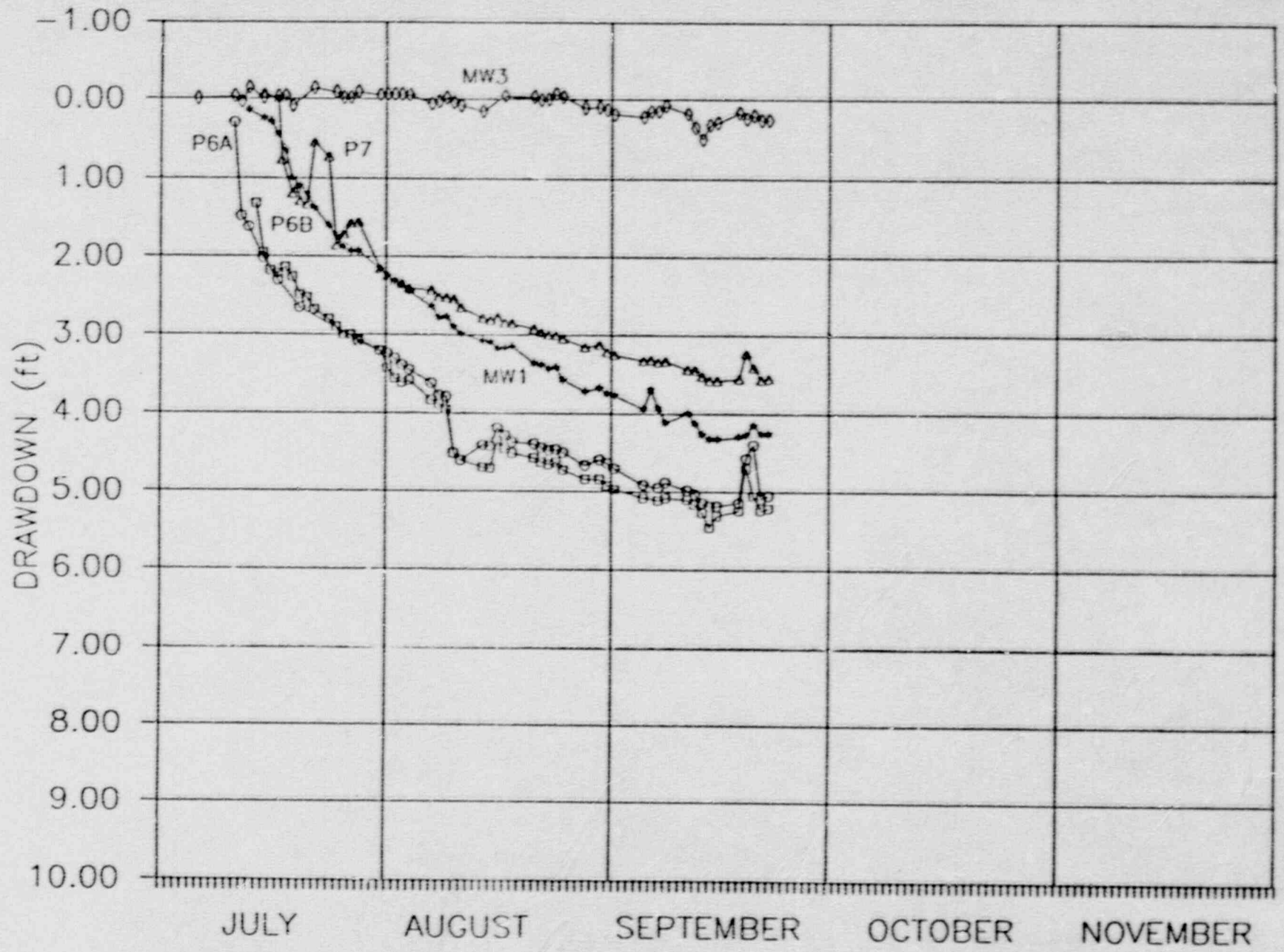
Add Info

90-0005

# MONITORING WELL DRAWDOWNS



# MONITORING WELL DRAWDOWNS



# MONITORING WELL DRAWDOWNS

