

TERA

BROOKHAVEN NATIONAL LABORATORY
ASSOCIATED UNIVERSITIES, INC.

Upton, New York 11973

(516) 345-2444
FTS 666

Department of Nuclear Energy

July 24, 1980


Dr. Zoltan R. Rosztoczy, Chief
Equipment Qualifications Branch
Division of Engineering
Mail Stop P-1030
U. S. Nuclear Regulatory Commission
Washington, D. C. 20555

Dear Dr. Rosztoczy:

Enclosed is the monthly report for the activity covered under FIN A-3313 sponsored by your Branch. I would suggest that you and your staff review the tasks and milestones to determine whether there are any discrepancies. If there are, please notify the principal investigator.

We hope this meets with your approval. If there are any questions regarding format, distribution, or budget reporting, please contact Mr. A. J. Romano, (FTS-666-4024).

Sincerely yours,


Walter Y. Kato
Deputy Chairman

WYK:bb

Enclosure

cc.: B. L. Grenier, NRC
V. S. Noonan, NRC
A. J. Romano, BNL
NRC Technical Monitors
BNL Technical Monitors

X003
S
1/1

8007290735

BROOKHAVEN NATIONAL LABORATORY
Nuclear Safety Programs

Monthly Management Status Report

Title: Containment Purging

B/L Acct. No.

04220

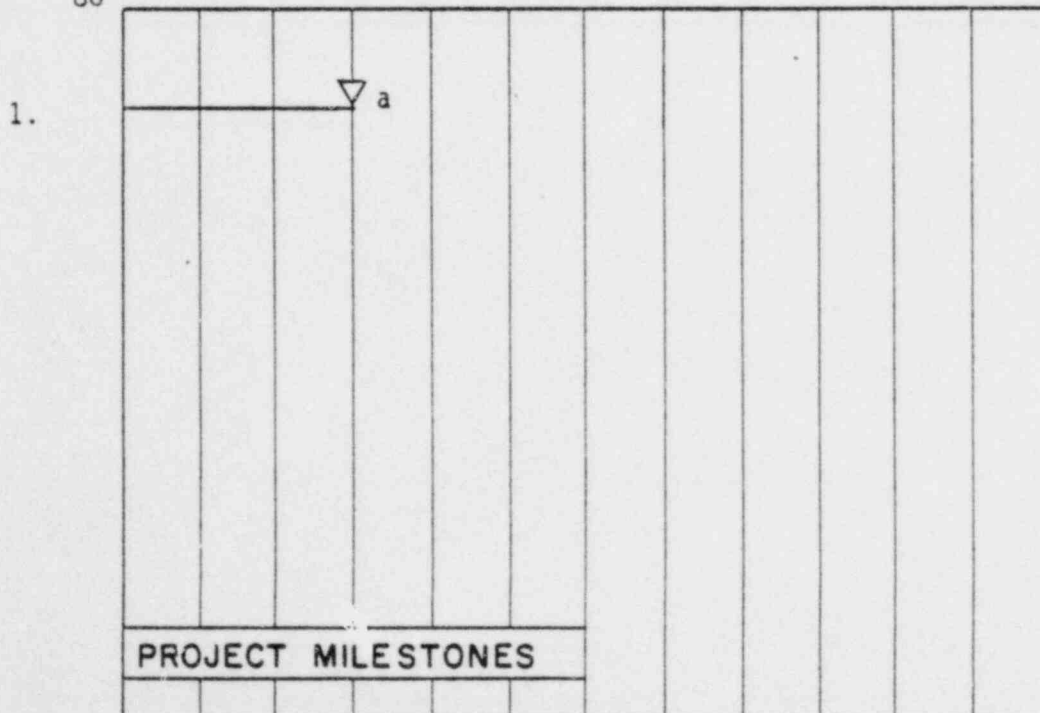
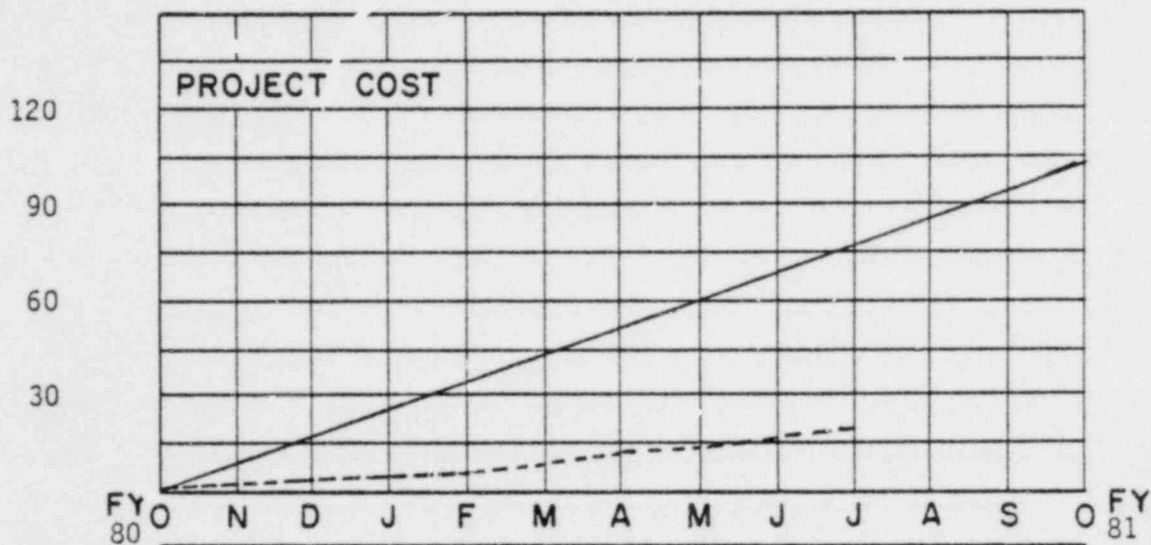
Principal Investigator: R. E. Hall

FIN A-3313

NRC Representative: J. Zudans


Division of Engineering

(K\$)



Legend:
 ▽ Target
 ▲ Achieved

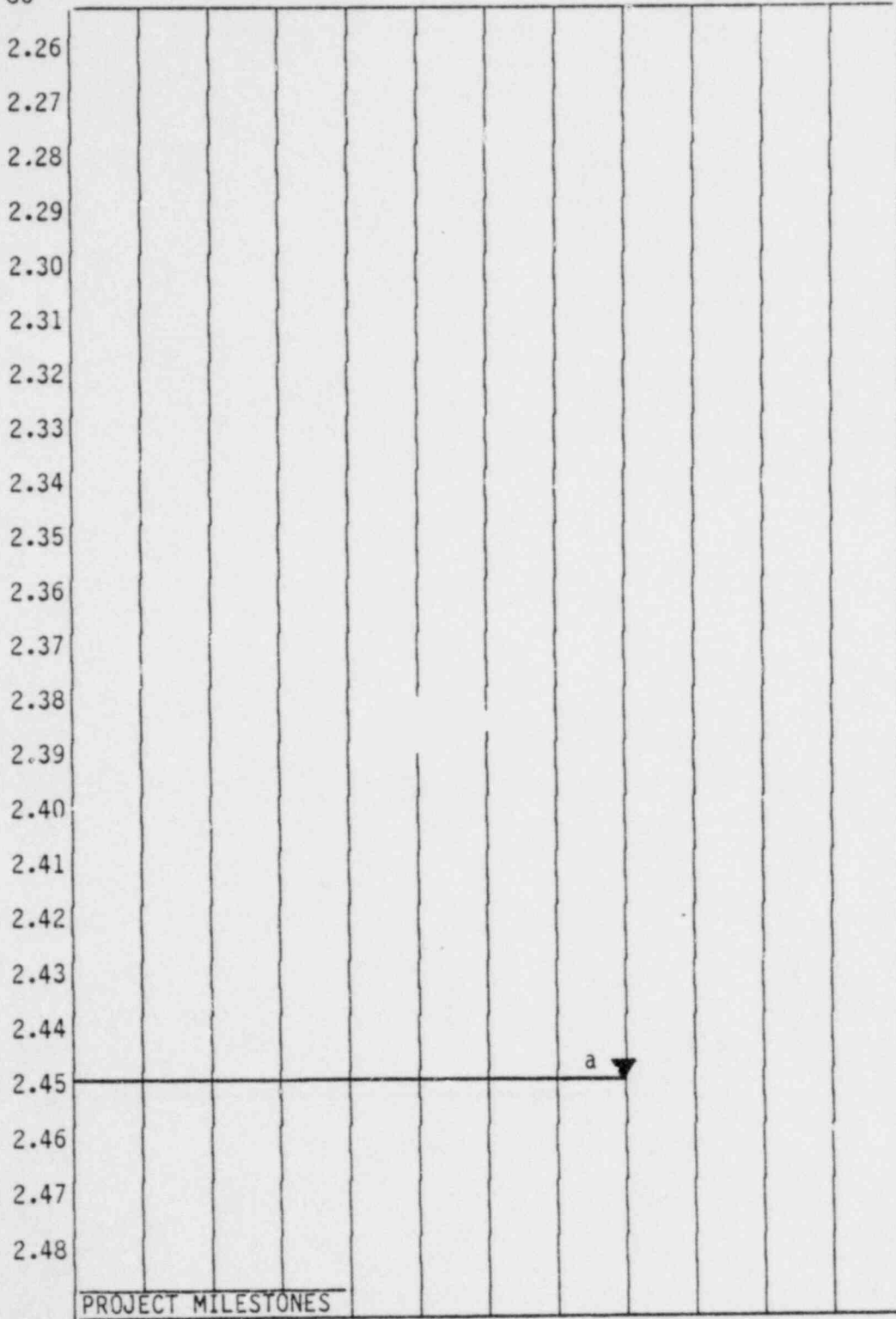
FY 0 N D J F M A M J J A S O FY
80 81



PROJECT MILESTONES

Legend:
△ Target
▲ Achieved

FY 0 N D J F M A M J J A S O FY
80 81



Legend:
△ Target
▲ Achieved

Tasks and Milestones

Containment Purging

TASK

1. Valve, gate globe and butterfly, performance under accident conditions.
2. Plant evaluations

2.1	LaCrosse	2.25	Monticello
2.2	Salem 1 (DOR); Salem 2 (DSS)	2.26	Quad Cities 1 & 2
2.3	Arkansas 1 (DOR); Arkansas 2 (DSS)	2.27	Dresden 1, 2 & 3
2.4	FitzPatrick	2.28	Fort Calhoun
2.5	Nine Mile Point	2.29	Kewaunee
2.6	Millstone 1 & 2	2.30	Point Beach 1 & 2
2.7	Pilgrim	2.31	Prairie Island 1 & 2
2.8	Vermont Yankee	2.32	D.C. Cook 1
2.9	Crystal River	2.33	Davis Besse 1
2.10	Oconee 1, 2, & 3	2.34	Palisades
2.11	Browns Ferry 1, 2, & 3	2.35	Zion 1 & 2
2.12	Brunswick 1 & 2	2.36	Duane Arnold
2.13	Hatch 1 & 2	2.37	Robinson 2
2.14	Rancho Seco	2.38	Turkey Point 3 & 4
2.15	Big Rock	2.39	St. Lucie
2.16	Cooper	2.40	Farley
2.17	Indian Point 2	2.41	San Onofre
2.18	Indian Point 3	2.42	Trojan
2.19	Oyster Creek	2.43	Beaver Valley
2.20	Calvert Cliffs 1 & 2	2.44	Conn Yankee
2.21	Ginna	2.45	Yankee Rowe
2.22	Maine Yankee	2.46	D.C. Cook 2
2.23	Peach Bottom 2 & 3	2.47	North Anna 1
2.24	Three Mile Island 1 & 2	2.48	Surry 1 & 2

*All plant review milestones are subject to change, dependent on availability of information and the needs of the NRC.

MILESTONES

- a. Letter reports issued.
- b. Licensee meetings.
- c. SER report issued.

Highlights

Containment Purging

1. Completed evaluation of partial long term operability demonstration information, submitted by PSG&E for Salem 1. Transmitted to NRC, interim SER draft with questions attached.
2. Completed evaluation of partial long term operability demonstration information, submitted by PSE&G for Salem 2. Transmitted to NRC, interim SER draft with questions attached.
3. Evaluation of FitzPatrick long term operability demonstration information, submitted in licensee's May 6, 1980, is in work.
4. BNL letter of June 25, 1980 transmitted to NRC with status information requested by NRC for Millstone 1, J.M. Farley, Big Rock Point, and Oconee 1, 2, and 3.
5. Reviewed Yankee Rowe response letters concerning their planned operation for the manually operated purge valves. Letter sent to NRC advising that BNL plans no further action concerning operability evaluation unless NRC determines that further action is required.
6. LaCrosse (LACBWR) final SER draft concerning long term operability demonstration is in work. Evaluation being completed based on latest information submitted in licensee's June 12, 1980 response.
7. Project costs shown on page 1 are costs incurred to date and do not include the commitment on the Grumman subcontract.

July 1980

Breakdown of Effort by Licensing Action
Containment Purging

	<u>BNL Effort, Days</u>	
	<u>This Period</u>	<u>To Date</u>
2.1 LaCrosse	5	24
2.2 Salem 1 (DOR); Salem 2 (DSS)	9	21
2.3 Arkansas 1 (DOR); Arkansas 2 (DSS)	0	1
2.4 FitzPatrick	4	7
2.5 Nine Mile Point	1	2
2.6 Millstone 1 & 2	2	6
2.7 Pilgrim	1	2
2.8 Vermont Yankee	1	2
2.9 Crystal River	1	2
2.10 Oconee 1, 2, & 3	1	4
2.11 Browns Ferry 1, 2, & 3	0	4
2.12 Brunswick 1 & 2	1	2
2.13 Hatch 1 & 2	1	2
2.14 Rancho Seco	0	1
2.15 Big Rock	1	4
2.16 Cooper	0	1
2.17 Indian Point 2	0	3
2.18 Indian Point 3	0	1
2.19 Oyster Creek	0	1
2.20 Calvert Cliffs 1 & 2	0	2
2.21 Ginna	0	1
2.22 Maine Yankee	0	1
2.23 Peach Bottom 2 & 3	0	2
2.24 Three Mile Island 1 & 2	0	1
2.25 Monticello	0	1
2.26 Quad Cities 1 & 2	0	3
2.27 Dresden 1, 2 & 3	0	1
2.28 Fort Calhoun	0	1
2.29 Kewaunee	0	3
2.30 Point Beach 1 & 2	0	1
2.31 Prairie Island 1 & 2	0	1
2.32 D.C. Cook 1	0	1
2.33 Davis Besse 1	0	1
2.34 Palisades	0	1
2.35 Zion 1 & 2	0	3
2.36 Duane Arnold	0	1
2.37 Robinson 2	0	1
2.38 Turkey Point 3 & 4	0	2
2.39 St. Lucie	0	1
2.40 Farley	1	4
2.41 San Onofre	0	3
2.42 Trojan	0	1
2.43 Beaver Valley	0	1
2.44 Conn Yankee	0	1
2.45 Yankee Rowe	2	3
2.46 D.C. Cook 2	0	1
2.47 North Anna 1	0	1
2.48 Surry 1 & 2	0	1
Total	21	135

July 1980