

8005130 495



P

Metropolitan Edison Company
Post Office Box 480
Middletown, Pennsylvania 17057
717 944-4041

Writer's Direct Dial Number

May 6, 1980
TLL 218

TMI Program Office
Attn: J. T. Collins, Deputy Program Manager
U. S. Nuclear Regulatory Commission
c/o Three Mile Island Nuclear Station
Middletown, Pa. 17057

Dear Sir:

Three Mile Island Nuclear Station, Unit II (TMI-2)
Operating License No. DPR-73
License No. 50-320
Water Processing Systems Operational Performance

Enclosed please find operational performance summaries of both the EPICOR I and EPICOR II water processing systems through April 14, 1980. These summaries represent cumulative totals since the commencement of systems operations.

Performance of both water processing systems has been satisfactory. We anticipate continued successful system operations.

Sincerely,

G. K. Hovey
Director, TMI-II

GKH:LJL:hah

Enclosure

cc: B. J. Snyder

THIS DOCUMENT CONTAINS
POOR QUALITY PAGES

Acc'd
5/11

EPICOR I RADWASTE SYSTEM

Summary of Operation
as of April 14, 1980

Date Commenced Processing Water-----April 6, 1979

WATER PROCESSING

Water Processed-----	934,524 gals.
Unit II Water Processed-----	159,683 gals.
Inleakage of Water to be Processed	
TMI Unit I-----	2,700 GPD
TMI Unit II-----	180 GPD
Total Gallons through System including Recycle-----	1,690,984 gals.
Processing Rate-----	10 GPM
Net Radwaste System Processing Rate-----	1.76 GPM
Curies Removed by System (Long Half-Life)-----	103 Ci
Processed Water Disposition-----	Released to River

SOLID RADWASTE

Spent Resin Liners-----	19
Avg. Curie Loading-----	5.4 Curies per Liner
Liner Throughput-----	49,185 Gallons per Liner
Spent Filter Liners-----	11
Liner Throughput-----	84,957 Gallons per Liner

EPICOR II RADWASTE SYSTEM

Summary of Operation
as of April 14, 1980

Date Commenced Processing Water-----October 22, 1979

WATER PROCESSING

Auxiliary Building Water Processed-----189,213 gals.
Aux. & Fuel Handling Bldg. Water to be Proc. ---253,691 gals.
Inleakage of Water to be Processed----- 160 GPD
Total Gals. through System including Recycle----675,036 gals.
Number of Batches----- 29
Curies Removed by System----- 20,760 Ci
Curies to be Removed----- 28,009 Ci
Processing Rate----- 10 GPM
Net Radwaste System Processing Rate----- 0.75 GPM

Processed Water Disposition

In BWST----- 20,000↑gal.
In 'B' SF^o-----205,000↓gal.

PERSONNEL EXPOSURE (As of March 15, 1980)

Total Man Rem Exposure----- 8.1 Man Rem
Operation----- 1.4
Liner Changeout----- 3.0
Maintenance----- 3.7
Man Rem Exposure per Gal. Processed----- 0.05Man-Millirem
Total Man Rem Exp. per Curie Removed----- 0.47Man-Millirem
Projected Man Rem Exposure for Total Curies to
be Processed----- 12.5 Man Rem

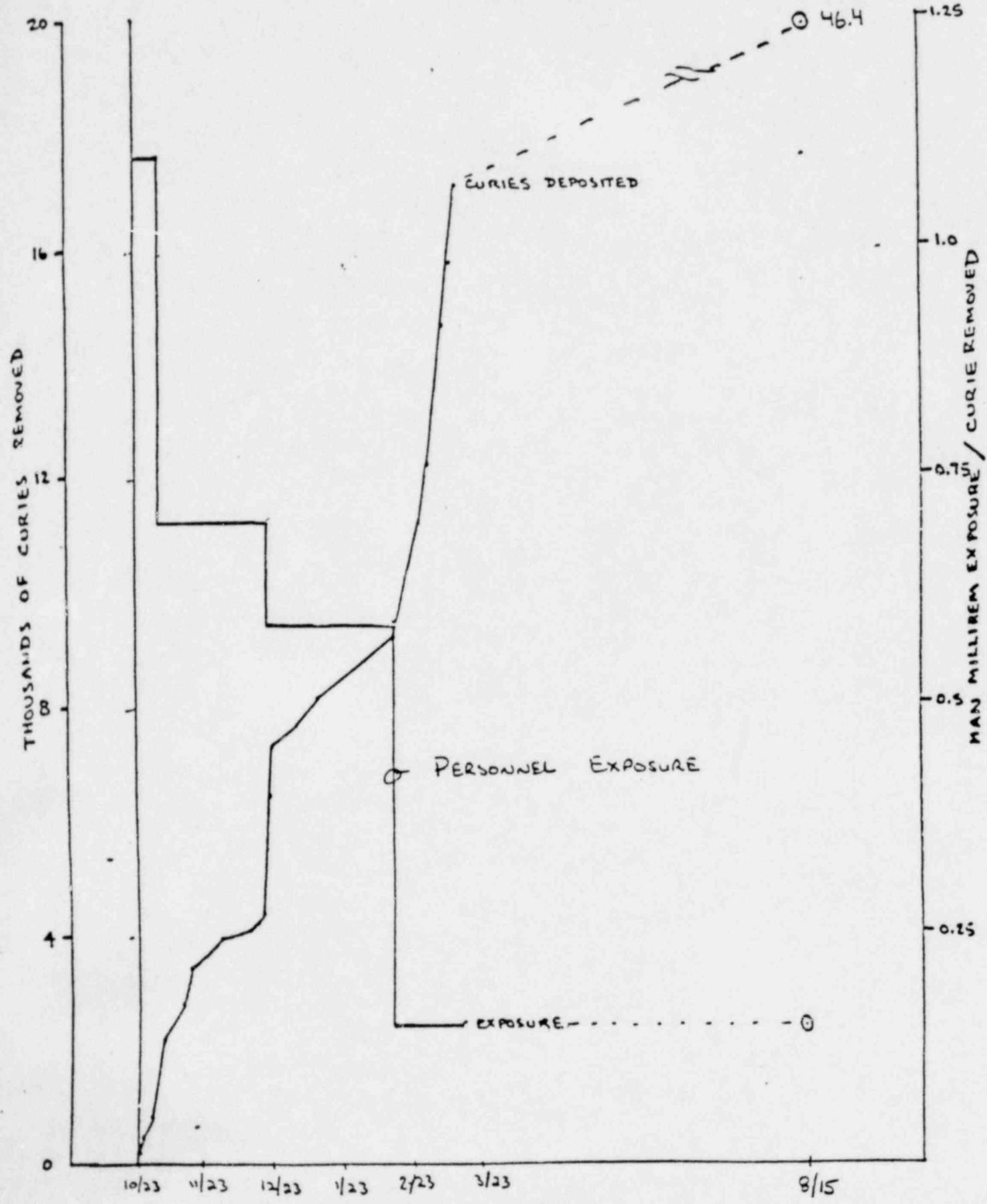
SOLID WASTE PRODUCED

Spent Resin Liners----- 37
Avg. Curie Loading----- 561 Ci per Liner
Liner Throughput----- 5,100 Gal. per Liner
Micron Filters----- 11
Resin Traps----- 4

EPICOR II RADWASTE SYSTEM
PERSONNEL EXPOSURE

	PERIOD				TOTAL
	10/22/79 to 11/9/79	11/10/79 to 12/19/79	12/19/79 to 2/11/80	2/11/80 to 3/15/80	
Gallons Processed	44,000	40,000	11,115	64,915	160,030
<u>Exposure Breakdown B Category (mrem)</u>					
Sampling	157 5%	68 3%	554 55%	639 45%	1418 17%
Liner c/o	859 28%	1071 42%	308 30%	721 52%	2958 37%
Maintenance	<u>2060 67%</u>	<u>1416 55%</u>	<u>155 15%</u>	<u>40 3%</u>	<u>3681 46%</u>
TOTAL	3076	2565	1017	1400	8058
<u>Liners Used</u>	3	12	7	12	34
Gal./liner	14666	3333	1587	5409	4706
mrem/gal.	.07	.064	.091	.021	.050
Gal/mrem	14.3	15.5	10.9	46.3	19.8
<u>Curies Removed</u>	2768	3647	1717	8918	17051
Curie/mrem	.09	1.4	1.6	6.37	2.11
mrem/Curie	1.1	.70	.59	.15	.47

MANREM EXPOSURE



DATE

By

Checked By

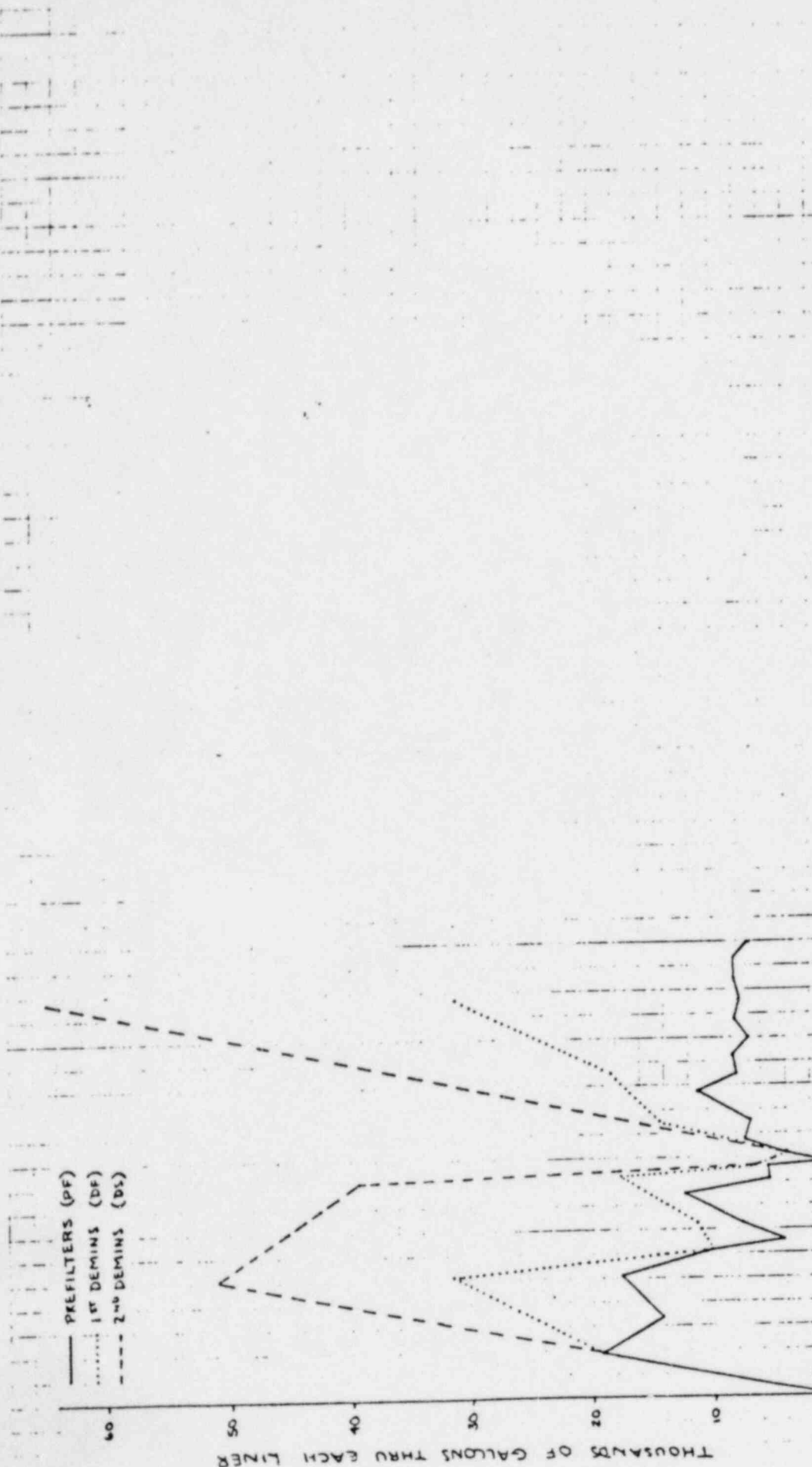
CLIENT CK NO.
SUBJECT **EPICOR II - WATER PROCESSED**

THOUSANDS OF GALLONS PROCESSED



DATE _____

CLIENT _____ TASK NO. _____
 SUBJECT EPICOR II - GALLONS THRU LINER By _____
 Checked By _____





— PREFILTERS (PF)
 1ST DEMINS (DF)
 - - - 2ND DEMINS (DS)

THOUSANDS OF GALLONS THRU EACH LINER

THOUSANDS OF GALLONS PROCESSED

CLIENT TASK NO. By
 SUBJECT EPICOR II - PREFILTER CURIE LOADING DURING BY



TMI - II BCC LIST

Mrs. Pat Higgins
Edison Electric Institute
1111 19th Street, NW
Washington, D.C. 20036

Mr. Goerge Kulynych
Babcock & Wilcox
P.O. Box 1260
Lynchburg, VA 24505

Mr. E. L. Blake, Jr.
Shaw, Pittman, Potts & Trowbridge
1800 "M" Street, NW
Washington, D.C. 20036

Mr. T. F. Hartley, Jr.
Marsh & McLennan, Inc.
1221 Avenue of the Americas
New York, NY 10020

Mr. R. Sanacore
American Nuclear Insurers
The Exchange - Suite 245
270 Farmington Avenue
Farmington, CT 06032

Mr. A. S. Dam
Burns & Roe, Inc.
650 Winters Avenue
Parmus, NJ 07652

Ms. Margaret Reilly
Chief Div. of Reactor Review
PA Dept. of Environmental Resources
Fulton Bank Building
Harrisburg, PA 17120

Dr. Steve Long, Director
Power Plant Siting Program
Department of Natural Resources
Tawes State Office, Building B-3
580 Taylor Avenue
Annapolis, MD 21401

G. Hovey - TMI - Trl 105
P. Clark - GPUSC Parsippany
R. Fenti - QA - TMI Trl. 22
J. J. Barton - TMI Trl. 102
L. W. Harding - TMI Licensing
R. M. Klingaman - Met-Ed Reading
N. Kazanas - Parsippany - QA
J. F. Wilson - TMI Trl. 14
J. G. Herbein - TMI Trl. 118
B. Ballard - TMI Trl. 16
G. P. Miller - TMI-I
R. C. Arnold - TMI Trl. 201
D. G. Mitchell - Met-Ed Reading
S. D. Chaplin - Licensing
B. Elam - TMI Trl. 104
L. L. Lawyer - TMI Trl. 118
J. Chwastyk - TMI-II Ops.

J. C. DeVine - TMI Trl. 110
R. W. Heward - TMI Trl. 180
W. N. Moreau - TMI Trl. 109
J. T. Collins - NRC Trl. 1
E. G. Wallace - Parsippany Licensing
W. F. Schmauss - TMI-II GRC Chairman-Parsip.
D. H. Reppert - TMI GORB Secretary-Parsip.
C. E. Hartman - TMI-I PORC Chairman - TMI-I
M. A. Shatto - TMI-I PORC Secretary - TMI-I
G. A. Kunder - TMI-I PORC Chairman - Trl 104
D. C. Carl - TMI-II PORC Secretary - Trl 104
B. A. Hockley - Discovery Room - Crawford
J. Theising - Bechtel, TMI - Admin Building
R. L. Rider - Bechtel - TMI Trl. 173
D. Smith - Reading - Production Supervision
P. S. Walsh - GPU Parsippany
C. A. Negin-TMI-Trl. 24

R. J. McGaughey - TMI - Trl. 114
S. B. Presgrave - TMI - Trl. 114