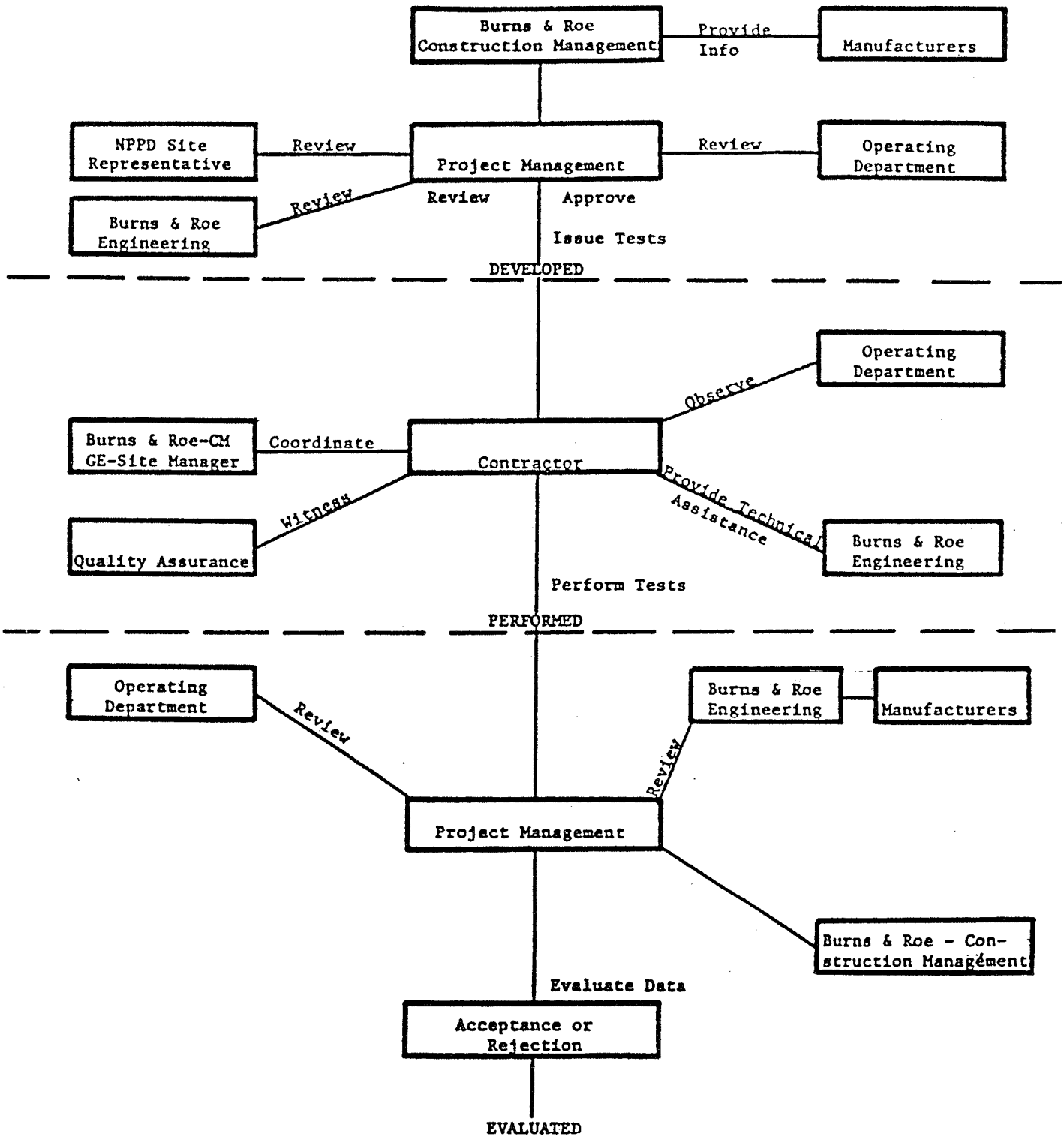


Nebraska Public Power District  
 COOPER NUCLEAR STATION  
 UPDATED SAFETY ANALYSIS REPORT (USAR)

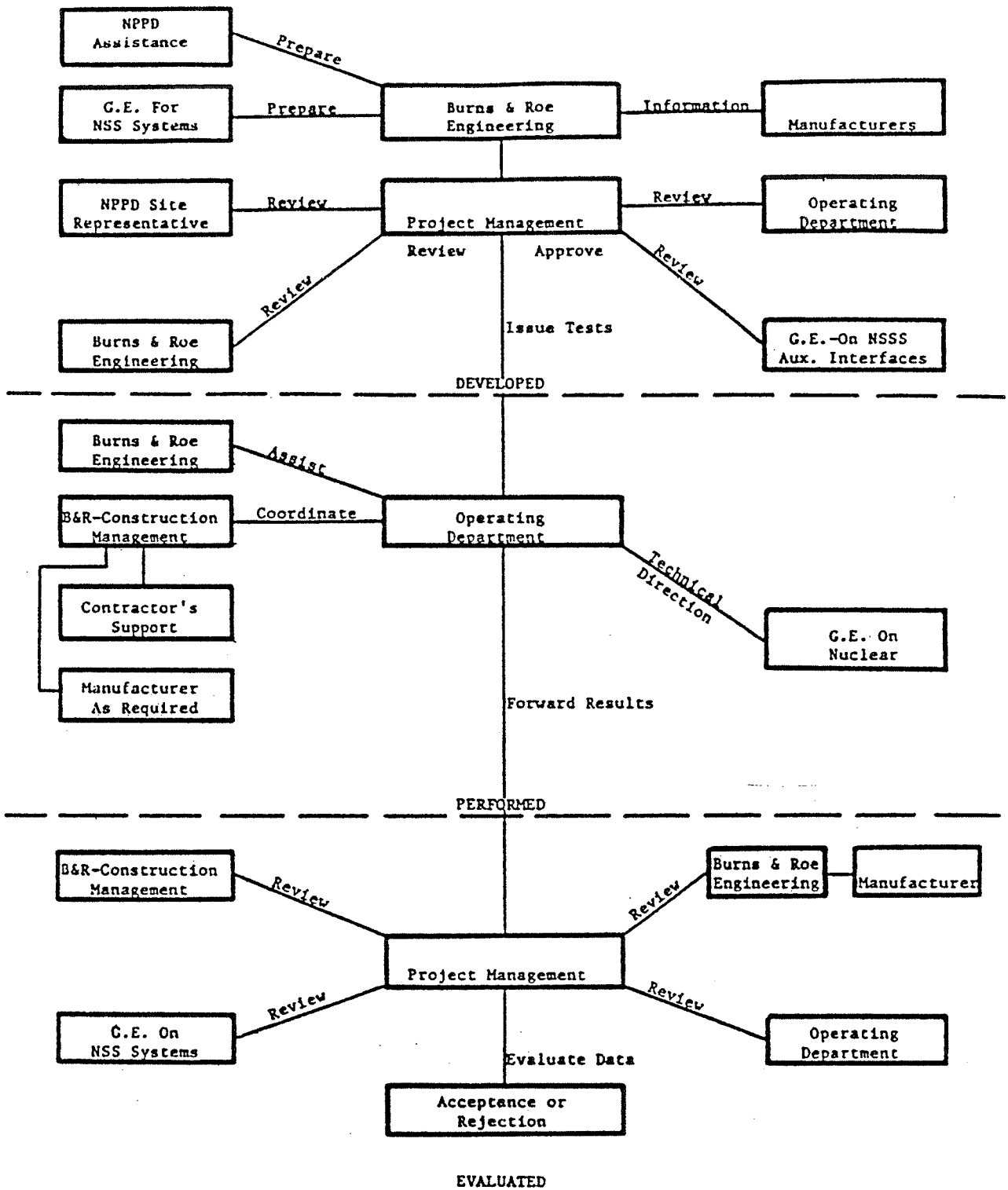
Nuclear Power Group  
 Management Organization  
 Figure XIII-2-2  
 08/01/18



Nebraska Public Power District  
 COOPER NUCLEAR STATION  
 UPDATED SAFETY ANALYSIS REPORT (USAR)

---

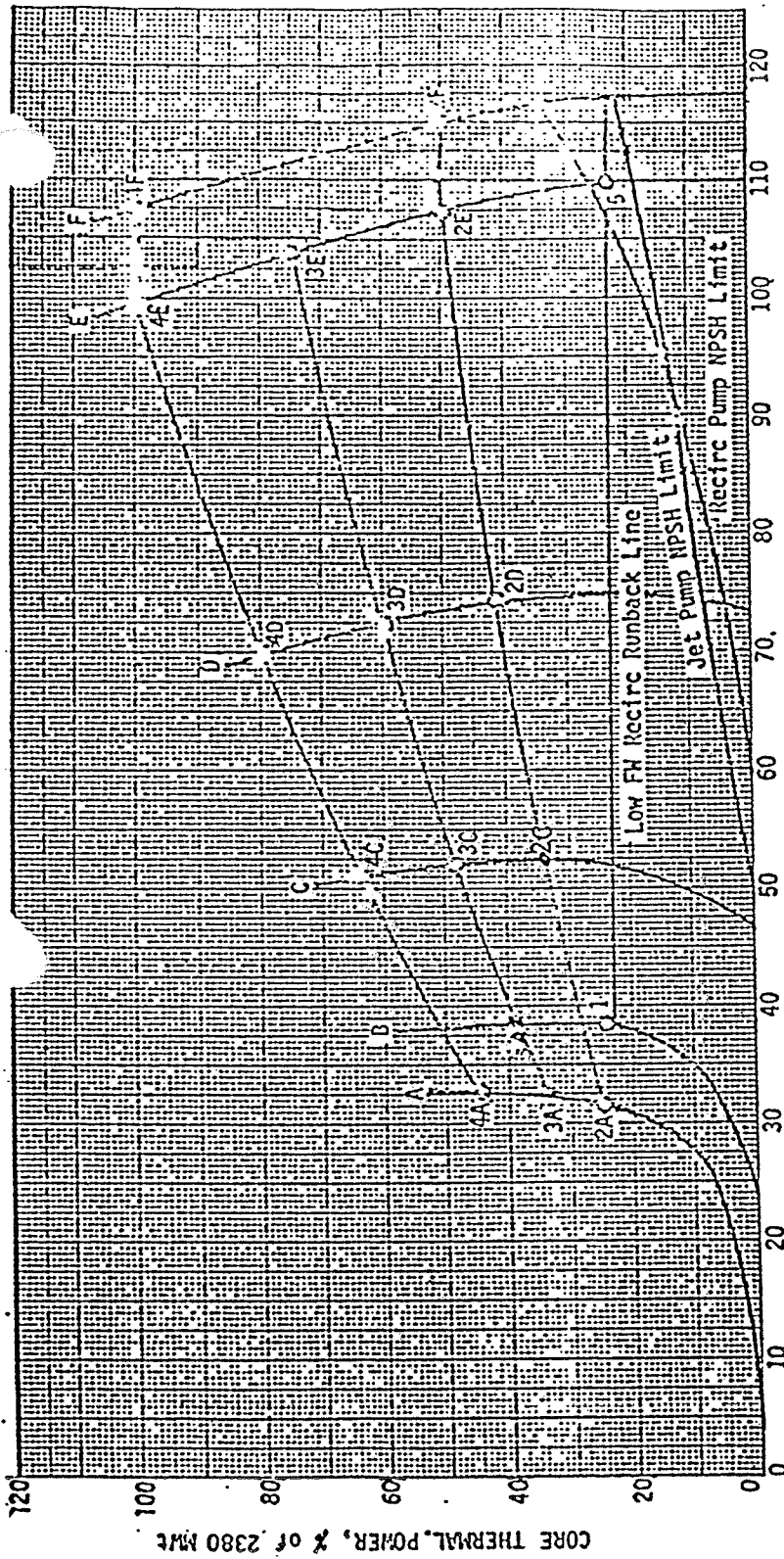
Construction Test  
 Figure XIII-2-4  
 06/20/00



Nebraska Public Power District  
 COOPER NUCLEAR STATION  
 UPDATED SAFETY ANALYSIS REPORT (USAR)

---

*Pre-Op and Start-Up Test*  
 Figure XIII-2-5  
 06/20/00



CORE RECIRCULATION FLOW, % of  $73.5 \times 10^6$  lbs/hr

TEST CONDITION NO:	1	2A	2C	2D	2E	2F	3A	3C	3D	3E	4A	4E	4D	4E	5
ROD PATTERN	V	a*	a*	a	a	a*	b*	b	b	b	c*	c	c	c	V
% PUMP SPEED	20*	0*	~41	~68	E	F*	0*	~41	~68	E	0*	~41	~68	E	E*
% POWER	20-30*	~25	~35	35-45*	45-55*	~52	~33	43-53*	55-65*	70-80*	~45	60-70*	75-85*	95-100*	~23*
% CORE FLOW	~37	NC	~52	~74*	~107*	~114	NC	~52*	~72*	~104*	RC	~52*	~70*	~100*	~110

CONSTANT PUMP SPEED LINES

A Natural Circulation

B 20% Pump Speed

C Analytical lower limit of Master Flow Control (~41% speed)

D Contractual lower limit of Flow Control (~68% speed)

E Rated Pump Speed (results in rated flow at rated power)

F Max Allowable Pump Speed (equipment limits other than core)

a Rod Pattern Obtained at Test Condition No. 2E

b Rod Pattern Obtained at Test Condition No. 3E

c Rod Pattern Obtained at Test Condition No. 4E

NC Natural Circulation

V Varies

\* Asterisked values are set as initial test

conditions; non-asterisked values are estimates