



**Consumers
Power**

**POWERING
MICHIGAN'S PROGRESS**

Palisades Nuclear Plant: 27780 Blue Star Memorial Highway, Covert, MI 49043

Kurt M. Haas

Plant Safety and Licensing Director

July 26, 1995

U S Nuclear Regulatory Commission
Document Control Desk
Washington, DC 20555

**DOCKET 50-255 - LICENSE DPR-20 - PALISADES PLANT
COMPLETION OF THE INSERVICE INSPECTION OF THE STEAM GENERATOR TUBES**

Palisades Technical Specification 4.14.6a requires that the number of tubes plugged in each steam generator shall be reported to the NRC within fifteen days following the completion of the inservice inspection of steam generator tubes. On July 19, 1995, the inservice inspection of the Palisades steam generators was completed. Approximately 20% of the tubes in each steam generator, along with tubes showing previous indications, were tested using the bobbin coil test method. This same 20% sample was then tested at the hot leg top-of-tubesheet transition region using a motorized rotating pancake coil (MRPC). Additionally, approximately 320 tubes were inspected at the hot leg top-of-tubesheet transition region using the Zetech plus-point probe. The inservice inspection identified no pluggable defects.

In accordance with Palisades Technical Specification 4.14.6b, a complete steam generator inservice inspection report will be provided within 12 months.

SUMMARY OF COMMITMENTS

This letter contains no new commitments and no revisions to existing commitments.

Robert A. [Signature] for

Kurt M. Haas
Plant Safety and Licensing Director

CC Administrator, Region III, USNRC
Project Manager, NRR, USNRC
NRC Resident Inspector - Palisades

CUSTOMER: Consumers Power Company
SITE: Palisades Nuclear Plant
DATE OF SERVICE: May 26 through May 28 and June 27 through July 31, 1995
FIELD SERVICE REPORT: CPAL-8; Manway Cover Removal/Installation, Nozzle Dam Installation/Removal, Pressurizer Cover Removal/Installation, Steam Generator Eddy Current, Tubesheet Cleaning, Hand Hole Removal/Replacement, FOSAR, Upper Bundle Inspection and Main Condenser Inspection.

A. INTRODUCTION

During the planned refueling outage, (end of cycle 11), of the Palisades Nuclear Plant, the Steam Generator Services Group of the Westinghouse Nuclear Services Division, (WNSD), provided services to Consumers Power Company. The services provided were pressurizer manway cover removal and installation, manway cover removal and installation of four manways, nozzle dam installation and removal of six sets of nozzle dams, multi-frequency eddy current inspection in two steam generators in parallel, secondary hand hole cover removal/replacement of five hand hole covers, tubesheet cleaning of two steam generators in series, Foreign Object Search and Retrieval, (FOSAR), of two steam generators in series, upper bundle inspection of one steam generator and main condenser inspection utilizing remote field inspection technique. The refueling outage was the third since the replacement steam generators have been in service.

The pressurizer manway cover was removed to allow a vent path for the primary coolant system. This vent path was left open until the plant status allowed for the re-installation of the cover.

All four steam generator primary manway covers were removed and installed to permit the performance of the required maintenance activities. Along with the manway covers being removed nozzle dams were installed and removed in both steam generators allowing other scheduled plant maintenance activities to continue while the steam generators were open.

Eddy current bobbin testing was conducted on approximately 20% of the open tubes in each steam generator. Also all tubes with prior indications were tested. A Rotating Pancake Coil, (3 coil RPC), test probe was used at the transition area at the top of tubesheet (TTS) on the same 20% open tubes that were inspected with the bobbin probe in each steam generator. A specialized rotating pancake probe (+POINT) was used to inspect 20% of the original 20% top of tubesheet transition area. In addition a specialized RPC probe was used to inspect the diagonal bar region of several tubes to better characterize indications found during the bobbin inspection program.

The two lower hand hole covers were removed from each steam generator to allow for tubesheet cleaning and Foreign Object Search and Retrieval, (FOSAR). In addition to the lower hand hole covers, one upper cover was removed to allow for an upper bundle inspection to be performed on steam generator "A". All five covers were re-installed after the work was performed in the steam generators. Tubesheet Cleaning was performed on both steam generators in series. FOSAR was performed on both steam generators after sludge lancing had been completed. An upper bundle inspection was performed on steam generator "A" to determine the secondary side condition of the generators.

Remote Field Non-Destructive Testing was conducted on approximately 20% of the open tubes in the main condenser. Testing was performed in both the east and west condenser banks. A visual inspection was also performed using a fiber scope to characterize flaws found by the Remote Field inspection.

The Palisades Nuclear Plant is located in Covert, Michigan and is a Combustion Engineering two loop unit with series 2530 steam generators. The tubes in the steam generators are made from Inconel 600, have a nominal wall thickness of .042 inches and an outside diameter of 0.750 inches. The main condensers consist of two condensers an east and west bank each consisting of 12,297 tubes. The tubes are made from 439 stainless steel, have a nominal wall thickness of .028 inches and an outside diameter of 1.0 inch.

B. SERVICES PROVIDED

1.0 PRESSURIZER MANWAY COVER REMOVAL/INSTALLATION

The pressurizer manway cover was removed and replaced in order to allow the Primary Coolant System a vent path during maintenance activities. Work was performed in accordance with CPCo. maintenance procedure PCS-M-50, "Detensioning and Tensioning of Pressurizer Manway. The pressurizer studs and stud holes were also cleaned and inspected prior to re-installation of the pressurizer cover. The NDT inspection results can be found in Appendix V Section A of this report. Studs #5 and #18 were replaced per the utility request as were all 20 nuts. All new components were stamped for identification purposes.

2.0 PRIMARY STEAM GENERATOR MANWAY COVER REMOVAL/INSTALLATION

The manway work was performed in accordance with Westinghouse procedure MRS 2.2.2 PAL-20 Rev. 2, "Primary Manway Cover Removal and Installation at Palisades Nuclear Plant." All components were inspected per the procedure. Both gasket retainer plates on steam generator "A" were replaced because they did not pass the NDT inspection criteria. All other components were found to be acceptable for re-use. The NDT inspection results can be found in appendix III section C for steam generator "A" and appendix IV section C for steam generator "B" of this report.

3.0 NOZZLE DAM INSTALLATION/REMOVAL

The installation and removal of the Combustion Engineering nozzle dams were performed in accordance with Westinghouse procedure MRS 2.2.2 PAL-22 Rev 1, "S/G Primary Nozzle Dam Installation and Removal at The Palisades Nuclear Plant." During installation both steam generators hot leg dry dams would not allow all eight locking pins to fully engage and lock into place. In both steam generators the location at 7 o'clock would not lock into place. The hot leg Dry Dam on steam generator "B" failed the acceptance criteria for the pre-flood up test. The utility decided to accept as is and the condition report can be found in appendix IV section D.

4.0 STEAM GENERATOR EDDY CURRENT

Background

The steam generators, that are currently in use at the Palisades Nuclear Plant, were installed in the fall of 1990. A preservice 100% eddy current inspection was performed in April of 1990 and was conducted prior to the units being installed in containment. The preservice inspection indicated there were no active degradation mechanisms present within the steam generators prior to service. However, a large number of manufacturing type indications were found in the free span of the tubing. To confirm these indications several tubes were removed and evaluated to determine the cause of the eddy current responses. It was verified that these responses were caused by the manufacturing process of removing slight surface imperfections with a buffing tool. This causes slight tube wall thinning in these areas. Of the indications that were identified, none exceeded the $\geq 40\%$ through wall plugging criteria required by the Palisades Technical Specification. Prior to the installation of these steam generators the manufacturer, advised Consumers Power Company that the area around the center stay region was potentially susceptible to fretting wear at the bat wing locations. This region was then preventatively plugged prior to installation. After one cycle of operation of the new steam generators a 20% random inspection program of bobbin eddy current was performed in each steam generator along with any prior tubes with indication $\geq 20\%$. The 20% random pattern examination indicated that the condition of both steam generators has remained constant since the preservice inspection in April of 1990. All previously identified reportable indications were found to be unchanged since that previous inspection. The testing showed that the steam generators were to be operated in accordance with the current plant technical specification requirements.

Inspection Plan Description

The intent of the bobbin coil inspection plan was to ensure the Palisades Nuclear Plant met the plant technical specification for steam generator eddy current testing, as well as the EPRI Steam Generator Guidelines of inspecting 100% of all steam generator tubing over the period of five refueling outages by inspecting a minimum of 20% of the tubing per outage. In addition since the bobbin probe technique is not recognized to detect flaws at the top of tubesheet transition region a Zetec 3-coil Rotating Pancake Probe, (RPC), was used to inspect this area in the 20% random tube sample. In addition to the random sample all tubes around the stay rods in the steam generators were also inspected with the RPC probe. A sample program was also done on 20% of the original 20% plan, (approximately 330 tubes). This plan utilized the Zetec +POINT RPC probehead to do a comparison between the 3-coil probehead and the +POINT probehead.

Inspection Plan Implementation

To summarize the bobbin inspection, all tubes on the base inspection program of both steam generators were tested to completion. All tubes were tested with .610 diameter probe; however, due to tube diameter restrictions, a .590 diameter probe was used to test the low row tubes. All testing was performed from the hot leg of the steam generators. There were several indications in each steam generator found in the diagonal bar and horizontal regions of the tubes. The inspection plan was expanded to include all tubes above row 130, (approximately 140 tubes) in both steam generators. The indications were all classified below the plant technical specification for defective tubes and the tubes were left in service. There were 29 tubes in steam generator "A" and 41 tubes in steam generator "B" that showed this type of degradation. The degradation mechanism was speculated to be fretting wear caused by the structures located in the tube bundle. This speculation was confirmed by utilizing a special rotating pancake coil, (UBRPC), probe and characterizing several of the indications, (3), in steam generator "A" one indication was found to be a MBM, (manufacture burnish mark).

To summarize the top of tubesheet inspections, (3-COIL RPC and +POINT), all tubes on the base inspection program were tested in both steam generators. No degradation was detected during this inspection. There was also one free span indication Non-Qualifiable Indications, (NQI), in steam generators "A" found by the bobbin probe that was also tested with the 3-coil RPC probe. This indication was confirmed to be a MBM by the RPC probe.

The eddy current inspection program was performed in accordance with Westinghouse procedure MRS 2.4.2 PAL-35 Revision 0, using Job Data Sheets CPC-01-95 REV 0, CPC-02-95 REV 1, CPC-03-95 REV 0 and CPC-04-95 REV 1. Per Job Data sheet CPC-01-95, (Bobbin Test), the probe withdrawal rate was 24 inches per second at 800 samples per second with test frequencies of 550 KHz, (prime test frequency), 300 KHz, 150 KHz and 20 KHz.

Job Data Sheets CPC-02-93 and CPC-03-95 were used for the top of tubesheet test for the 3-COIL and the +POINT probe heads respectfully. CPC-04-95 was used for the UBRPC testing.

The bobbin probes used were manufactured by Westinghouse. The primary bobbin probe used was the EB-610-LLMC. In addition the EB-590-LLMC was used for the low rows. The straight section RPC testing used the Zetec 620-MRPC-3C/52 PH (3-COIL) and the Zetec +POINT .610 .115/36/S80. The u-bend testing was performed using a Zetec M/B 580 FH/PH Probe.

Inspection Summary

The table below summarizes the results of the eddy current evaluation:

	S/G A	S/G B
Tubes tested with bobbin probe	1725	1764
Tubes tested with straight section 3-COIL RPC	1674	1678
Tubes tested with straight section +POINT RPC	329	329
Tubes tested with U-bend RPC probe	4	0
Indications in the H/L greater than or equal to 20%	5	6
Indications in the C/L greater than or equal to 20%	0	2
Tubes with indications	32	46
Tubes with reportable indications greater than 20%	5	8
Tubes with pluggable indications	0	0
Tubes with new indications	24	22
Tubes with new reportable indications	2	4
MBM Found this outage	17	83

For more information regarding all of the inspection results see appendices I and II.

Data Evaluation

Westinghouse performed an on-line networked primary and secondary analysis on all eddy current data. Both Primary and Secondary analysis were performed at Waltz Mill utilizing the T-1 communication network. The resolution analysis was performed on site. The analysis equipment used by Westinghouse was the Westinghouse developed analysis software, ANSER, which is UNIX based and utilizes data tape storage and retrieval capabilities. The hardware used was the HP 700s series computer. Data analysis was performed in accordance with the plant specific guidelines, (DATA-GYD-001 REV 6 with supplemental Palisades Nuclear Power Station Steam Generators Eddy Current Analysis Guidelines). All analysts were required to take a plant specific written and practical exam before evaluating any data. These exams can be found in appendix VII section C.

During the examination it was found that 24 new tubes with diagonal bar and horizontal indications showed signs of fretting wear in steam generator "A" and 22 new tubes with indications in the same area showed wear in steam generator "B". There was a total of 29 tubes and 41 tubes with indications in each generator respectively. Because of these indications out in the high rows the scope of the inspection was expanded to include all tubes in row 130 and above. None of these indications met the plant technical specification for a defective tube, ($\geq 40\%$). Included in the above number of tubes with indications 6 tubes in steam generator "A" and 1 tube in steam generator "B" showed signs of fretting wear caused by the diagonal bars. This wear was characterized utilizing a RPC probe designed for the u-bend region. None of these indications were defective, ($\geq 40\%$ per plant technical specifications), and all of these tubes were left in service. These tubes will be re-inspected next outage. There was also one tube in steam generator "A" that had Distorted or Non-Qualifiable indications with the bobbin probe but when examined with the RPC probe was determined to be a MBM. Also 17 new tubes were found to have MBM's in steam generator "A" and 83 tubes in steam generator "B". For more detailed information regarding all of the inspection results, refer to appendices I and II.

Analysis of the top of tubesheet rpc program showed no active degradation mechanism present. No indication were found during the inspection.

5.0 HAND HOLE COVER REMOVAL/REPLACEMENT

The hand hole cover work was performed in accordance with Westinghouse procedure SSS CPAL1-MSS-M-3 Rev. 1, "Removal and Installation of Secondary Hand-Hole Covers of Steam Generators". All components were inspected per the procedure and were found to be acceptable. The NDT inspection results can be found in appendix III section J for steam generator "A" and appendix IV section J for steam generator "B" of this report.

6.0 TUBESHEET CLEANING

The tubesheet cleaning service was performed on both steam generators utilizing the standard Westinghouse tubesheet cleaning process. The tubesheet cleaning activities were performed in accordance with Westinghouse procedure SSS 2.2.2 CPAL-2 REV 1 "C.E. Replacement Steam Generator Tubesheet Cleaning."

The following sludge weights were recorded:

TUBESHEET CLEANING	S/G A	S/G B
Total Passes	3	3
Pounds of Sludge Removed	6	4.5

One bag filter from each steam generator containing sludge was given to the site chemistry department for analysis.

7.0 FOREIGN OBJECT SEARCH AND RETRIEVAL

A foreign object search and retrieval was performed on both steam generators tubesheet annulus and tubelane after sludge lance was complete. The Brooks' Associates company performed the services using the manual process and equipment. Small slag and wire were found and removed from steam generator "A". Nothing was found in steam generator "B". All recovered items were turned over to CPCo. In addition a upper bundle inspection was performed on steam generator "A" to gauge the health of the steam generators. There was no sludge or any other type of deposits found in the steam generator.

A Welch Allyn video probe was used to record the inspections and retrievals. A video tape of the 3 inspections was given to the utility.

The FOSAR activities were performed in accordance with Westinghouse procedure SSS 2.4.2 CPAL, "Remote Examination and Removal of Foreign Objects From Steam Generator Secondary Side.

8.0 MAIN CONDENSER EDDY CURRENT

Background

During the 1990/91 Palisades Steam Generator replacement outage, a complete rebuild of the main condenser was performed. The design of the unit was changed to improve the heat transfer characteristics of the unit.

To help accomplish this, the manufacturer, Yuba Inc, used a tubing material made from 1.00" O.D. X .028" wall 439 stainless steel. The tubing was 70 feet in length and supported by 33 carbon steel support plates located on approximately 24.5" centers. The inlet and outlet tubesheets were manufactured from 304 stainless steel 1.25" thick.

There are 2 condensers, east and west, each with 3 banks of tubes. Each bank contains 4,099 tubes for a total of 12,297 tubes per condenser.

The NDT Services Department was requested by Energy Supply Services, Projects-Construction and Equipment Department to conduct an eddy current baseline examination of the replacement main condensers. To accomplish this an evaluation of testing methods was performed to determine the best method, presently available in the industry, to inspect this type of material.

The 400 series stainless steel material is a ferromagnetic alloy that is not easily inspectable by conventional eddy current methods. There were three methods that were evaluated that appeared to have the greatest potential of success, remote-field eddy current, flux-leakage and magnetic biased eddy current. A study performed by the Electric Power Research Institute NDE Center (EPRI) indicated that for this particular application the magnetic biased technique would provide the best results. In addition to the information provided by the EPRI results, the added benefit to the magnetic biased technique was that it was compatible with conventional eddy current instrumentation.

Two prototype probes were obtained from Chalk River Laboratories of Canada, who had manufactured the probes for the EPRI study. The intention was to determine the reliability and repeatability of the technique. The evaluation indicated that the technique did have the ability to detect and size A.S.M.E. type defects within the limits of normal eddy current capabilities. The limitation to the method is that no defect information can be obtained in the areas adjacent to and under the carbon steel support plates. This is due to the effect of the magnetic fields, of the saturation magnets, taking the path of least reluctance through the carbon steel support plates. This results in an insufficient saturation in the tube material, which is required for suppression of the permeability variations inherent in the 439 stainless steel material. With the exception of this limitation, the probe did provide repeatable results on the machined O.D. defects of the A.S.M.E. calibration standard. The other methods evaluated by EPRI, although providing repeatable detection capabilities, did not have the sizing capabilities required for this examination. It was decided by NDT Services that the magnetic biased technique would provide the most reliable defect information and should be implemented for the baseline examination.

This probe, the Carter 1, was used for the 1992 and the 1993 inspection. Another probe, called the Hilborn probe, was used for the 1992 and 1993 inspections in addition to the Carter. The Hilborn probe was designed to be used only as a "go-no go" gauging device for detection of gross fretting wear under support structures. To that point, none was detected with this probe

In a continuing effort to improve the examination technique for inspection of the condensers, RFT, (Remote Field Technology), was qualified in January, 1995. This technique was proven to be reliable for the detection of repairable indications at the support plate and was also able to reliably detect and size free span indications. This technique was proven to yield a "total test" for the Palisades main condenser.

The RFT technique utilizes the "remote" or "far" field induced by an energized coil to detect flaw indications. Conventional Eddy Current testing makes use of a "direct-coupling" or "near field" technique which is not very efficient when testing permeable material. The RFT technique is also relatively unaffected by deposits, scale, geometry, and permeability variations and is very effective in testing ferrous tubing.

Scope of Examination

The scope of the examination was to be a 20% sample which included all peripheral tubes in all banks of both waterboxes. All pluggable indications were inspected twice for positive verification. All work was performed in accordance with Westinghouse procedure MRS 2.4.2 GEN-39 Rev 0, "Miz-40 Remote Field Technology Examination of Heat Exchanger Tubing". Indications were sized by percentage in free span tubing and called either DSP, (Distorted Support Pluggable), or DSN, (Distorted Support Not Pluggable), at support structures.

The total number of tubes examined was 2709 in the West waterbox and 2721 in the East waterbox. This included several scope expansions to bound areas where pluggable indications were found.

Examination Results

In the West waterbox, tubes in rows 1 and 2 exhibited large corrosive pitting. This was verified by a Welch Allyn video probe. Pitting was confirmed to the Inlet half of the tubes. Primary side visual inspection evidenced suspicion that pits could be through wall or nearly through wall.

Examination of deplugged tubes, (previous leakers), demonstrated indications at TSP intersections.

The other major flaw mechanism appeared to be some type of steam erosion in the upper section of bank "F" in the East waterbox. This was confined to the area between and including the first and second TSP. Some of these indications were up to 12" long. These indications were visually verified from the primary side. Some of these indications were visually found to be through wall. Minor indications also appeared randomly throughout the condenser. These indications were few in number, randomly situated, and most likely due to manufacturing anomalies.

A summary of examination results follow:

	East Condenser	West Condenser
Reported indications	73	94
Pluggable indication ($\geq 60\%$ or DSP)	25	36
Total number of plugged tubes prior to 1995	36	27

Number of tubes to be plugged this outage, (some administratively) 71.

For more information regarding all of the inspection results see appendix VI.

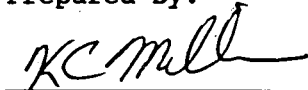
9.0 SUPPORTING DOCUMENTATION

All applicable procedures and supporting documentation can be found in the various appendices of this report as indicated in the Table of Contents.

C. CERTIFICATION

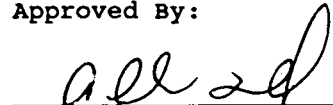
The services provided, as described in section B above, meet the contract requirements of Westinghouse General Order DTE-92201, (Manways, Nozzle Dams, Eddy Current, Pressurizer Manway, Tubesheet Cleaning, Hand Hole Covers, Foreign Object Search and Retrieval, Upper Bundle Inspection, Main Condenser Inspection). The services provided also met the contract requirements of CCo. Contract C0013518.

Prepared By:



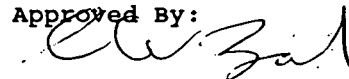
K. C. Miller
Field Service Engineer
S/G Field Operations

Approved By:



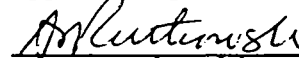
A. K. Immel
Manager
S/G Field Operations

Approved By:



C. W. Bach
Manager
S/G Services

Approved By:



A. T. Rutkowski
Manager
Operations Q. A.

SUPERTUBIN REPORT USERS' GUIDE

REPORT RECORD FIELD DESCRIPTIONS

1. ROW, COL - COLUMN - tube identifier numbers - an X-Y coordinate system
2. PLAN - a number representing a set or sets of test extents and tube locations that define which tubes and what sections of these tubes will be tested
3. RE-B - REQUIRED BEGIN TEST - tube location where the tape recorder is to be turned on and the test is to begin - defined by PLAN
4. RE-E - REQUIRED END TEST - tube location where the tape recorder is to be turned off and the test is to end; typically one of the tube ends - defined by PLAN
5. CE-B - COMPLETED BEGIN TEST - tube location where the test actually began - tape recorder turned on
6. CE-E - COMPLETED END TEST - tube location where the test actually ended - tape recorder turned off
7. PROBE - diameter of probe used in test
8. TYPE - characters representing the TYPE of PROBE used, e.g., BBM, SFRM, etc.
9. IND - INDICATION - character codes and numerics that represent the analysis results of the data for the tube, e.g., NDD, 25%, etc. - this is the key field in the data record
10. LOCN - LOCATION - the location in the tube of the INDICATION called
11. INCH1 - distance above or below LOCATION where the INDICATION

SUPERTUBIN REPORT USERS' GUIDE

is found

12. INCH2 - typically the distance above INCH1 that a particular INDICATION extends as in a copper deposit extending over a portion of a tube above a support plate - in special cases, INCH2 may represent other measurements as in F Star, and Cracking algorithm applications
13. CHAN - CHANNEL - describes the data channel used in determining the indication value listed in the INDICATION field
14. VOLTS and DEG - DEGREES - these describe the signal characteristics of the analysis result in the INDICATION field
15. TAPE - sequential number of the data cartridge containing the data that the INDICATION was called from
16. OPER - OPERATOR INITIALS - the initials of the operator who collected the data reported in this record
17. ANA - ANALYST INITIALS - the initials of the analyst who analyzed the data reported in this record
18. COMMENTS - holds 50 character phrases that provide further meaning to the INDICATION in the record, e.g., retest extent remarks, etc.

INDICATION TERM DESCRIPTIONS

The following are brief descriptions of the terms that can be found in the INDICATION field of SUPERTUBIN data records. These terms generally impart the key meaning to the data record. This meaning is supported by information in the other fields. These descriptions are not intended to be comprehensive from a technical analysis point of view. For further information

SUPERTUBIN REPORT USERS' GUIDE

concerning the meaning and use of these terms, you may consult the lead analyst on the job or the Westinghouse data analysis guidelines.

It is important to note the following definitions of terms used in these descriptions:

ANOMALY - A REPORTED TUBE CHARACTERISTIC THAT DOES NOT DEPICT POSSIBLE TUBE WALL LOSS OR TUBE WALL INTEGRITY DEGRADATION, E.G., D, PV.

INDICATION - AN ANALYSIS RESULT THAT DEPICTS A POSSIBLE TUBE WALL LOSS CONDITION OR TUBE WALL INTEGRITY DEGRADATION

DEFECT - AN INDICATION WHOSE VALUE EQUALS OR EXCEEDS AN ESTABLISHED PLUGGING LIMIT

TERMS:

1. <20 - LESS THAN 20% - (this term is made up of the characters "<", "2", and "0") - it means the "range" of tube wall loss from 1% to 19%
2. ADR - ABSOLUTE DRIFT RESPONSE - a condition where the absolute frequencies display drift into the indication plane - can at times be associated with IGA
3. ANF - ANOMALY NOT FOUND - indicates that a previously reported ANOMALY, from current inspection data or historical data, is not found in the data being analyzed
4. ANR - ANOMALY NOT REPORTABLE - indicates that an anomaly condition exists in the data being analyzed that is below the reportable criteria threshold for this specific inspection - can be used to address anomalies called in previous inspections that are still detectable but fall below current criteria

SUPERTUBIN REPORT USERS' GUIDE

5. **BLG - BULGE** - the tube has been deformed outward to an increased diameter condition from that of a nominal tube diameter expected in that area
6. **CUD - COPPER DEPOSIT** - the presence of copper deposits on the outside of the tube has been detected
7. **DIM - DIMENSION** - the record that accompanies RPC records such as SAI and COI - this record provides the following information
VOLTS=Probe Coil Diameter,
DEGREES=Circumferential Signal Extent in Degrees, CHANNEL=
ID, OD, UN (inner dia., outer dia., or unknow), INCH1=Signal
Axial Length in Mils, INCH2=Lean Angle of a Signal that has
Oblique Orientation (empty for all other calls)
8. **DIN - DISTORTED INDICATION NOT CONFIRMED** - A DI indication reported from a bobbin test that was subsequently tested using RPC and the RPC result showed no degradation.
9. **DNT - DENT** - the tube has been deformed inward to a reduced diameter condition from that of a nominal tube - often located at an interface such as a tube support plate
10. **DI - DISTORTED INDICATION** - a possible tube wall loss condition that is unquantifiable with a numeric percent call due to the existing signal characteristics - often retested with RPC
11. **DRI - DISTORTED ROLL TRANSITION INDICATION** - a possible tube wall loss condition that is unquantifiable with a numeric percent call due to the signal characteristics and is located at the roll transition - often retested with RPC
12. **INF - INDICATION NOT FOUND** - indicates that a previously reported INDICATION, from current inspection data or historical data, is not found in the data being analyzed - also used to address the case where a tube/signal is being retested for positive identification (PID) and the retest data does not show any signal present
13. **INR - INDICATION NOT REPORTABLE** - indicates that a very small tube wall loss condition exists in the data being analyzed

SUPERTUBIN REPORT USERS' GUIDE

that is below the reportable criteria threshold for this specific inspection - can be used to address indications called in previous inspections that are still detectable but fall below current criteria

14. MAI - MULTIPLE AXIAL INDICATION - describes multiple axially oriented indication signals from Rotating Pancake probe data
15. MBM - MANUFACTURING BUFF MARK - a tube wall loss condition due to a tube manufacturing process step - generally a relatively long and shallow loss area - remains constant and does not present any operating problems for the tube - noted for reference only
16. MCI - MULTIPLE CIRCUMFERENTIALLY ORIENTED INDICATION - describes multiple circumferentially oriented indication signals from Rotating Pancake probe data
17. MMB - MULTIPLE MANUFACTURING BUFF MARKS - multiple MBM's over a length of tube - see definition above
18. NDD - NO DETECTABLE DEGRADATION - no tube wall loss or wall integrity degradation has been detected
19. NQN - NQI NOT CONFIRMED - An NQI indication that was reported from bobbin probe that was subsequently tested with RPC and the RPC result showed no degradation.
20. NT - NO TEST (retest) - for this tube, there is no data available for analysis on this data tape; however, the tube ROW, COLUMN is encoded on the tape
21. NTE - NO TUBE EXPANSION - used in analysis verification of the full tubesheet expansion process to describe a condition where the tubesheet is not expanded above the tack roll/lower roll - generally used in S/G preservice inspections
22. OBS - OBSTRUCTED - indicates that the probe listed in the record would not physically pass the location specified

SUPERTUBIN REPORT USERS' GUIDE

23. PDS - PILGERING DRIFT SIGNAL - a drift in the absolute signals at random elevations and generally only in one leg of a tube. These signals have been determined to result from the tube Pilgering process: stopping the process, removing the ID mandrel, loading a new tube hollow, reloading the ID mandrel, and restarting the process. This results in a minor change in the tube ID, approximately 1 to 1.5 mils on the diameter, and thus a change in tube wall thickness when the OD is surface ground. The signals always show an increase in wall thickness (negative drift) but may exhibit a decrease in wall thickness (positive drift) at the beginning of the signal. The signals are always long, from several inches to several feet, depending on how long it takes the Pilger process to return to the proper nominal ID.
24. PI - POSSIBLE INDICATION (retest) - generally used with 8X1 analysis, sometimes with bobbin analysis - describes a potential tube wall loss condition signal that typically requires a retest for verification - often retested with RPC
25. PID - POSITIVE IDENTIFICATION - verification of a previously reported tube ROW COL identifier and signal - achieved through analysis of a second set of test data - typically used to verify pluggable tube signals - INF is used to describe the condition where a signal is not detectable upon analysis of the second set of data
26. PLG - PLUG - the tube is plugged from previous maintenance work and a plug has been visually verified as being in the tube end
27. PLP - POSSIBLE LOOSE PART - any eddy current signal that occurs in a section of tubing where such a signal is not expected. These signals are typically located above the top of the tubesheet in a tube near the periphery of the tube bundle. The tube signal may have dent, indication, or wear thinning characteristics. This signal may result from a foreign object contacting the tube during plant operation. If a foreign object is still near the tube it may be detectable with a low frequency.
28. PTE - PARTIAL TUBE EXPANSION - used in analysis verification of the full tubesheet expansion process to describe a condition where less than 100% of the tubesheet is expanded - generally used in S/G preservice inspections - this term is

SUPERTUBIN REPORT USERS' GUIDE

not to be used with the location of the expand transition with respect to the top of tubesheet - see TTH and TTL below

29. PTF - PARENT TUBE FLAW (sleeving) - a flaw detected by crosswound probe within the original tube (outside the sleeve) - reported during sleeve integrity analysis
30. PVN - PERMEABILITY VARIATION - a variance in the tube permeability that produces a signal that can mask other signals of interest
31. RBD - BAD DATA (retest) - the data for the specified tube is not acceptable for analysis due to poor signal quality - the tube will be retested to the required extent
32. SAI - SINGLE AXIAL INDICATION - describes a single axially oriented indication signal from Rotating Pancake probe data
33. SCI - SINGLE CIRCUMFERENTIALLY ORIENTED INDICATION - describes a single circumferentially oriented indication signal from Rotating Pancake probe data
34. SCM - SEE COMMENTS - instructs the reader to derive the meaning of the record from the text phrases in the COMMENTS field of the SUPERTUBIN data record - typically used for new and non-standard analysis results, e.g., avb geometry analysis that can not be handled with existing terms in this document
35. SLF - SLEEVE FLAW (sleeving) - a flaw detected by crosswound probe within an inserted sleeve - reported during sleeve integrity analysis
36. SLG - SLUDGE - secondary side feedwater deposits typically located on the top of the tubesheet and/or the top of support plates or baffles
37. SQR - SQUIRREL (pluggable) - describes a specific class of signals located in unexpanded tubesheet crevices that are unquantifiable with numeric percent values - can be associated with IGA

SUPERTUBIN REPORT USERS' GUIDE

38. TIU - TUBE I.D. UNCERTAIN (retest) - indicates that the ROW and/or COL identifier for a given tube is in doubt and that the tube must be retested
39. TRN - TRANSITION - used in analysis verification of the full tubesheet expansion process to describe the location of the tube expansion transition with respect to the top of tubesheet and signifies an acceptable transition height - generally used in S/G preservice inspections
40. TTH - TRANSITION TOO HIGH - used in analysis verification of the full tubesheet expansion process to describe the location of the tube expansion transition with respect to the top of tubesheet - generally used in S/G preservice inspections
41. TTL - TRANSITION TOO LOW - used in analysis verification of the full tubesheet expansion process to describe the location of the tube expansion transition with respect to the top of tubesheet - generally used in S/G preservice inspections
42. UDS - UNDEFINED SIGNAL - a signal that in the analyst's opinion does not at present represent tube wall loss - the signal is reported for future review purposes
43. WAR - WEAR - volumetric wall loss due to mechanical vibration of tube against vertical strap.
44. XHR - EXTRA SLEEVE HARD ROLL (sleeving) - pertains to sleeve analysis and describes a situation where more than the nominal number of hard rolls are detected

LOCATION TERMS DESCRIPTION

TERMS:

1. TEH, TEC - TUBE END HOT and COLD

SUPERTUBIN REPORT USERS' GUIDE

2. TRH, TRC - TOP OF ROLL HOT and COLD (tube end roll)
3. TSH, TSC - TOP OF TUBESHEET HOT and COLD
4. BPH, BPC - BAFFLE PLATE HOT and COLD - (in certain S/G series, e.g., 51-F, 44-F, D, F, etc.)
5. SLEEVE LOCATIONS
 - LXH, LXC - lower expansion hot/cold
 - LRH, LRC - lower roll hot/cold
 - URH, URC - upper roll hot/cold
 - UXH, UXC - upper expansion hot/cold
 - STH, STC - sleeve top hot/cold
6. #H, #C - (# = NUMBER) of SUPPORT PLATE HOT and COLD, e.g., 3H, 4C, 7H, etc
7. TH, TC - TANGENT POINT HOT and COLD (location just above top support plate where bending begins)
8. AV1, AV2, AV3, AV4, AV5, AV6, ... - ANTI-VIBRATION BARS
9. V14, V23 - used in AVB geometry analysis to refer to the two AVB bars respectively
10. BW1, BW2, BW3 ... - BAT WINGS - CE S/G'S
11. VS1, VS2, VS3 ... - VERTICAL STRAPS - CE S/G'S
12. UB - describes area from TOP SUPPORT PLATE HOT to TOP SUPPORT PLATE COLD

PROBE TYPE CODE DESCRIPTION TABLE

SUPERTUBIN REPORT USERS' GUIDE

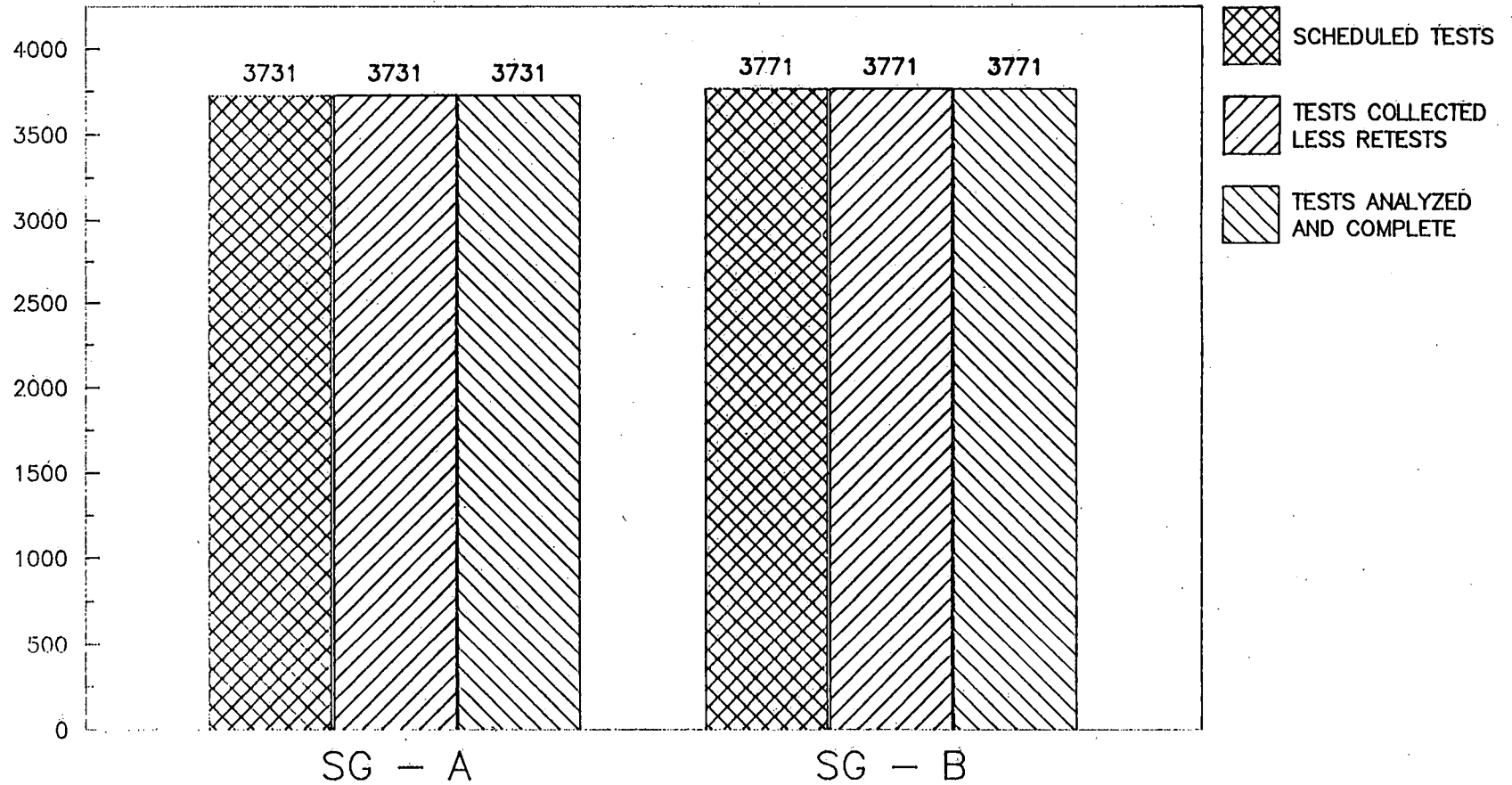
<u>CODE</u>	<u>DESCRIPTION</u>
EB	ECHORAM - xxx-BPRMS
EB	ECHORAM - xxx-BBM
ER	ECHORAM - xxx-MRPCMU
EU	ECHORAM - xxx-MRPCMU

note: "xxx" represents the numeric diameter
of the probe, e.g., .720, 680, etc.

END

Palisades Unit 1 SG Inspection Progress July 1995

of Tests



Data as of 0430 hrs on July 14, 1995
Westinghouse Electric Corporation
NSD SGO NDE Field Operations

Numbers combine Bobbin, RPC, and Plus Point

PALISADES SG EC INSPECTION - 07/95

AS TESTED TEST SUMMARY

[SG - A]

DESCRIPTION TUBES TESTED

[BOBBIN TESTS]

FULL LENGTH HL (TEC - TEH)	1587
EXPANSION #1	138
TOTAL BOBBIN TESTS	----- 1725

[RPC TESTS]

TOP OF TUBESHEET HL 3-COIL (TSH +2/-2 INCHES)	1673
TOP OF TUBESHEET HL PLUS POINT (TSH +2/-2 INCHES)	329
U-BEND RPC (DBH +3.5/-1.5 INCHES)	4
FREESPAN RPC (FOR BOBBIN CONFIRMATION)	1
TOTAL RPC TESTS	----- 2007

TOTAL INSPECTION TESTS >>>> -----
3732

END

THERE WERE NO TUBES TESTED THAT WERE NOT SCHEDULED
TO BE TESTED IN REFOUT 95

THERE WERE NO PLUGGABLE INDICATIONS REPORTED IN
THE REFOUT 95 INSPECTION

THERE WERE NO CONFIRMED RPC INDICATIONS REPORTED
IN REFOUT 95

PALISADES REFOUT 95 JULY 95 SG EC PERCENT INDICATION SUMMARY

PERCENT RANGE	SG A		SG B		TOTAL ALL SG'S
01-19% Tubes	31		43		74
01-19% Inds	42		52		94
20-39% Tubes	5		8		13
20-39% Inds	6		8		14
40-100% Tubes	0		0		0
40-100% Inds	0		0		0
Total Tubes	36	0	51	0	87
Total Inds	48	0	60	0	108

Note: "Inds" category is a unique indications count.
 Duplicates due to multiple tests are eliminated.

End

ARRAY REPORT USERS' GUIDE

INDICATION DISTRIBUTION REPORT

This report is composed of two formats, MOST SEVERE INDICATION, and ALL FINAL INDICATIONS. The first category counts the WORST indication in each tube by leg. Therefore, each tube-leg can have a maximum of count of one even if the tube has more than one indication present in that leg. Leg is divided into hot and cold. Hot leg is the section of tube from the tube end hot leg to the top support cold leg. Cold leg is the section of tube from the tube end cold leg to the top support cold leg. Which indication is WORSE than all others in a given tube is determined by a selectable INDICATION HIERARCHY. For example, if a tube has a DI (distorted indication) and an 89% indication in the hot leg, 89% is WORSE than a DI indication if 89% was set to a higher code value. In this case the category 80-89% would be incremented by one in the hot leg column.

The second category, ALL FINAL INDICATIONS, counts all indications each tube-leg and tries to eliminate redundant calls for the same location. Example: If a tube has a DI and an 89% indication in the hot leg from one tape, and on another tape for this tube these indications were called again at nearly the same locations, the program will count two total indications in the tube, not four. It recognizes that there are only two separate indications. In this case both the 80-89% category and the DI category would be incremented by one in the hot leg column.

In both formats, MOST SEVERE INDICATION, and ALL FINAL INDICATIONS, there are three columns. CUMULATIVE shows all indications found since tape one - the beginning of the job. INCREMENTAL shows (if it is being used) all indications found since the last time this report was run. CUMULATIVE REPORTABLE shows all CUMULATIVE indications that are REPORTABLE. REPORTABLE is a term from the NRC Regulatory Guide 1.83 July, 1975 Rev. 1 "In Service Inspection of Pressurized Water Reactor Steam Generator Tubes". It refers to a class of indications from 20% to 100% inclusive.

INDICATIONS VS. LOCATION FOR FINAL INDICATIONS

This report references the frequency of indication occurrence against the locations of the indications. Example: If DI indication has a count of three shown in the 3H (3 TSP HL) column, it means that three tubes had that indication exactly at 3H or referenced to 3H (3H + INCHES). This report eliminates redundant calls.

ARRAY REPORT USERS' GUIDE

INDICATIONS VS. PROBE FOR FINAL INDICATION

This report references the frequency of indication occurrence against the probe sizes the tube data was collected with. This report eliminates redundant calls.

ALL CALLS VS. LOCATION (INCLUDES MULTIPLE TESTS)

This report references the frequency of all database calls (terms), not just indications, against the locations of these calls. Example: If a D (Dent) term count of three is shown in the 3H (3 TSP HL) column it means that three tubes had that term exactly at 3H or referenced to 3H (3H + INCHES). This report DOES NOT eliminate redundant calls. This means if the same tube was tested on two separate tapes and a DENT was called at the 2H support plate on each tape, the D field will show two DENTS in the 2H column for this tube. This report is provided to describe the frequency of all analysis calls made during the inspection.

ALL CALLS VS. PROBE (INCLUDES MULTIPLE TESTS)

This report references the frequency of all database calls (terms), not just indications, against the probe sizes the tube data was collected with. This report DOES NOT eliminate redundant calls. Example: Assume a tube was tested on two separate tapes and a DENT was called at the 2H support plate on each tape. If the two tapes were collected with a .720 probe then the .720 column would show two counts. If the two tapes were collected with different probe sizes, the respective probe size columns would receive one count each.

END

Palisades Unit 1

CPAL1-A /2530 Inspection: July-95

Hot & Cold Legs

Indication	Most Severe Indication Per Tube			Most Severe Indication Per Tube Leg				All Final Indications (Includes Multiple Tests)							
	Cum.	Incr.	Cum. Rep.	Cumulative		Incremental		Cum. Reportable		Cumulative		Incremental		Cum. Reportable	
				Hot	Cold	Hot	Cold	Hot	Cold	Hot	Cold	Hot	Cold	Hot	Cold
UDS															
PLP															
NQI															
DRI															
0															
DSI															
<40															
DI															
PI															
WAR											4				
1-19	27			26	1					42	1				
* 20-29	5		5	5				5		6				6	
* 30-39															
* 40-49															
* 50-59															
* 60-69															
* 70-79															
* 80-89															
* 90-99															
* 100															
SQR															
SAI															
MAI															
SCI															
MCI															
Total	32	0	5	31	1	0	0	5	0	52	1	0	0	6	0

Incremental reflects data since the last shift report only. *Final* indications exclude multiple tests.

* Reportable indication

Palisades Unit 1

CPAL1-A /2530 Inspection: July-95

Hot & Cold Legs

	03H	05H	DBH	VS1	VS2	VS4	VS6	VS7	DBC	03C
WAR				4						
1-19	1	1	3	6	2	13	5	7	4	1
20-29						1	4	1		

Palisades Unit 1

CPAL1-A /2530 Inspection: July-95

Hot & Cold Legs

610 RPC

WAR 4

1-19 43

20-29 6

Palisades Unit 1

CPAL1-A /2530 Inspection: July-95

Hot & Cold Legs

	590	610	RPC
NDD	31	1565	2001
DNT	1	74	
BLG		1	
DSN		1	
OBS		16	
RBD	1	11	42
TNT		1	1
TIU		1	
INF	1	1	
INR		1	
MBM	6	57	3
MMB		2	
WAR			4
1-19		43	
20-29		6	

SG - A INDICATIONS WITH ALL HISTORY

Palisades Unit 1

CPAL1-A/2530

INSPECTION: July-95

17-Jul-95 15:39

DATE	ROW	COL	CEB	CEE	PROBE	IND	LOC	INCH1	INCH2	CHAN	VOLTS	DEG	TAPE	COMMENTS
	2	11	DBH	TEH	610-EB	13	05H	.03	.00	1	.72	160	38	
	99	26	TEC	TEH	610-EB	8	VS4	-1.07	.00	11	.72		37	
	42	41	TEC	TEH	610-EB	11	VS4	.80	.00	11	1.13		12	
	48	41	TEC	TEH	610-EB	12	VS4	-.94	.00	11	1.17		12	
	15	46	TEC	TEH	610-EB	18	03H	-.03	.00	9	.44	136	7	
93-Jun	15	46	TEC	TEH	610-EB		DIN 03H	-.09	.00	M1	.32	85	7	RESULT OF LEAD ANALYST RESOLUTION
93-Jun	15	46	TSH	TSH	RPC-ER		NDD			1			36	RESULT OF DISCREPANCY RESOLUTION
93-Jun	15	46	03H	03H	RPC-ER		NDD			1			36	
92-Mar	15	46	TEH	TEC	610-EB	30	03H	.00	.00	M1	.68	132	32	
90-Apr	15	46	TEC	TEH	610- A	22	03H	.00	.00	M1			99	
	95	52	TEC	TEH	610-EB	18	VS4	.95	.00	11	1.58		26	
	95	52	TEC	TEH	610-EB	24	VS6	.83	.00	11	2.34		26	
	95	52	TEC	TEH	610-EB	16	VS6	-.97	.00	11	1.37		26	
93-Jun	95	52	TEC	TEH	610-EB		PI VS4	-.88	.00	M1	.35	74	6	RESULT OF LEAD ANALYST RESOLUTION
93-Jun	95	52												RETEST TEST WITH WEAR SCAR STANDARD IN-LINE
93-Jun	95	52	TEC	TEH	610-EB	23	VS4	-1.01	.00	M2	.56		33	
93-Jun	95	52	TEC	TEH	610-EB	17	VS6	-1.02	.00	M2	.29		33	
93-Jun	95	52	TEC	TEH	610-EB	26	VS6	.84	.00	M2	.79		33	
93-Jun	95	52	TSH	TSH	RPC-ER		NDD			1			36	
	46	53	TEC	TEH	610-EB	13	VS4	.60	.00	11	1.24		6	
	70	53	TEC	TEH	610-EB	9	03C	.06	.00	1	.44	161	6	

DATE	ROW	COL	CEB	CEE	PROBE	IND	LOC	INCH1	INCH2	CHAN	VOLTS	DEG	TAPE	COMMENTS
------	-----	-----	-----	-----	-------	-----	-----	-------	-------	------	-------	-----	------	----------

SG - A INDICATIONS WITH ALL HISTORY

Palisades Unit 1

CPAL1-A/2530

INSPECTION: July-95

17-Jul-95 15:39

DATE	ROW	COL	CEB	CEE	PROBE	IND	LOC	INCH1	INCH2	CHAN	VOLTS	DEG	TAPE	COMMENTS
	135	66	TEC	TEH	610-EB	9	VS1	.36	.00	11	.69	33		
	135	66	TEC	TEH	610-EB	13	VS2	.98	.00	11	1.09	33		
	135	66	TEC	TEH	610-EB	24	VS6	.69	.00	11	2.51	33		
92-Mar	135	66	TEH	TEC	610-EB		NDD			1		20		
	134	67	TEC	TEH	610-EB	12	VS4	.93	.00	11	.95	34		
	134	67	TEC	TEH	610-EB	11	VS7	.96	.00	11	.90	34		
	134	67	TEC	TEH	610-EB	10	VS7	.99	.00	11	.77	34		
	134	69	TEC	TEH	610-EB	13	VS7	.96	.00	11	1.13	34		
	135	72	TEC	TEH	610-EB	9	VS1	.96	.00	11	.73	34		
	135	72	TEC	TEH	610-EB	10	VS1	1.11	.00	11	.81	34		
93-Jun	135	72	TEC	TEH	610-EB		NDD			1		10		
	137	72	TEC	TEH	610-EB	8	VS6	.56	.00	11	.64	33		
	130	73	TEC	TEH	610-EB	10	VS7	.83	.00	11	.84	34		
	138	75	TEC	TEH	610-EB	8	DBH	2.05	.00	11	.63	33		
	136	77	TEC	TEH	610-EB	12	DBC	1.65	.00	11	.87	11		
	136	77	TEC	TEH	610-EB	12	DBC	1.71	.00	11	.96	26		
	138	77	TEC	TEH	610-EB	24	VS6	1.01	.00	11	2.58	11		
	138	77	TEC	TEH	610-EB	29	VS7	.68	.00	11	3.21	11		
	138	77	TEC	TEH	610-EB	14	VS7	.95	.00	11	1.35	11		
	138	77	TEC	TEH	610-EB	14	DBC	1.64	.00	11	1.06	11		
	133	78	TEC	TEH	610-EB	15	VS1	.03	.00	11	1.28	34		

DATE	ROW	COL	CEB	CEE	PROBE	IND	LOC	INCH1	INCH2	CHAN	VOLTS	DEG	TAPE	COMMENTS
------	-----	-----	-----	-----	-------	-----	-----	-------	-------	------	-------	-----	------	----------

Palisades Unit 1

CPAL1-A/2530

INSPECTION: July-95

17-Jul-95 15:39

DATE	ROW	COL	CEB	CEE	PROBE	IND	LOC	INCH1	INCH2	CHAN	VOLTS	DEG	TAPE	COMMENTS
	133	78	TEC	TEH	610-EB	10	VS4	.80	.00	11	.80		34	
92-Mar	133	78	TEH	TEC	610-EB		NDD						20	
	135	78	TEC	TEH	610-EB	14	VS6	.79	.00	11	1.22		33	
	137	78	TEC	TEH	610-EB	7	VS4	1.08	.00	11	.57		33	
	137	78	TEC	TEH	610-EB	9	VS4	.76	.00	11	.76		33	
93-Jun	137	78	TEC	TEH	610-EB		NDD						11	
	138	79	TEC	TEH	610-EB	9	DBH	2.32	.00	11	.71		34	
	138	81	TEC	TEH	610-EB	8	DBH	1.99	.00	11	.62		34	
	138	81	TEC	TEH	610-EB	9	VS6	1.09	.00	11	.72		34	
	138	81	TEC	TEH	610-EB	18	VS6	.53	.00	11	1.60		34	
	138	85	TEC	TEH	610-EB	7	DBC	-1.53	.00	11	.57		34	
	138	91	TEC	TEH	610-EB	10	VS7	29.40	.00	11	.75		34	
93-Jun	138	91	TEC	TEH	610-EB		NDD						34	
	132	93	TEC	TEH	610-EB	11	VS1	.84	.00	11	.94		33	
	136	95	TEC	TEH	610-EB	21	VS6	.97	.00	11	2.20		13	
	136	95	TEC	TEH	610-EB	12	VS7	.85	.00	11	1.20		13	
93-Jun	136	95	TEC	TEH	610-EB		PI VS6	.73	.00	M1	.75	106	12	RESULT OF DISCREPANCY RESOLUTION
93-Jun	136	95												RETEST - TEST WITH WEAR SCAR STANDARD IN-LINE
93-Jun	136	95	TEC	TEH	610-EB		PI VS7	.84	.00	M1	.45	160	12	RESULT OF DISCREPANCY RESOLUTION
93-Jun	136	95	TEC	TEH	610-EB	23	VS6	.86	.00	M2	.56		33	
93-Jun	136	95	TEC	TEH	610-EB	17	VS7	.60	.00	M2	.29		33	RESULT OF DISCREPANCY RESOLUTION

DATE	ROW	COL	CEB	CEE	PROBE	IND	LOC	INCH1	INCH2	CHAN	VOLTS	DEG	TAPE	COMMENTS
------	-----	-----	-----	-----	-------	-----	-----	-------	-------	------	-------	-----	------	----------

DATE	ROW	COL	CEB	CEE	PROBE	IND	LOC	INCH1	INCH2	CHAN	VOLTS	DEG	TAPE	COMMENTS
	93	104	TEC	TEH	610-EB	14	VS4	.82	.00	11	1.29		15	
	98	107	TEC	TEH	610-EB	10	VS2	.56	.00	11	.92		15	
	113	110	TEC	TEH	610-EB	24	VS4	-1.07	.00	11	2.61		15	
93-Jun	113	110	TEC	TEH	610-EB	PI	VS4	-1.05	.00	M1	.88	88	16	RESULT OF LEAD ANALYST RESOLUTION
93-Jun	113	110												RETEST - TEST WITH WEAR SCAR STANDARD IN-LINE
93-Jun	113	110	TEC	TEH	610-EB	25	VS4	.96	.00	M2	.73		33	
	126	113	TEC	TEH	610-EB	11	VS1	.79	.00	11	1.01		15	
	126	113	TEC	TEH	610-EB	7	VS4	.94	.00	11	.63		15	
	93	130	TEC	TEH	610-EB	14	VS4	.84	.00	11	1.38		21	
93-Jun	93	130	TEC	TEH	610-EB	PI	VS4	.95	.00	M1	.72	117	19	RESULT OF LEAD ANALYST RESOLUTION
93-Jun	93	130												RETEST - TEST WITH WEAR SCAR STANDARD IN-LINE
93-Jun	93	130	TEC	TEH	610-EB	24	VS4	.84	.00	M2	.62		33	
	98	137	TEC	TEH	610-EB	12	VS4	.78	.00	11	1.03		22	

DATE	ROW	COL	CEB	CEE	PROBE	IND	LOC	INCH1	INCH2	CHAN	VOLTS	DEG	TAPE	COMMENTS
------	-----	-----	-----	-----	-------	-----	-----	-------	-------	------	-------	-----	------	----------

DATE	ROW	COL	CEB	CEE	PROBE	IND	LOC	INCH1	INCH2	CHAN	VOLTS	DEG	TAPE	COMMENTS
	99	26	TEC	TEH	610-EB	8	VS4	-1.07	.00	11	.72		37	
	42	41	TEC	TEH	610-EB	11	VS4	-.80	.00	11	1.13		12	
	48	41	TEC	TEH	610-EB	12	VS4	-.94	.00	11	1.17		12	
	95	52	TEC	TEH	610-EB	18	VS4	-.95	.00	11	1.58		26	
	95	52	TEC	TEH	610-EB	24	VS6	.83	.00	11	2.34		26	
	95	52	TEC	TEH	610-EB	16	VS6	-.97	.00	11	1.37		26	
93-Jun	95	52	TEC	TEH	610-EB	PI	VS4	-.88	.00	M1	35	74	6	RESULT OF LEAD ANALYST RESOLUTION
93-Jun	95	52												RETEST - TEST WITH WEAR SCAR STANDARD IN-LINE
93-Jun	95	52	TEC	TEH	610-EB	23	VS4	-1.01	.00	M2	.56		33	
93-Jun	95	52	TEC	TEH	610-EB	17	VS6	-1.02	.00	M2	.29		33	
93-Jun	95	52	TEC	TEH	610-EB	26	VS6	.84	.00	M2	.79		33	
93-Jun	95	52	TSH	TSH	RPC-ER		NDD						36	
	46	53	TEC	TEH	610-EB	13	VS4	-.60	.00	11	1.24		6	
	135	66	TEC	TEH	610-EB	9	VS1	-.36	.00	11	.69		33	
	135	66	TEC	TEH	610-EB	13	VS2	.98	.00	11	1.09		33	
	135	66	TEC	TEH	610-EB	24	VS6	-.69	.00	11	2.51		33	
92-Mar	135	66	TEH	TEC	610-EB		NDD						20	
	134	67	TEC	TEH	610-EB	12	VS4	-.93	.00	11	.95		34	
	134	67	TEC	TEH	610-EB	11	VS7	.96	.00	11	.90		34	
	134	67	TEC	TEH	610-EB	10	VS7	.99	.00	11	.77		34	
	134	69	TEC	TEH	610-EB	13	VS7	.96	.00	11	1.13		34	

DATE	ROW	COL	CEB	CEE	PROBE	IND	LOC	INCH1	INCH2	CHAN	VOLTS	DEG	TAPE	COMMENTS
------	-----	-----	-----	-----	-------	-----	-----	-------	-------	------	-------	-----	------	----------

SG - A U-BEND/SQUARE BEND INDICATIONS WITH ALL HISTORY

Palisades Unit 1

CPAL1-A/2530

INSPECTION: July-95

17-Jul-95 14:21

DATE	ROW	COL	CEB	CEE	PROBE	IND	LOC	INCH1	INCH2	CHAN	VOLTS	DEG	TAPE	COMMENTS
	135	72	TEC	TEH	610-EB	9	VS1	.96	.00	11	.73		34	
	135	72	TEC	TEH	610-EB	10	VS1	1.11	.00	11	.81		34	
93-Jun	135	72	TEC	TEH	610-EB		NDD				1		10	
	137	72	TEC	TEH	610-EB	8	VS6	.56	.00	11	.64		33	
	130	73	TEC	TEH	610-EB	10	VS7	.83	.00	11	.84		34	
	138	75	TEC	TEH	610-EB	8	DBH	2.05	.00	11	.63		33	
	136	77	TEC	TEH	610-EB	12	DBC	1.65	.00	11	.87		11	
	136	77	TEC	TEH	610-EB	12	DBC	1.71	.00	11	.96		26	
	138	77	TEC	TEH	610-EB	24	VS6	1.01	.00	11	2.56		11	
	138	77	TEC	TEH	610-EB	29	VS7	.68	.00	11	3.21		11	
	138	77	TEC	TEH	610-EB	14	VS7	.95	.00	11	1.35		11	
	138	77	TEC	TEH	610-EB	14	DBC	1.64	.00	11	1.06		11	
	133	78	TEC	TEH	610-EB	15	VS1	.03	.00	11	1.28		34	
	133	78	TEC	TEH	610-EB	10	VS4	.80	.00	11	.80		34	
92-Mar	133	78	TEH	TEC	610-EB		NDD				1		20	
	135	78	TEC	TEH	610-EB	14	VS6	.79	.00	11	1.22		33	
	137	78	TEC	TEH	610-EB	7	VS4	1.08	.00	11	.57		33	
	137	78	TEC	TEH	610-EB	9	VS4	.76	.00	11	.76		33	
93-Jun	137	78	TEC	TEH	610-EB		NDD				1		11	
	138	79	TEC	TEH	610-EB	9	DBH	2.32	.00	11	.71		34	
DATE	ROW	COL	CEB	CEE	PROBE	IND	LOC	INCH1	INCH2	CHAN	VOLTS	DEG	TAPE	COMMENTS

SG - A U-BEND/SQUARE BEND INDICATIONS WITH ALL HISTORY

Palisades Unit 1

CPAL1-A/2530

INSPECTION: July-95

17-Jul-95 14:21

DATE	ROW	COL	CEB	CEE	PROBE	IND	LOC	INCH1	INCH2	CHAN	VOLTS	DEG	TAPE	COMMENTS
	138	81	TEC	TEH	610-EB	8	DBH	1.99	.00	11	.62		34	
	138	81	TEC	TEH	610-EB	9	VS6	1.09	.00	11	.72		34	
	138	81	TEC	TEH	610-EB	18	VS6	.53	.00	11	1.60		34	
	138	85	TEC	TEH	610-EB	7	DBC	-1.53	.00	11	.57		34	
	138	91	TEC	TEH	610-EB	10	VS7	29.40	.00	11	.75		34	
93-Jun	138	91	TEC	TEH	610-EB		NDD						34	
	132	93	TEC	TEH	610-EB	11	VS1	.84	.00	11	.94		33	
	136	95	TEC	TEH	610-EB	21	VS6	.97	.00	11	2.20		13	
	136	95	TEC	TEH	610-EB	12	VS7	.85	.00	11	1.20		13	
93-Jun	136	95	TEC	TEH	610-EB		PI VS6	.73	.00	M1	.75	106	12	RESULT OF DISCREPANCY RESOLUTION
93-Jun	136	95												RETEST - TEST WITH WEAR SCAR STANDARD IN-LINE
93-Jun	136	95	TEC	TEH	610-EB		PI VS7	.84	.00	M1	.45	160	12	RESULT OF DISCREPANCY RESOLUTION
93-Jun	136	95	TEC	TEH	610-EB	23	VS6	.86	.00	M2	.56		33	
93-Jun	136	95	TEC	TEH	610-EB	17	VS7	.60	.00	M2	.29		33	RESULT OF DISCREPANCY RESOLUTION
	93	104	TEC	TEH	610-EB	14	VS4	.82	.00	11	1.29		15	
	98	107	TEC	TEH	610-EB	10	VS2	.56	.00	11	.92		15	
	113	110	TEC	TEH	610-EB	24	VS4	-1.07	.00	11	2.61		15	
93-Jun	113	110	TEC	TEH	610-EB		PI VS4	1.05	.00	M1	.88	88	16	RESULT OF LEAD ANALYST RESOLUTION
93-Jun	113	110												RETEST - TEST WITH WEAR SCAR STANDARD IN-LINE
93-Jun	113	110	TEC	TEH	610-EB	25	VS4	.96	.00	M2	.73		33	
	126	113	TEC	TEH	610-EB	11	VS1	.79	.00	11	1.01		15	
	126	113	TEC	TEH	610-EB	7	VS4	.94	.00	11	.63		15	

DATE	ROW	COL	CEB	CEE	PROBE	IND	LOC	INCH1	INCH2	CHAN	VOLTS	DEG	TAPE	COMMENTS
------	-----	-----	-----	-----	-------	-----	-----	-------	-------	------	-------	-----	------	----------

Palisades Unit 1

CPAL1-A/2530

INSPECTION: July-95

17-Jul-95 14:21

DATE	ROW	COL	CEB	CEE	PROBE	IND	LOC	INCH1	INCH2	CHAN	VOLTS	DEG	TAPE	COMMENTS
	93	130	TEC	TEH	610-EB	14	VS4	.84	.00	11	1.38		21	
93-Jun	93	130	TEC	TEH	610-EB	PI	VS4	.95	.00	M1	.72	117	19	RESULT OF LEAD ANALYST RESOLUTION
93-Jun	93	130												RETEST - TEST WITH WEAR SCAR STANDARD IN-LINE
93-Jun	93	130	TEC	TEH	610-EB	24	VS4	.84	.00	M2	.62		33	

	98	137	TEC	TEH	610-EB	12	VS4	.78	.00	11	1.03		22	
--	----	-----	-----	-----	--------	----	-----	-----	-----	----	------	--	----	--

SG - A ALL DATA FOR FREESPAN RPC TESTS

Palisades Unit 1

CPAL1-A/2530

INSPECTION: July-95

17-Jul-95 14:25

DATE	ROW	COL	CEB	CEE	PROBE	IND	LOC	INCH1	INCH2	CHAN	VOLTS	DEG	TAPE	COMMENTS
	129	58	02H	02H	620-B	MBM	02H	86	00	4	1.20	153	67	
93-Jun	129	58	TEC	TEH	610-EB	24	02H	97	00	M1	35	122	24	RESULT OF LEAD ANALYST RESOLUTION
93-Jun	129	58	TEC	TEH	610-EB	24	02H	82	00	M1	38	118	25	RESULT OF DISCREPANCY RESOLUTION

DATE	ROW	COL	CEB	CEE	PROBE	IND	LOC	INCH1	INCH2	CHAN	VOLTS	DEG	TAPE	COMMENTS
------	-----	-----	-----	-----	-------	-----	-----	-------	-------	------	-------	-----	------	----------

Palisades Unit 1

CPAL1-A/2530

INSPECTION: July 95

17-Jul-95 14:24

DATE	ROW	COL	CEB	CEE	PROBE	IND	LOC	INCH1	INCH2	CHAN	VOLTS	DEG	TAPE	COMMENTS
	28	5	DBH	DBH	580- B MBM DBH			.90	.00	2	1.06	149	70	
90-Apr	28	5	TEC	TEH	610- A MBM 03C			20.80	.00	1			99	
90-Apr	28	5	TEC	TEH	610- A MBM DBH			-3.10	.00	1			99	
90-Apr	28	5	TEC	TEH	610- A MBM 05H			15.80	.00	1			99	
90-Apr	28	5	TEC	TEH	610- A MBM 05H			14.80	.00	1			99	
90-Apr	28	5	TEC	TEH	610- A MBM 03H			20.60	.00	1			99	
	138	75	DBH	DBH	580- B WAR DBH			1.67	.00	2	4.48	167	70	
	138	75	DBH	DBH	580- B WAR DBH			-3.54	.00	3	16.01	171	70	
	138	79	DBH	DBH	580- B WAR DBH			2.05	.00	2	6.22	161	70	
	138	81	DBH	DBH	580- B WAR DBH			1.81	.00	2	6.52	164	70	

DATE	ROW	COL	CEB	CEE	PROBE	IND	LOC	INCH1	INCH2	CHAN	VOLTS	DEG	TAPE	COMMENTS
	28	5	TEC	TEH	610-EB	MBM	03H	24.68	.00	1	28	147	38	
	28	5	TEC	TEH	610-EB	MBM	03H	21.44	.00	1	29	135	38	
	28	5	TEC	TEH	610-EB	MBM	05H	16.76	.00	1	28	175	38	
	28	5	TEC	TEH	610-EB	MBM	DBH	.54	.00	1	33	159	38	
	28	5	TEC	TEH	610-EB	MBM	DBC	1.80	.00	1	68	165	38	
	28	5	DBH	DBH	580- B	MBM	DBH	.90	.00	2	106	149	70	
90-Apr	28	5	TEC	TEH	610- A	MBM	03C	20.80	.00	1			99	
90-Apr	28	5	TEC	TEH	610- A	MBM	DBH	-3.10	.00	1			99	
90-Apr	28	5	TEC	TEH	610- A	MBM	05H	15.80	.00	1			99	
90-Apr	28	5	TEC	TEH	610- A	MBM	05H	14.80	.00	1			99	
90-Apr	28	5	TEC	TEH	610- A	MBM	03H	20.60	.00	1			99	
	46	11	TEC	TEH	610-EB	MBM	TSH	4.66	.00	1	32	135	37	
90-Apr	46	11	TEC	TEH	610- A	MBM	02H	31.30	.00	1			99	
	3	12	TEC	TEH	610-EB	MBM	01C	2.29	.00	1	43	139	37	
	3	12	TEC	TEH	610-EB	MBM	01C	22.64	.00	1	42	143	37	
	3	12	TEC	TEH	610-EB	MBM	01C	28.40	.00	1	58	159	37	
93-Jun	3	12	TEC	TEH	580-EB	MBM	01C	2.61	.00	1	49	139	28	
93-Jun	3	12	TEC	TEH	610-EB	NDD				1			35	RESULT OF DISCREPANCY RESOLUTION
92-Mar	3	12	TEH	TEC	610-EB	34	01C	2.37	.00	3	57	135	26	
90-Apr	3	12	05C	TEC	610- A	31	01C	1.30	.00	1			99	
90-Apr	3	12	TEC	TEH	610- A	MBM	01C	24.50	.00	1			99	
90-Apr	3	12	TEC	TEH	610- A	MBM	01C	30.50	.00	1			99	
	27	14	TEC	TEH	610-EB	MBM	01C	15.47	.00	1	29	38	41	
	44	15	TEC	TEH	610-EB	MBM	01H	-1.74	.00	1	37	147	37	
93-Jun	44	15	TEC	TEH	610-EB	MBM	01H	-1.83	.00	1	40	135	34	RESULT OF DISCREPANCY RESOLUTION
92-Mar	44	15	TEH	TEC	610-EB	15	TSH	26.12	.00	3	64	150	22	RESULT OF DISCREPANCY RESOLUTION
90-Apr	44	15	TEC	TEH	610- A	24	01H	-2.80	.00	1			99	
	59	18	TEC	TEH	610-EB	MBM	04H	26.41	.00	1	31	135	37	

DATE	ROW	COL	CEB	CEE	PROBE	IND	LOC	INCH1	INCH2	CHAN	VOLTS	DEG	TAPE	COMMENTS
------	-----	-----	-----	-----	-------	-----	-----	-------	-------	------	-------	-----	------	----------

DATE	ROW	COL	CEB	CEE	PROBE	IND	LOC	INCH1	INCH2	CHAN	VOLTS	DEG	TAPE	COMMENTS
93-Jun	59	18	TEC	TEH	610-EB	MBM	04H	26.24	.00	1	.19	141	32	RESULT OF DISCREPANCY RESOLUTION
92-Mar	59	18	TEH	TEC	610-EB	34	04H	26.44	.00	3	.49	135	23	
90-Apr	59	18	TEC	TEH	610- A	31	04H	25.10	.00	1			99	
=====														
	3	26	TEC	TEH	610-EB	MBM	02H	32.93	.00	1	.27	151	37	
=====														
	17	26	TEC	TEH	610-EB	MBM	04H	31.84	.00	1	.45	146	37	
93-Jun	17	26	TEC	TEH	610-EB	NDD				1			31	
92-Mar	17	26	TEH	TEC	610-EB	21	04H	32.99	.00	3	.67	145	21	
90-Apr	17	26	TEC	TEH	610- A	30	04H	31.00	.00	1			99	
=====														
	47	26	TEC	TEH	610-EB	MBM	06H	2.49	.00	1	.46	152	38	
=====														
	28	29	TEC	TEH	610-EB	MBM	03C	11.30	.00	1	.31	118	40	
93-Jun	28	29	TEC	TEH	610-EB	DNT	VS4	.00	.00	M1	5.63	180	31	
92-Mar	28	29	TEH	TEC	610-EB	18	03C	11.34	.00	3	.44	147	21	
90-Apr	28	29	TEC	TEH	610- A	24	03C	10.31	.00	1			99	
=====														
	30	29	TEC	TEH	610-EB	MBM	04C	12.40	.00	1	.43	153	40	
90-Apr	30	29	TEC	TEH	610- A	MBM	04C	11.00	.00	1			99	
=====														
	33	32	TEC	TEH	610-EB	MBM	04H	17.38	.00	1	1.05	160	40	
90-Apr	33	32	TEC	TEH	610- A	MBM	04H	16.30	.00	1			99	
=====														
	4	35	TEC	TEH	610-EB	MBM	TSH	20.93	.00	1	.33	120	40	
=====														
	48	35	TEC	TEH	610-EB	MBM	01C	31.65	.00	1	.76	20	40	
=====														
	58	41	TEC	TEH	610-EB	MBM	02H	16.74	.00	1	.61	166	12	
90-Apr	58	41	TEC	TEH	610- A	MBM	02H	15.80	.00	1			99	
=====														
DATE	ROW	COL	CEB	CEE	PROBE	IND	LOC	INCH1	INCH2	CHAN	VOLTS	DEG	TAPE	COMMENTS

DATE	ROW	COL	CEB	CEE	PROBE	IND	LOC	INCH1	INCH2	CHAN	VOLTS	DEG	TAPE	COMMENTS
	21	44	TEC	TEH	610-EB	MBM	03C	10.10	.00	1	80	158	11	
90-Apr	21	44	TEC	TEH	610-	A	MBM 03C	8.60	.00	1			99	
	18	47	TEC	TEH	610-EB	MBM	01H	34.99	.00	1	.22	144	7	
	18	47	TEC	TEH	610-EB	MBM	02H	16.60	.00	1	.23	99	7	
	18	47	TEC	TEH	610-EB	MBM	02H	33.17	.00	1	.18	90	7	
	18	47	TEC	TEH	610-EB	MBM	03H	18.54	.00	1	.23	35	7	
	18	47	TEC	TEH	610-EB	MBM	03H	17.83	.00	1	.25	70	7	
	18	47	TEC	TEH	610-EB	MBM	02C	34.11	.00	1	.22	119	7	
90-Apr	18	47	TEC	TEH	610-	A	MBM 02C	33.20	.00	1			99	
	22	47	TEC	TEH	610-EB	MBM	02H	33.19	.00	1	.22	155	7	
	59	50	TEC	TEH	610-EB	MBM	06C	3.24	.00	1	.50	139	7	
93-Jun	59	50	TEC	TEH	610-EB	NDD				1			5	
92-Mar	59	50	TEH	TEC	610-	A	19 06C	3.18	.00	3	.92	149	12	RESULT OF LEAD ANALYST RESOLUTION
90-Apr	59	50	TEC	TEH	610-	A	22 06C	2.10	.00	1			99	
	54	53	TEC	TEH	610-EB	MBM	02H	3.87	.00	1	.36	135	6	
93-Jun	54	53	TEC	TEH	610-EB	27	02H	3.90	.00	1	.31	136	6	RESULT OF LEAD ANALYST RESOLUTION
92-Mar	54	53	TEH	TEC	610-	A	25 02H	3.78	.00	3	.58	144	12	
90-Apr	54	53	TEC	TEH	610-	A	21 02H	2.72	.00	1			99	
	58	53	TEC	TEH	610-EB	MBM	03C	32.96	.00	1	.26	68	5	
	58	53	TEC	TEH	610-EB	MBM	02C	37.19	.00	1	.55	29	5	
	118	53	TEC	TEH	610-EB	MBM	07C	22.93	.00	1	.39	158	6	
	129	58	02H	02H	620-	B	MBM 02H	.86	.00	4	1.20	153	67	
93-Jun	129	58	TEC	TEH	610-EB	24	02H	.97	.00	M1	.35	122	24	RESULT OF LEAD ANALYST RESOLUTION
93-Jun	129	58	TEC	TEH	610-EB	24	02H	.82	.00	M1	.38	118	25	RESULT OF DISCREPANCY RESOLUTION

DATE	ROW	COL	CEB	CEE	PROBE	IND	LOC	INCH1	INCH2	CHAN	VOLTS	DEG	TAPE	COMMENTS
	114	59	TEC	TEH	610-EB	MBM	03C	23.30	.00	1	.67	159	6	
90-Apr	114	59	TEC	TEH	610- A	MBM	03C	22.40	.00	1			99	
	47	62	TEC	TEH	610-EB	MBM	01H	19.66	.00	1	.43	142	2	
93-Jun	47	62	TEC	TEH	610-EB	MBM	01H	19.54	.00	1	.42	147	9	RESULT OF LEAD ANALYST RESOLUTION
92-Mar	47	62	TEH	TEC	610-EB	23	01H	19.60	.00	3	.60	146	31	
90-Apr	47	62	TEC	TEH	610- A	26	01H	18.57	.00	1			99	
	56	65	TEC	TEH	610-EB	MBM	02C	16.33	.00	1	.60	150	2	
90-Apr	56	65	TEC	TEH	610- A	MBM	02C	15.10	.00	1			99	
90-Apr	56	65	TEC	TEH	610- A	BLG	TSH	.00	3.00	M1			99	
	102	65	TEC	TEH	610-EB	MBM	05H	.90	.00	1	.34	73	3	
	102	65	TEC	TEH	610-EB	MBM	06C	5.14	.00	1	.67	161	3	
90-Apr	102	65	TEC	TEH	610- A	MBM	05H	-2.00	.00	1			99	
90-Apr	102	65	TEC	TEH	610- A	MBM	06C	-4.00	.00	1			99	
	56	83	TEC	TEH	610-EB	MBM	05H	3.41	.00	1	.41	153	14	
	71	86	TEC	TEH	610-EB	MBM	TSH	3.85	.00	1	.27	69	14	
	130	91	TEC	TEH	610-EB	MBM	06H	15.09	.00	1	.18	94	33	
	130	91	TEC	TEH	610-EB	MBM	04C	25.99	.00	1	.42		33	
90-Apr	130	91	TEC	TEH	610- A	MBM	04C	25.00	.00	1			99	
	56	95	TEC	TEH	610-EB	MBM	VS5	12.26	.00	1	1.12	23	14	
	104	95	TEC	TEH	610-EB	MBM	03C	32.03	.00	1	.30	144	13	
90-Apr	104	95	TEC	TEH	610- A	MBM	03C	30.90	.00	1			99	

DATE	ROW	COL	CEB	CEE	PROBE	IND	LOC	INCH1	INCH2	CHAN	VOLTS	DEG	TAPE	COMMENTS
------	-----	-----	-----	-----	-------	-----	-----	-------	-------	------	-------	-----	------	----------

DATE	ROW	COL	CEB	CEE	PROBE	IND	LOC	INCH1	INCH2	CHAN	VOLTS	DEG	TAPE	COMMENTS
	8	107	TEC	TEH	610-EB	MBM	03H	5.39	.00	1	34	129	36	
90-Apr	8	107	TEC	TEH	610- A	MBM	02C	20.50	.00	1			99	
	103	108	TEC	TEH	610-EB	MBM	04H	1.75	.00	1	27	130	15	
93-Jun	103	108	TEC	TEH	610-EB	MBM	04H	1.86	.00	1	33	144	16	RESULT OF LEAD ANALYST RESOLUTION
93-Jun	103	108	TSH	TSH	620-ER	NDD				1			37	
92-Mar	103	108	TEH	TEC	610- A	29	04H	1.90	.00	3	50	137	14	
90-Apr	103	108	TEC	TEH	610- A	28	04H	.73	.00	M1			99	
	9	116	TEC	TEH	610-EB	MBM	TSH	17.05	.00	1	76	146	35	
90-Apr	9	116	TEC	TEH	610- A	MBM	TSH	16.40	.00	1			99	
	3	122	TEC	TEH	610-EB	MBM	01H	30.83	.00	1	14	108	26	
	58	125	TEC	TEH	610-EB	MBM	03C	17.06	.00	1	33	142	19	
	58	125	TSH	TSH	620- B	MBM	TSH	2.92	.00	4	1.11	158	67	
90-Apr	58	125	TEC	TEH	610- A	MBM	03C	15.90	.00	1			99	
90-Apr	58	125	TEC	TEH	610- A	MBM	01H	7.30	.00	1			99	
	9	128	TEC	TEH	610-EB	MMB	03C	29.44	.00	1	36	158	21	
	9	128	TEC	TEH	610-EB	MBM	TSC	24.41	.00	1	83	162	21	
	14	131	TEC	TEH	610-EB	MBM	04C	19.57	.00	1	35	141	21	
90-Apr	14	131	TEC	TEH	610- A	MBM	04C	18.40	.00	1			99	
	32	131	TEC	TEH	610-EB	MBM	05C	3.33	.00	1	29	149	19	
	34	131	TEC	TEH	610-EB	MBM	TSC	9.64	.00	1	69	23	19	
DATE	ROW	COL	CEB	CEE	PROBE	IND	LOC	INCH1	INCH2	CHAN	VOLTS	DEG	TAPE	COMMENTS

DATE	ROW	COL	CEB	CEE	PROBE	IND	LOC	INCH1	INCH2	CHAN	VOLTS	DEG	TAPE	COMMENTS
	3	134	05H	TEH	610-EB	MBM	01H	7.78	.00	1	25	158	22	
	3	134	TEC	TEH	590-EB	MBM	01H	7.51	.00	1	37	155	28	
	3	134	TEC	TEH	590-EB	MBM	01H	4.36	.00	1	40	154	28	
	3	134	TEC	TEH	590-EB	MBM	03C	30.74	.00	1	43	144	28	
	3	134	TEC	TEH	590-EB	MBM	03C	36.58	.00	1	38	159	28	
	3	134	TEC	TEH	590-EB	MBM	01C	-9.44	.00	1	22	90	28	
93-Jun	3	134	TEC	TEH	580-EB	MBM	04C	-1.09	.00	1	39	170	27	RESULT OF DISCREPANCY RESOLUTION
93-Jun	3	134	TEC	TEH	580-EB	MBM	03C	30.43	.00	1	17	131	27	RESULT OF DISCREPANCY RESOLUTION
93-Jun	3	134	TSC	TEH	610-EB	MBM	01H	7.89	.00	1	31	154	35	RESULT OF DISCREPANCY RESOLUTION
93-Jun	3	134	TSC	TEH	610-EB	MBM	06H	36.82	.00	1	39	158	35	RESULT OF DISCREPANCY RESOLUTION
93-Jun	3	134	TSC	TEH	610-EB	OBS	TEC	.00	.00	1			35	RESULT OF DISCREPANCY RESOLUTION
90-Apr	3	134	05C	TEC	610- A	MBM	03C	29.10	.00	1			99	
90-Apr	3	134	05C	TEC	610- A	MBM	04C	-1.10	.00	1			99	
90-Apr	3	134	05C	TEH	610- A	MBM	01H	6.50	.00	1			99	
=====														
	14	137	TEC	TEH	610-EB	MBM	04C	2.26	.00	1	82	161	22	
=====														
	30	143	TEC	TSH	610-EB	MBM	05C	15.83	.00	1	66	162	22	
90-Apr	30	143	TEC	TEH	610- A	MBM	04H	6.80	.00	1			99	
90-Apr	30	143	TEC	TEH	610- A	MBM	02H	27.20	.00	1			99	
=====														
	3	146	TEC	TEH	590-EB	MBM	04C	10.60	.00	1	30	156	28	
=====														
	34	161	TEC	TEH	610-EB	MBM	TSH	16.10	.00	1	37	153	25	
90-Apr	34	161	TEC	TEH	610- A	MBM	04C	3.20	.00	1			99	
=====														
DATE	ROW	COL	CEB	CEE	PROBE	IND	LOC	INCH1	INCH2	CHAN	VOLTS	DEG	TAPE	COMMENTS

SG - A BOBBIN INSPECTION AS TESTED



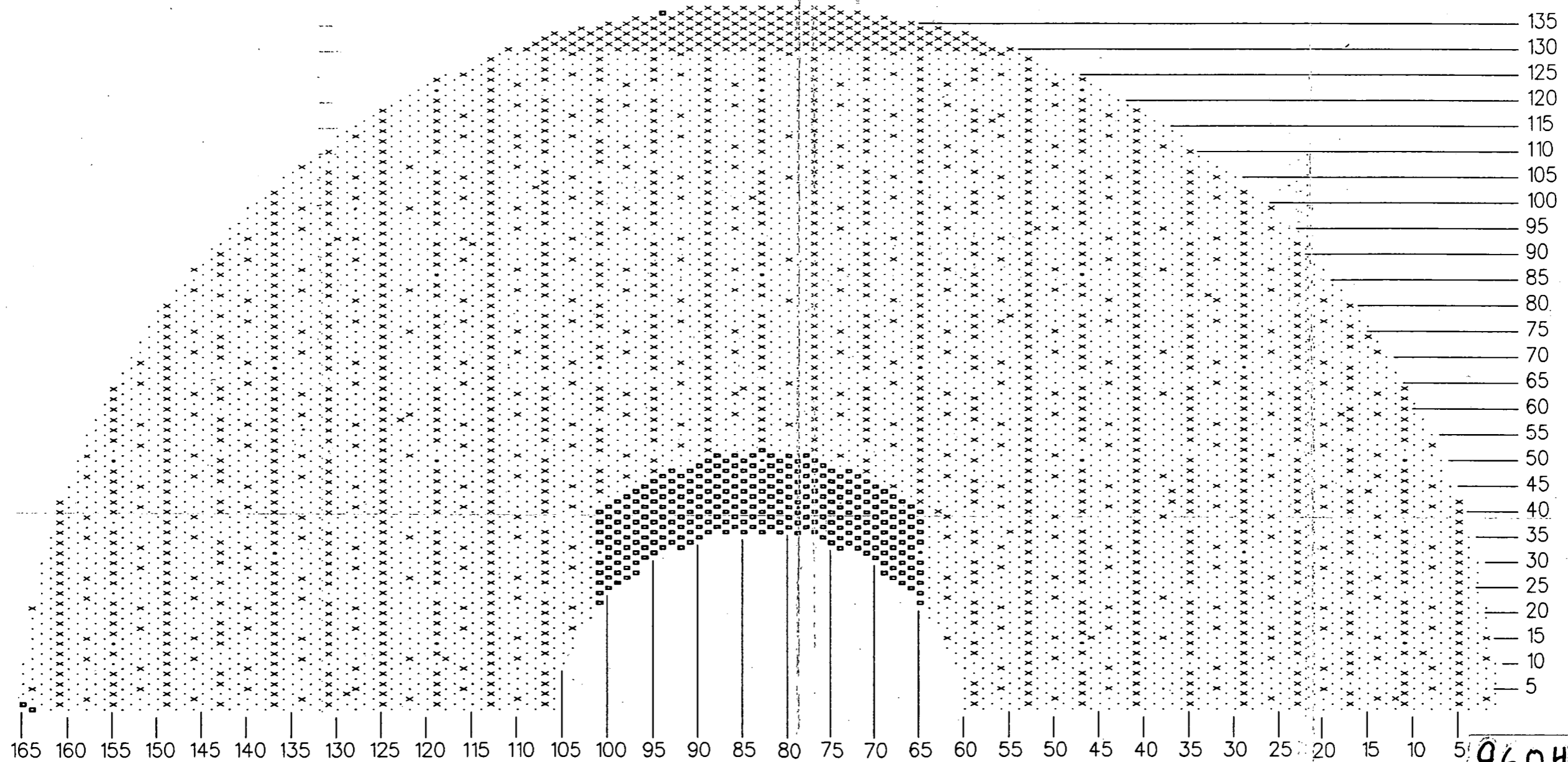
Palisades Unit 1 CPAL1-A SERIES 2530

07-14-1995 15:17 HRS. SUPERTUBIN

× : 1725 TESTED FULL LENGTH TEC-TEH
* : 25 STAY ROD
□ : 309 PLUGGED TUBE

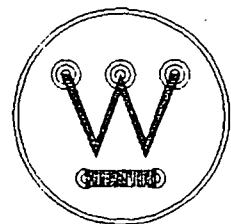
**ANSTEC
APERTURE
CARD**

Also Available on
Aperture Card



9604080240-01

SG - A TSH 3-COIL RPC AS TESTED



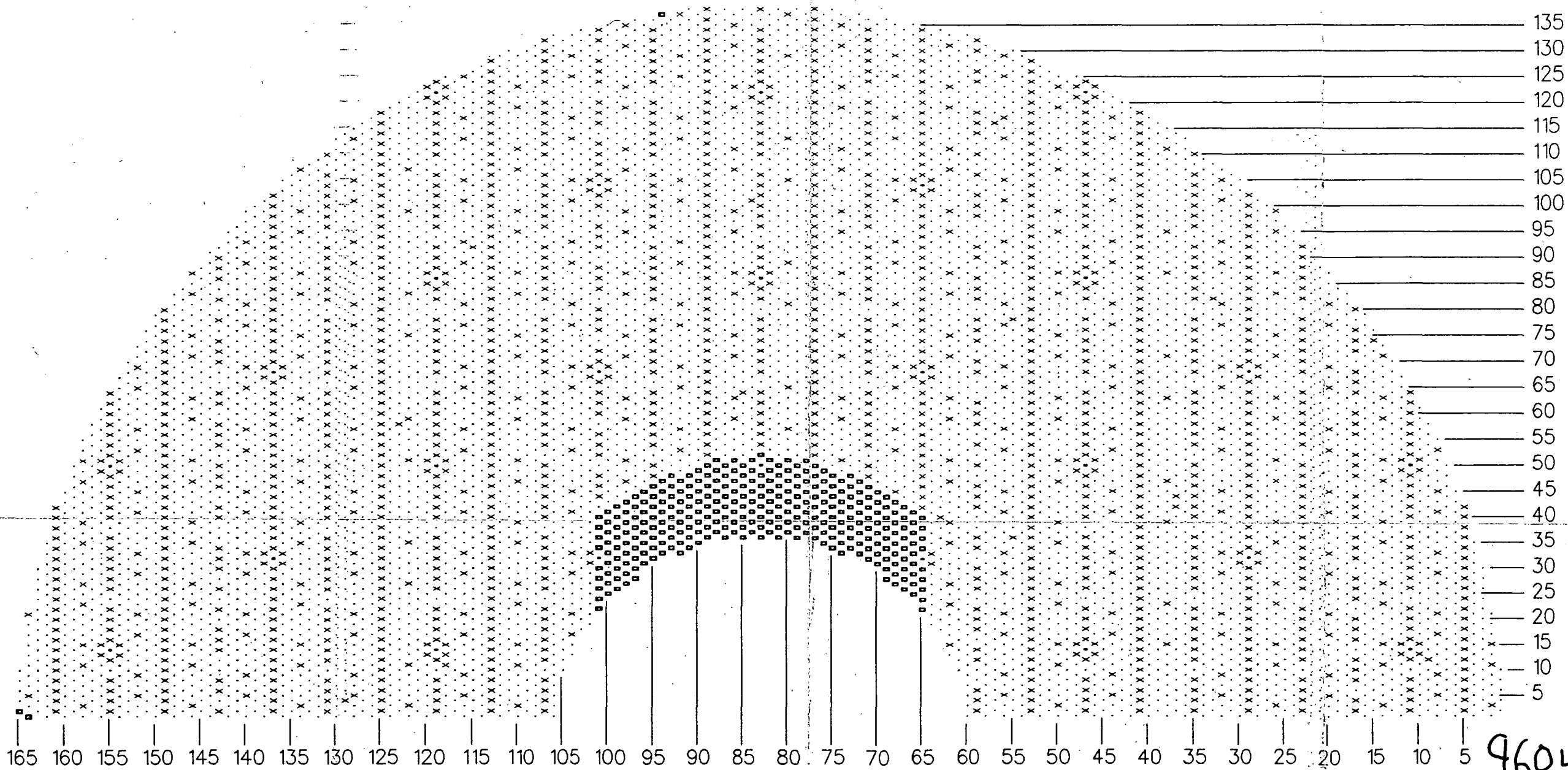
Palisades Unit 1 CPAL1-A SERIES 2530

07-14-1995 14:52 HRS. SUPERTUBIN

× : 1673 TESTED TSH +2/-2 INCHES
* : 25 STAY ROD
□ : 309 PLUGGED TUBE

**ANSTEC
APERTURE
CARD**

Also Available on
Aperture Card



9604080240-02

SG - A PLUS POINT RPC AS TESTED



Palisades Unit 1 CPAL1-A SERIES 2530

07-14-1995 15:44 HRS. SUPERTUBIN

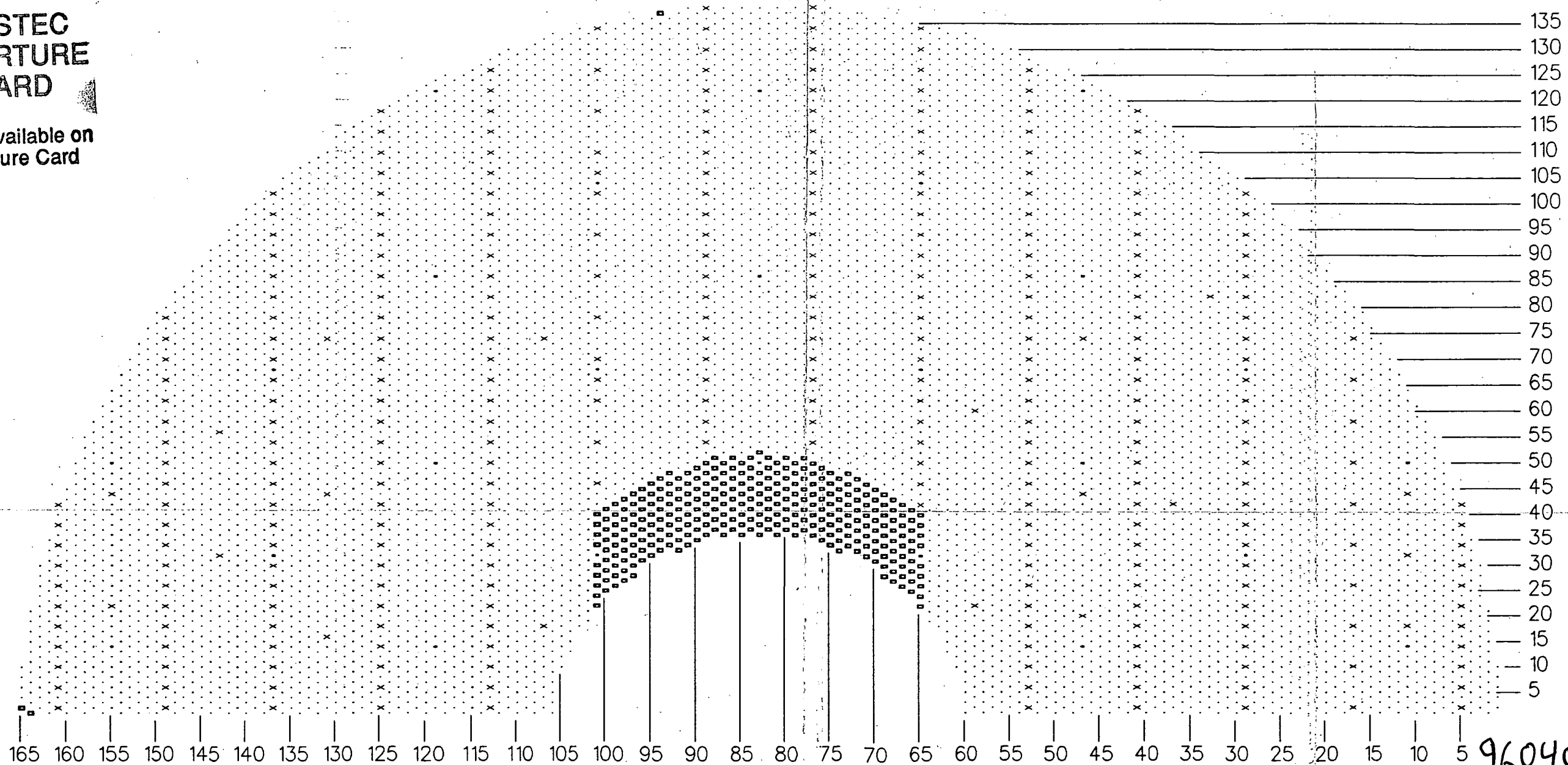
× : 329 TESTED TSH +2/-2 INCHES

* : 25 STAY ROD

□ : 309 PLUGGED TUBE

**ANSTEC
APERTURE
CARD**

Also Available on
Aperture Card



9604080240-03

SG - A U-BEND RPC AS TESTED



Palisades Unit 1 CPAL1-A SERIES 2530

07-14-1995 16:12 HRS. SUPERTUBIN

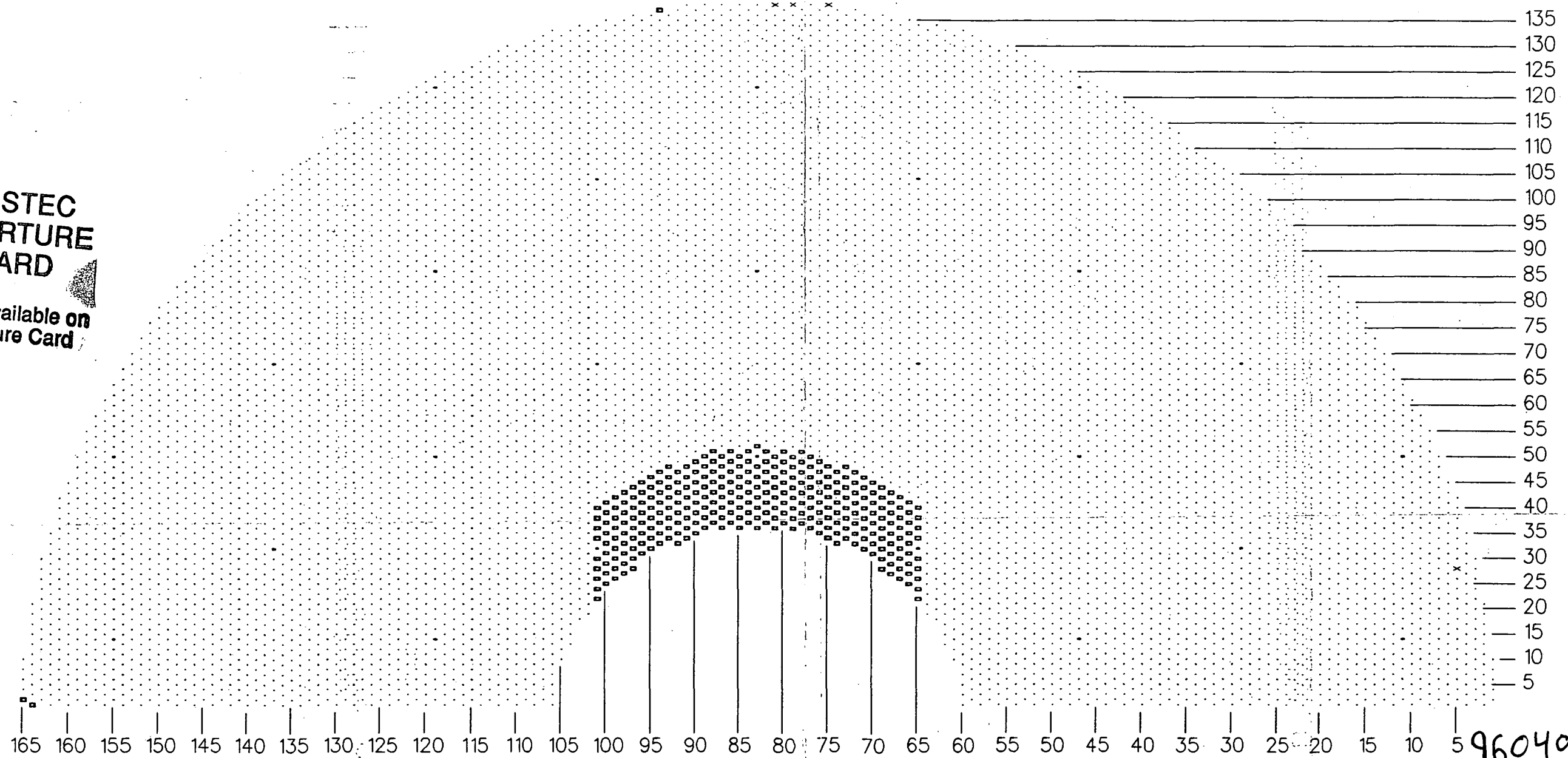
× : 4 TESTED DBH +3.5/-1.5 INCHES

* : 25 STAY ROD

□ : 309 PLUGGED TUBE

ANSTEC
APERTURE
CARD

Also Available on
Aperture Card



96040802 40-04

Palisades Unit 1 - Outage 3 - 07/05/1995 - Steam Generator A

SUMMARY OF INSPECTION RESULTS

Row	Col	Plan	Begin Test	End Test	Probe	Rstr	Ind	Pct	Location	Inch 1	Inch 2	Volts	Deg	Chan	Cal	Oprt	Anlt	Party	
3	2	0	TEC +0.00	TEH +0.00	EB-610-LLMC		NDD									37	AOS	JHK	RES
3	2	12	TSH -3.73	TSH +4.01	620-MRPC-3C/52 PH		NDD									62	JWM	KPH	RES
11	2	0	TEC +0.00	TEH +0.00	EB-610-LLMC		NDD									37	AOS	JHK	RES
11	2	12	TSH -3.90	TSH +3.90	620-MRPC-3C/52 PH		NDD									62	JWM	KPH	RES
15	2	0	TEC +0.00	TEH +0.00	EB-610-LLMC		NDD									37	AOS	JHK	RES
15	2	12	TSH -4.08	TSH +3.67	620-MRPC-3C/52 PH		NDD									62	JWM	KPH	RES
2	5	0	OSH +0.00	TEH +0.00	EB-610-LLMC	RST	NDD									38	AOS	WJS	RES
2	5	9	TEC +0.00	TEH +0.00	EB-590-LLMC		NDD									43	GKW	WRH	RES
2	5	12	TSH -3.31	TSH +4.86	620-MRPC-3C/52 PH		NDD									63	JWM	KPH	RES
2	5	2	TSH -3.20	TSH +4.75	+POINT-610-115/36/S80		NDD									69	AOS	MEB	RES
4	5	0	TEC +0.00	TEH +0.00	EB-610-LLMC		NDD									37	AOS	JHK	RES
4	5	12	TSH -3.53	TSH +4.68	620-MRPC-3C/52 PH		NDD									63	JWM	KPH	RES
6	5	0	TEC +0.00	TEH +0.00	EB-610-LLMC		NDD									38	AOS	MEB	RES
6	5	12	TSH -3.95	TSH +4.33	620-MRPC-3C/52 PH		NDD									63	JWM	KPH	RES
6	5	2	TSH -3.48	TSH +4.07	+POINT-610-115/36/S80		NDD									68	AOS	MEB	RES
8	5	0	TEC +0.00	TEH +0.00	EB-610-LLMC		NDD									37	AOS	JHK	RES
8	5	12	TSH -4.27	TSH +3.45	620-MRPC-3C/52 PH		NDD									62	JWM	KPH	RES
10	5	0	TEC +0.00	TEH +0.00	EB-610-LLMC		NDD									37	AOS	JHK	RES
10	5	12	TSH -3.53	TSH +4.01	620-MRPC-3C/52 PH		NDD									62	JWM	KPH	RES
10	5	2	TSH -3.17	TSH +4.17	+POINT-610-115/36/S80		NDD									68	AOS	MEB	RES
12	5	0	TEC +0.00	TEH +0.00	EB-610-LLMC		NDD									38	AOS	MEB	RES
12	5	12	TSH -3.79	TSH +4.51	620-MRPC-3C/52 PH		NDD									63	JWM	KPH	RES
14	5	0	TEC +0.00	TEH +0.00	EB-610-LLMC		NDD									38	AOS	MEB	RES
14	5	12	TSH -4.18	TSH +4.04	620-MRPC-3C/52 PH		NDD									63	JWM	KPH	RES
14	5	2	TSH -3.60	TSH +3.79	+POINT-610-115/36/S80		NDD									69	AOS	MEB	RES
16	5	0	TEC +0.00	TEH +0.00	EB-610-LLMC		NDD									37	AOS	JHK	RES
16	5	12	TSH -3.62	TSH +4.03	620-MRPC-3C/52 PH		NDD									62	JWM	KPH	RES
18	5	0	TEC +0.00	TEH +0.00	EB-610-LLMC		NDD									37	AOS	JHK	RES
18	5	12	TSH -3.63	TSH +4.01	620-MRPC-3C/52 PH		NDD									62	JWM	KPH	RES
18	5	2	TSH -3.08	TSH +3.81	+POINT-610-115/36/S80		NDD									68	AOS	MEB	RES
20	5	12	TSH -4.55	TSH +3.69	620-MRPC-3C/52 PH		NDD									63	JWM	KPH	RES
20	5	0	TEC +0.00	TEH +0.00	EB-610-LLMC		DNT		VS4 +1.59			7.62 Vpp	176°	M1	38	AOS	WJS	RES	

Row	Col	Plan	Begin Test	End Test	Probe	Rstr	Ind	Pct	Location	Inch 1	Inch 2	Volts	Deg	Chan	Cal	Opri	Anlt	Party		
22	5	0	TEC +0.00	TEH +0.00	EB-610-LLMC		NDD									38	AOS	MEB	RES	
22	5	12	TSH -3.50	TSH +4.72	620-MRPC-3C/52 PH		NDD									63	JWM	KPH	RES	
22	5	2	TSH -3.62	TSH +3.78	+POINT-610-115/36/S80		NDD									69	AOS	MEB	RES	
24	5	12	TSH -3.80	TSH +3.84	620-MRPC-3C/52 PH		NDD									62	JWM	KPH	RES	
24	5	0	TEC +0.00	TEH +0.00	EB-610-LLMC		DNT		VS4 +0.74			5.57 Vpp	184°		M3	37	AOS	WJS	RES	
26	5	0	TEC +0.00	TEH +0.00	EB-610-LLMC		NDD									37	AOS	JHK	RES	
26	5	12	TSH -4.12	TSH +3.56	620-MRPC-3C/52 PH		NDD									62	JWM	KPH	RES	
26	5	2	TSH -3.47	TSH +3.34	+POINT-610-115/36/S80		NDD									68	AOS	MEB	RES	
28	5	12	TSH -4.27	TSH +4.63	620-MRPC-3C/52 PH		NDD									63	JWM	KPH	RES	
28	5	0	TEC +0.00	TEH +0.00	EB-610-LLMC		MBM		DBC +1.80			0.68 Vmr	165°		1	38	AOS	WJS	LAR	
28	5	0	TEC +0.00	TEH +0.00	EB-610-LLMC		MBM		DBH -0.54			0.33 Vpp	159°		1	38	AOS	WJS	LAR	
28	5	0	TEC +0.00	TEH +0.00	EB-610-LLMC		MBM		05H +16.76			0.28 Vpp	175°		1	38	AOS	WJS	LAR	
28	5	0	TEC +0.00	TEH +0.00	EB-610-LLMC		MBM		03H +24.68			0.28 Vpp	147°		1	38	AOS	WJS	LAR	
28	5	0	TEC +0.00	TEH +0.00	EB-610-LLMC		MBM		03H +21.44			0.29 Vpp	135°		1	38	AOS	WJS	LAR	
28	5	15	DBH +10.22	DBH -8.50	MB-580-MRPCFH52		MBM		DBH -0.90			1.06 Vpp	149°		0.55x83°	2	70	AOS	TEG	RES
30	5	0	TEC +0.00	TEH +0.00	EB-610-LLMC		NDD									38	AOS	MEB	RES	
30	5	12	TSH -3.82	TSH +4.54	620-MRPC-3C/52 PH		NDD									63	JWM	KPH	RES	
30	5	2	TSH -3.21	TSH +4.19	+POINT-610-115/36/S80		NDD									69	AOS	MEB	RES	
32	5	0	TEC +0.00	TEH +0.00	EB-610-LLMC		NDD									37	AOS	JHK	RES	
32	5	12	TSH -3.57	TSH +4.10	620-MRPC-3C/52 PH		NDD									62	JWM	KPH	RES	
34	5	0	TEC +0.00	TEH +0.00	EB-610-LLMC		NDD									37	AOS	JHK	RES	
34	5	12	TSH -3.91	TSH +3.77	620-MRPC-3C/52 PH		NDD									62	JWM	KPH	RES	
34	5	2	TSH -3.15	TSH +3.70	+POINT-610-115/36/S80		NDD									68	AOS	MEB	RES	
36	5	0	TEC +0.00	TEH +0.00	EB-610-LLMC		NDD									38	AOS	MEB	RES	
36	5	12	TSH -4.24	TSH +4.02	620-MRPC-3C/52 PH		NDD									63	JWM	KPH	RES	
38	5	0	TEC +0.00	TEH +0.00	EB-610-LLMC		NDD									38	AOS	MEB	RES	
38	5	12	TSH -3.93	TSH +4.35	620-MRPC-3C/52 PH		NDD									63	JWM	KPH	RES	
38	5	2	TSH -3.60	TSH +3.79	+POINT-610-115/36/S80		NDD									69	AOS	MEB	RES	
40	5	0	TEC +0.00	TEH +0.00	EB-610-LLMC		NDD									37	AOS	WJS	RES	
40	5	12	TSH -3.95	TSH +3.83	620-MRPC-3C/52 PH		NDD									62	JWM	KPH	RES	
42	5	0	TEC +0.00	TEH +0.00	EB-610-LLMC		NDD									37	AOS	JHK	RES	
42	5	12	TSH -3.89	TSH +3.92	620-MRPC-3C/52 PH		NDD									62	JWM	KPH	RES	
42	5	2	TSH -0.59	TSH +0.03	+POINT-610-115/36/S80		BDA									68	AOS	WJS	RES	
42	5	16	TSH -3.51	TSH +4.05	+POINT-610-115/36/S80		NDD									76	JWM	WRH	RES	
5	8	0	TEC +0.00	TEH +0.00	EB-610-LLMC		NDD									37	AOS	JHK	RES	
5	8	12	TSH -3.43	TSH +4.70	620-MRPC-3C/52 PH		NDD									63	JWM	TEG	RES	
9	8	0	TEC +0.00	TEH +0.00	EB-610-LLMC		NDD									37	AOS	JHK	RES	
9	8	12	TSH -3.87	TSH +3.88	620-MRPC-3C/52 PH		NDD									62	JWM	KPH	RES	
17	8	0	TEC +0.00	TEH +0.00	EB-610-LLMC		NDD									38	AOS	WJS	RES	
17	8	12	TSH -4.06	TSH +4.14	620-MRPC-3C/52 PH		NDD									63	JWM	KPH	RES	
21	8	0	TEC +0.00	TEH +0.00	EB-610-LLMC		NDD									37	AOS	JHK	RES	

Row	Col	Plan	Begin Test	End Test	Probe	Rstr	Ind	Pct	Location	Inch 1	Inch 2	Volts	Deg	Chan	Cal	Oprt	Anlt	Party	
21	8	12	TSH	-3.55	TSH	+4.20	620-MRPC-3C/52 PH	NDD								62	JWM	KPH	RES
29	8	12	TSH	-4.34	TSH	+3.99	620-MRPC-3C/52 PH	NDD								63	JWM	KPH	RES
29	8	0	TEC	+0.00	TEH	+0.00	EB-610-LLMC	DNT	VS4	-0.80		8.51 Vpp	174°	M1	38	AOS	WJS	RES	
33	8	0	TEC	+0.00	TEH	+0.00	EB-610-LLMC	NDD								37	AOS	JHK	RES
33	8	12	TSH	-3.83	TSH	+3.90	620-MRPC-3C/52 PH	NDD								62	JWM	KPH	RES
41	8	0	TEC	+0.00	TEH	+0.00	EB-610-LLMC	NDD								38	AOS	MEB	RES
41	8	12	TSH	-4.12	TSH	+4.26	620-MRPC-3C/52 PH	NDD								63	JWM	KPH	RES
45	8	0	TEC	+0.00	TEH	+0.00	EB-610-LLMC	NDD								37	AOS	JHK	RES
45	8	12	TSH	-4.19	TSH	+3.61	620-MRPC-3C/52 PH	NDD								62	JWM	KPH	RES
53	8	0	TEC	+0.00	TEH	+0.00	EB-610-LLMC	NDD								37	AOS	JHK	RES
53	8	12	TSH	-4.24	TSH	+3.66	620-MRPC-3C/52 PH	NDD								62	JWM	KPH	RES
12	9	0	TEC	+0.00	TEH	+0.00	EB-610-LLMC	NDD								37	AOS	JHK	RES
12	9	12	TSH	-4.13	TSH	+4.13	620-MRPC-3C/52 PH	NDD								62	JWM	KPH	RES
13	10	12	TSH	-3.91	TSH	+3.76	620-MRPC-3C/52 PH	NDD								62	JWM	KPH	RES
15	10	12	TSH	-3.78	TSH	+3.80	620-MRPC-3C/52 PH	NDD								62	JWM	KPH	RES
49	10	12	TSH	-4.03	TSH	+3.69	620-MRPC-3C/52 PH	NDD								62	JWM	KPH	RES
51	10	12	TSH	-9.52	TSH	+4.44	620-MRPC-3C/52 PH	NDD								62	JWM	KPH	RES
2	11	9	TEC	+0.00	TEH	+0.00	EB-590-LLMC	NDD								43	GKW	MAR	RES
2	11	12	TSH	-3.71	TSH	+4.69	620-MRPC-3C/52 PH	NDD								63	JWM	KPH	RES
2	11	0	DBH	+0.00	TEH	+0.00	EB-610-LLMC	PCT	13	OSH	+0.03	0.72 Vpp	160°	1	38	AOS	WJS	LAR	
4	11	0	TEC	+0.00	TEH	+0.00	EB-610-LLMC	NDD								37	AOS	JHK	RES
4	11	12	TSH	-4.09	TSH	+4.28	620-MRPC-3C/52 PH	NDD								63	JWM	KPH	RES
6	11	0	TEC	+0.00	TEH	+0.00	EB-610-LLMC	NDD								37	AOS	WJS	RES
6	11	12	TSH	-3.72	TSH	+4.60	620-MRPC-3C/52 PH	NDD								63	JWM	KPH	RES
8	11	0	TEC	+0.00	TEH	+0.00	EB-610-LLMC	NDD								38	AOS	MEB	RES
8	11	12	TSH	-4.41	TSH	+3.83	620-MRPC-3C/52 PH	NDD								63	JWM	KPH	RES
12	11	0	TEC	+0.00	TEH	+0.00	EB-610-LLMC	NDD								37	AOS	JHK	RES
12	11	12	TSH	-4.85	TSH	+3.42	620-MRPC-3C/52 PH	NDD								63	JWM	KPH	RES
16	11	0	TEC	+0.00	TEH	+0.00	EB-610-LLMC	NDD								38	AOS	MEB	RES
16	11	12	TSH	-3.27	TSH	+4.18	620-MRPC-3C/52 PH	NDD								62	JWM	KPH	RES
18	11	0	TEC	+0.00	TEH	+0.00	EB-610-LLMC	NDD								37	AOS	JHK	RES
18	11	12	TSH	-3.43	TSH	+4.26	620-MRPC-3C/52 PH	NDD								62	JWM	KPH	RES
18	11	2	TSH	-3.31	TSH	+4.12	+POINT-610-115/36/S80	NDD								68	AOS	MEB	RES
20	11	12	TSH	-4.05	TSH	+3.65	620-MRPC-3C/52 PH	NDD								62	JWM	KPH	RES
20	11	0	TEC	+0.00	TEH	+0.00	EB-610-LLMC	DNT	VS4	+1.39		12.89 Vpp	172°	M1	37	AOS	TEG	RES	
22	11	0	TEC	+0.00	TEH	+0.00	EB-610-LLMC	NDD								38	AOS	MEB	RES
22	11	12	TSH	-3.84	TSH	+4.51	620-MRPC-3C/52 PH	NDD								63	JWM	KPH	RES
26	11	0	TEC	+0.00	TEH	+0.00	EB-610-LLMC	BDA								37	AOS	WJS	RES
26	11	12	TSH	-3.39	TSH	+4.24	620-MRPC-3C/52 PH	NDD								62	JWM	KPH	RES
26	11	8	TEC	+0.00	TEH	+0.00	EB-610-LLMC	DNT	VS4	+0.49		7.62 Vpp	173°	M1	41	GKW	TEG	RES	
28	11	0	TEC	+0.00	TEH	+0.00	EB-610-LLMC	NDD								38	AOS	MEB	RES

Row	Col	Plan	Begin Test	End Test	Probe	Rstr	Ind	Pct	Location	Inch 1	Inch 2	Volts	Deg	Chan	Cal	Opri	Anlt	Party	
28	11	12	TSH	-4.01	TSH	+4.35			620-MRPC-3C/52 PH							63	JWM	KPH	RES
30	11	0	TEC	+0.00	TEH	+0.00			EB-610-LLMC							38	AOS	MEB	RES
30	11	12	TSH	-4.20	TSH	+4.07			620-MRPC-3C/52 PH							63	JWM	KPH	RES
32	11	0	TEC	+0.00	TEH	+0.00			EB-610-LLMC							37	AOS	JHK	RES
32	11	12	TSH	-3.55	TSH	+4.07			620-MRPC-3C/52 PH							62	JWM	KPH	RES
32	11	2	TSH	-1.40	TSH	+0.05			+POINT-610-115/36/S80							68	AOS	WJS	RES
32	11	16	TSH	-3.89	TSH	+3.69			+POINT-610-115/36/S80							76	JWM	WRH	RES
34	11	0	TEC	+0.00	TEH	+0.00			EB-610-LLMC							37	AOS	JHK	RES
34	11	12	TSH	-3.50	TSH	+4.02			620-MRPC-3C/52 PH							62	JWM	KPH	RES
36	11	0	TEC	+0.00	TEH	+0.00			EB-610-LLMC							38	AOS	MEB	RES
36	11	12	TSH	-4.60	TSH	+3.64			620-MRPC-3C/52 PH							63	JWM	KPH	RES
40	11	0	TEC	+0.00	TEH	+0.00			EB-610-LLMC							37	AOS	JHK	RES
40	11	12	TSH	-3.77	TSH	+4.39			620-MRPC-3C/52 PH							62	JWM	TEG	RES
42	11	0	TEC	+0.00	TEH	+0.00			EB-610-LLMC							38	AOS	MEB	RES
42	11	12	TSH	-3.87	TSH	+4.46			620-MRPC-3C/52 PH							63	JWM	KPH	RES
44	11	0	TEC	+0.00	TEH	+0.00			EB-610-LLMC							38	AOS	MEB	RES
44	11	12	TSH	-4.43	TSH	+3.87			620-MRPC-3C/52 PH							63	JWM	KPH	RES
44	11	2	TSH	-1.20	TSH	+1.00			+POINT-610-115/36/S80							68	AOS	WJS	RES
44	11	16	TSH	-3.66	TSH	+3.90			+POINT-610-115/36/S80							76	JWM	WRH	RES
46	11	12	TSH	-3.81	TSH	+3.88			620-MRPC-3C/52 PH							62	JWM	KPH	RES
46	11	0	TEC	+0.00	TEH	+0.00			EB-610-LLMC							37	AOS	WJS	RES
48	11	0	TEC	+0.00	TEH	+0.00			EB-610-LLMC							37	AOS	JHK	RES
48	11	12	TSH	-3.85	TSH	+3.82			620-MRPC-3C/52 PH							62	JWM	KPH	RES
52	11	12	TSH	-4.60	TSH	+3.64			620-MRPC-3C/52 PH							63	JWM	KPH	RES
54	11	0	TEC	+0.00	TEH	+0.00			EB-610-LLMC							37	AOS	JHK	RES
54	11	12	TSH	-4.28	TSH	+3.52			620-MRPC-3C/52 PH							62	JWM	KPH	RES
56	11	0	TEC	+0.00	TEH	+0.00			EB-610-LLMC							37	AOS	JHK	RES
56	11	12	TSH	-3.99	TSH	+3.75			620-MRPC-3C/52 PH							62	JWM	KPH	RES
58	11	12	TSH	-4.01	TSH	+4.38			620-MRPC-3C/52 PH							63	JWM	KPH	RES
58	11	0	TEC	+0.00	TEH	+0.00			EB-610-LLMC							38	AOS	WJS	RES
60	11	0	TEC	+0.00	TEH	+0.00			EB-610-LLMC							38	AOS	MEB	RES
60	11	12	TSH	-3.96	TSH	+4.33			620-MRPC-3C/52 PH							63	JWM	KPH	RES
62	11	0	TEC	+0.00	TEH	+0.00			EB-610-LLMC							37	AOS	JHK	RES
62	11	12	TSH	-3.96	TSH	+3.71			620-MRPC-3C/52 PH							62	JWM	KPH	RES
64	11	0	TEC	+0.00	TEH	+0.00			EB-610-LLMC							37	AOS	JHK	RES
64	11	12	TSH	-3.79	TSH	+3.90			620-MRPC-3C/52 PH							62	JWM	KPH	RES
3	12	0	TEC	+0.00	TEH	+0.00			EB-610-LLMC							37	AOS	JHK	RES
3	12	0	TEC	+0.00	TEH	+0.00			EB-610-LLMC							37	AOS	JHK	RES
3	12	0	TEC	+0.00	TEH	+0.00			EB-610-LLMC							37	AOS	JHK	RES
13	12	12	TSH	-3.64	TSH	+3.93			620-MRPC-3C/52 PH							62	JWM	KPH	RES
15	12	12	TSH	-3.46	TSH	+4.19			620-MRPC-3C/52 PH							62	JWM	KPH	RES

Row	Col	Plan	Begin Test	End Test	Probe	Rstr	Ind	Pct	Location	Inch 1	Inch 2	Volts	Deg	Chan	Cal	Oprt	Anlt	Party	
49	12	12	TSH	-4.14	TSH	+3.64			620-MRPC-3C/52 PH							62	JWM	KPH	RES
51	12	12	TSH	-4.26	TSH	+3.56			620-MRPC-3C/52 PH							62	JWM	KPH	RES
3	14	0	TEC	+0.00	TEH	+0.00			EB-610-LLMC							37	AOS	JHK	RES
3	14	12	TSH	-3.64	TSH	+4.74			620-MRPC-3C/52 PH							63	JWM	KPH	RES
11	14	0	TEC	+0.00	TEH	+0.00			EB-610-LLMC							38	AOS	MEB	RES
11	14	12	TSH	-4.06	TSH	+4.17			620-MRPC-3C/52 PH							63	JWM	KPH	RES
15	14	0	TEC	+0.00	TEH	+0.00			EB-610-LLMC							37	AOS	JHK	RES
15	14	12	TSH	-3.45	TSH	+4.12			620-MRPC-3C/52 PH							62	JWM	KPH	RES
23	14	12	TSH	-4.14	TSH	+4.07			620-MRPC-3C/52 PH							63	JWM	KPH	RES
23	14	0	TEC	+0.00	TEH	+0.00			EB-610-LLMC		VS4 -0.34	6.92 Vpp	176°	M1	38	AOS	TEG	RES	
27	14	0	TEC	+0.00	TEH	+0.00			EB-610-LLMC							37	AOS	WJS	RES
27	14	12	TSH	-3.70	TSH	+3.86			620-MRPC-3C/52 PH							62	JWM	KPH	RES
27	14	8	TEC	+0.00	TEH	+0.00			EB-610-LLMC		01C +15.47	0.29 Vpp	38°	1	41	GKW	TEG	RES	
27	14	8	TEC	+0.00	TEH	+0.00			EB-610-LLMC		DBH +23.27	5.33 Vpp	172°	M1	41	GKW	TEG	RES	
35	14	0	TEC	+0.00	TEH	+0.00			EB-610-LLMC							38	AOS	MEB	RES
35	14	12	TSH	-3.94	TSH	+4.39			620-MRPC-3C/52 PH							63	JWM	KPH	RES
39	14	0	TEC	+0.00	TEH	+0.00			EB-610-LLMC							37	AOS	JHK	RES
39	14	12	TSH	-3.84	TSH	+3.69			620-MRPC-3C/52 PH							62	JWM	KPH	RES
47	14	0	TEC	+0.00	TEH	+0.00			EB-610-LLMC							38	AOS	MEB	RES
47	14	12	TSH	-4.14	TSH	+4.26			620-MRPC-3C/52 PH							63	JWM	KPH	RES
51	14	0	TEC	+0.00	TEH	+0.00			EB-610-LLMC							37	AOS	JHK	RES
51	14	12	TSH	-3.82	TSH	+3.57			620-MRPC-3C/52 PH							62	JWM	KPH	RES
59	14	0	TEC	+0.00	TEH	+0.00			EB-610-LLMC							38	AOS	MEB	RES
59	14	12	TSH	-3.98	TSH	+4.37			620-MRPC-3C/52 PH							63	JWM	KPH	RES
63	14	0	TEC	+0.00	TEH	+0.00			EB-610-LLMC							37	AOS	JHK	RES
63	14	12	TSH	-3.69	TSH	+3.83			620-MRPC-3C/52 PH							62	JWM	KPH	RES
71	14	0	TEC	+0.00	TEH	+0.00			EB-610-LLMC							37	AOS	WJS	RES
71	14	12	TSH	-13.20	TSH	+3.44			620-MRPC-3C/52 PH							62	JWM	KPH	RES
74	15	0	TEC	+0.00	TEH	+0.00			EB-610-LLMC		01H -1.74	0.37 Vpp	147°	1	37	AOS	WJS	RES	
74	15	0	TEC	+0.00	TEH	+0.00			EB-610-LLMC							37	AOS	JHK	RES
74	15	12	TSH	-4.11	TSH	+3.52			620-MRPC-3C/52 PH							62	JWM	KPH	RES
2	17	0	05H	+0.00	TEH	+0.00			EB-610-LLMC	RST						38	AOS	MEB	RES
2	17	9	TEC	+0.00	TEH	+0.00			EB-590-LLMC							43	GKW	WRH	RES
2	17	12	TSH	-4.15	TSH	+4.13			620-MRPC-3C/52 PH							63	JWM	KPH	RES
2	17	2	TSH	-3.67	TSH	+4.27			+POINT-610-115/36/S80							69	AOS	MEB	RES
4	17	0	TEC	+0.00	TEH	+0.00			EB-610-LLMC							37	AOS	JHK	RES
4	17	12	TSH	-4.42	TSH	+4.01			620-MRPC-3C/52 PH							63	JWM	KPH	RES
8	17	0	TEC	+0.00	TEH	+0.00			EB-610-LLMC							37	AOS	JHK	RES
8	17	12	TSH	-4.02	TSH	+3.53			620-MRPC-3C/52 PH							62	JWM	KPH	RES
10	17	0	TEC	+0.00	TEH	+0.00			EB-610-LLMC							37	AOS	JHK	RES
10	17	12	TSH	-3.93	TSH	+3.83			620-MRPC-3C/52 PH							62	JWM	KPH	RES

Row	Col	Plan	Begin Test	End Test	Probe	Rstr	Ind	Pct	Location	Inch 1	Inch 2	Volts	Deg	Chan	Cal	Opri	Anlt	Party	
10	17	2	TSH	-3.64	TSH	+3.75			+POINT-610-115/36/S80							68	AOS	MEB	RES
12	17	0	TEC	+0.00	TEH	+0.00			EB-610-LLMC							38	AOS	MEB	RES
12	17	12	TSH	-4.32	TSH	+3.98			620-MRPC-3C/52 PH							63	JWM	TEG	RES
16	17	0	TEC	+0.00	TEH	+0.00			EB-610-LLMC							37	AOS	WJS	RES
16	17	12	TSH	-3.90	TSH	+3.71			620-MRPC-3C/52 PH							62	JWM	KPH	RES
18	17	0	TEC	+0.00	TEH	+0.00			EB-610-LLMC							37	AOS	JHK	RES
18	17	12	TSH	-3.90	TSH	+3.79			620-MRPC-3C/52 PH							62	JWM	KPH	RES
18	17	2	TSH	-3.41	TSH	+3.98			+POINT-610-115/36/S80							68	AOS	MEB	RES
20	17	12	TSH	-4.61	TSH	+3.76			620-MRPC-3C/52 PH							63	JWM	KPH	RES
20	17	0	TEC	+0.00	TEH	+0.00			EB-610-LLMC	DNT	VS4 +0.94	23.33 Vpp	171°	M1		38	AOS	TEG	RES
24	17	12	TSH	-3.69	TSH	+4.05			620-MRPC-3C/52 PH							62	JWM	KPH	RES
24	17	0	TEC	+0.00	TEH	+0.00			EB-610-LLMC	DNT	VS4 +0.74	5.73 Vpp	172°	M1		37	AOS	TEG	RES
26	17	12	TSH	-3.08	TSH	+4.67			620-MRPC-3C/52 PH							62	JWM	KPH	RES
26	17	2	TSH	-3.49	TSH	+3.91			+POINT-610-115/36/S80							68	AOS	JHK	RES
26	17	0	TEC	+0.00	TEH	+0.00			EB-610-LLMC	DNT	VS4 +0.46	8.90 Vpp	172°	M1		37	AOS	WJS	RES
28	17	0	TEC	+0.00	TEH	+0.00			EB-610-LLMC							38	AOS	MEB	RES
28	17	12	TSH	-4.02	TSH	+4.39			620-MRPC-3C/52 PH							63	JWM	KPH	RES
32	17	0	TEC	+0.00	TEH	+0.00			EB-610-LLMC							37	AOS	JHK	RES
32	17	12	TSH	-3.62	TSH	+4.04			620-MRPC-3C/52 PH							62	JWM	KPH	RES
34	17	0	TEC	+0.00	TEH	+0.00			EB-610-LLMC							37	AOS	JHK	RES
34	17	12	TSH	-3.21	TSH	+4.61			620-MRPC-3C/52 PH							62	JWM	KPH	RES
34	17	2	TSH	-3.62	TSH	+3.27			+POINT-610-115/36/S80							68	AOS	WJS	RES
36	17	0	TEC	+0.00	TEH	+0.00			EB-610-LLMC							38	AOS	MEB	RES
36	17	12	TSH	-4.74	TSH	+3.58			620-MRPC-3C/52 PH							63	JWM	KPH	RES
40	17	0	TEC	+0.00	TEH	+0.00			EB-610-LLMC							37	AOS	JHK	RES
40	17	12	TSH	-3.32	TSH	+4.34			620-MRPC-3C/52 PH							62	JWM	KPH	RES
42	17	0	TEC	+0.00	TEH	+0.00			EB-610-LLMC							37	AOS	JHK	RES
42	17	12	TSH	-3.37	TSH	+4.23			620-MRPC-3C/52 PH							62	JWM	KPH	RES
42	17	2	TSH	-3.34	TSH	+3.54			+POINT-610-115/36/S80							68	AOS	JHK	RES
44	17	0	TEC	+0.00	TEH	+0.00			EB-610-LLMC							38	AOS	MEB	RES
44	17	12	TSH	-4.37	TSH	+4.03			620-MRPC-3C/52 PH							63	JWM	KPH	RES
48	17	0	TEC	+0.00	TEH	+0.00			EB-610-LLMC							37	AOS	JHK	RES
48	17	12	TSH	-3.40	TSH	+4.20			620-MRPC-3C/52 PH							62	JWM	KPH	RES
50	17	0	TEC	+0.00	TEH	+0.00			EB-610-LLMC							37	AOS	JHK	RES
50	17	12	TSH	-3.70	TSH	+3.83			620-MRPC-3C/52 PH							62	JWM	KPH	RES
50	17	2	TSH	-3.51	TSH	+3.38			+POINT-610-115/36/S80							68	AOS	JHK	RES
52	17	0	TEC	+0.00	TEH	+0.00			EB-610-LLMC							38	AOS	MEB	RES
52	17	12	TSH	-4.74	TSH	+3.43			620-MRPC-3C/52 PH							63	JWM	KPH	RES
56	17	0	TEC	+0.00	TEH	+0.00			EB-610-LLMC							37	AOS	JHK	RES
56	17	12	TSH	-3.72	TSH	+3.89			620-MRPC-3C/52 PH							62	JWM	KPH	RES
58	17	0	TEC	+0.00	TEH	+0.00			EB-610-LLMC							37	AOS	JHK	RES

Row	Col	Plan	Begin Test	End Test	Probe	Rstr	Ind	Pct	Location	Inch 1	Inch 2	Volts	Deg	Chan	Cal	Oprt	Anlt	Party	
58	17	12	TSH	-3.93	TSH	+3.68			620-MRPC-3C/52 PH							62	JWM	KPH	RES
58	17	2	TSH	-3.33	TSH	+4.10			+POINT-610-115/36/S80							68	AOS	JHK	RES
60	17	0	TEC	+0.00	TEH	+0.00			EB-610-LLMC							38	AOS	MEB	RES
60	17	12	TSH	-4.58	TSH	+3.77			620-MRPC-3C/52 PH							63	JWM	KPH	RES
64	17	0	TEC	+0.00	TEH	+0.00			EB-610-LLMC							37	AOS	JHK	RES
64	17	12	TSH	-3.81	TSH	+3.67			620-MRPC-3C/52 PH							62	JWM	KPH	RES
66	17	0	TEC	+0.00	TEH	+0.00			EB-610-LLMC							37	AOS	JHK	RES
66	17	12	TSH	-4.01	TSH	+3.55			620-MRPC-3C/52 PH							62	JWM	KPH	RES
66	17	2	TSH	-3.74	TSH	+3.21			+POINT-610-115/36/S80							68	AOS	JHK	RES
68	17	0	TEC	+0.00	TEH	+0.00			EB-610-LLMC							38	AOS	MEB	RES
68	17	12	TSH	-4.09	TSH	+4.30			620-MRPC-3C/52 PH							63	JWM	KPH	RES
72	17	0	TEC	+0.00	TEH	+0.00			EB-610-LLMC							37	AOS	JHK	RES
72	17	12	TSH	-3.37	TSH	+4.22			620-MRPC-3C/52 PH							62	JWM	KPH	RES
74	17	0	TEC	+0.00	TEH	+0.00			EB-610-LLMC							37	AOS	JHK	RES
74	17	12	TSH	-3.42	TSH	+4.20			620-MRPC-3C/52 PH							62	JWM	KPH	RES
74	17	2	TSH	-3.63	TSH	+3.32			+POINT-610-115/36/S80							68	AOS	WJS	RES
76	17	0	TEC	+0.00	TEH	+0.00			EB-610-LLMC							38	AOS	MEB	RES
76	17	12	TSH	-4.59	TSH	+3.55			620-MRPC-3C/52 PH							63	JWM	KPH	RES
80	17	0	TEC	+0.00	TEH	+0.00			EB-610-LLMC							37	AOS	JHK	RES
80	17	12	TSH	-3.85	TSH	+3.70			620-MRPC-3C/52 PH							62	JWM	KPH	RES
59	18	0	TEC	+0.00	TEH	+0.00			EB-610-LLMC	04H +26.41		0.31 Vpp	135°	1	37	AOS	JHK	RES	
5	20	0	TEC	+0.00	TEH	+0.00			EB-610-LLMC							37	AOS	JHK	RES
5	20	12	TSH	-3.77	TSH	+3.95			620-MRPC-3C/52 PH							60	GAC	KPH	RES
9	20	0	TEC	+0.00	TEH	+0.00			EB-610-LLMC							37	AOS	JHK	RES
9	20	12	TSH	-3.89	TSH	+3.72			620-MRPC-3C/52 PH							60	GAC	KPH	RES
17	20	0	TEC	+0.00	TEH	+0.00			EB-610-LLMC							38	AOS	MEB	RES
17	20	12	TSH	-3.94	TSH	+4.24			620-MRPC-3C/52 PH							61	GAC	KPH	RES
21	20	0	TEC	+0.00	TEH	+0.00			EB-610-LLMC							37	AOS	JHK	RES
21	20	12	TSH	-4.14	TSH	+3.57			620-MRPC-3C/52 PH							60	GAC	KPH	RES
29	20	12	TSH	-4.45	TSH	+3.75			620-MRPC-3C/52 PH							63	JWM	KPH	RES
29	20	0	TEC	+0.00	TEH	+0.00			EB-610-LLMC	VS4 -1.01		5.13 Vpp	175°	M1	38	AOS	TEG	RES	
33	20	0	TEC	+0.00	TEH	+0.00			EB-610-LLMC							37	AOS	JHK	RES
33	20	12	TSH	-3.41	TSH	+4.14			620-MRPC-3C/52 PH							62	JWM	KPH	RES
41	20	0	TEC	+0.00	TEH	+0.00			EB-610-LLMC							38	AOS	MEB	RES
41	20	12	TSH	-4.68	TSH	+3.40			620-MRPC-3C/52 PH							63	JWM	KPH	RES
45	20	0	TEC	+0.00	TEH	+0.00			EB-610-LLMC							37	AOS	JHK	RES
45	20	12	TSH	-3.21	TSH	+4.54			620-MRPC-3C/52 PH							62	JWM	TEG	RES
53	20	0	TEC	+0.00	TEH	+0.00			EB-610-LLMC							38	AOS	MEB	RES
53	20	12	TSH	-4.51	TSH	+3.79			620-MRPC-3C/52 PH							63	JWM	KPH	RES
57	20	0	TEC	+0.00	TEH	+0.00			EB-610-LLMC							37	AOS	JHK	RES
57	20	12	TSH	-3.26	TSH	+4.38			620-MRPC-3C/52 PH							62	JWM	KPH	RES

Row	Col	Plan	Begin Test	End Test	Probe	Rstr	Ind	Pct	Location	Inch 1	Inch 2	Volts	Deg	Chan	Cal	Oprt	Anlt	Party	
65	20	0	TEC +0.00	TEH +0.00	EB-610-LLMC											38	AOS	MEB	RES
65	20	12	TSH -4.51	TSH +3.82	620-MRPC-3C/52 PH											63	JWM	KPH	RES
69	20	0	TEC +0.00	TEH +0.00	EB-610-LLMC											37	AOS	JHK	RES
69	20	12	TSH -3.86	TSH +3.88	620-MRPC-3C/52 PH											62	JWM	KPH	RES
77	20	0	TEC +0.00	TEH +0.00	EB-610-LLMC											38	AOS	MEB	RES
77	20	12	TSH -4.34	TSH +3.85	620-MRPC-3C/52 PH											63	JWM	KPH	RES
81	20	0	TEC +0.00	TEH +0.00	EB-610-LLMC											37	AOS	JHK	RES
81	20	12	TSH -3.83	TSH +3.97	620-MRPC-3C/52 PH											62	JWM	KPH	RES
2	23	0	OSH +0.00	TEH +0.00	EB-610-LLMC	RST										38	AOS	TEG	RES
2	23	9	TEC +0.00	TEH +0.00	EB-590-LLMC											43	GKW	WRH	RES
2	23	12	TSH -4.12	TSH +4.07	620-MRPC-3C/52 PH											61	GAC	KPH	RES
4	23	0	TEC +0.00	TEH +0.00	EB-610-LLMC											37	AOS	JHK	RES
4	23	12	TSH -3.51	TSH +4.21	620-MRPC-3C/52 PH											60	GAC	KPH	RES
6	23	0	TEC +0.00	TEH +0.00	EB-610-LLMC											37	AOS	JHK	RES
6	23	12	TSH -3.89	TSH +3.65	620-MRPC-3C/52 PH											60	GAC	KPH	RES
8	23	0	TEC +0.00	TEH +0.00	EB-610-LLMC											38	AOS	MEB	RES
8	23	12	TSH -4.01	TSH +3.70	620-MRPC-3C/52 PH											60	GAC	KPH	RES
12	23	0	TEC +0.00	TEH +0.00	EB-610-LLMC											37	AOS	JHK	RES
12	23	12	TSH -4.44	TSH +3.81	620-MRPC-3C/52 PH											61	GAC	KPH	RES
14	23	0	TEC +0.00	TEH +0.00	EB-610-LLMC											38	AOS	MEB	RES
14	23	12	TSH -3.60	TSH +3.87	620-MRPC-3C/52 PH											60	GAC	KPH	RES
16	23	0	TEC +0.00	TEH +0.00	EB-610-LLMC											38	AOS	MEB	RES
16	23	12	TSH -3.36	TSH +4.26	620-MRPC-3C/52 PH											60	GAC	KPH	RES
18	23	0	TEC +0.00	TEH +0.00	EB-610-LLMC											37	AOS	JHK	RES
18	23	12	TSH -3.79	TSH +5.10	620-MRPC-3C/52 PH											63	JWM	KPH	RES
20	23	12	TSH -3.41	TSH +4.78	620-MRPC-3C/52 PH											62	JWM	KPH	RES
20	23	0	TEC +0.00	TEH +0.00	EB-610-LLMC				VS4 +1.42			20.88 Vpp	171°	M1		37	AOS	TEG	RES
22	23	0	TEC +0.00	TEH +0.00	EB-610-LLMC											38	AOS	MEB	RES
22	23	12	TSH -3.05	TSH +4.84	620-MRPC-3C/52 PH											62	JWM	KPH	RES
26	23	12	TSH -4.30	TSH +3.96	620-MRPC-3C/52 PH											63	JWM	KPH	RES
26	23	0	TEC +0.00	TEH +0.00	EB-610-LLMC				VS4 +0.42			11.76 Vpp	171°	M1		37	AOS	TEG	RES
28	23	0	TEC +0.00	TEH +0.00	EB-610-LLMC											38	AOS	MEB	RES
28	23	12	TSH -4.27	TSH +4.01	620-MRPC-3C/52 PH											63	JWM	KPH	RES
30	23	0	TEC +0.00	TEH +0.00	EB-610-LLMC											38	AOS	MEB	RES
30	23	12	TSH -3.51	TSH +4.19	620-MRPC-3C/52 PH											62	JWM	KPH	RES
32	23	0	TEC +0.00	TEH +0.00	EB-610-LLMC											37	AOS	JHK	RES
32	23	12	TSH -3.75	TSH +3.81	620-MRPC-3C/52 PH											62	JWM	KPH	RES
34	23	0	TEC +0.00	TEH +0.00	EB-610-LLMC											37	AOS	JHK	RES
34	23	12	TSH -3.97	TSH +3.55	620-MRPC-3C/52 PH											62	JWM	KPH	RES
36	23	0	TEC +0.00	TEH +0.00	EB-610-LLMC											38	AOS	MEB	RES
36	23	12	TSH -4.36	TSH +3.97	620-MRPC-3C/52 PH											63	JWM	KPH	RES

Row	Col	Plan	Begin Test	End Test	Probe	Rstr	Ind	Pct	Location	Inch 1	Inch 2	Volts	Deg	Chan	Cal	Opnt	Anlt	Party	
40	23	0	TEC +0.00	TEH +0.00	EB-610-LLMC											37	AOS	JHK	RES
40	23	12	TSH -3.92	TSH +3.68	620-MRPC-3C/52 PH											62	JWM	KPH	RES
42	23	0	TEC +0.00	TEH +0.00	EB-610-LLMC											38	AOS	MEB	RES
42	23	12	TSH -4.13	TSH +3.99	620-MRPC-3C/52 PH											63	JWM	KPH	RES
44	23	0	TEC +0.00	TEH +0.00	EB-610-LLMC											38	AOS	MEB	RES
44	23	12	TSH -4.85	TSH +3.32	620-MRPC-3C/52 PH											63	JWM	KPH	RES
46	23	0	TEC +0.00	TEH +0.00	EB-610-LLMC											37	AOS	JHK	RES
46	23	12	TSH -3.93	TSH +3.73	620-MRPC-3C/52 PH											62	JWM	KPH	RES
48	23	0	TEC +0.00	TEH +0.00	EB-610-LLMC											37	AOS	JHK	RES
48	23	12	TSH -4.20	TSH +3.91	620-MRPC-3C/52 PH											62	JWM	KPH	RES
50	23	0	TEC +0.00	TEH +0.00	EB-610-LLMC											38	AOS	MEB	RES
50	23	12	TSH -4.81	TSH +3.33	620-MRPC-3C/52 PH											63	JWM	KPH	RES
54	23	0	TEC +0.00	TEH +0.00	EB-610-LLMC											37	AOS	JHK	RES
54	23	12	TSH -3.67	TSH +3.91	620-MRPC-3C/52 PH											62	JWM	KPH	RES
56	23	0	TEC +0.00	TEH +0.00	EB-610-LLMC											38	AOS	MEB	RES
56	23	12	TSH -4.78	TSH +3.45	620-MRPC-3C/52 PH											63	JWM	KPH	RES
58	23	0	TEC +0.00	TEH +0.00	EB-610-LLMC											38	AOS	MEB	RES
58	23	12	TSH -4.42	TSH +3.82	620-MRPC-3C/52 PH											63	JWM	KPH	RES
60	23	0	TEC +0.00	TEH +0.00	EB-610-LLMC											37	AOS	JHK	RES
60	23	12	TSH -3.44	TSH +4.07	620-MRPC-3C/52 PH											62	JWM	KPH	RES
62	23	0	TEC +0.00	TEH +0.00	EB-610-LLMC											37	AOS	JHK	RES
62	23	12	TSH -3.64	TSH +3.99	620-MRPC-3C/52 PH											62	JWM	KPH	RES
64	23	0	TEC +0.00	TEH +0.00	EB-610-LLMC											38	AOS	MEB	RES
64	23	12	TSH -4.74	TSH +3.34	620-MRPC-3C/52 PH											63	JWM	KPH	RES
68	23	0	TEC +0.00	TEH +0.00	EB-610-LLMC											37	AOS	JHK	RES
68	23	12	TSH -3.65	TSH +3.94	620-MRPC-3C/52 PH											62	JWM	KPH	RES
70	23	0	TEC +0.00	TEH +0.00	EB-610-LLMC											38	AOS	MEB	RES
70	23	12	TSH -4.68	TSH +3.32	620-MRPC-3C/52 PH											63	JWM	KPH	RES
72	23	0	TEC +0.00	TEH +0.00	EB-610-LLMC											38	AOS	MEB	RES
72	23	12	TSH -4.72	TSH +3.37	620-MRPC-3C/52 PH											63	JWM	KPH	RES
74	23	0	TEC +0.00	TEH +0.00	EB-610-LLMC											37	AOS	JHK	RES
74	23	12	TSH -3.84	TSH +3.75	620-MRPC-3C/52 PH											62	JWM	KPH	RES
76	23	0	TEC +0.00	TEH +0.00	EB-610-LLMC											37	AOS	JHK	RES
76	23	12	TSH -3.78	TSH +3.90	620-MRPC-3C/52 PH											62	JWM	KPH	RES
78	23	0	TEC +0.00	TEH +0.00	EB-610-LLMC											38	AOS	MEB	RES
78	23	12	TSH -4.54	TSH +3.55	620-MRPC-3C/52 PH											63	JWM	KPH	RES
82	23	0	TEC +0.00	TEH +0.00	EB-610-LLMC											37	AOS	JHK	RES
82	23	12	TSH -3.84	TSH +3.80	620-MRPC-3C/52 PH											62	JWM	KPH	RES
84	23	0	TEC +0.00	TEH +0.00	EB-610-LLMC											37	AOS	TEG	RES
84	23	12	TSH -4.26	TSH +3.95	620-MRPC-3C/52 PH											63	JWM	KPH	RES
86	23	0	TEC +0.00	TEH +0.00	EB-610-LLMC											38	AOS	MEB	RES

Row	Col	Plan	Begin Test	End Test	Probe	Rstr	Ind	Pct	Location	Inch 1	Inch 2	Volts	Deg	Chan	Cal	Opri	Anlt	Party	
86	23	12	TSH	-4.22	TSH	+3.96			620-MRPC-3C/52 PH							63	JWM	KPH	RES
88	23	0	TEC	+0.00	TEH	+0.00			EB-610-LLMC							38	AOS	MEB	RES
88	23	12	TSH	-3.82	TSH	+3.90			620-MRPC-3C/52 PH							62	JWM	KPH	RES
90	23	0	TEC	+0.00	TEH	+0.00			EB-610-LLMC							37	AOS	JHK	RES
90	23	12	TSH	-3.83	TSH	+3.96			620-MRPC-3C/52 PH							62	JWM	KPH	RES
92	23	0	TEC	+0.00	TEH	+0.00			EB-610-LLMC							37	AOS	JHK	RES
92	23	12	TSH	-4.08	TSH	+3.75			620-MRPC-3C/52 PH							62	JWM	KPH	RES
3	26	12	TSH	-3.80	TSH	+3.85			620-MRPC-3C/52 PH							60	GAC	KPH	RES
3	26	0	TEC	+0.00	TEH	+0.00			EB-610-LLMC	MBM	02H +32.93		0.27 Vpp 151°		1	37	AOS	TEG	RES
11	26	0	TEC	+0.00	TEH	+0.00			EB-610-LLMC	NDD						38	AOS	MEB	RES
11	26	12	TSH	-4.33	TSH	+3.85			620-MRPC-3C/52 PH	NDD						61	GAC	KPH	RES
15	26	0	TEC	+0.00	TEH	+0.00			EB-610-LLMC	NDD						37	AOS	JHK	RES
15	26	12	TSH	-3.61	TSH	+3.94			620-MRPC-3C/52 PH	NDD						60	GAC	KPH	RES
17	26	0	TEC	+0.00	TEH	+0.00			EB-610-LLMC	MBM	04H +31.84		0.45 Vpp 146°		1	37	AOS	JHK	RES
23	26	12	TSH	-4.20	TSH	+4.00			620-MRPC-3C/52 PH	NDD						61	GAC	KPH	RES
23	26	0	TEC	+0.00	TEH	+0.00			EB-610-LLMC	DNT	VS4 -0.51		8.91 Vpp 173°		M1	38	AOS	WJS	RES
27	26	12	TSH	-3.33	TSH	+4.49			620-MRPC-3C/52 PH	NDD						60	GAC	KPH	RES
27	26	0	TEC	+0.00	TEH	+0.00			EB-610-LLMC	DNT	VS4 -0.97		5.88 Vpp 171°		M1	37	AOS	TEG	RES
35	26	0	TEC	+0.00	TEH	+0.00			EB-610-LLMC	NDD						38	AOS	WJS	RES
35	26	12	TSH	-4.11	TSH	+4.00			620-MRPC-3C/52 PH	NDD						61	GAC	KPH	RES
39	26	0	TEC	+0.00	TEH	+0.00			EB-610-LLMC	NDD						37	AOS	JHK	RES
39	26	12	TSH	-4.07	TSH	+3.64			620-MRPC-3C/52 PH	NDD						60	GAC	KPH	RES
47	26	12	TSH	-4.14	TSH	+4.01			620-MRPC-3C/52 PH	NDD						61	GAC	KPH	RES
47	26	0	TEC	+0.00	TEH	+0.00			EB-610-LLMC	MBM	06H +2.49		0.46 Vpp 152°		1	38	AOS	WJS	RES
51	26	0	TEC	+0.00	TEH	+0.00			EB-610-LLMC	NDD						37	AOS	JHK	RES
51	26	12	TSH	-3.36	TSH	+4.41			620-MRPC-3C/52 PH	NDD						60	GAC	KPH	RES
59	26	0	TEC	+0.00	TEH	+0.00			EB-610-LLMC	NDD						38	AOS	MEB	RES
59	26	12	TSH	-4.31	TSH	+3.89			620-MRPC-3C/52 PH	NDD						61	GAC	KPH	RES
63	26	0	TEC	+0.00	TEH	+0.00			EB-610-LLMC	NDD						37	AOS	JHK	RES
63	26	12	TSH	-3.77	TSH	+4.46			620-MRPC-3C/52 PH	NDD						60	GAC	KPH	RES
71	26	0	TEC	+0.00	TEH	+0.00			EB-610-LLMC	NDD						38	AOS	MEB	RES
71	26	12	TSH	-3.61	TSH	+4.53			620-MRPC-3C/52 PH	NDD						61	GAC	KPH	RES
75	26	0	TEC	+0.00	TEH	+0.00			EB-610-LLMC	NDD						37	AOS	JHK	RES
75	26	12	TSH	-3.68	TSH	+3.97			620-MRPC-3C/52 PH	NDD						60	GAC	KPH	RES
83	26	0	TEC	+0.00	TEH	+0.00			EB-610-LLMC	NDD						38	AOS	MEB	RES
83	26	12	TSH	-4.38	TSH	+4.06			620-MRPC-3C/52 PH	NDD						61	GAC	TEG	RES
87	26	0	TEC	+0.00	TEH	+0.00			EB-610-LLMC	NDD						37	AOS	JHK	RES
87	26	12	TSH	-2.93	TSH	+4.75			620-MRPC-3C/52 PH	NDD						60	GAC	KPH	RES
95	26	0	TEC	+0.00	TEH	+0.00			EB-610-LLMC	NDD						38	AOS	MEB	RES
95	26	12	TSH	-4.13	TSH	+4.00			620-MRPC-3C/52 PH	NDD						61	GAC	KPH	RES
99	26	12	TSH	-3.44	TSH	+4.11			620-MRPC-3C/52 PH	NDD						60	GAC	KPH	RES

Row	Col	Plan	Begin Test	End Test	Probe	Rstr	Ind	Pct	Location	Inch 1	Inch 2	Volts	Deg	Chan	Cal	Oprt	Anlt	Party
99	26	0	TEC +0.00	TEH +0.00	EB-610-LLMC		PCT	8	VS4 -1.07			0.72 Vvm		M3	37	AOS	WJS	RES
99	26	0	TEC +0.00	TEH +0.00	EB-610-LLMC		DNT		DBH +2.31			7.72 Vpp	172°	M1	37	AOS	WJS	RES
31	28	12	TSH -4.18	TSH +2.98	620-MRPC-3C/52 PH		NDD								60	GAC	KPH	RES
33	28	12	TSH -4.34	TSH +2.79	620-MRPC-3C/52 PH		NDD								60	GAC	KPH	RES
67	28	12	TSH -3.87	TSH +3.38	620-MRPC-3C/52 PH		NDD								60	GAC	KPH	RES
69	28	12	TSH +0.02	TSH -0.01	620-MRPC-3C/52 PH		BDA								60	GAC	TEG	RES
69	28	14	TSH -4.24	TSH +3.65	620-MRPC-3C/52 PH		NDD								67	GKW	WRH	RES
2	29	0	OSH +0.00	TEH +0.00	EB-610-LLMC		NDD								39	AOS	MEB	RES
2	29	9	TEC +0.00	TEH +0.00	EB-590-LLMC		NDD								43	GKW	WRH	RES
2	29	12	TSH -5.26	TSH +3.53	620-MRPC-3C/52 PH		NDD								61	GAC	KPH	RES
2	29	2	TSH -3.90	TSH +4.05	+POINT-610-115/36/S80		NDD								69	AOS	MEB	RES
4	29	0	TEC +0.00	TEH +0.00	EB-610-LLMC		NDD								40	AOS	JHK	RES
4	29	12	TSH -6.05	TSH +2.08	620-MRPC-3C/52 PH		NDD								61	GAC	KPH	RES
6	29	0	TEC +0.00	TEH +0.00	EB-610-LLMC		NDD								40	AOS	JHK	RES
6	29	12	TSH -4.81	TSH +3.43	620-MRPC-3C/52 PH		NDD								61	GAC	KPH	RES
6	29	2	TSH -3.34	TSH +4.21	+POINT-610-115/36/S80		NDD								68	AOS	JHK	RES
8	29	0	TEC +0.00	TEH +0.00	EB-610-LLMC		NDD								39	AOS	MEB	RES
8	29	12	TSH -4.87	TSH +3.41	620-MRPC-3C/52 PH		NDD								61	GAC	KPH	RES
10	29	0	TEC +0.00	TEH +0.00	EB-610-LLMC		NDD								39	AOS	MEB	RES
10	29	12	TSH -4.95	TSH +3.40	620-MRPC-3C/52 PH		NDD								61	GAC	KPH	RES
10	29	2	TSH -3.82	TSH +3.58	+POINT-610-115/36/S80		NDD								69	AOS	MEB	RES
12	29	0	TEC +0.00	TEH +0.00	EB-610-LLMC		NDD								40	AOS	JHK	RES
12	29	12	TSH -5.00	TSH +3.27	620-MRPC-3C/52 PH		NDD								61	GAC	KPH	RES
14	29	0	TEC +0.00	TEH +0.00	EB-610-LLMC		NDD								40	AOS	JHK	RES
14	29	12	TSH +0.00	TSH +0.00	620-MRPC-3C/52 PH		BDA								61	GAC	TEG	RES
14	29	14	TSH -4.02	TSH +3.77	620-MRPC-3C/52 PH		NDD								67	GKW	WRH	RES
14	29	2	TSH -3.19	TSH +3.74	+POINT-610-115/36/S80		NDD								68	AOS	JHK	RES
16	29	0	TEC +0.00	TEH +0.00	EB-610-LLMC		NDD								39	AOS	MEB	RES
16	29	12	TSH -5.29	TSH +3.03	620-MRPC-3C/52 PH		NDD								61	GAC	KPH	RES
18	29	0	TEC +0.00	TEH +0.00	EB-610-LLMC		NDD								39	AOS	MEB	RES
18	29	12	TSH -4.58	TSH +3.70	620-MRPC-3C/52 PH		NDD								61	GAC	KPH	RES
18	29	2	TSH -3.79	TSH +3.59	+POINT-610-115/36/S80		NDD								69	AOS	MEB	RES
20	29	12	TSH -4.48	TSH +2.84	620-MRPC-3C/52 PH		NDD								60	GAC	KPH	RES
20	29	0	TEC +0.00	TEH +0.00	EB-610-LLMC		DNT		VS4 +1.11			18.14 Vpp	173°	M1	40	AOS	TEG	RES
22	29	0	TEC +0.00	TEH +0.00	EB-610-LLMC		NDD								40	AOS	JHK	RES
22	29	12	TSH -4.22	TSH +3.01	620-MRPC-3C/52 PH		NDD								60	GAC	KPH	RES
22	29	2	TSH -3.23	TSH +3.72	+POINT-610-115/36/S80		NDD								68	AOS	JHK	RES
24	29	12	TSH -4.70	TSH +3.56	620-MRPC-3C/52 PH		NDD								61	GAC	KPH	RES
24	29	0	TEC +0.00	TEH +0.00	EB-610-LLMC		DNT		VS4 +0.00			7.95 Vpp	174°	M1	39	AOS	TEG	RES
26	29	0	TEC +0.00	TEH +0.00	EB-610-LLMC		NDD								39	AOS	MEB	RES
26	29	12	TSH -5.03	TSH +3.22	620-MRPC-3C/52 PH		NDD								61	GAC	KPH	RES

Row	Col	Plan	Begin Test	End Test	Probe	Rstr	Ind	Pct	Location	Inch 1	Inch 2	Volts	Deg	Chan	Cal	Opri	Anlt	Party	
26	29	2	TSH -3.64	TSH +3.75	+POINT-610-115/36/S80		NDD									69	AOS	MEB	RES
28	29	12	TSH -3.64	TSH +3.52	620-MRPC-3C/52 PH		NDD									60	GAC	KPH	RES
28	29	0	TEC +0.00	TEH +0.00	EB-610-LLMC		MBM		03C +11.30			0.31 Vpp	118°	1	40	AOS	TEG	RES	
28	29	0	TEC +0.00	TEH +0.00	EB-610-LLMC		DNT		VS4 +0.34			6.20 Vpp	173°	M1	40	AOS	TEG	RES	
30	29	12	TSH -4.04	TSH +3.20	620-MRPC-3C/52 PH		NDD									60	GAC	KPH	RES
30	29	2	TSH -3.19	TSH +3.80	+POINT-610-115/36/S80		NDD									68	AOS	JHK	RES
30	29	0	TEC +0.00	TEH +0.00	EB-610-LLMC		MBM		04C +12.40			0.43 Vpp	153°	1	40	AOS	TEG	RES	
34	29	0	TEC +0.00	TEH +0.00	EB-610-LLMC		NDD									39	AOS	MEB	RES
34	29	12	TSH -4.97	TSH +3.31	620-MRPC-3C/52 PH		NDD									61	GAC	KPH	RES
34	29	2	TSH -3.95	TSH +3.45	+POINT-610-115/36/S80		NDD									69	AOS	MEB	RES
36	29	0	TEC +0.00	TEH +0.00	EB-610-LLMC		NDD									39	AOS	MEB	RES
36	29	12	TSH -4.72	TSH +3.56	620-MRPC-3C/52 PH		NDD									61	GAC	KPH	RES
38	29	0	TEC +0.00	TEH +0.00	EB-610-LLMC		NDD									40	AOS	JHK	RES
38	29	12	TSH -4.25	TSH +2.93	620-MRPC-3C/52 PH		NDD									60	GAC	KPH	RES
38	29	2	TSH -3.29	TSH +3.67	+POINT-610-115/36/S80		NDD									68	AOS	JHK	RES
40	29	0	TEC +0.00	TEH +0.00	EB-610-LLMC		NDD									40	AOS	JHK	RES
40	29	12	TSH -4.31	TSH +2.88	620-MRPC-3C/52 PH		NDD									60	GAC	KPH	RES
42	29	0	TEC +0.00	TEH +0.00	EB-610-LLMC		NDD									39	AOS	MEB	RES
42	29	12	TSH -5.23	TSH +2.85	620-MRPC-3C/52 PH		NDD									61	GAC	KPH	RES
42	29	2	TSH -4.32	TSH +3.06	+POINT-610-115/36/S80		NDD									69	AOS	MEB	RES
44	29	0	TEC +0.00	TEH +0.00	EB-610-LLMC		NDD									39	AOS	MEB	RES
44	29	12	TSH -5.28	TSH +2.95	620-MRPC-3C/52 PH		NDD									61	GAC	KPH	RES
46	29	0	TEC +0.00	TEH +0.00	EB-610-LLMC		NDD									40	AOS	JHK	RES
46	29	12	TSH -4.09	TSH +2.98	620-MRPC-3C/52 PH		NDD									60	GAC	KPH	RES
46	29	2	TSH -3.76	TSH +3.24	+POINT-610-115/36/S80		NDD									68	AOS	JHK	RES
48	29	0	TEC +0.00	TEH +0.00	EB-610-LLMC		NDD									40	AOS	JHK	RES
48	29	12	TSH -3.96	TSH +3.14	620-MRPC-3C/52 PH		NDD									60	GAC	KPH	RES
50	29	0	TEC +0.00	TEH +0.00	EB-610-LLMC		NDD									39	AOS	MEB	RES
50	29	12	TSH -4.64	TSH +3.73	620-MRPC-3C/52 PH		NDD									61	GAC	KPH	RES
50	29	2	TSH -3.98	TSH +3.40	+POINT-610-115/36/S80		NDD									69	AOS	MEB	RES
52	29	0	TEC +0.00	TEH +0.00	EB-610-LLMC		NDD									38	AOS	MEB	RES
52	29	12	TSH -4.71	TSH +3.59	620-MRPC-3C/52 PH		NDD									61	GAC	KPH	RES
54	29	0	TEC +0.00	TEH +0.00	EB-610-LLMC		NDD									40	AOS	JHK	RES
54	29	12	TSH -3.91	TSH +3.41	620-MRPC-3C/52 PH		NDD									60	GAC	KPH	RES
54	29	2	TSH -3.88	TSH +3.15	+POINT-610-115/36/S80		NDD									68	AOS	JHK	RES
56	29	0	TEC +0.00	TEH +0.00	EB-610-LLMC		NDD									37	AOS	JHK	RES
56	29	12	TSH -4.12	TSH +3.23	620-MRPC-3C/52 PH		NDD									60	GAC	KPH	RES
58	29	0	TEC +0.00	TEH +0.00	EB-610-LLMC		NDD									38	AOS	MEB	RES
58	29	12	TSH -4.96	TSH +3.31	620-MRPC-3C/52 PH		NDD									61	GAC	KPH	RES
58	29	2	TSH -3.73	TSH +3.66	+POINT-610-115/36/S80		NDD									69	AOS	MEB	RES
60	29	0	TEC +0.00	TEH +0.00	EB-610-LLMC		NDD									38	AOS	MEB	RES

Row	Col	Plan	Begin Test	End Test	Probe	Rstr	Ind	Pct	Location	Inch 1	Inch 2	Volts	Deg	Chan	Cal	Oprt	Anlt	Party	
60	29	12	TSH -4.99	TSH +3.36	620-MRPC-3C/52 PH		NDD									61	GAC	KPH	RES
62	29	0	TEC +0.00	TEH +0.00	EB-610-LLMC		NDD									37	AOS	JHK	RES
62	29	12	TSH -3.97	TSH +3.24	620-MRPC-3C/52 PH		NDD									60	GAC	KPH	RES
62	29	2	TSH -3.62	TSH +3.43	+POINT-610-115/36/S80		NDD									68	AOS	JHK	RES
64	29	0	TEC +0.00	TEH +0.00	EB-610-LLMC		NDD									37	AOS	JHK	RES
64	29	12	TSH -4.00	TSH +3.10	620-MRPC-3C/52 PH		NDD									60	GAC	KPH	RES
66	29	0	TEC +0.00	TEH +0.00	EB-610-LLMC		NDD									38	AOS	MEB	RES
66	29	12	TSH -4.30	TSH +2.86	620-MRPC-3C/52 PH		NDD									60	GAC	KPH	RES
66	29	2	TSH -3.59	TSH +3.79	+POINT-610-115/36/S80		NDD									69	AOS	MEB	RES
70	29	0	TEC +0.00	TEH +0.00	EB-610-LLMC		NDD									37	AOS	JHK	RES
70	29	12	TSH -4.81	TSH +3.37	620-MRPC-3C/52 PH		NDD									61	GAC	KPH	RES
70	29	2	TSH -3.61	TSH +3.44	+POINT-610-115/36/S80		NDD									68	AOS	JHK	RES
72	29	0	TEC +0.00	TEH +0.00	EB-610-LLMC		NDD									38	AOS	MEB	RES
72	29	12	TSH -4.42	TSH +3.80	620-MRPC-3C/52 PH		NDD									61	GAC	KPH	RES
74	29	0	TEC +0.00	TEH +0.00	EB-610-LLMC		NDD									38	AOS	MEB	RES
74	29	12	TSH -4.28	TSH +2.86	620-MRPC-3C/52 PH		NDD									60	GAC	KPH	RES
74	29	2	TSH -3.95	TSH +3.48	+POINT-610-115/36/S80		NDD									69	AOS	MEB	RES
76	29	0	TEC +0.00	TEH +0.00	EB-610-LLMC		NDD									37	AOS	JHK	RES
76	29	12	TSH -3.60	TSH +4.25	620-MRPC-3C/52 PH		NDD									60	GAC	KPH	RES
78	29	0	TEC +0.00	TEH +0.00	EB-610-LLMC		NDD									37	AOS	JHK	RES
78	29	12	TSH -4.24	TSH +3.97	620-MRPC-3C/52 PH		NDD									61	GAC	KPH	RES
78	29	2	TSH -3.67	TSH +3.36	+POINT-610-115/36/S80		NDD									68	AOS	JHK	RES
80	29	0	TEC +0.00	TEH +0.00	EB-610-LLMC		NDD									38	AOS	MEB	RES
80	29	12	TSH -3.82	TSH +4.42	620-MRPC-3C/52 PH		NDD									61	GAC	KPH	RES
82	29	0	TEC +0.00	TEH +0.00	EB-610-LLMC		NDD									38	AOS	MEB	RES
82	29	12	TSH -4.33	TSH +3.35	620-MRPC-3C/52 PH		NDD									60	GAC	KPH	RES
82	29	2	TSH -3.90	TSH +3.48	+POINT-610-115/36/S80		NDD									69	AOS	MEB	RES
84	29	0	TEC +0.00	TEH +0.00	EB-610-LLMC		NDD									37	AOS	JHK	RES
84	29	12	TSH -3.82	TSH +3.81	620-MRPC-3C/52 PH		NDD									60	GAC	KPH	RES
86	29	0	TEC +0.00	TEH +0.00	EB-610-LLMC		NDD									37	AOS	JHK	RES
86	29	12	TSH -4.35	TSH +3.95	620-MRPC-3C/52 PH		NDD									61	GAC	KPH	RES
86	29	2	TSH -3.47	TSH +3.58	+POINT-610-115/36/S80		NDD									68	AOS	JHK	RES
88	29	0	TEC +0.00	TEH +0.00	EB-610-LLMC		NDD									38	AOS	MEB	RES
88	29	12	TSH -4.46	TSH +3.89	620-MRPC-3C/52 PH		NDD									61	GAC	KPH	RES
90	29	0	TEC +0.00	TEH +0.00	EB-610-LLMC		NDD									38	AOS	MEB	RES
90	29	12	TSH -3.17	TSH +4.54	620-MRPC-3C/52 PH		NDD									60	GAC	KPH	RES
90	29	2	TSH -3.72	TSH +3.70	+POINT-610-115/36/S80		NDD									69	AOS	MEB	RES
92	29	0	TEC +0.00	TEH +0.00	EB-610-LLMC		NDD									37	AOS	JHK	RES
92	29	12	TSH -3.33	TSH +4.37	620-MRPC-3C/52 PH		NDD									60	GAC	KPH	RES
94	29	0	TEC +0.00	TEH +0.00	EB-610-LLMC		NDD									37	AOS	JHK	RES
94	29	12	TSH -4.24	TSH +3.93	620-MRPC-3C/52 PH		NDD									61	GAC	KPH	RES

Row	Col	Plan	Begin Test	End Test	Probe	Rstr	Ind	Pct	Location	Inch 1	Inch 2	Volts	Deg	Chan	Cal	Opri	Anlt	Party		
94	29	2	TSH	-3.18	TSH	+3.67			+POINT-610-115/36/S80								68	AOS	JHK	RES
96	29	0	TEC	+0.00	TEH	+0.00			EB-610-LLMC								38	AOS	MEB	RES
96	29	12	TSH	-4.42	TSH	+3.89			620-MRPC-3C/52 PH								61	GAC	KPH	RES
98	29	0	TEC	+0.00	TEH	+0.00			EB-610-LLMC								38	AOS	MEB	RES
98	29	12	TSH	-3.26	TSH	+4.45			620-MRPC-3C/52 PH								60	GAC	KPH	RES
98	29	2	TSH	-4.37	TSH	+3.02			+POINT-610-115/36/S80								69	AOS	MEB	RES
100	29	0	TEC	+0.00	TEH	+0.00			EB-610-LLMC								37	AOS	JHK	RES
100	29	12	TSH	-3.46	TSH	+4.19			620-MRPC-3C/52 PH								60	GAC	KPH	RES
102	29	0	TEC	+0.00	TEH	+0.00			EB-610-LLMC								37	AOS	TEG	RES
102	29	12	TSH	-3.49	TSH	+4.19			620-MRPC-3C/52 PH								60	GAC	KPH	RES
102	29	2	TSH	-3.44	TSH	+3.51			+POINT-610-115/36/S80								68	AOS	JHK	RES
31	30	12	TSH	-4.29	TSH	+2.88			620-MRPC-3C/52 PH								60	GAC	KPH	RES
33	30	12	TSH	-4.36	TSH	+2.88			620-MRPC-3C/52 PH								60	GAC	KPH	RES
67	30	12	TSH	-3.23	TSH	+3.95			620-MRPC-3C/52 PH								60	GAC	KPH	RES
69	30	12	TSH	-4.49	TSH	+2.72			620-MRPC-3C/52 PH								60	GAC	KPH	RES
5	32	0	TEC	+0.00	TEH	+0.00			EB-610-LLMC								40	AOS	JHK	RES
5	32	12	TSH	-4.04	TSH	+3.27			620-MRPC-3C/52 PH								60	GAC	KPH	RES
9	32	0	TEC	+0.00	TEH	+0.00			EB-610-LLMC								40	AOS	JHK	RES
9	32	12	TSH	-3.96	TSH	+3.23			620-MRPC-3C/52 PH								60	GAC	KPH	RES
17	32	0	TEC	+0.00	TEH	+0.00			EB-610-LLMC								39	AOS	MEB	RES
17	32	12	TSH	-4.23	TSH	+4.09			620-MRPC-3C/52 PH								61	GAC	KPH	RES
21	32	0	TEC	+0.00	TEH	+0.00			EB-610-LLMC								40	AOS	JHK	RES
21	32	12	TSH	-4.10	TSH	+3.07			620-MRPC-3C/52 PH								60	GAC	KPH	RES
29	32	12	TSH	-4.92	TSH	+3.24			620-MRPC-3C/52 PH								61	KCM	KPH	RES
29	32	0	TEC	+0.00	TEH	+0.00			EB-610-LLMC								39	AOS	TEG	RES
33	32	12	TSH	-3.75	TSH	+3.35			620-MRPC-3C/52 PH								60	KCM	KPH	RES
33	32	0	TEC	+0.00	TEH	+0.00			EB-610-LLMC								40	AOS	JHK	RES
41	32	0	TEC	+0.00	TEH	+0.00			EB-610-LLMC								39	AOS	MEB	RES
41	32	12	TSH	-5.02	TSH	+3.10			620-MRPC-3C/52 PH								61	KCM	KPH	RES
45	32	0	TEC	+0.00	TEH	+0.00			EB-610-LLMC								40	AOS	JHK	RES
45	32	12	TSH	-4.24	TSH	+2.94			620-MRPC-3C/52 PH								60	KCM	KPH	RES
53	32	0	TEC	+0.00	TEH	+0.00			EB-610-LLMC								39	AOS	MEB	RES
53	32	12	TSH	-5.50	TSH	+2.78			620-MRPC-3C/52 PH								61	KCM	KPH	RES
57	32	0	TEC	+0.00	TEH	+0.00			EB-610-LLMC								40	AOS	JHK	RES
57	32	12	TSH	-3.63	TSH	+3.51			620-MRPC-3C/52 PH								60	KCM	KPH	RES
65	32	0	TEC	+0.00	TEH	+0.00			EB-610-LLMC								39	AOS	MEB	RES
65	32	12	TSH	-5.55	TSH	+2.86			620-MRPC-3C/52 PH								61	KCM	KPH	RES
69	32	0	TEC	+0.00	TEH	+0.00			EB-610-LLMC								40	AOS	JHK	RES
69	32	12	TSH	-3.74	TSH	+3.55			620-MRPC-3C/52 PH								60	KCM	KPH	RES
77	32	0	TEC	+0.00	TEH	+0.00			EB-610-LLMC								39	AOS	MEB	RES
77	32	12	TSH	-4.44	TSH	+3.80			620-MRPC-3C/52 PH								61	KCM	KPH	RES

VS4 -0.83

6.52 Vpp 173°

M1

04H +17.38

1.05 Vpp 160°

1

Row	Col	Plan	Begin Test	End Test	Probe	Rstr	Ind	Pct	Location	Inch 1	Inch 2	Volts	Deg	Chan	Cal	Oprt	Anlt	Party	
81	32	0	TEC +0.00	TEH +0.00	EB-610-LLMC		NDD									40	AOS	JHK	RES
81	32	12	TSH -3.48	TSH +3.66	620-MRPC-3C/52 PH		NDD									60	KCM	KPH	RES
89	32	0	TEC +0.00	TEH +0.00	EB-610-LLMC		NDD									39	AOS	MEB	RES
89	32	12	TSH -3.72	TSH +4.49	620-MRPC-3C/52 PH		NDD									61	KCM	KPH	RES
93	32	12	TSH -3.53	TSH +4.05	620-MRPC-3C/52 PH		NDD									60	KCM	KPH	RES
93	32	0	TEC +0.00	TEH +0.00	EB-610-LLMC		DNT		VS6 +18.23			8.18 Vpp	174°	M1		40	AOS	TEG	RES
101	32	0	TEC +0.00	TEH +0.00	EB-610-LLMC		NDD									39	AOS	MEB	RES
101	32	12	TSH -2.86	TSH +5.37	620-MRPC-3C/52 PH		NDD									61	KCM	KPH	RES
105	32	0	TEC +0.00	TEH +0.00	EB-610-LLMC		NDD									40	AOS	JHK	RES
105	32	12	TSH -3.60	TSH +3.46	620-MRPC-3C/52 PH		NDD									60	KCM	KPH	RES
82	33	0	TEC +0.00	TEH +0.00	EB-610-LLMC		NDD									40	AOS	JHK	RES
82	33	12	TSH -3.74	TSH +3.51	620-MRPC-3C/52 PH		NDD									60	KCM	KPH	RES
82	33	2	TSH -3.52	TSH +3.96	+POINT-610-115/36/S80		NDD									72	GAC	KPH	RES
2	35	0	OSH +0.00	TEH +0.00	EB-610-LLMC		NDD									39	AOS	MEB	RES
2	35	9	TEC +0.00	TEH +0.00	EB-590-LLMC		NDD									43	GKW	WRH	RES
2	35	12	TSH -4.57	TSH +3.21	620-MRPC-3C/52 PH		NDD									62	JWM	KPH	RES
4	35	12	TSH -3.74	TSH +4.18	620-MRPC-3C/52 PH		NDD									62	JWM	KPH	RES
4	35	0	TEC +0.00	TEH +0.00	EB-610-LLMC		MBM		TSH +20.93			0.33 Vpp	120°	1		40	AOS	TEG	RES
6	35	0	TEC +0.00	TEH +0.00	EB-610-LLMC		NDD									40	AOS	JHK	RES
6	35	12	TSH -13.51	TSH +3.35	620-MRPC-3C/52 PH		NDD									62	JWM	KPH	RES
8	35	0	TEC +0.00	TEH +0.00	EB-610-LLMC		NDD									39	AOS	MEB	RES
8	35	12	TSH -4.08	TSH +3.49	620-MRPC-3C/52 PH		NDD									62	JWM	KPH	RES
12	35	0	TEC +0.00	TEH +0.00	EB-610-LLMC		NDD									40	AOS	JHK	RES
12	35	12	TSH -4.42	TSH +3.83	620-MRPC-3C/52 PH		NDD									63	JWM	KPH	RES
14	35	0	TEC +0.00	TEH +0.00	EB-610-LLMC		NDD									39	AOS	MEB	RES
14	35	12	TSH -4.09	TSH +3.46	620-MRPC-3C/52 PH		NDD									62	JWM	KPH	RES
16	35	0	TEC +0.00	TEH +0.00	EB-610-LLMC		NDD									39	AOS	MEB	RES
16	35	12	TSH -3.75	TSH +3.86	620-MRPC-3C/52 PH		NDD									62	JWM	KPH	RES
18	35	0	TEC +0.00	TEH +0.00	EB-610-LLMC		NDD									40	AOS	JHK	RES
18	35	12	TSH -4.56	TSH +3.65	620-MRPC-3C/52 PH		NDD									63	JWM	KPH	RES
20	35	12	TSH -4.31	TSH +3.94	620-MRPC-3C/52 PH		NDD									63	JWM	KPH	RES
20	35	0	TEC +0.00	TEH +0.00	EB-610-LLMC		DNT		VS4 +1.29			22.40 Vpp	172°	M1		40	AOS	TEG	RES
22	35	0	TEC +0.00	TEH +0.00	EB-610-LLMC		NDD									39	AOS	MEB	RES
22	35	12	TSH -3.72	TSH +3.86	620-MRPC-3C/52 PH		NDD									62	JWM	KPH	RES
26	35	12	TSH -4.27	TSH +3.99	620-MRPC-3C/52 PH		NDD									63	JWM	KPH	RES
26	35	0	TEC +0.00	TEH +0.00	EB-610-LLMC		DNT		VS4 +0.32			6.45 Vpp	173°	M1		40	AOS	TEG	RES
28	35	12	TSH -3.50	TSH +4.19	620-MRPC-3C/52 PH		NDD									62	JWM	KPH	RES
28	35	0	TEC +0.00	TEH +0.00	EB-610-LLMC		DNT		VS4 +0.43			5.05 Vpp	174°	M1		39	AOS	TEG	RES
30	35	0	TEC +0.00	TEH +0.00	EB-610-LLMC		NDD									39	AOS	MEB	RES
30	35	12	TSH -3.56	TSH +4.17	620-MRPC-3C/52 PH		NDD									62	JWM	KPH	RES
32	35	12	TSH -4.38	TSH +3.86	620-MRPC-3C/52 PH		NDD									63	JWM	KPH	RES

Row	Col	Plan	Begin Test	End Test	Probe	Rstr	Ind	Pct	Location	Inch 1	Inch 2	Volts	Deg	Chan	Cal	Oprt	Anlt	Party
32	35	0	TEC +0.00	TEH +0.00	EB-610-LLMC		DNT		VS4 +0.43			6.97 Vpp	173°	M1	40	AOS	TEG	RES
34	35	0	TEC +0.00	TEH +0.00	EB-610-LLMC		NDD								40	AOS	JHK	RES
34	35	12	TSH -4.42	TSH +3.88	620-MRPC-3C/52 PH		NDD								63	JWM	KPH	RES
36	35	0	TEC +0.00	TEH +0.00	EB-610-LLMC		NDD								39	AOS	MEB	RES
36	35	12	TSH -3.21	TSH +4.98	620-MRPC-3C/52 PH		NDD								61	KCM	KPH	RES
40	35	0	TEC +0.00	TEH +0.00	EB-610-LLMC		NDD								40	AOS	JHK	RES
40	35	12	TSH -3.63	TSH +3.60	620-MRPC-3C/52 PH		NDD								60	KCM	KPH	RES
42	35	0	TEC +0.00	TEH +0.00	EB-610-LLMC		NDD								39	AOS	MEB	RES
42	35	12	TSH -3.38	TSH +4.57	620-MRPC-3C/52 PH		NDD								61	KCM	KPH	RES
44	35	0	TEC +0.00	TEH +0.00	EB-610-LLMC		NDD								39	AOS	MEB	RES
44	35	12	TSH -3.60	TSH +4.71	620-MRPC-3C/52 PH		NDD								61	KCM	KPH	RES
46	35	0	TEC +0.00	TEH +0.00	EB-610-LLMC		NDD								40	AOS	JHK	RES
46	35	12	TSH -3.78	TSH +3.39	620-MRPC-3C/52 PH		NDD								60	KCM	KPH	RES
48	35	12	TSH -3.71	TSH +3.61	620-MRPC-3C/52 PH		NDD								60	KCM	KPH	RES
48	35	0	TEC +0.00	TEH +0.00	EB-610-LLMC		MBM		01c +31.65			0.76 Vpp	20°	1	40	AOS	TEG	RES
50	35	0	TEC +0.00	TEH +0.00	EB-610-LLMC		NDD								39	AOS	MEB	RES
50	35	12	TSH -3.10	TSH +5.11	620-MRPC-3C/52 PH		NDD								61	KCM	KPH	RES
54	35	0	TEC +0.00	TEH +0.00	EB-610-LLMC		NDD								40	AOS	JHK	RES
54	35	12	TSH -3.67	TSH +4.08	620-MRPC-3C/52 PH		NDD								60	KCM	KPH	RES
56	35	0	TEC +0.00	TEH +0.00	EB-610-LLMC		NDD								39	AOS	MEB	RES
56	35	12	TSH -3.12	TSH +5.11	620-MRPC-3C/52 PH		NDD								61	KCM	KPH	RES
58	35	0	TEC +0.00	TEH +0.00	EB-610-LLMC		NDD								39	AOS	MEB	RES
58	35	12	TSH -3.58	TSH +4.65	620-MRPC-3C/52 PH		NDD								61	KCM	KPH	RES
60	35	0	TEC +0.00	TEH +0.00	EB-610-LLMC		NDD								40	AOS	JHK	RES
60	35	12	TSH -3.84	TSH +3.44	620-MRPC-3C/52 PH		NDD								60	KCM	KPH	RES
62	35	0	TEC +0.00	TEH +0.00	EB-610-LLMC		NDD								40	AOS	JHK	RES
62	35	12	TSH -3.72	TSH +3.51	620-MRPC-3C/52 PH		NDD								60	KCM	KPH	RES
64	35	0	TEC +0.00	TEH +0.00	EB-610-LLMC		NDD								39	AOS	MEB	RES
64	35	12	TSH -4.57	TSH +3.65	620-MRPC-3C/52 PH		NDD								61	KCM	KPH	RES
68	35	0	TEC +0.00	TEH +0.00	EB-610-LLMC		NDD								40	AOS	JHK	RES
68	35	12	TSH -3.83	TSH +3.39	620-MRPC-3C/52 PH		NDD								60	KCM	KPH	RES
70	35	0	TEC +0.00	TEH +0.00	EB-610-LLMC		NDD								39	AOS	MEB	RES
70	35	12	TSH -2.60	TSH +5.68	620-MRPC-3C/52 PH		NDD								61	KCM	KPH	RES
72	35	0	TEC +0.00	TEH +0.00	EB-610-LLMC		NDD								39	AOS	MEB	RES
72	35	12	TSH -3.10	TSH +5.16	620-MRPC-3C/52 PH		NDD								61	KCM	KPH	RES
74	35	0	TEC +0.00	TEH +0.00	EB-610-LLMC		NDD								40	AOS	JHK	RES
74	35	12	TSH -3.30	TSH +3.90	620-MRPC-3C/52 PH		NDD								60	KCM	KPH	RES
76	35	0	TEC +0.00	TEH +0.00	EB-610-LLMC		NDD								40	AOS	JHK	RES
76	35	12	TSH -3.26	TSH +3.93	620-MRPC-3C/52 PH		NDD								60	KCM	KPH	RES
78	35	0	TEC +0.00	TEH +0.00	EB-610-LLMC		NDD								39	AOS	MEB	RES
78	35	12	TSH -2.86	TSH +5.31	620-MRPC-3C/52 PH		NDD								61	KCM	KPH	RES

Row	Col	Plan	Begin Test	End Test	Probe	Rstr	Ind	Pct	Location	Inch 1	Inch 2	Volts	Deg	Chan	Cal	Oppt	Anlt	Party	
82	35	0	TEC +0.00	TEH +0.00	EB-610-LLMC		NDD									40	AOS	JHK	RES
82	35	12	TSH -3.35	TSH +3.82	620-MRPC-3C/52 PH		NDD									60	KCM	KPH	RES
84	35	0	TEC +0.00	TEH +0.00	EB-610-LLMC		NDD									39	AOS	TEG	RES
84	35	12	TSH -3.71	TSH +4.53	620-MRPC-3C/52 PH		NDD									61	KCM	KPH	RES
86	35	0	TEC +0.00	TEH +0.00	EB-610-LLMC		NDD									39	AOS	MEB	RES
86	35	12	TSH -3.80	TSH +4.46	620-MRPC-3C/52 PH		NDD									61	KCM	KPH	RES
88	35	0	TEC +0.00	TEH +0.00	EB-610-LLMC		NDD									40	AOS	JHK	RES
88	35	12	TSH -3.52	TSH +3.59	620-MRPC-3C/52 PH		NDD									60	KCM	KPH	RES
90	35	0	TEC +0.00	TEH +0.00	EB-610-LLMC		NDD									40	AOS	JHK	RES
90	35	12	TSH -3.46	TSH +3.62	620-MRPC-3C/52 PH		NDD									60	KCM	KPH	RES
92	35	0	TEC +0.00	TEH +0.00	EB-610-LLMC		NDD									39	AOS	MEB	RES
92	35	12	TSH -3.11	TSH +5.22	620-MRPC-3C/52 PH		NDD									61	KCM	KPH	RES
96	35	0	TEC +0.00	TEH +0.00	EB-610-LLMC		NDD									40	AOS	JHK	RES
96	35	12	TSH -3.64	TSH +3.37	620-MRPC-3C/52 PH		NDD									60	KCM	KPH	RES
98	35	0	TEC +0.00	TEH +0.00	EB-610-LLMC		NDD									39	AOS	MEB	RES
98	35	12	TSH -3.47	TSH +4.85	620-MRPC-3C/52 PH		NDD									61	KCM	KPH	RES
100	35	0	TEC +0.00	TEH +0.00	EB-610-LLMC		NDD									39	AOS	MEB	RES
100	35	12	TSH -3.64	TSH +4.69	620-MRPC-3C/52 PH		NDD									61	KCM	KPH	RES
102	35	0	TEC +0.00	TEH +0.00	EB-610-LLMC		NDD									40	AOS	JHK	RES
102	35	12	TSH -3.52	TSH +3.54	620-MRPC-3C/52 PH		NDD									60	KCM	KPH	RES
104	35	0	TEC +0.00	TEH +0.00	EB-610-LLMC		NDD									40	AOS	JHK	RES
104	35	12	TSH -3.82	TSH +3.28	620-MRPC-3C/52 PH		NDD									60	KCM	KPH	RES
106	35	0	TEC +0.00	TEH +0.00	EB-610-LLMC		NDD									39	AOS	MEB	RES
106	35	12	TSH -3.41	TSH +4.93	620-MRPC-3C/52 PH		NDD									61	KCM	KPH	RES
110	35	0	TEC +0.00	TEH +0.00	EB-610-LLMC		NDD									40	AOS	JHK	RES
110	35	12	TSH -3.33	TSH +3.69	620-MRPC-3C/52 PH		NDD									60	KCM	KPH	RES
42	37	0	TEC +0.00	TEH +0.00	EB-610-LLMC		NDD									40	AOS	JHK	RES
42	37	12	TSH -3.98	TSH +4.23	620-MRPC-3C/52 PH		NDD									64	GKW	WRH	RES
42	37	2	TSH -3.83	TSH +3.09	+POINT-610-115/36/S80		NDD									68	AOS	JHK	RES
44	37	0	TEC +0.00	TEH +0.00	EB-610-LLMC		NDD									40	AOS	JHK	RES
44	37	12	TSH -3.94	TSH +4.13	620-MRPC-3C/52 PH		NDD									64	GKW	WRH	RES
15	38	0	TEC +0.00	TEH +0.00	EB-610-LLMC		NDD									40	AOS	JHK	RES
15	38	12	TSH -14.30	TSH +2.82	620-MRPC-3C/52 PH		NDD									62	JWM	WRH	RES
23	38	12	TSH -16.58	TSH +2.61	620-MRPC-3C/52 PH		NDD									62	JWM	WRH	RES
23	38	0	TEC +0.00	TEH +0.00	EB-610-LLMC		DNT		VS4 -0.53			9.55 Vpp 174°		M1	40	AOS	TEG	RES	
39	38	12	TSH -4.36	TSH +3.95	620-MRPC-3C/52 PH		NDD									64	GKW	WRH	RES
39	38	0	TEC +0.00	TEH +0.00	EB-610-LLMC		DNT		VS4 -1.07			6.37 Vpp 173°		M1	40	AOS	TEG	RES	
47	38	0	TEC +0.00	TEH +0.00	EB-610-LLMC		NDD									40	AOS	TEG	RES
47	38	12	TSH -4.02	TSH +4.05	620-MRPC-3C/52 PH		NDD									64	GKW	WRH	RES
63	38	0	TEC +0.00	TEH +0.00	EB-610-LLMC		NDD									40	AOS	JHK	RES
63	38	12	TSH -3.04	TSH +5.21	620-MRPC-3C/52 PH		NDD									59	KCM	KPH	RES

Row	Col	Plan	Begin Test	End Test	Probe	Rstr	Ind	Pct	Location	Inch 1	Inch 2	Volts	Deg	Chan	Cal	Opri	Anlt	Party	
71	38	0	TEC	+0.00	TEH	+0.00			EB-610-LLMC							40	AOS	JHK	RES
71	38	12	TSH	-4.41	TSH	+2.71			620-MRPC-3C/52 PH							58	KCM	KPH	RES
87	38	0	TEC	+0.00	TEH	+0.00			EB-610-LLMC							40	AOS	JHK	RES
87	38	12	TSH	-3.55	TSH	+3.57			620-MRPC-3C/52 PH							58	KCM	KPH	RES
95	38	0	TEC	+0.00	TEH	+0.00			EB-610-LLMC							40	AOS	JHK	RES
95	38	12	TSH	-3.61	TSH	+3.47			620-MRPC-3C/52 PH							58	KCM	KPH	RES
111	38	0	TEC	+0.00	TEH	+0.00			EB-610-LLMC							40	AOS	JHK	RES
111	38	12	TSH	-3.60	TSH	+3.44			620-MRPC-3C/52 PH							58	KCM	KPH	RES
2	41	0	OSH	+0.00	TEH	+0.00			EB-610-LLMC							39	AOS	MEB	RES
2	41	9	TEC	+0.00	TEH	+0.00			EB-590-LLMC							43	GKW	WRH	RES
2	41	12	TSH	-4.24	TSH	+3.63			620-MRPC-3C/52 PH							62	JWM	WRH	RES
2	41	2	TSH	-3.79	TSH	+4.16			+POINT-610-115/36/S80							69	AOS	MEB	RES
4	41	0	TEC	+0.00	TEH	+0.00			EB-610-LLMC							40	AOS	JHK	RES
4	41	12	TSH	-4.39	TSH	+3.45			620-MRPC-3C/52 PH							62	JWM	WRH	RES
6	41	0	TEC	+0.00	TEH	+0.00			EB-610-LLMC							40	AOS	JHK	RES
6	41	12	TSH	-4.26	TSH	+3.53			620-MRPC-3C/52 PH							62	JWM	WRH	RES
6	41	2	TSH	-3.26	TSH	+4.68			+POINT-610-115/36/S80							69	AOS	MEB	RES
8	41	0	TEC	+0.00	TEH	+0.00			EB-610-LLMC							39	AOS	TEG	RES
8	41	12	TSH	-3.86	TSH	+3.68			620-MRPC-3C/52 PH							62	JWM	WRH	RES
10	41	0	TEC	+0.00	TEH	+0.00			EB-610-LLMC							39	AOS	MEB	RES
10	41	12	TSH	-4.10	TSH	+3.55			620-MRPC-3C/52 PH							62	JWM	WRH	RES
10	41	2	TSH	-3.79	TSH	+3.60			+POINT-610-115/36/S80							69	AOS	MEB	RES
12	41	0	TEC	+0.00	TEH	+0.00			EB-610-LLMC							40	AOS	JHK	RES
12	41	12	TSH	-4.11	TSH	+4.07			620-MRPC-3C/52 PH							63	JWM	WRH	RES
14	41	0	TEC	+0.00	TEH	+0.00			EB-610-LLMC							40	AOS	JHK	RES
14	41	12	TSH	-4.00	TSH	+4.17			620-MRPC-3C/52 PH							63	JWM	WRH	RES
14	41	2	TSH	-3.30	TSH	+3.66			+POINT-610-115/36/S80							68	AOS	JHK	RES
16	41	0	TEC	+0.00	TEH	+0.00			EB-610-LLMC							12	DLR	WRH	RES
16	41	12	TSH	-4.08	TSH	+3.62			620-MRPC-3C/52 PH							62	JWM	WRH	RES
18	41	0	TEC	+0.00	TEH	+0.00			EB-610-LLMC							12	DLR	WRH	RES
18	41	12	TSH	-3.87	TSH	+4.40			620-MRPC-3C/52 PH							62	JWM	WRH	RES
18	41	2	TSH	-3.37	TSH	+4.01			+POINT-610-115/36/S80							69	AOS	MEB	RES
20	41	12	TSH	-4.06	TSH	+4.22			620-MRPC-3C/52 PH							63	JWM	WRH	RES
20	41	0	TEC	+0.00	TEH	+0.00			EB-610-LLMC		VS4 +1.20	24.20 Vpp 178°		1	11	DLR	MAR	RES	
22	41	0	TEC	+0.00	TEH	+0.00			EB-610-LLMC							11	DLR	AJD	RES
22	41	12	TSH	-4.08	TSH	+4.14			620-MRPC-3C/52 PH							63	JWM	WRH	RES
22	41	2	TSH	-3.22	TSH	+3.73			+POINT-610-115/36/S80							68	AOS	JHK	RES
24	41	12	TSH	-4.03	TSH	+3.79			620-MRPC-3C/52 PH							62	JWM	WRH	RES
24	41	0	TEC	+0.00	TEH	+0.00			EB-610-LLMC		VS4 +0.61	7.65 Vpp 173°		M1	12	DLR	MAR	RES	
26	41	0	TEC	+0.00	TEH	+0.00			EB-610-LLMC							12	DLR	WRH	RES
26	41	12	TSH	-4.29	TSH	+3.52			620-MRPC-3C/52 PH							62	JWM	WRH	RES

Row	Col	Plan	Begin Test	End Test	Probe	Rstr	Ind	Pct	Location	Inch 1	Inch 2	Volts	Deg	Chan	Cal	Opri	Anlt	Party					
26	41	2	TSH	-3.17	TSH	+4.34			+POINT-610-115/36/S80							68	AOS	JHK	RES				
28	41	12	TSH	-4.08	TSH	+4.20			620-MRPC-3C/52 PH							63	JWM	WRH	RES				
28	41	0	TEC	+0.00	TEH	+0.00			EB-610-LLMC							11	DLR	MAR	RES				
30	41	0	TEC	+0.00	TEH	+0.00			EB-610-LLMC							11	DLR	AJD	RES				
30	41	12	TSH	-4.54	TSH	+3.87			620-MRPC-3C/52 PH							63	JWM	WRH	RES				
30	41	2	TSH	-3.59	TSH	+3.37			+POINT-610-115/36/S80							68	AOS	JHK	RES				
32	41	0	TEC	+0.00	TEH	+0.00			EB-610-LLMC							12	DLR	WRH	RES				
32	41	12	TSH	-3.63	TSH	+4.24			620-MRPC-3C/52 PH							62	JWM	WRH	RES				
34	41	0	TEC	+0.00	TEH	+0.00			EB-610-LLMC							12	DLR	MAR	RES				
34	41	12	TSH	-3.82	TSH	+4.10			620-MRPC-3C/52 PH							62	JWM	WRH	RES				
34	41	2	TSH	-3.65	TSH	+3.90			+POINT-610-115/36/S80							68	AOS	JHK	RES				
36	41	0	TEC	+0.00	TEH	+0.00			EB-610-LLMC							11	DLR	AJD	RES				
36	41	12	TSH	-4.05	TSH	+4.21			620-MRPC-3C/52 PH							63	JWM	WRH	RES				
38	41	0	TEC	+0.00	TEH	+0.00			EB-610-LLMC							11	DLR	AJD	RES				
38	41	12	TSH	-4.67	TSH	+3.64			620-MRPC-3C/52 PH							63	JWM	WRH	RES				
38	41	2	TSH	-3.72	TSH	+3.19			+POINT-610-115/36/S80							68	AOS	JHK	RES				
40	41	0	TEC	+0.00	TEH	+0.00			EB-610-LLMC							12	DLR	WRH	RES				
40	41	12	TSH	-4.03	TSH	+3.85			620-MRPC-3C/52 PH							62	JWM	WRH	RES				
42	41	12	TSH	-3.51	TSH	+4.25			620-MRPC-3C/52 PH							62	JWM	WRH	RES				
42	41	2	TSH	-3.59	TSH	+3.92			+POINT-610-115/36/S80							68	AOS	JHK	RES				
42	41	0	TEC	+0.00	TEH	+0.00			EB-610-LLMC	PCT	11	VS4	-0.80			1.13	Vvm	M3	12	DLR	WJS	LAR	
44	41	0	TEC	+0.00	TEH	+0.00			EB-610-LLMC							11	DLR	AJD	RES				
44	41	12	TSH	-4.82	TSH	+3.51			620-MRPC-3C/52 PH							63	JWM	WRH	RES				
46	41	0	TEC	+0.00	TEH	+0.00			EB-610-LLMC							11	DLR	AJD	RES				
46	41	12	TSH	-4.76	TSH	+3.52			620-MRPC-3C/52 PH							63	JWM	WRH	RES				
46	41	2	TSH	-4.42	TSH	+2.46			+POINT-610-115/36/S80							68	AOS	JHK	RES				
48	41	12	TSH	-4.03	TSH	+3.73			620-MRPC-3C/52 PH							62	JWM	WRH	RES				
48	41	0	TEC	+0.00	TEH	+0.00			EB-610-LLMC	PCT	12	VS4	-0.94			1.17	Vvm	M3	12	DLR	WJS	LAR	
50	41	0	TEC	+0.00	TEH	+0.00			EB-610-LLMC							12	DLR	WRH	RES				
50	41	12	TSH	-3.75	TSH	+3.98			620-MRPC-3C/52 PH							62	JWM	WRH	RES				
50	41	2	TSH	-3.33	TSH	+3.59			+POINT-610-115/36/S80							68	AOS	JHK	RES				
52	41	0	TEC	+0.00	TEH	+0.00			EB-610-LLMC							11	DLR	AJD	RES				
52	41	12	TSH	-4.35	TSH	+3.95			620-MRPC-3C/52 PH							63	JWM	WRH	RES				
54	41	0	TEC	+0.00	TEH	+0.00			EB-610-LLMC							11	DLR	AJD	RES				
54	41	12	TSH	-4.11	TSH	+4.21			620-MRPC-3C/52 PH							63	JWM	WRH	RES				
54	41	2	TSH	-3.55	TSH	+3.37			+POINT-610-115/36/S80							68	AOS	JHK	RES				
56	41	0	TEC	+0.00	TEH	+0.00			EB-610-LLMC							12	DLR	WRH	RES				
56	41	12	TSH	-3.52	TSH	+4.19			620-MRPC-3C/52 PH							62	JWM	WRH	RES				
58	41	12	TSH	-3.21	TSH	+5.01			620-MRPC-3C/52 PH							59	KCM	KPH	RES				
58	41	2	TSH	-3.18	TSH	+3.77			+POINT-610-115/36/S80							68	AOS	JHK	RES				
58	41	0	TEC	+0.00	TEH	+0.00			EB-610-LLMC	MBM		02H	+16.74			0.61	Vpp	166°	1	12	DLR	MAR	RES

Row	Col	Plan	Begin Test	End Test	Probe	Rstr	Ind	Pct	Location	Inch 1	Inch 2	Volts	Deg	Chan	Cal	Oprt	Anlt	Party
60	41	0	TEC +0.00	TEH +0.00	EB-610-LLMC		NDD								11	DLR	AJD	RES
60	41	12	TSH -3.32	TSH +4.98	620-MRPC-3C/52 PH		NDD								59	KCM	KPH	RES
62	41	0	TEC +0.00	TEH +0.00	EB-610-LLMC		NDD								11	DLR	AJD	RES
62	41	12	TSH -3.60	TSH +3.44	620-MRPC-3C/52 PH		NDD								58	KCM	KPH	RES
62	41	2	TSH -3.93	TSH +3.01	+POINT-610-115/36/S80		NDD								68	AOS	JHK	RES
64	41	0	TEC +0.00	TEH +0.00	EB-610-LLMC		NDD								12	DLR	WRH	RES
64	41	12	TSH -3.86	TSH +4.34	620-MRPC-3C/52 PH		NDD								59	KCM	TEG	RES
66	41	0	TEC +0.00	TEH +0.00	EB-610-LLMC		NDD								12	DLR	WRH	RES
66	41	12	TSH -4.18	TSH +4.09	620-MRPC-3C/52 PH		NDD								59	KCM	KPH	RES
66	41	2	TSH -3.80	TSH +3.12	+POINT-610-115/36/S80		NDD								68	AOS	JHK	RES
68	41	0	TEC +0.00	TEH +0.00	EB-610-LLMC		NDD								11	DLR	AJD	RES
68	41	12	TSH -3.61	TSH +3.48	620-MRPC-3C/52 PH		NDD								58	KCM	KPH	RES
70	41	0	TEC +0.00	TEH +0.00	EB-610-LLMC		NDD								11	DLR	AJD	RES
70	41	12	TSH -3.51	TSH +3.58	620-MRPC-3C/52 PH		NDD								58	KCM	KPH	RES
70	41	2	TSH -3.82	TSH +3.09	+POINT-610-115/36/S80		NDD								68	AOS	JHK	RES
72	41	0	TEC +0.00	TEH +0.00	EB-610-LLMC		NDD								12	DLR	WRH	RES
72	41	12	TSH -4.47	TSH +3.71	620-MRPC-3C/52 PH		NDD								59	KCM	KPH	RES
74	41	0	TEC +0.00	TEH +0.00	EB-610-LLMC		NDD								12	DLR	WRH	RES
74	41	12	TSH -2.94	TSH +5.31	620-MRPC-3C/52 PH		NDD								59	KCM	KPH	RES
74	41	2	TSH -3.81	TSH +3.07	+POINT-610-115/36/S80		NDD								68	AOS	JHK	RES
76	41	0	TEC +0.00	TEH +0.00	EB-610-LLMC		NDD								11	DLR	AJD	RES
76	41	12	TSH -3.68	TSH +3.57	620-MRPC-3C/52 PH		NDD								58	KCM	KPH	RES
78	41	0	TEC +0.00	TEH +0.00	EB-610-LLMC		NDD								11	DLR	AJD	RES
78	41	3	O1H +0.00	TEH +0.00	EB-610-LLMC		TIU								26	GAC	WJS	RES
78	41	8	O1H +0.00	TEH +0.00	EB-610-LLMC		NDD								41	GKW	KPH	RES
78	41	12	TSH -3.46	TSH +3.74	620-MRPC-3C/52 PH		NDD								58	KCM	KPH	RES
78	41	2	TSH -3.67	TSH +3.79	+POINT-610-115/36/S80		NDD								68	AOS	JHK	RES
80	41	0	TEC +0.00	TEH +0.00	EB-610-LLMC		NDD								12	DLR	WRH	RES
80	41	12	TSH -3.74	TSH +4.53	620-MRPC-3C/52 PH		NDD								59	KCM	KPH	RES
82	41	0	TEC +0.00	TEH +0.00	EB-610-LLMC		NDD								12	DLR	WRH	RES
82	41	12	TSH -3.41	TSH +4.93	620-MRPC-3C/52 PH		NDD								59	KCM	KPH	RES
82	41	2	TSH -3.58	TSH +3.29	+POINT-610-115/36/S80		NDD								68	AOS	JHK	RES
84	41	0	TEC +0.00	TEH +0.00	EB-610-LLMC		NDD								11	DLR	AJD	RES
84	41	12	TSH -3.59	TSH +3.66	620-MRPC-3C/52 PH		NDD								58	KCM	KPH	RES
86	41	0	TEC +0.00	TEH +0.00	EB-610-LLMC		NDD								11	DLR	AJD	RES
86	41	12	TSH -4.00	TSH +3.18	620-MRPC-3C/52 PH		NDD								58	KCM	KPH	RES
86	41	2	TSH -3.08	TSH +3.79	+POINT-610-115/36/S80		NDD								68	AOS	JHK	RES
88	41	0	TEC +0.00	TEH +0.00	EB-610-LLMC		NDD								12	DLR	WRH	RES
88	41	12	TSH -4.45	TSH +3.79	620-MRPC-3C/52 PH		NDD								59	KCM	KPH	RES
90	41	0	TEC +0.00	TEH +0.00	EB-610-LLMC		NDD								12	DLR	WRH	RES
90	41	12	TSH -4.80	TSH +3.38	620-MRPC-3C/52 PH		NDD								59	KCM	KPH	RES

Row	Col	Plan	Begin Test	End Test	Probe	Rstr	Ind	Pct	Location	Inch 1	Inch 2	Volts	Deg	Chan	Cal	Oprt	Anlt	Party
90	41	2	TSH -3.56	TSH +3.32	+POINT-610-115/36/S80										68	AOS	JHK	RES
92	41	0	TEC +0.00	TEH +0.00	EB-610-LLMC										11	DLR	AJD	RES
92	41	12	TSH -3.85	TSH +3.25	620-MRPC-3C/52 PH										58	KCM	KPH	RES
94	41	0	TEC +0.00	TEH +0.00	EB-610-LLMC										11	DLR	AJD	RES
94	41	12	TSH -3.84	TSH +3.29	620-MRPC-3C/52 PH										58	KCM	KPH	RES
94	41	2	TSH -3.60	TSH +3.31	+POINT-610-115/36/S80										68	AOS	JHK	RES
96	41	0	TEC +0.00	TEH +0.00	EB-610-LLMC										12	DLR	WRH	RES
96	41	12	TSH -3.55	TSH +4.61	620-MRPC-3C/52 PH										59	KCM	KPH	RES
98	41	0	TEC +0.00	TEH +0.00	EB-610-LLMC										12	DLR	WRH	RES
98	41	12	TSH -3.76	TSH +4.61	620-MRPC-3C/52 PH										59	KCM	TEG	RES
98	41	2	TSH -3.44	TSH +3.52	+POINT-610-115/36/S80										68	AOS	JHK	RES
100	41	0	TEC +0.00	TEH +0.00	EB-610-LLMC										11	DLR	AJD	RES
100	41	12	TSH -3.89	TSH +3.23	620-MRPC-3C/52 PH										58	KCM	KPH	RES
102	41	0	TEC +0.00	TEH +0.00	EB-610-LLMC										11	DLR	AJD	RES
102	41	12	TSH -3.59	TSH +3.51	620-MRPC-3C/52 PH										58	KCM	KPH	RES
102	41	2	TSH -3.85	TSH +3.13	+POINT-610-115/36/S80										68	AOS	JHK	RES
104	41	0	TEC +0.00	TEH +0.00	EB-610-LLMC										12	DLR	WRH	RES
104	41	12	TSH -4.66	TSH +3.51	620-MRPC-3C/52 PH										59	KCM	KPH	RES
106	41	0	TEC +0.00	TEH +0.00	EB-610-LLMC										12	DLR	WRH	RES
106	41	12	TSH -4.03	TSH +4.25	620-MRPC-3C/52 PH										59	KCM	KPH	RES
106	41	2	TSH -3.87	TSH +3.11	+POINT-610-115/36/S80										68	AOS	JHK	RES
108	41	0	TEC +0.00	TEH +0.00	EB-610-LLMC										11	DLR	AJD	RES
108	41	12	TSH -3.61	TSH +3.45	620-MRPC-3C/52 PH										58	KCM	KPH	RES
110	41	0	TEC +0.00	TEH +0.00	EB-610-LLMC										11	DLR	AJD	RES
110	41	12	TSH -3.49	TSH +3.55	620-MRPC-3C/52 PH										58	KCM	KPH	RES
110	41	2	TSH -3.74	TSH +3.22	+POINT-610-115/36/S80										68	AOS	JHK	RES
112	41	0	TEC +0.00	TEH +0.00	EB-610-LLMC										12	DLR	WRH	RES
112	41	12	TSH -3.57	TSH +4.71	620-MRPC-3C/52 PH										59	KCM	KPH	RES
114	41	0	TEC +0.00	TEH +0.00	EB-610-LLMC										12	DLR	WRH	RES
114	41	12	TSH -3.22	TSH +4.98	620-MRPC-3C/52 PH										59	KCM	KPH	RES
114	41	2	TSH -3.68	TSH +3.27	+POINT-610-115/36/S80										68	AOS	JHK	RES
116	41	0	TEC +0.00	TEH +0.00	EB-610-LLMC										11	DLR	AJD	RES
116	41	12	TSH -4.23	TSH +2.79	620-MRPC-3C/52 PH										58	KCM	KPH	RES
118	41	0	TEC +0.00	TEH +0.00	EB-610-LLMC										11	DLR	AJD	RES
118	41	12	TSH -2.98	TSH +4.53	620-MRPC-3C/52 PH										58	KCM	KPH	RES
118	41	2	TSH -3.85	TSH +3.15	+POINT-610-115/36/S80										68	AOS	JHK	RES
5	44	0	TEC +0.00	TEH +0.00	EB-610-LLMC										11	DLR	AJD	RES
5	44	12	TSH -4.20	TSH +3.75	620-MRPC-3C/52 PH										62	JWM	WRH	RES
9	44	0	TEC +0.00	TEH +0.00	EB-610-LLMC										11	DLR	AJD	RES
9	44	12	TSH -3.97	TSH +4.43	620-MRPC-3C/52 PH										62	JWM	WRH	RES
17	44	0	TEC +0.00	TEH +0.00	EB-610-LLMC										11	DLR	AJD	RES

Row	Col	Plan	Begin Test	End Test	Probe	Rstr	Ind	Pct	Location	Inch 1	Inch 2	Volts	Deg	Chan	Cal	Oprt	Antl	Party	
17	44	12	TSH -4.78	TSH +2.83	620-MRPC-3C/52 PH		NDD									62	JWM	WRH	RES
21	44	12	TSH -4.87	TSH +3.59	620-MRPC-3C/52 PH		NDD									63	JWM	MAR	RES
21	44	0	TEC +0.00	TEH +0.00	EB-610-LLMC		MMB		03C +10.10			0.80 Vpp	158°	1	11	DLR	MAR	RES	
21	44	0	TEC +0.00	TEH +0.00	EB-610-LLMC		DNT		VS4 -0.83			5.05 Vpp	170°	M1	11	DLR	MAR	RES	
29	44	12	TSH -3.65	TSH +4.54	620-MRPC-3C/52 PH		NDD									62	JWM	WRH	RES
29	44	0	TEC +0.00	TEH +0.00	EB-610-LLMC		DNT		VS4 -0.80			5.31 Vpp	175°	M1	12	DLR	MAR	RES	
33	44	0	TEC +0.00	TEH +0.00	EB-610-LLMC		NDD									11	DLR	AJD	RES
33	44	12	TSH -3.98	TSH +4.37	620-MRPC-3C/52 PH		NDD									63	JWM	WRH	RES
41	44	0	TEC +0.00	TEH +0.00	EB-610-LLMC		NDD									12	DLR	WRH	RES
41	44	12	TSH -3.74	TSH +3.90	620-MRPC-3C/52 PH		NDD									62	JWM	WRH	RES
45	44	0	TEC +0.00	TEH +0.00	EB-610-LLMC		NDD									11	DLR	AJD	RES
45	44	12	TSH -4.02	TSH +4.32	620-MRPC-3C/52 PH		NDD									63	JWM	WRH	RES
53	44	0	TEC +0.00	TEH +0.00	EB-610-LLMC		NDD									12	DLR	WRH	RES
53	44	12	TSH -3.39	TSH +4.30	620-MRPC-3C/52 PH		NDD									62	JWM	WRH	RES
57	44	0	TEC +0.00	TEH +0.00	EB-610-LLMC		NDD									11	DLR	AJD	RES
57	44	12	TSH -3.39	TSH +4.92	620-MRPC-3C/52 PH		NDD									63	JWM	WRH	RES
65	44	0	TEC +0.00	TEH +0.00	EB-610-LLMC		NDD									12	DLR	WRH	RES
65	44	12	TSH -4.40	TSH +3.76	620-MRPC-3C/52 PH		NDD									59	KCM	KPH	RES
69	44	0	TEC +0.00	TEH +0.00	EB-610-LLMC		NDD									11	DLR	AJD	RES
69	44	12	TSH -3.43	TSH +3.72	620-MRPC-3C/52 PH		NDD									58	KCM	KPH	RES
77	44	0	TEC +0.00	TEH +0.00	EB-610-LLMC		NDD									12	DLR	WRH	RES
77	44	12	TSH -4.05	TSH +4.19	620-MRPC-3C/52 PH		NDD									59	KCM	KPH	RES
81	44	0	TEC +0.00	TEH +0.00	EB-610-LLMC		NDD									11	DLR	AJD	RES
81	44	12	TSH -3.65	TSH +3.43	620-MRPC-3C/52 PH		NDD									58	KCM	KPH	RES
89	44	0	TEC +0.00	TEH +0.00	EB-610-LLMC		NDD									12	DLR	WRH	RES
89	44	12	TSH -4.71	TSH +3.67	620-MRPC-3C/52 PH		NDD									59	KCM	KPH	RES
93	44	0	TEC +0.00	TEH +0.00	EB-610-LLMC		NDD									11	DLR	AJD	RES
93	44	12	TSH -3.56	TSH +3.51	620-MRPC-3C/52 PH		NDD									58	KCM	KPH	RES
101	44	0	TEC +0.00	TEH +0.00	EB-610-LLMC		NDD									12	DLR	WRH	RES
101	44	12	TSH -4.24	TSH +3.88	620-MRPC-3C/52 PH		NDD									59	KCM	KPH	RES
105	44	0	TEC +0.00	TEH +0.00	EB-610-LLMC		NDD									11	DLR	MAR	RES
105	44	12	TSH -3.73	TSH +3.32	620-MRPC-3C/52 PH		NDD									58	KCM	KPH	RES
113	44	0	TEC +0.00	TEH +0.00	EB-610-LLMC		NDD									12	DLR	WRH	RES
113	44	12	TSH -3.27	TSH +4.86	620-MRPC-3C/52 PH		NDD									59	KCM	KPH	RES
117	44	0	TEC +0.00	TEH +0.00	EB-610-LLMC		NDD									11	DLR	AJD	RES
117	44	12	TSH -3.84	TSH +3.10	620-MRPC-3C/52 PH		NDD									58	KCM	KPH	RES
13	46	12	TSH -3.84	TSH +4.11	620-MRPC-3C/52 PH		NDD									62	JWM	WRH	RES
15	46	12	TSH -4.36	TSH +3.54	620-MRPC-3C/52 PH		NDD									64	GKW	WRH	RES
15	46	0	TEC +0.00	TEH +0.00	EB-610-LLMC		PCT	18	03H -0.03			0.44 Vpp	136°	M1	7	GKW	WJS	LAR	
49	46	12	TSH -4.39	TSH +3.22	620-MRPC-3C/52 PH		NDD									64	GKW	MAR	RES
51	46	12	TSH -4.23	TSH +4.07	620-MRPC-3C/52 PH		NDD									65	GKW	WRH	RES

Row	Col	Plan	Begin Test	End Test	Probe	Rstr	Ind	Pct	Location	Inch 1	Inch 2	Volts	Deg	Chan	Cal	Opri	Anlt	Party	
85	46	12	TSH -3.99	TSH +3.19	620-MRPC-3C/52 PH		NDD									58	KCM	KPH	RES
87	46	12	TSH -3.87	TSH +3.76	620-MRPC-3C/52 PH		NDD									58	KCM	KPH	RES
121	46	12	TSH -3.66	TSH +5.17	620-MRPC-3C/52 PH		NDD									59	KCM	MEB	RES
123	46	12	TSH -3.65	TSH +4.95	620-MRPC-3C/52 PH		NDD									59	KCM	MEB	RES
2	47	0	OSC +0.00	TEH +0.00	EB-610-LLMC	RST	NDD									8	GKW	TEG	RES
2	47	9	TEC +0.00	TEH +0.00	EB-590-LLMC		NDD									43	GKW	WRH	RES
2	47	12	TSH -4.06	TSH +3.69	620-MRPC-3C/52 PH		NDD									64	GKW	WRH	RES
4	47	0	TEC +0.00	TEH +0.00	EB-610-LLMC		NDD									8	GKW	KPH	RES
4	47	12	TSH +0.00	TSH +0.00	620-MRPC-3C/52 PH		BDA									64	GKW	MAR	RES
4	47	14	TSH -4.15	TSH +3.51	620-MRPC-3C/52 PH		NDD									67	GKW	WRH	RES
6	47	0	TEC +0.00	TEH +0.00	EB-610-LLMC		NDD									8	GKW	KPH	RES
6	47	12	TSH +0.00	TSH +0.00	620-MRPC-3C/52 PH		BDA									64	GKW	MAR	RES
6	47	14	TSH -4.24	TSH +3.45	620-MRPC-3C/52 PH		NDD									67	GKW	MAR	RES
8	47	0	TEC +0.00	TEH +0.00	EB-610-LLMC		NDD									8	GKW	KPH	RES
8	47	12	TSH +0.00	TSH +0.00	620-MRPC-3C/52 PH		BDA									64	GKW	WRH	RES
8	47	14	TSH -3.99	TSH +3.75	620-MRPC-3C/52 PH		NDD									67	GKW	WRH	RES
12	47	0	TEC +0.00	TEH +0.00	EB-610-LLMC		NDD									8	GKW	KPH	RES
12	47	12	TSH -3.76	TSH +4.04	620-MRPC-3C/52 PH		NDD									64	GKW	WRH	RES
16	47	0	TEC +0.00	TEH +0.00	EB-610-LLMC		NDD									7	GKW	WRH	RES
16	47	12	TSH -4.84	TSH +2.67	620-MRPC-3C/52 PH		NDD									64	GKW	WRH	RES
18	47	12	TSH -3.97	TSH +3.69	620-MRPC-3C/52 PH		NDD									64	GKW	WRH	RES
18	47	0	TEC +0.00	TEH +0.00	EB-610-LLMC		MBM	02C	+34.11			0.22 Vpp	119°	1	7	GKW	WJS	LAR	
18	47	0	TEC +0.00	TEH +0.00	EB-610-LLMC		MBM	03H	+18.54			0.23 Vpp	35°	1	7	GKW	WJS	LAR	
18	47	0	TEC +0.00	TEH +0.00	EB-610-LLMC		MBM	01H	+34.99			0.22 Vpp	144°	1	7	GKW	WJS	LAR	
18	47	0	TEC +0.00	TEH +0.00	EB-610-LLMC		MBM	03H	+17.83			0.25 Vpp	70°	1	7	GKW	WJS	LAR	
18	47	0	TEC +0.00	TEH +0.00	EB-610-LLMC		MBM	02H	+16.60			0.23 Vpp	99°	1	7	GKW	WJS	LAR	
18	47	0	TEC +0.00	TEH +0.00	EB-610-LLMC		MBM	02H	+33.17			0.18 Vpp	90°	1	7	GKW	WJS	LAR	
20	47	12	TSH -5.73	TSH +3.52	620-MRPC-3C/52 PH		NDD									65	GKW	WRH	RES
20	47	2	TSH -3.18	TSH +4.38	+POINT-610-115/36/S80		NDD									72	GAC	KPH	RES
20	47	0	TEC +0.00	TEH +0.00	EB-610-LLMC		DNT	VS4	+1.09			24.96 Vpp	172°	M1	7	GKW	TEG	RES	
22	47	12	TSH -5.08	TSH +4.22	620-MRPC-3C/52 PH		NDD									65	GKW	WRH	RES
22	47	0	TEC +0.00	TEH +0.00	EB-610-LLMC		MBM	02H	+33.19			0.22 Vpp	155°	1	7	GKW	TEG	RES	
26	47	12	TSH -4.14	TSH +3.57	620-MRPC-3C/52 PH		NDD									64	GKW	WRH	RES
26	47	0	TEC +0.00	TEH +0.00	EB-610-LLMC		DNT	VS4	+0.50			12.60 Vpp	173°	M1	7	GKW	TEG	RES	
28	47	12	TSH -4.13	TSH +3.66	620-MRPC-3C/52 PH		NDD									64	GKW	WRH	RES
28	47	0	TEC +0.00	TEH +0.00	EB-610-LLMC		DNT	VS4	+0.67			8.53 Vpp	173°	M1	7	GKW	TEG	RES	
30	47	0	TEC +0.00	TEH +0.00	EB-610-LLMC		NDD									7	GKW	WRH	RES
30	47	12	TSH -5.67	TSH +3.57	620-MRPC-3C/52 PH		NDD									65	GKW	MAR	RES
32	47	0	TEC +0.00	TEH +0.00	EB-610-LLMC		NDD									7	GKW	WRH	RES
32	47	12	TSH -4.36	TSH +3.86	620-MRPC-3C/52 PH		NDD									65	GKW	WRH	RES
34	47	0	TEC +0.00	TEH +0.00	EB-610-LLMC		NDD									7	GKW	WRH	RES

Row	Col	Plan	Begin Test	End Test	Probe	Rstr	Ind	Pct	Location	Inch 1	Inch 2	Volts	Deg	Chan	Cal	Oprt	Anlt	Party	
34	47	12	TSH -4.12	TSH +3.71	620-MRPC-3C/52 PH		NDD									64	GKW	WRH	RES
36	47	12	TSH -4.38	TSH +3.43	620-MRPC-3C/52 PH		NDD									64	GKW	WRH	RES
36	47	0	TEC +0.00	TEH +0.00	EB-610-LLMC		DNT		VS4 +0.77			6.84 Vpp	173°	M1	7	GKW	TEG	RES	
40	47	0	TEC +0.00	TEH +0.00	EB-610-LLMC		NDD								7	GKW	WRH	RES	
40	47	12	TSH -5.15	TSH +3.08	620-MRPC-3C/52 PH		NDD								65	GKW	WRH	RES	
42	47	0	TEC +0.00	TEH +0.00	EB-610-LLMC		NDD								7	GKW	WRH	RES	
42	47	12	TSH -4.61	TSH +3.07	620-MRPC-3C/52 PH		NDD								64	GKW	WRH	RES	
44	47	0	TEC +0.00	TEH +0.00	EB-610-LLMC		NDD								7	GKW	WRH	RES	
44	47	12	TSH -4.52	TSH +3.17	620-MRPC-3C/52 PH		NDD								64	GKW	WRH	RES	
44	47	2	TSH -3.20	TSH +4.40	+POINT-610-115/36/S80		NDD								72	GAC	KPH	RES	
46	47	0	TEC +0.00	TEH +0.00	EB-610-LLMC		NDD								7	GKW	WRH	RES	
46	47	12	TSH -5.29	TSH +2.91	620-MRPC-3C/52 PH		NDD								65	GKW	WRH	RES	
48	47	0	TEC +0.00	TEH +0.00	EB-610-LLMC		NDD								7	GKW	MAR	RES	
48	47	12	TSH -4.40	TSH +3.86	620-MRPC-3C/52 PH		NDD								65	GKW	WRH	RES	
52	47	12	TSH -3.89	TSH +3.72	620-MRPC-3C/52 PH		NDD								64	GKW	WRH	RES	
54	47	0	TEC +0.00	TEH +0.00	EB-610-LLMC		NDD								7	GKW	WRH	RES	
54	47	12	TSH -6.53	TSH +1.06	620-MRPC-3C/52 PH		BDA								64	GKW	MAR	RES	
54	47	14	TSH -4.68	TSH +3.17	620-MRPC-3C/52 PH		NDD								67	GKW	WRH	RES	
56	47	0	TEC +0.00	TEH +0.00	EB-610-LLMC		NDD								7	GKW	WRH	RES	
56	47	12	TSH -4.07	TSH +4.20	620-MRPC-3C/52 PH		NDD								65	GKW	WRH	RES	
58	47	0	TEC +0.00	TEH +0.00	EB-610-LLMC		NDD								7	GKW	WRH	RES	
58	47	12	TSH -2.78	TSH +5.47	620-MRPC-3C/52 PH		NDD								59	KCM	KPH	RES	
60	47	0	TEC +0.00	TEH +0.00	EB-610-LLMC		NDD								7	GKW	WRH	RES	
60	47	12	TSH -3.63	TSH +4.48	620-MRPC-3C/52 PH		NDD								64	GKW	WRH	RES	
62	47	0	TEC +0.00	TEH +0.00	EB-610-LLMC		NDD								7	GKW	WRH	RES	
62	47	12	TSH -3.38	TSH +3.66	620-MRPC-3C/52 PH		NDD								58	KCM	KPH	RES	
64	47	0	TEC +0.00	TEH +0.00	EB-610-LLMC		NDD								7	GKW	WRH	RES	
64	47	12	TSH -4.49	TSH +3.73	620-MRPC-3C/52 PH		NDD								59	KCM	KPH	RES	
68	47	0	TEC +0.00	TEH +0.00	EB-610-LLMC		NDD								7	GKW	WRH	RES	
68	47	12	TSH -3.88	TSH +3.39	620-MRPC-3C/52 PH		NDD								58	KCM	KPH	RES	
70	47	0	TEC +0.00	TEH +0.00	EB-610-LLMC		NDD								7	GKW	WRH	RES	
70	47	12	TSH -4.48	TSH +3.68	620-MRPC-3C/52 PH		NDD								59	KCM	KPH	RES	
72	47	0	TEC +0.00	TEH +0.00	EB-610-LLMC		NDD								12	DLR	WRH	RES	
72	47	12	TSH -4.14	TSH +4.10	620-MRPC-3C/52 PH		NDD								59	KCM	KPH	RES	
74	47	0	TEC +0.00	TEH +0.00	EB-610-LLMC		NDD								7	GKW	WRH	RES	
74	47	12	TSH -3.55	TSH +3.55	620-MRPC-3C/52 PH		NDD								58	KCM	KPH	RES	
74	47	2	TSH -3.27	TSH +4.33	+POINT-610-115/36/S80		NDD								72	GAC	KPH	RES	
76	47	0	TEC +0.00	TEH +0.00	EB-610-LLMC		NDD								11	DLR	AJD	RES	
76	47	12	TSH -3.69	TSH +3.32	620-MRPC-3C/52 PH		NDD								58	KCM	KPH	RES	
78	47	0	TEC +0.00	TEH +0.00	EB-610-LLMC		NDD								12	GKW	WRH	RES	
78	47	12	TSH -3.51	TSH +4.71	620-MRPC-3C/52 PH		NDD								59	KCM	KPH	RES	

Row	Col	Plan	Begin Test	End Test	Probe	Rstr	Ind	Pct	Location	Inch 1	Inch 2	Volts	Deg	Chan	Cal	Opri	Anlt	Party	
82	47	0	TEC	+0.00	TEH	+0.00			EB-610-LLMC							11	GKW	AJD	RES
82	47	12	TSH	-3.44	TSH	+3.54			620-MRPC-3C/52 PH							58	KCM	KPH	RES
84	47	0	TEC	+0.00	TEH	+0.00			EB-610-LLMC							12	GKW	WRH	RES
84	47	12	TSH	-4.43	TSH	+3.79			620-MRPC-3C/52 PH							59	KCM	KPH	RES
88	47	0	TEC	+0.00	TEH	+0.00			EB-610-LLMC							11	GKW	AJD	RES
88	47	12	TSH	-4.01	TSH	+3.05			620-MRPC-3C/52 PH							58	KCM	KPH	RES
90	47	0	TEC	+0.00	TEH	+0.00			EB-610-LLMC							12	GKW	WRH	RES
90	47	12	TSH	-4.16	TSH	+2.97			620-MRPC-3C/52 PH							58	KCM	KPH	RES
92	47	0	TEC	+0.00	TEH	+0.00			EB-610-LLMC							7	GKW	WRH	RES
92	47	12	TSH	-4.94	TSH	+3.35			620-MRPC-3C/52 PH							59	KCM	KPH	RES
96	47	0	TEC	+0.00	TEH	+0.00			EB-610-LLMC							8	GKW	KPH	RES
96	47	12	TSH	-3.68	TSH	+3.60			620-MRPC-3C/52 PH							58	KCM	KPH	RES
98	47	12	TSH	-4.53	TSH	+3.65			620-MRPC-3C/52 PH							59	KCM	KPH	RES
98	47	0	TEC	+0.00	TEH	+0.00			EB-610-LLMC							7	GKW	TEG	RES
100	47	0	TEC	+0.00	TEH	+0.00			EB-610-LLMC							7	GKW	WRH	RES
100	47	12	TSH	-4.78	TSH	+3.47			620-MRPC-3C/52 PH							59	KCM	KPH	RES
102	47	0	TEC	+0.00	TEH	+0.00			EB-610-LLMC							8	GKW	KPH	RES
102	47	12	TSH	-4.21	TSH	+3.02			620-MRPC-3C/52 PH							58	KCM	KPH	RES
104	47	0	TEC	+0.00	TEH	+0.00			EB-610-LLMC							8	GKW	KPH	RES
104	47	12	TSH	-3.56	TSH	+3.64			620-MRPC-3C/52 PH							58	KCM	KPH	RES
106	47	0	TEC	+0.00	TEH	+0.00			EB-610-LLMC							7	GKW	WRH	RES
106	47	12	TSH	-4.65	TSH	+3.59			620-MRPC-3C/52 PH							59	KCM	KPH	RES
110	47	0	TEC	+0.00	TEH	+0.00			EB-610-LLMC							8	GKW	KPH	RES
110	47	12	TSH	-3.99	TSH	+3.36			620-MRPC-3C/52 PH							58	KCM	KPH	RES
112	47	0	TEC	+0.00	TEH	+0.00			EB-610-LLMC							7	GKW	WRH	RES
112	47	12	TSH	-4.47	TSH	+3.76			620-MRPC-3C/52 PH							59	KCM	KPH	RES
114	47	0	TEC	+0.00	TEH	+0.00			EB-610-LLMC							7	GKW	WRH	RES
114	47	12	TSH	-4.72	TSH	+3.66			620-MRPC-3C/52 PH							59	KCM	KPH	RES
116	47	0	TEC	+0.00	TEH	+0.00			EB-610-LLMC							8	GKW	TEG	RES
116	47	12	TSH	-3.43	TSH	+3.77			620-MRPC-3C/52 PH							58	KCM	KPH	RES
118	47	0	TEC	+0.00	TEH	+0.00			EB-610-LLMC							8	GKW	KPH	RES
118	47	12	TSH	-3.54	TSH	+3.68			620-MRPC-3C/52 PH							58	KCM	KPH	RES
120	47	0	TEC	+0.00	TEH	+0.00			EB-610-LLMC							7	GKW	WRH	RES
120	47	12	TSH	-3.42	TSH	+3.63			620-MRPC-3C/52 PH							58	KCM	KPH	RES
124	47	12	TSH	-3.68	TSH	+4.88			620-MRPC-3C/52 PH							59	KCM	MEB	RES
124	47	0	TEC	+0.00	TEH	+0.00			EB-610-LLMC							8	GKW	TEG	RES
13	48	12	TSH	-4.73	TSH	+3.00			620-MRPC-3C/52 PH							64	GKW	WRH	RES
15	48	12	TSH	-4.23	TSH	+4.13			620-MRPC-3C/52 PH							63	JWM	WRH	RES
49	48	12	TSH	-4.21	TSH	+3.46			620-MRPC-3C/52 PH							64	GKW	MAR	RES
51	48	12	TSH	-4.78	TSH	+3.47			620-MRPC-3C/52 PH							65	GKW	WRH	RES
85	48	12	TSH	-3.99	TSH	+3.64			620-MRPC-3C/52 PH							58	KCM	KPH	RES

05c +6.81

9.45 Vpp 183°

VS1 -0.03

8.54 Vpp 174°

Row	Col	Plan	Begin Test	End Test	Probe	Rstr	Ind	Pct	Location	Inch 1	Inch 2	Volts	Deg	Chan	Cal	Oprt	Anlt	Party	
87	48	12	TSH	-4.12	TSH	+3.11			620-MRPC-3C/52 PH							58	KCM	KPH	RES
121	48	12	TSH	-3.54	TSH	+5.05			620-MRPC-3C/52 PH							59	KCM	MEB	RES
123	48	12	TSH	-3.07	TSH	+5.52			620-MRPC-3C/52 PH							59	KCM	WJS	RES
3	50	0	TEC	+0.00	TEH	+0.00			EB-610-LLMC							8	GKW	KPH	RES
3	50	12	TSH	-4.30	TSH	+3.53			620-MRPC-3C/52 PH							64	GKW	WRH	RES
11	50	0	TEC	+0.00	TEH	+0.00			EB-610-LLMC							8	GKW	KPH	RES
11	50	12	TSH	-3.84	TSH	+3.88			620-MRPC-3C/52 PH							64	GKW	WRH	RES
15	50	0	TEC	+0.00	TEH	+0.00			EB-610-LLMC							8	GKW	KPH	RES
15	50	12	TSH	-4.96	TSH	+3.50			620-MRPC-3C/52 PH							65	GKW	WRH	RES
23	50	0	TEC	+0.00	TEH	+0.00			EB-610-LLMC							7	GKW	WRH	RES
23	50	12	TSH	-4.10	TSH	+3.62			620-MRPC-3C/52 PH							64	GKW	WRH	RES
27	50	0	TEC	+0.00	TEH	+0.00			EB-610-LLMC							8	GKW	TEG	RES
27	50	12	TSH	-5.17	TSH	+3.01			620-MRPC-3C/52 PH							65	GKW	WRH	RES
35	50	0	TEC	+0.00	TEH	+0.00			EB-610-LLMC							7	GKW	WRH	RES
35	50	12	TSH	-4.22	TSH	+3.80			620-MRPC-3C/52 PH							64	GKW	WRH	RES
39	50	0	TEC	+0.00	TEH	+0.00			EB-610-LLMC							8	GKW	KPH	RES
39	50	12	TSH	-4.82	TSH	+3.38			620-MRPC-3C/52 PH							65	GKW	WRH	RES
47	50	0	TEC	+0.00	TEH	+0.00			EB-610-LLMC							7	GKW	WRH	RES
47	50	12	TSH	-4.37	TSH	+3.31			620-MRPC-3C/52 PH							64	GKW	WRH	RES
51	50	0	TEC	+0.00	TEH	+0.00			EB-610-LLMC							8	GKW	KPH	RES
51	50	12	TSH	-5.36	TSH	+2.88			620-MRPC-3C/52 PH							65	GKW	WRH	RES
59	50	12	TSH	-3.30	TSH	+3.93			620-MRPC-3C/52 PH							58	KCM	KPH	RES
59	50	0	TEC	+0.00	TEH	+0.00			EB-610-LLMC				0.50 Vpp	139°	1	7	GKW	WRH	RES
63	50	0	TEC	+0.00	TEH	+0.00			EB-610-LLMC							8	GKW	KPH	RES
63	50	12	TSH	-3.89	TSH	+3.32			620-MRPC-3C/52 PH							58	KCM	KPH	RES
71	50	0	TEC	+0.00	TEH	+0.00			EB-610-LLMC							7	GKW	WRH	RES
71	50	12	TSH	-4.14	TSH	+2.90			620-MRPC-3C/52 PH							58	KCM	KPH	RES
75	50	0	TEC	+0.00	TEH	+0.00			EB-610-LLMC							8	GKW	TEG	RES
75	50	3	TEC	+0.00	TEH	+0.00			EB-610-LLMC							26	GAC	WJS	RES
75	50	12	TSH	-4.03	TSH	+4.30			620-MRPC-3C/52 PH							59	KCM	KPH	RES
83	50	0	TEC	+0.00	TEH	+0.00			EB-610-LLMC							7	GKW	WRH	RES
83	50	12	TSH	-3.61	TSH	+3.43			620-MRPC-3C/52 PH							58	KCM	KPH	RES
87	50	0	TEC	+0.00	TEH	+0.00			EB-610-LLMC							8	GKW	KPH	RES
87	50	12	TSH	-3.59	TSH	+4.85			620-MRPC-3C/52 PH							59	KCM	KPH	RES
95	50	0	TEC	+0.00	TEH	+0.00			EB-610-LLMC							8	GKW	KPH	RES
95	50	12	TSH	-3.38	TSH	+3.69			620-MRPC-3C/52 PH							58	KCM	KPH	RES
99	50	0	TEC	+0.00	TEH	+0.00			EB-610-LLMC							5	GKW	KPH	RES
99	50	12	TSH	-3.69	TSH	+5.12			620-MRPC-3C/52 PH							59	KCM	MEB	RES
107	50	0	TEC	+0.00	TEH	+0.00			EB-610-LLMC							5	GKW	KPH	RES
107	50	12	TSH	-3.23	TSH	+5.60			620-MRPC-3C/52 PH							59	KCM	MEB	RES
111	50	0	TEC	+0.00	TEH	+0.00			EB-610-LLMC							5	GKW	KPH	RES

Row	Col	Plan	Begin Test	End Test	Probe	Rstr.	Ind	Pct	Location	Inch 1	Inch 2	Volts	Deg	Chan	Cal.	Oprt	Anlt	Party	
111	50	12	TSH	-3.59	TSH	+3.49			620-MRPC-3C/52 PH							58	KCM	KPH	RES
119	50	0	TEC	+0.00	TEH	+0.00			EB-610-LLMC							5	GKW	KPH	RES
119	50	12	TSH	-3.67	TSH	+4.91			620-MRPC-3C/52 PH							59	KCM	MEB	RES
123	50	0	TEC	+0.00	TEH	+0.00			EB-610-LLMC							5	GKW	KPH	RES
123	50	12	TSH	-3.25	TSH	+5.31			620-MRPC-3C/52 PH							59	KCM	MEB	RES
95	52	0	TEC	+0.00	TEH	+0.00			EB-610-LLMC							8	GKW	KPH	RES
95	52	3	TEC	+0.00	TEH	+0.00			EB-610-LLMC	PCT	24 VS6 +0.83	2.34 Vvm	M3	26	GAC	WJS	LAR		
95	52	3	TEC	+0.00	TEH	+0.00			EB-610-LLMC	PCT	16 VS6 -0.97	1.37 Vvm	M3	26	GAC	WJS	LAR		
95	52	3	TEC	+0.00	TEH	+0.00			EB-610-LLMC	PCT	18 VS4 -0.95	1.58 Vvm	M3	26	GAC	WJS	LAR		
2	53	0	OSH	+0.00	TEH	+0.00			EB-610-LLMC							40	AOS	TES	RES
2	53	9	TEC	+0.00	TEH	+0.00			EB-590-LLMC							43	GKW	MAR	RES
2	53	12	TSH	-3.94	TSH	+4.26			620-MRPC-3C/52 PH							64	GKW	WRH	RES
2	53	2	TSH	-3.34	TSH	+4.25			+POINT-610-115/36/S80							72	GAC	KPH	RES
4	53	0	TEC	+0.00	TEH	+0.00			EB-610-LLMC							5	GAC	JHK	RES
4	53	12	TSH	-3.98	TSH	+4.28			620-MRPC-3C/52 PH							64	GKW	WRH	RES
6	53	0	TEC	+0.00	TEH	+0.00			EB-610-LLMC							5	GAC	JHK	RES
6	53	12	TSH	-4.18	TSH	+3.98			620-MRPC-3C/52 PH							64	GKW	WRH	RES
6	53	2	TSH	-3.52	TSH	+4.08			+POINT-610-115/36/S80							72	GAC	KPH	RES
8	53	0	TEC	+0.00	TEH	+0.00			EB-610-LLMC							5	GAC	JHK	RES
8	53	12	TSH	-4.48	TSH	+3.77			620-MRPC-3C/52 PH							64	GKW	WRH	RES
10	53	0	TEC	+0.00	TEH	+0.00			EB-610-LLMC							5	GAC	JHK	RES
10	53	12	TSH	-4.73	TSH	+3.51			620-MRPC-3C/52 PH							64	GKW	WRH	RES
10	53	2	TSH	-3.51	TSH	+3.48			+POINT-610-115/36/S80							72	GAC	KPH	RES
12	53	0	TEC	+0.00	TEH	+0.00			EB-610-LLMC							5	GAC	JHK	RES
12	53	12	TSH	-4.95	TSH	+3.80			620-MRPC-3C/52 PH							65	GKW	WRH	RES
14	53	0	TEC	+0.00	TEH	+0.00			EB-610-LLMC							5	GAC	JHK	RES
14	53	12	TSH	-5.38	TSH	+3.41			620-MRPC-3C/52 PH							65	GKW	WRH	RES
14	53	2	TSH	-3.93	TSH	+3.47			+POINT-610-115/36/S80							73	GAC	KPH	RES
16	53	0	TEC	+0.00	TEH	+0.00			EB-610-LLMC							5	GAC	JHK	RES
16	53	12	TSH	-4.23	TSH	+4.05			620-MRPC-3C/52 PH							64	GKW	WRH	RES
18	53	0	TEC	+0.00	TEH	+0.00			EB-610-LLMC							5	GAC	JHK	RES
18	53	12	TSH	-4.41	TSH	+3.92			620-MRPC-3C/52 PH							64	GKW	WRH	RES
18	53	2	TSH	-3.40	TSH	+3.55			+POINT-610-115/36/S80							72	GAC	KPH	RES
20	53	0	TEC	+0.00	TEH	+0.00			EB-610-LLMC							5	GKW	KPH	RES
20	53	12	TSH	-5.78	TSH	+3.14			620-MRPC-3C/52 PH							65	GKW	WRH	RES
22	53	0	TEC	+0.00	TEH	+0.00			EB-610-LLMC							5	GKW	KPH	RES
22	53	12	TSH	-5.13	TSH	+3.74			620-MRPC-3C/52 PH							65	GKW	WRH	RES
22	53	2	TSH	-3.70	TSH	+3.70			+POINT-610-115/36/S80							73	GAC	KPH	RES
24	53	0	TEC	+0.00	TEH	+0.00			EB-610-LLMC							5	GKW	KPH	RES
24	53	12	TSH	-3.94	TSH	+4.38			620-MRPC-3C/52 PH							64	GKW	WRH	RES
26	53	0	TEC	+0.00	TEH	+0.00			EB-610-LLMC							5	GKW	KPH	RES

Row	Col	Plan	Begin Test	End Test	Probe	Rstr	Ind	Pct	Location	Inch 1	Inch 2	Volts	Deg	Chan	Cal	Opri	Anlt	Party	
26	53	12	TSH	-3.56	TSH	+4.70			620-MRPC-3C/52 PH							64	GKW	WRH	RES
26	53	2	TSH	-3.23	TSH	+3.67			+POINT-610-115/36/S80							72	GAC	KPH	RES
28	53	0	TEC	+0.00	TEH	+0.00			EB-610-LLMC							5	GKW	KPH	RES
28	53	12	TSH	-5.94	TSH	+2.89			620-MRPC-3C/52 PH							65	GKW	WRH	RES
30	53	0	TEC	+0.00	TEH	+0.00			EB-610-LLMC							5	GKW	KPH	RES
30	53	12	TSH	-5.22	TSH	+3.62			620-MRPC-3C/52 PH							65	GKW	WRH	RES
30	53	2	TSH	-3.69	TSH	+3.71			+POINT-610-115/36/S80							73	GAC	KPH	RES
32	53	0	TEC	+0.00	TEH	+0.00			EB-610-LLMC							5	GKW	KPH	RES
32	53	12	TSH	-4.36	TSH	+2.68			620-MRPC-3C/52 PH							84	AOS	JHK	RES
34	53	0	TEC	+0.00	TEH	+0.00			EB-610-LLMC							5	GKW	KPH	RES
34	53	2	TSH	-4.29	TSH	+3.77			+POINT-610-115/36/S80							78	JWM	WRH	RES
34	53	12	TSH	-4.28	TSH	+3.10			620-MRPC-3C/52 PH							85	AOS	JHK	RES
36	53	0	TEC	+0.00	TEH	+0.00			EB-610-LLMC							6	GKW	WRH	RES
36	53	12	TSH	-4.18	TSH	+3.21			620-MRPC-3C/52 PH							85	AOS	JHK	RES
38	53	0	TEC	+0.00	TEH	+0.00			EB-610-LLMC							6	GKW	WRH	RES
38	53	2	TSH	-3.56	TSH	+3.93			+POINT-610-115/36/S80							77	JWM	WRH	RES
38	53	12	TSH	-4.40	TSH	+2.55			620-MRPC-3C/52 PH							84	AOS	JHK	RES
40	53	0	TEC	+0.00	TEH	+0.00			EB-610-LLMC							5	GKW	KPH	RES
40	53	12	TSH	-4.05	TSH	+2.87			620-MRPC-3C/52 PH							84	AOS	JHK	RES
42	53	0	TEC	+0.00	TEH	+0.00			EB-610-LLMC							5	GKW	KPH	RES
42	53	2	TSH	-4.21	TSH	+3.87			+POINT-610-115/36/S80							78	JWM	WRH	RES
42	53	12	TSH	-4.39	TSH	+2.99			620-MRPC-3C/52 PH							85	AOS	JHK	RES
44	53	0	TEC	+0.00	TEH	+0.00			EB-610-LLMC							6	GKW	WRH	RES
44	53	12	TSH	-4.16	TSH	+3.26			620-MRPC-3C/52 PH							85	AOS	JHK	RES
46	53	2	TSH	-3.13	TSH	+4.33			+POINT-610-115/36/S80							77	JWM	WRH	RES
46	53	12	TSH	-3.47	TSH	+3.37			620-MRPC-3C/52 PH							84	AOS	JHK	RES
46	53	0	TEC	+0.00	TEH	+0.00			EB-610-LLMC	PCT	13 VS4 -0.60		1.24 Vvm	M3		6	GKW	WJS	LAR
48	53	0	TEC	+0.00	TEH	+0.00			EB-610-LLMC							5	GKW	KPH	RES
48	53	12	TSH	-4.18	TSH	+2.69			620-MRPC-3C/52 PH							84	AOS	JHK	RES
50	53	0	TEC	+0.00	TEH	+0.00			EB-610-LLMC							5	GKW	KPH	RES
50	53	2	TSH	-4.12	TSH	+3.90			+POINT-610-115/36/S80							78	JWM	WRH	RES
50	53	12	TSH	-3.79	TSH	+3.64			620-MRPC-3C/52 PH							85	AOS	JHK	RES
52	53	0	TEC	+0.00	TEH	+0.00			EB-610-LLMC							6	GKW	WRH	RES
52	53	12	TSH	-3.68	TSH	+3.73			620-MRPC-3C/52 PH							85	AOS	JHK	RES
54	53	2	TSH	-3.23	TSH	+4.22			+POINT-610-115/36/S80							77	JWM	WRH	RES
54	53	12	TSH	-3.85	TSH	+2.99			620-MRPC-3C/52 PH							84	AOS	JHK	RES
54	53	0	TEC	+0.00	TEH	+0.00			EB-610-LLMC	MBM	02H +3.87		0.36 Vpp 135°	1		6	GKW	TEG	RES
56	53	0	TEC	+0.00	TEH	+0.00			EB-610-LLMC							5	GKW	KPH	RES
56	53	12	TSH	-4.07	TSH	+2.86			620-MRPC-3C/52 PH							84	AOS	JHK	RES
58	53	12	TSH	-4.12	TSH	+2.90			620-MRPC-3C/52 PH							58	KCM	JHK	RES
58	53	2	TSH	-4.45	TSH	+3.60			+POINT-610-115/36/S80							78	JWM	WRH	RES

Row	Col	Plan	Begin Test	End Test	Probe	Rstr	Ind	Pct	Location	Inch 1	Inch 2	Volts	Deg	Chan	Cal	Opri	Anlt	Party	
58	53	0	TEC +0.00	TEH +0.00	EB-610-LLMC				02C +37.19			0.55 Vpp	29°	1	5	GKW	TEG	RES	
58	53	0	TEC +0.00	TEH +0.00	EB-610-LLMC				03C +32.96			0.26 Vpp	68°	1	5	GKW	TEG	RES	
60	53	0	TEC +0.00	TEH +0.00	EB-610-LLMC											6	GKW	WRH	RES
60	53	12	TSH -3.58	TSH +3.43	620-MRPC-3C/52 PH											58	KCM	JHK	RES
62	53	0	TEC +0.00	TEH +0.00	EB-610-LLMC											6	GKW	WRH	RES
62	53	12	TSH -3.88	TSH +3.20	620-MRPC-3C/52 PH											58	KCM	JHK	RES
62	53	2	TSH -2.81	TSH +4.84	+POINT-610-115/36/S80											77	JWM	WRH	RES
64	53	0	TEC +0.00	TEH +0.00	EB-610-LLMC											5	GKW	KPH	RES
64	53	12	TSH -3.72	TSH +3.29	620-MRPC-3C/52 PH											58	KCM	JHK	RES
66	53	0	TEC +0.00	TEH +0.00	EB-610-LLMC											5	GKW	KPH	RES
66	53	12	TSH -3.79	TSH +3.21	620-MRPC-3C/52 PH											58	KCM	KPH	RES
66	53	2	TSH -3.99	TSH +5.41	+POINT-610-115/36/S80											77	JWM	WRH	RES
68	53	0	TEC +0.00	TEH +0.00	EB-610-LLMC											6	GKW	WRH	RES
68	53	12	TSH -3.73	TSH +3.24	620-MRPC-3C/52 PH											58	KCM	KPH	RES
70	53	12	TSH -3.49	TSH +3.48	620-MRPC-3C/52 PH											58	KCM	KPH	RES
70	53	2	TSH -3.58	TSH +3.30	+POINT-610-115/36/S80											72	GAC	KPH	RES
70	53	0	TEC +0.00	TEH +0.00	EB-610-LLMC			PCT	9 03C +0.06			0.44 Vmr	161°	1	6	GKW	WJS	LAR	
72	53	0	TEC +0.00	TEH +0.00	EB-610-LLMC											5	GKW	KPH	RES
72	53	12	TSH -3.71	TSH +3.14	620-MRPC-3C/52 PH											58	KCM	KPH	RES
74	53	0	TEC +0.00	TEH +0.00	EB-610-LLMC											5	GKW	KPH	RES
74	53	12	TSH -3.34	TSH +3.52	620-MRPC-3C/52 PH											58	KCM	KPH	RES
74	53	2	TSH -3.95	TSH +3.42	+POINT-610-115/36/S80											73	GAC	KPH	RES
76	53	0	TEC +0.00	TEH +0.00	EB-610-LLMC											6	GKW	WRH	RES
76	53	12	TSH -3.33	TSH +4.15	620-MRPC-3C/52 PH											59	KCM	MEB	RES
78	53	0	TEC +0.00	TEH +0.00	EB-610-LLMC											6	GKW	WRH	RES
78	53	12	TSH -3.37	TSH +3.71	620-MRPC-3C/52 PH											59	KCM	MEB	RES
78	53	2	TSH -3.60	TSH +3.78	+POINT-610-115/36/S80											69	AOS	MEB	RES
80	53	0	TEC +0.00	TEH +0.00	EB-610-LLMC											5	GKW	KPH	RES
80	53	12	TSH -3.24	TSH +3.68	620-MRPC-3C/52 PH											58	KCM	KPH	RES
82	53	0	TEC +0.00	TEH +0.00	EB-610-LLMC											5	GKW	KPH	RES
82	53	12	TSH -3.93	TSH +2.99	620-MRPC-3C/52 PH											58	KCM	KPH	RES
82	53	2	TSH -3.62	TSH +3.38	+POINT-610-115/36/S80											68	AOS	JHK	RES
84	53	0	TEC +0.00	TEH +0.00	EB-610-LLMC											6	GKW	WRH	RES
84	53	12	TSH -3.01	TSH +4.22	620-MRPC-3C/52 PH											59	KCM	MEB	RES
86	53	0	TEC +0.00	TEH +0.00	EB-610-LLMC											6	GKW	WRH	RES
86	53	12	TSH -2.73	TSH +4.18	620-MRPC-3C/52 PH											59	KCM	WJS	RES
86	53	2	TSH -4.15	TSH +3.23	+POINT-610-115/36/S80											69	AOS	MEB	RES
88	53	0	TEC +0.00	TEH +0.00	EB-610-LLMC											5	GKW	KPH	RES
88	53	12	TSH -3.45	TSH +3.42	620-MRPC-3C/52 PH											58	KCM	KPH	RES
90	53	0	TEC +0.00	TEH +0.00	EB-610-LLMC											5	GKW	KPH	RES
90	53	12	TSH -3.66	TSH +3.38	620-MRPC-3C/52 PH											58	KCM	KPH	RES

Row	Col	Plan	Begin Test	End Test	Probe	Rstr	Ind	Pct	Location	Inch 1	Inch 2	Volts	Deg	Chan	Cal	Opft	Anlt	Party	
90	53	2	TSH -3.44	TSH +3.59	+POINT-610-115/36/S80											68	AOS	WJS	RES
92	53	0	TEC +0.00	TEH +0.00	EB-610-LLMC											6	GKW	WRH	RES
92	53	12	TSH -2.71	TSH +4.38	620-MRPC-3C/52 PH											59	KCM	WJS	RES
94	53	0	TEC +0.00	TEH +0.00	EB-610-LLMC											6	GKW	WRH	RES
94	53	12	TSH -3.12	TSH +4.03	620-MRPC-3C/52 PH											59	KCM	WJS	RES
94	53	2	TSH -4.05	TSH +3.34	+POINT-610-115/36/S80											69	AOS	MEB	RES
96	53	0	TEC +0.00	TEH +0.00	EB-610-LLMC											5	GKW	KPH	RES
96	53	12	TSH -3.12	TSH +3.89	620-MRPC-3C/52 PH											58	KCM	KPH	RES
98	53	0	TEC +0.00	TEH +0.00	EB-610-LLMC											5	GKW	KPH	RES
98	53	12	TSH -2.84	TSH +4.23	620-MRPC-3C/52 PH											58	KCM	KPH	RES
98	53	2	TSH -3.34	TSH +3.75	+POINT-610-115/36/S80											68	AOS	JHK	RES
100	53	0	TEC +0.00	TEH +0.00	EB-610-LLMC											6	GKW	WRH	RES
100	53	12	TSH -2.82	TSH +4.32	620-MRPC-3C/52 PH											59	KCM	WJS	RES
102	53	0	TEC +0.00	TEH +0.00	EB-610-LLMC											6	GKW	WRH	RES
102	53	12	TSH -2.83	TSH +4.41	620-MRPC-3C/52 PH											59	KCM	WJS	RES
102	53	2	TSH -4.20	TSH +3.19	+POINT-610-115/36/S80											69	AOS	MEB	RES
104	53	0	TEC +0.00	TEH +0.00	EB-610-LLMC											5	GKW	KPH	RES
104	53	12	TSH -3.65	TSH +3.40	620-MRPC-3C/52 PH											58	KCM	KPH	RES
106	53	0	TEC +0.00	TEH +0.00	EB-610-LLMC											5	GKW	KPH	RES
106	53	12	TSH -3.01	TSH +4.07	620-MRPC-3C/52 PH											58	KCM	KPH	RES
106	53	2	TSH -3.56	TSH +3.49	+POINT-610-115/36/S80											68	AOS	JHK	RES
108	53	0	TEC +0.00	TEH +0.00	EB-610-LLMC											6	GKW	WRH	RES
108	53	12	TSH -3.11	TSH +4.15	620-MRPC-3C/52 PH											59	KCM	WJS	RES
110	53	0	TEC +0.00	TEH +0.00	EB-610-LLMC											6	GKW	WRH	RES
110	53	12	TSH -3.29	TSH +4.13	620-MRPC-3C/52 PH											59	KCM	WJS	RES
110	53	2	TSH -3.85	TSH +3.53	+POINT-610-115/36/S80											69	AOS	MEB	RES
112	53	0	TEC +0.00	TEH +0.00	EB-610-LLMC											5	GKW	KPH	RES
112	53	12	TSH -3.24	TSH +3.88	620-MRPC-3C/52 PH											58	KCM	KPH	RES
114	53	0	TEC +0.00	TEH +0.00	EB-610-LLMC											5	GKW	KPH	RES
114	53	12	TSH -3.17	TSH +4.27	620-MRPC-3C/52 PH											59	KCM	WJS	RES
114	53	2	TSH -3.46	TSH +3.56	+POINT-610-115/36/S80											68	AOS	JHK	RES
116	53	0	TEC +0.00	TEH +0.00	EB-610-LLMC											6	GKW	WRH	RES
116	53	12	TSH -2.82	TSH +4.52	620-MRPC-3C/52 PH											59	KCM	WJS	RES
118	53	12	TSH -3.29	TSH +4.39	620-MRPC-3C/52 PH											59	KCM	WJS	RES
118	53	2	TSH -3.81	TSH +3.22	+POINT-610-115/36/S80											68	AOS	JHK	RES
118	53	0	TEC +0.00	TEH +0.00	EB-610-LLMC				07C +22.93			0.39 Vpp 158°		1	6	GKW	TEG	RES	
120	53	0	TEC +0.00	TEH +0.00	EB-610-LLMC											5	GKW	KPH	RES
120	53	12	TSH -2.83	TSH +5.76	620-MRPC-3C/52 PH											59	KCM	MEB	RES
122	53	0	TEC +0.00	TEH +0.00	EB-610-LLMC											5	GKW	KPH	RES
122	53	12	TSH -2.98	TSH +5.61	620-MRPC-3C/52 PH											59	KCM	MEB	RES
122	53	2	TSH -3.65	TSH +3.36	+POINT-610-115/36/S80											68	AOS	JHK	RES

Row	Col	Plan	Begin	Test	End	Test	Probe	Rstr	Ind	Pct	Location	Inch 1	Inch 2	Volts	Deg	Chan	Cal	Oprt	Anlt	Party	
124	53	0	TEC	+0.00	TEH	+0.00	EB-610-LLMC											6	GKW	WRH	RES
124	53	12	TSH	-3.40	TSH	+5.19	620-MRPC-3C/52 PH											59	KCM	MEB	RES
126	53	0	TEC	+0.00	TEH	+0.00	EB-610-LLMC											5	GKW	KPH	RES
126	53	12	TSH	-3.87	TSH	+4.69	620-MRPC-3C/52 PH											59	KCM	MEB	RES
126	53	2	TSH	-3.62	TSH	+3.41	+POINT-610-115/36/S80											68	AOS	JHK	RES
128	53	0	TEC	+0.00	TEH	+0.00	EB-610-LLMC											5	GKW	KPH	RES
128	53	12	TSH	-3.84	TSH	+4.75	620-MRPC-3C/52 PH											59	KCM	MEB	RES
36	55	0	TEC	+0.00	TEH	+0.00	EB-610-LLMC											5	GAC	JHK	RES
36	55	12	TSH	-3.82	TSH	+3.18	620-MRPC-3C/52 PH											84	AOS	JHK	RES
78	55	0	TEC	+0.00	TEH	+0.00	EB-610-LLMC											5	GAC	JHK	RES
78	55	12	TSH	-3.91	TSH	+3.14	620-MRPC-3C/52 PH											58	KCM	JHK	RES
130	55	6	TEC	+0.00	TEH	-0.02	EB-610-LLMC											33	JWM	KPH	RES
5	56	0	TEC	+0.00	TEH	+0.00	EB-610-LLMC											5	GAC	JHK	RES
5	56	12	TSH	-3.85	TSH	+4.27	620-MRPC-3C/52 PH											64	GKW	WRH	RES
9	56	0	TEC	+0.00	TEH	+0.00	EB-610-LLMC											5	GAC	JHK	RES
9	56	12	TSH	-3.69	TSH	+4.50	620-MRPC-3C/52 PH											64	GKW	WRH	RES
17	56	0	TEC	+0.00	TEH	+0.00	EB-610-LLMC											5	GAC	JHK	RES
17	56	12	TSH	-5.92	TSH	+1.75	620-MRPC-3C/52 PH											64	GKW	MAR	RES
17	56	19	TSH	-2.68	TSH	+3.29	620-MRPC-3C/52 PH											92	GAC	KPH	RES
21	56	12	TSH	-4.62	TSH	+3.73	620-MRPC-3C/52 PH											65	GKW	WRH	RES
21	56	0	TEC	+0.00	TEH	+0.00	EB-610-LLMC				VS4	-0.97		8.15 Vpp	171°	M1	5	GAC	TEG	RES	
29	56	12	TSH	-4.07	TSH	+2.98	620-MRPC-3C/52 PH											84	AOS	JHK	RES
29	56	0	TEC	+0.00	TEH	+0.00	EB-610-LLMC				VS4	-1.56		5.95 Vpp	173°	M1	5	GAC	TEG	RES	
33	56	0	TEC	+0.00	TEH	+0.00	EB-610-LLMC											5	GAC	JHK	RES
33	56	12	TSH	-3.66	TSH	+3.39	620-MRPC-3C/52 PH											84	AOS	JHK	RES
41	56	0	TEC	+0.00	TEH	+0.00	EB-610-LLMC											6	GAC	MEB	RES
41	56	12	TSH	-3.79	TSH	+3.26	620-MRPC-3C/52 PH											84	AOS	JHK	RES
45	56	0	TEC	+0.00	TEH	+0.00	EB-610-LLMC											5	GAC	JHK	RES
45	56	12	TSH	-3.90	TSH	+3.21	620-MRPC-3C/52 PH											84	AOS	JHK	RES
53	56	0	TEC	+0.00	TEH	+0.00	EB-610-LLMC											6	GAC	MEB	RES
53	56	12	TSH	-4.16	TSH	+2.80	620-MRPC-3C/52 PH											84	AOS	JHK	RES
57	56	0	TEC	+0.00	TEH	+0.00	EB-610-LLMC											5	GAC	JHK	RES
57	56	12	TSH	-4.00	TSH	+2.95	620-MRPC-3C/52 PH											58	KCM	JHK	RES
65	56	0	TEC	+0.00	TEH	+0.00	EB-610-LLMC											6	GAC	MEB	RES
65	56	12	TSH	-4.08	TSH	+2.94	620-MRPC-3C/52 PH											58	KCM	JHK	RES
69	56	0	TEC	+0.00	TEH	+0.00	EB-610-LLMC											5	GAC	JHK	RES
69	56	12	TSH	-3.52	TSH	+3.40	620-MRPC-3C/52 PH											58	KCM	JHK	RES
77	56	0	TEC	+0.00	TEH	+0.00	EB-610-LLMC											6	GAC	MEB	RES
77	56	12	TSH	-3.74	TSH	+3.26	620-MRPC-3C/52 PH											58	KCM	JHK	RES
81	56	0	TEC	+0.00	TEH	+0.00	EB-610-LLMC											5	GAC	JHK	RES
81	56	12	TSH	-3.35	TSH	+4.07	620-MRPC-3C/52 PH											59	KCM	MEB	RES

Row	Col	Plan	Begin Test	End Test	Probe	Rstr	Ind	Pct	Location	Inch 1	Inch 2	Volts	Deg	Chan	Cal	Oprrt	Anlt	Party	
89	56	0	TEC +0.00	TEH +0.00	EB-610-LLMC		NDD									6	GAC	MEB	RES
89	56	12	TSH -3.46	TSH +3.49	620-MRPC-3C/52 PH		NDD									58	KCM	JHK	RES
93	56	0	TEC +0.00	TEH +0.00	EB-610-LLMC		NDD									5	GAC	JHK	RES
93	56	12	TSH -3.60	TSH +3.54	620-MRPC-3C/52 PH		NDD									59	KCM	MEB	RES
101	56	0	TEC +0.00	TEH +0.00	EB-610-LLMC		NDD									6	GAC	MEB	RES
101	56	12	TSH -3.53	TSH +3.49	620-MRPC-3C/52 PH		NDD									58	KCM	JHK	RES
105	56	0	TEC +0.00	TEH +0.00	EB-610-LLMC		NDD									5	GAC	JHK	RES
105	56	12	TSH -3.62	TSH +3.75	620-MRPC-3C/52 PH		NDD									59	KCM	MEB	RES
113	56	0	TEC +0.00	TEH +0.00	EB-610-LLMC		NDD									6	GAC	MEB	RES
113	56	12	TSH -3.30	TSH +3.78	620-MRPC-3C/52 PH		NDD									58	KCM	JHK	RES
117	56	0	TEC +0.00	TEH +0.00	EB-610-LLMC		NDD									5	GAC	JHK	RES
117	56	12	TSH -3.44	TSH +3.73	620-MRPC-3C/52 PH		NDD									58	KCM	JHK	RES
125	56	0	TEC +0.00	TEH +0.00	EB-610-LLMC		NDD									6	GAC	MEB	RES
125	56	12	TSH -3.74	TSH +3.39	620-MRPC-3C/52 PH		NDD									59	KCM	MEB	RES
129	56	0	TEC +0.00	TEH +0.00	EB-610-LLMC		NDD									5	GAC	JHK	RES
129	56	12	TSH -3.13	TSH +4.36	620-MRPC-3C/52 PH		NDD									59	KCM	MEB	RES
116	57	0	TEC +0.00	TEH +0.00	EB-610-LLMC		NDD									5	GAC	JHK	RES
116	57	12	TSH -3.58	TSH +3.57	620-MRPC-3C/52 PH		NDD									58	KCM	JHK	RES
130	57	6	TEC +0.00	TEH +0.00	EB-610-LLMC		NDD									33	JWM	KPH	RES
129	58	14	O2H -4.00	O2H +3.62	620-MRPC-3C/52 PH		MBM		02H +0.86			1.20 Vpp	153°	0.48x50°	4	67	GKW	MAR	RES
129	58	0	TEC +0.00	TEH +0.00	EB-610-LLMC		DSN		02H +0.82				0.42 Vpp	15°	1	5	GAC	WJS	LAR
131	58	6	TEC +0.00	TEH +0.00	EB-610-LLMC		NDD									33	JWM	KPH	RES
2	59	0	DBC +0.00	TEH +0.00	EB-610-LLMC		NDD									40	AOS	TEG	RES
2	59	9	TEC +0.00	TEH +0.00	EB-590-LLMC		NDD									43	GKW	WRH	RES
2	59	12	TSH -4.85	TSH +2.94	620-MRPC-3C/52 PH		NDD									64	GKW	WRH	RES
4	59	0	TEC +0.00	TEH +0.00	EB-610-LLMC		NDD									3	BAD	JHK	RES
4	59	12	TSH -5.63	TSH +3.20	620-MRPC-3C/52 PH		NDD									64	GKW	WRH	RES
6	59	0	TEC +0.00	TEH +0.00	EB-610-LLMC		NDD									3	BAD	JHK	RES
6	59	12	TSH -4.00	TSH +4.30	620-MRPC-3C/52 PH		NDD									64	GKW	WRH	RES
12	59	0	TEC +0.00	TEH +0.00	EB-610-LLMC		BDA									3	BAD	TEG	RES
12	59	3	TEC +0.00	TEH +0.00	EB-610-LLMC		NDD									26	GAC	WJS	RES
12	59	12	TSH -4.89	TSH +2.79	620-MRPC-3C/52 PH		NDD									64	GKW	WRH	RES
14	59	0	TEC +0.00	TEH +0.00	EB-610-LLMC		BDA									3	BAD	TEG	RES
14	59	3	TEC +0.00	TEH +0.00	EB-610-LLMC		NDD									26	GAC	JHK	RES
14	59	12	TSH -4.27	TSH +3.27	620-MRPC-3C/52 PH		NDD									64	GKW	WRH	RES
18	59	0	TEC +0.00	TEH +0.00	EB-610-LLMC		NDD									3	BAD	JHK	RES
18	59	12	TSH -6.03	TSH +2.22	620-MRPC-3C/52 PH		NDD									65	GKW	WRH	RES
20	59	12	TSH -5.35	TSH +2.96	620-MRPC-3C/52 PH		NDD									65	GKW	WRH	RES
20	59	0	TEC +0.00	TEH +0.00	EB-610-LLMC		DNT		VS4 +0.96			31.36 Vpp	172°	M1	3	BAD	TEG	RES	
22	59	0	TEC +0.00	TEH +0.00	EB-610-LLMC		NDD									3	BAD	JHK	RES
22	59	12	TSH -5.76	TSH +2.52	620-MRPC-3C/52 PH		NDD									65	GKW	WRH	RES

Row	Col	Plan	Begin Test	End Test	Probe	Rstr	Ind	Pct	Location	Inch 1	Inch 2	Volts	Deg	Chan	Cal	Oprt	Anlt	Party	
22	59	2	TSH -3.48	TSH +4.07	+POINT-610-115/36/S80											72	GAC	KPH	RES
26	59	12	TSH -4.04	TSH +3.55	620-MRPC-3C/52 PH											84	AOS	JHK	RES
26	59	0	TEC +0.00	TEH +0.00	EB-610-LLMC				VS4 +0.33			11.39 Vpp	171°	M1	3	TJB	TEG	RES	
28	59	0	TEC +0.00	TEH +0.00	EB-610-LLMC											3	BAD	JHK	RES
28	59	12	TSH -0.17	TSH +0.16	620-MRPC-3C/52 PH											84	AOS	JHK	RES
28	59	19	TSH -3.08	TSH +2.88	620-MRPC-3C/52 PH											92	GAC	KPH	RES
30	59	12	TSH -3.82	TSH +3.18	620-MRPC-3C/52 PH											84	AOS	JHK	RES
30	59	0	TEC +0.00	TEH +0.00	EB-610-LLMC				VS4 +0.50			5.51 Vpp	173°	M1	5	GAC	TEG	RES	
34	59	0	TEC +0.00	TEH +0.00	EB-610-LLMC											3	TJB	JHK	RES
34	59	12	TSH -3.89	TSH +3.11	620-MRPC-3C/52 PH											84	AOS	JHK	RES
36	59	0	TEC +0.00	TEH +0.00	EB-610-LLMC											5	GAC	JHK	RES
36	59	12	TSH -3.91	TSH +3.13	620-MRPC-3C/52 PH											84	AOS	JHK	RES
42	59	0	TEC +0.00	TEH +0.00	EB-610-LLMC											5	GAC	JHK	RES
42	59	12	TSH -3.91	TSH +3.18	620-MRPC-3C/52 PH											84	AOS	JHK	RES
44	59	0	TEC +0.00	TEH +0.00	EB-610-LLMC											5	GAC	JHK	RES
44	59	12	TSH -4.08	TSH +3.04	620-MRPC-3C/52 PH											84	AOS	JHK	RES
46	59	0	TEC +0.00	TEH +0.00	EB-610-LLMC											5	GAC	JHK	RES
46	59	12	TSH -4.11	TSH +2.97	620-MRPC-3C/52 PH											84	AOS	JHK	RES
50	59	0	TEC +0.00	TEH +0.00	EB-610-LLMC											5	GAC	JHK	RES
50	59	12	TSH -3.98	TSH +3.46	620-MRPC-3C/52 PH											85	AOS	JHK	RES
54	59	0	TEC +0.00	TEH +0.00	EB-610-LLMC											6	GAC	MEB	RES
54	59	12	TSH -4.18	TSH +2.79	620-MRPC-3C/52 PH											84	AOS	JHK	RES
58	59	0	TEC +0.00	TEH +0.00	EB-610-LLMC											5	GAC	JHK	RES
58	59	12	TSH -3.99	TSH +3.00	620-MRPC-3C/52 PH											58	GAC	JHK	RES
60	59	0	TEC +0.00	TEH +0.00	EB-610-LLMC											5	GAC	JHK	RES
60	59	12	TSH -3.87	TSH +3.17	620-MRPC-3C/52 PH											58	GAC	JHK	RES
60	59	2	TSH -3.33	TSH +3.51	+POINT-610-115/36/S80											72	GAC	KPH	RES
62	59	0	TEC +0.00	TEH +0.00	EB-610-LLMC											5	GAC	JHK	RES
62	59	12	TSH -3.93	TSH +3.05	620-MRPC-3C/52 PH											58	GAC	JHK	RES
68	59	0	TEC +0.00	TEH +0.00	EB-610-LLMC											5	GAC	JHK	RES
68	59	12	TSH -4.11	TSH +2.93	620-MRPC-3C/52 PH											58	GAC	JHK	RES
70	59	0	TEC +0.00	TEH +0.00	EB-610-LLMC											6	GAC	MEB	RES
70	59	12	TSH -3.68	TSH +3.32	620-MRPC-3C/52 PH											58	GAC	JHK	RES
74	59	0	TEC +0.00	TEH +0.00	EB-610-LLMC											5	GAC	JHK	RES
74	59	12	TSH -3.18	TSH +4.40	620-MRPC-3C/52 PH											59	GAC	MEB	RES
76	59	0	TEC +0.00	TEH +0.00	EB-610-LLMC											5	GAC	JHK	RES
76	59	12	TSH -4.15	TSH +2.87	620-MRPC-3C/52 PH											58	GAC	JHK	RES
78	59	0	TEC +0.00	TEH +0.00	EB-610-LLMC											5	GAC	JHK	RES
78	59	12	TSH -3.77	TSH +3.15	620-MRPC-3C/52 PH											58	GAC	JHK	RES
82	59	0	TEC +0.00	TEH +0.00	EB-610-LLMC											6	GAC	MEB	RES
82	59	12	TSH -4.11	TSH +3.26	620-MRPC-3C/52 PH											59	GAC	MEB	RES

Row	Col	Plan	Begin Test	End Test	Probe	Rstr	Ind	Pct	Location	Inch 1	Inch 2	Volts	Deg	Chan	Cal	Oprt	Anlt	Party	
84	59	0	TEC +0.00	TEH +0.00	EB-610-LLMC		NDD									5	GAC	JHK	RES
84	59	12	TSH -3.79	TSH +3.17	620-MRPC-3C/52 PH		NDD									58	GAC	JHK	RES
86	59	0	TEC +0.00	TEH +0.00	EB-610-LLMC		NDD									5	GAC	JHK	RES
86	59	12	TSH -3.84	TSH +3.05	620-MRPC-3C/52 PH		NDD									58	GAC	JHK	RES
90	59	0	TEC +0.00	TEH +0.00	EB-610-LLMC		NDD									5	GAC	JHK	RES
90	59	12	TSH -3.06	TSH +4.20	620-MRPC-3C/52 PH		NDD									59	GAC	MEB	RES
92	59	0	TEC +0.00	TEH +0.00	EB-610-LLMC		NDD									5	GAC	JHK	RES
92	59	12	TSH -3.73	TSH +3.21	620-MRPC-3C/52 PH		NDD									58	GAC	JHK	RES
98	59	0	TEC +0.00	TEH +0.00	EB-610-LLMC		NDD									6	GAC	MEB	RES
98	59	12	TSH -3.32	TSH +3.58	620-MRPC-3C/52 PH		NDD									58	GAC	JHK	RES
100	59	0	TEC +0.00	TEH +0.00	EB-610-LLMC		NDD									5	GAC	JHK	RES
100	59	12	TSH -3.46	TSH +3.55	620-MRPC-3C/52 PH		NDD									58	KCM	JHK	RES
102	59	0	TEC +0.00	TEH +0.00	EB-610-LLMC		NDD									5	GAC	JHK	RES
102	59	12	TSH -2.70	TSH +4.89	620-MRPC-3C/52 PH		NDD									59	GAC	MEB	RES
106	59	0	TEC +0.00	TEH +0.00	EB-610-LLMC		NDD									6	GAC	MEB	RES
106	59	12	TSH -3.53	TSH +3.51	620-MRPC-3C/52 PH		NDD									58	KCM	JHK	RES
110	59	0	TEC +0.00	TEH +0.00	EB-610-LLMC		NDD									5	GAC	JHK	RES
110	59	12	TSH -3.52	TSH +3.83	620-MRPC-3C/52 PH		NDD									59	KCM	MEB	RES
114	59	12	TSH -2.68	TSH +4.41	620-MRPC-3C/52 PH		NDD									58	KCM	JHK	RES
114	59	0	TEC +0.00	TEH +0.00	EB-610-LLMC		MBM		03C +23.30			0.67 Vpp	159°	1	6	GAC	TEG	RES	
116	59	0	TEC +0.00	TEH +0.00	EB-610-LLMC		NDD									5	GAC	JHK	RES
116	59	12	TSH -3.69	TSH +3.46	620-MRPC-3C/52 PH		NDD									58	KCM	JHK	RES
118	59	0	TEC +0.00	TEH +0.00	EB-610-LLMC		NDD									5	GAC	JHK	RES
118	59	12	TSH -4.22	TSH +3.15	620-MRPC-3C/52 PH		NDD									59	KCM	MEB	RES
124	59	0	TEC +0.00	TEH +0.00	EB-610-LLMC		NDD									5	GAC	JHK	RES
124	59	12	TSH -3.50	TSH +3.66	620-MRPC-3C/52 PH		NDD									58	KCM	JHK	RES
126	59	0	TEC +0.00	TEH +0.00	EB-610-LLMC		NDD									6	GAC	MEB	RES
126	59	12	TSH -3.52	TSH +3.66	620-MRPC-3C/52 PH		NDD									58	KCM	JHK	RES
130	59	0	TEC +0.00	TEH +0.00	EB-610-LLMC		NDD									5	GAC	JHK	RES
130	59	12	TSH -2.65	TSH +4.94	620-MRPC-3C/52 PH		NDD									59	KCM	MEB	RES
132	59	0	TEC +0.00	TEH +0.00	EB-610-LLMC		NDD									5	GAC	JHK	RES
132	59	12	TSH -2.90	TSH +4.71	620-MRPC-3C/52 PH		NDD									59	KCM	MEB	RES
131	60	6	TEC +0.00	TEH +0.00	EB-610-LLMC		NDD									33	JWM	KPH	RES
133	60	6	TEC +0.00	TEH +0.00	EB-610-LLMC		NDD									33	JWM	KPH	RES
130	61	6	TEC +0.00	TEH +0.00	EB-610-LLMC		NDD									33	JWM	KPH	RES
132	61	6	TEC +0.00	TEH +0.00	EB-610-LLMC		NDD									34	JWM	WRH	RES
15	62	0	TEC +0.00	TEH +0.00	EB-610-LLMC		NDD									3	BAD	JHK	RES
15	62	12	TSH -4.75	TSH +2.92	620-MRPC-3C/52 PH		NDD									64	GKW	WRH	RES
23	62	12	TSH -4.12	TSH +3.47	620-MRPC-3C/52 PH		NDD									84	AOS	JHK	RES
23	62	0	TEC +0.00	TEH +0.00	EB-610-LLMC		DNT		VS4 -1.01			22.18 Vpp	171°	M1	3	BAD	TEG	RES	
27	62	0	TEC +0.00	TEH +0.00	EB-610-LLMC		NDD									3	BAD	JHK	RES

Row	Col	Plan	Begin Test	End Test	Probe	Rstr	Ind	Pct	Location	Inch 1	Inch 2	Volts	Deg	Chan	Cal	Oprt	Anlt	Party	
27	62	12	TSH -3.68	TSH +3.32	620-MRPC-3C/52 PH		NDD									84	AOS	JHK	RES
35	62	0	TEC +0.00	TEH +0.00	EB-610-LLMC		NDD									3	BAD	JHK	RES
35	62	12	TSH -4.06	TSH +2.87	620-MRPC-3C/52 PH		NDD									84	AOS	JHK	RES
39	62	0	TEC +0.00	TEH +0.00	EB-610-LLMC		NDD									3	BAD	JHK	RES
39	62	12	TSH -3.96	TSH +2.96	620-MRPC-3C/52 PH		NDD									84	AOS	JHK	RES
47	62	12	TSH -4.05	TSH +3.39	620-MRPC-3C/52 PH		NDD									85	AOS	JHK	RES
47	62	0	TEC +0.00	TEH +0.00	EB-610-LLMC		MBM		01H +19.66			0.43 Vpp	142°		1	2	BAD	TEG	RES
51	62	0	TEC +0.00	TEH +0.00	EB-610-LLMC		NDD									3	BAD	JHK	RES
51	62	12	TSH -3.56	TSH +3.40	620-MRPC-3C/52 PH		NDD									84	AOS	JHK	RES
59	62	0	TEC +0.00	TEH +0.00	EB-610-LLMC		NDD									2	GAC	MEB	RES
59	62	12	TSH -3.85	TSH +3.21	620-MRPC-3C/52 PH		NDD									58	GAC	JHK	RES
63	62	0	TEC +0.00	TEH +0.00	EB-610-LLMC		NDD									3	GAC	JHK	RES
63	62	12	TSH -5.19	TSH +2.03	620-MRPC-3C/52 PH		NDD									59	GAC	WJS	RES
71	62	0	TEC +0.00	TEH +0.00	EB-610-LLMC		NDD									2	GAC	MEB	RES
71	62	12	TSH -4.29	TSH +2.80	620-MRPC-3C/52 PH		NDD									58	GAC	JHK	RES
75	62	0	TEC +0.00	TEH +0.00	EB-610-LLMC		NDD									3	GAC	JHK	RES
75	62	12	TSH -3.43	TSH +3.89	620-MRPC-3C/52 PH		NDD									59	GAC	MEB	RES
83	62	0	TEC +0.00	TEH +0.00	EB-610-LLMC		NDD									2	GAC	MEB	RES
83	62	12	TSH -3.84	TSH +3.27	620-MRPC-3C/52 PH		NDD									58	GAC	JHK	RES
87	62	0	TEC +0.00	TEH +0.00	EB-610-LLMC		NDD									3	GAC	JHK	RES
87	62	12	TSH +0.01	TSH +0.01	620-MRPC-3C/52 PH		BDA									59	GAC	WJS	RES
87	62	14	TSH -4.07	TSH +3.84	620-MRPC-3C/52 PH		NDD									67	GKW	WRH	RES
95	62	0	TEC +0.00	TEH +0.00	EB-610-LLMC		NDD									2	GAC	MEB	RES
95	62	12	TSH -4.20	TSH +2.95	620-MRPC-3C/52 PH		NDD									58	GAC	JHK	RES
99	62	0	TEC +0.00	TEH +0.00	EB-610-LLMC		NDD									3	GAC	JHK	RES
99	62	12	TSH -0.03	TSH -0.03	620-MRPC-3C/52 PH		BDA									59	GAC	WJS	RES
99	62	14	TSH -3.87	TSH +4.01	620-MRPC-3C/52 PH		NDD									67	GKW	WRH	RES
107	62	0	TEC +0.00	TEH +0.00	EB-610-LLMC		NDD									2	GAC	MEB	RES
107	62	12	TSH -4.00	TSH +3.11	620-MRPC-3C/52 PH		NDD									58	GAC	JHK	RES
111	62	0	TEC +0.00	TEH +0.00	EB-610-LLMC		NDD									3	GAC	JHK	RES
111	62	12	TSH -4.50	TSH +2.02	620-MRPC-3C/52 PH		NDD									59	GAC	MEB	RES
119	62	0	TEC +0.00	TEH +0.00	EB-610-LLMC		NDD									2	GAC	MEB	RES
119	62	12	TSH -3.41	TSH +3.74	620-MRPC-3C/52 PH		NDD									58	GAC	JHK	RES
123	62	0	TEC +0.00	TEH +0.00	EB-610-LLMC		NDD									3	GAC	JHK	RES
123	62	12	TSH -5.28	TSH +1.76	620-MRPC-3C/52 PH		NDD									58	GAC	JHK	RES
131	62	0	TEC +0.00	TEH +0.00	EB-610-LLMC		NDD									3	GAC	JHK	RES
131	62	12	TSH -4.27	TSH +3.93	620-MRPC-3C/52 PH		NDD									58	GAC	JHK	RES
133	62	6	TEC +0.00	TEH +0.00	EB-610-LLMC		NDD									34	JWM	MAR	RES
40	63	0	TEC +0.00	TEH +0.00	EB-610-LLMC		NDD									11	DLR	AJD	RES
40	63	12	TSH -4.26	TSH +2.70	620-MRPC-3C/52 PH		NDD									84	AOS	JHK	RES
130	63	6	TEC +0.00	TEH +0.00	EB-610-LLMC		NDD									33	JWM	KPH	RES

Row	Col	Plan	Begin Test	End Test	Probe	Rstr	Ind	Pct	Location	Inch 1	Inch 2	Volts	Deg	Chan	Cal	Opr	Anlt	Party	
132	63	6	TEC +0.00	TEH +0.00	EB-610-LLMC		NDD									33	JWM	KPH	RES
134	63	6	TEC +0.00	TEH +0.00	EB-610-LLMC		NDD									33	JWM	KPH	RES
31	64	12	TSH -3.93	TSH +3.04	620-MRPC-3C/52 PH		NDD									84	AOS	JHK	RES
33	64	12	TSH -4.02	TSH +2.94	620-MRPC-3C/52 PH		NDD									84	AOS	JHK	RES
67	64	12	TSH -4.49	TSH +2.75	620-MRPC-3C/52 PH		NDD									58	GAC	JHK	RES
69	64	12	TSH -4.08	TSH +3.00	620-MRPC-3C/52 PH		NDD									58	GAC	JHK	RES
103	64	12	TSH -3.80	TSH +3.41	620-MRPC-3C/52 PH		NDD									56	GAC	JHK	RES
105	64	12	TSH -3.78	TSH +3.57	620-MRPC-3C/52 PH		NDD									56	GAC	JHK	RES
131	64	6	TEC +0.00	TEH +0.00	EB-610-LLMC		NDD									33	JWM	KPH	RES
133	64	6	TEC +0.00	TEH +0.00	EB-610-LLMC		NDD									34	JWM	WRH	RES
42	65	0	TEC +0.00	TEH +0.00	EB-610-LLMC		NDD									2	GAC	MEB	RES
42	65	2	TSH -4.92	TSH +4.87	+POINT-610-115/36/S80		NDD									78	JWM	WRH	RES
42	65	12	TSH -3.91	TSH +3.05	620-MRPC-3C/52 PH		NDD									84	AOS	JHK	RES
44	65	0	TEC +0.00	TEH +0.00	EB-610-LLMC		NDD									3	GAC	JHK	RES
44	65	12	TSH -3.86	TSH +3.07	620-MRPC-3C/52 PH		NDD									84	AOS	JHK	RES
46	65	0	TEC +0.00	TEH +0.00	EB-610-LLMC		NDD									3	GAC	JHK	RES
46	65	2	TSH -4.71	TSH +3.40	+POINT-610-115/36/S80		NDD									78	JWM	WRH	RES
46	65	12	TSH -4.05	TSH +2.86	620-MRPC-3C/52 PH		NDD									84	AOS	JHK	RES
48	65	0	TEC +0.00	TEH +0.00	EB-610-LLMC		NDD									2	GAC	MEB	RES
48	65	12	TSH -3.86	TSH +3.10	620-MRPC-3C/52 PH		NDD									84	AOS	JHK	RES
50	65	0	TEC +0.00	TEH +0.00	EB-610-LLMC		NDD									3	GAC	JHK	RES
50	65	2	TSH -3.67	TSH +4.55	+POINT-610-115/36/S80		NDD									77	JWM	WRH	RES
50	65	12	TSH -4.06	TSH +2.90	620-MRPC-3C/52 PH		NDD									84	AOS	JHK	RES
52	65	0	TEC +0.00	TEH +0.00	EB-610-LLMC		NDD									3	GAC	JHK	RES
52	65	12	TSH -3.74	TSH +3.18	620-MRPC-3C/52 PH		NDD									84	AOS	JHK	RES
54	65	0	TEC +0.00	TEH +0.00	EB-610-LLMC		NDD									2	GAC	MEB	RES
54	65	12	TSH -3.79	TSH +3.15	620-MRPC-3C/52 PH		NDD									58	GAC	JHK	RES
54	65	2	TSH -3.60	TSH +3.30	+POINT-610-115/36/S80		NDD									72	GAC	KPH	RES
56	65	12	TSH -6.50	TSH +0.39	620-MRPC-3C/52 PH		BDA									58	GAC	WJS	RES
56	65	14	TSH -3.60	TSH +4.01	620-MRPC-3C/52 PH		NDD									67	GAC	WRH	RES
56	65	0	TEC +0.00	TEH +0.00	EB-610-LLMC		MBM		02C +16.33			0.60 Vpp	150°	1	2	GAC	TEG	RES	
56	65	0	TEC +0.00	TEH +0.00	EB-610-LLMC		BLG		TSH +2.53			38.70 Vpp	5°	M1	2	GAC	TEG	RES	
58	65	0	TEC +0.00	TEH +0.00	EB-610-LLMC		NDD									3	GAC	JHK	RES
58	65	12	TSH -3.91	TSH +3.10	620-MRPC-3C/52 PH		NDD									58	GAC	JHK	RES
58	65	2	TSH -3.39	TSH +3.50	+POINT-610-115/36/S80		NDD									72	GAC	KPH	RES
60	65	0	TEC +0.00	TEH +0.00	EB-610-LLMC		NDD									3	GAC	JHK	RES
60	65	12	TSH -4.33	TSH +2.70	620-MRPC-3C/52 PH		NDD									58	GAC	JHK	RES
62	65	0	TEC +0.00	TEH +0.00	EB-610-LLMC		NDD									3	GAC	JHK	RES
62	65	12	TSH -3.85	TSH +3.16	620-MRPC-3C/52 PH		NDD									58	GAC	JHK	RES
62	65	2	TSH -3.47	TSH +3.36	+POINT-610-115/36/S80		NDD									72	GAC	KPH	RES
64	65	0	TEC +0.00	TEH +0.00	EB-610-LLMC		NDD									3	GAC	JHK	RES

Row	Col	Plan	Begin Test	End Test	Probe	Rstr	Ind	Pct	Location	Inch 1	Inch 2	Volts	Deg	Chan	Cal	Oprt	Anlt	Party	
64	65	12	TSH -4.69	TSH +2.38	620-MRPC-3C/52 PH		NDD									59	GAC	MEB	RES
66	65	0	TEC +0.00	TEH +0.00	EB-610-LLMC		NDD									2	GAC	MEB	RES
66	65	12	TSH -4.35	TSH +2.46	620-MRPC-3C/52 PH		NDD									59	GAC	MEB	RES
66	65	2	TSH -3.81	TSH +3.56	+POINT-610-115/36/S80		NDD									73	GAC	KPH	RES
70	65	0	TEC +0.00	TEH +0.00	EB-610-LLMC		BDA									1	GAC	JHK	RES
70	65	3	TEC +0.00	TEH +0.00	EB-610-LLMC		NDD									26	GAC	JHK	RES
70	65	12	TSH -3.99	TSH +3.04	620-MRPC-3C/52 PH		NDD									58	GAC	JHK	RES
70	65	2	TSH -3.32	TSH +3.57	+POINT-610-115/36/S80		NDD									72	GAC	TEG	RES
72	65	0	TEC +0.00	TEH +0.00	EB-610-LLMC		NDD									2	GAC	MEB	RES
72	65	12	TSH -4.10	TSH +2.81	620-MRPC-3C/52 PH		NDD									58	GAC	JHK	RES
74	65	0	TEC +0.00	TEH +0.00	EB-610-LLMC		NDD									2	GAC	MEB	RES
74	65	12	TSH -3.90	TSH +3.04	620-MRPC-3C/52 PH		NDD									58	GAC	JHK	RES
74	65	2	TSH -4.11	TSH +3.32	+POINT-610-115/36/S80		NDD									73	GAC	KPH	RES
76	65	0	TEC +0.00	TEH +0.00	EB-610-LLMC		BDA									1	GAC	JHK	RES
76	65	3	TEC +0.00	TEH +0.00	EB-610-LLMC		NDD									26	GAC	JHK	RES
76	65	12	TSH -4.85	TSH +2.03	620-MRPC-3C/52 PH		NDD									59	GAC	MEB	RES
78	65	0	TEC +0.00	TEH +0.00	EB-610-LLMC		NDD									3	GAC	JHK	RES
78	65	12	TSH +0.00	TSH +0.00	620-MRPC-3C/52 PH		BDA									59	GAC	WJS	RES
78	65	14	TSH +0.00	TSH +0.00	620-MRPC-3C/52 PH		BDA									67	GKW	MAR	RES
78	65	2	TSH -3.46	TSH +3.37	+POINT-610-115/36/S80		NDD									72	GAC	KPH	RES
78	65	19	TSH -2.85	TSH +3.12	620-MRPC-3C/52 PH		NDD									92	GAC	KPH	RES
80	65	0	TEC +0.00	TEH +0.00	EB-610-LLMC		NDD									2	GAC	MEB	RES
80	65	12	TSH -3.97	TSH +3.15	620-MRPC-3C/52 PH		NDD									56	GAC	JHK	RES
82	65	0	TEC +0.00	TEH +0.00	EB-610-LLMC		NDD									2	GAC	MEB	RES
82	65	12	TSH -4.04	TSH +3.05	620-MRPC-3C/52 PH		NDD									56	GAC	JHK	RES
82	65	2	TSH -4.00	TSH +3.39	+POINT-610-115/36/S80		NDD									73	GAC	KPH	RES
84	65	0	TEC +0.00	TEH +0.00	EB-610-LLMC		NDD									3	GAC	JHK	RES
84	65	12	TSH -4.21	TSH +2.81	620-MRPC-3C/52 PH		NDD									57	GAC	MEB	RES
86	65	0	TEC +0.00	TEH +0.00	EB-610-LLMC		NDD									3	GAC	JHK	RES
86	65	12	TSH -3.91	TSH +3.05	620-MRPC-3C/52 PH		NDD									57	GAC	MEB	RES
86	65	2	TSH -3.58	TSH +3.30	+POINT-610-115/36/S80		NDD									72	GAC	KPH	RES
88	65	0	TEC +0.00	TEH +0.00	EB-610-LLMC		NDD									2	GAC	MEB	RES
88	65	12	TSH -3.94	TSH +3.16	620-MRPC-3C/52 PH		NDD									56	GAC	JHK	RES
90	65	0	TEC +0.00	TEH +0.00	EB-610-LLMC		NDD									2	GAC	MEB	RES
90	65	12	TSH -4.00	TSH +3.16	620-MRPC-3C/52 PH		NDD									56	GAC	JHK	RES
90	65	2	TSH -4.21	TSH +3.19	+POINT-610-115/36/S80		NDD									73	GAC	KPH	RES
92	65	0	TEC +0.00	TEH +0.00	EB-610-LLMC		NDD									3	GAC	TEG	RES
92	65	12	TSH +1.96	TSH +1.96	620-MRPC-3C/52 PH		BDA									57	GAC	WJS	RES
92	65	14	TSH -4.03	TSH +3.92	620-MRPC-3C/52 PH		NDD									67	GKW	WRH	RES
94	65	0	TEC +0.00	TEH +0.00	EB-610-LLMC		NDD									3	GAC	JHK	RES
94	65	12	TSH -3.92	TSH +2.88	620-MRPC-3C/52 PH		NDD									57	GAC	MEB	RES

Row	Col	Plan	Begin Test	End Test	Probe	Rstr	Ind	Pct	Location	Inch 1	Inch 2	Volts	Deg	Chan	Cal	Opri	Anlt	Party	
94	65	2	TSH	-3.01	TSH	+3.83			+POINT-610-115/36/S80		NDD					72	GAC	KPH	RES
96	65	0	TEC	+0.00	TEH	+0.00			EB-610-LLMC		NDD					2	GAC	MEB	RES
96	65	12	TSH	-3.73	TSH	+3.41			620-MRPC-3C/52 PH		NDD					56	GAC	JHK	RES
98	65	0	TEC	+0.00	TEH	+0.00			EB-610-LLMC		NDD					2	GAC	MEB	RES
98	65	12	TSH	-3.60	TSH	+3.58			620-MRPC-3C/52 PH		NDD					56	GAC	JHK	RES
98	65	2	TSH	-4.47	TSH	+2.93			+POINT-610-115/36/S80		NDD					73	GAC	KPH	RES
100	65	0	TEC	+0.00	TEH	+0.00			EB-610-LLMC		NDD					3	GAC	JHK	RES
100	65	12	TSH	-3.84	TSH	+3.00			620-MRPC-3C/52 PH		NDD					57	GAC	MEB	RES
102	65	12	TSH	-4.03	TSH	+3.12			620-MRPC-3C/52 PH		NDD					57	GAC	MEB	RES
102	65	2	TSH	-2.99	TSH	+3.86			+POINT-610-115/36/S80		NDD					72	GAC	KPH	RES
102	65	0	TEC	+0.00	TEH	+0.00			EB-610-LLMC	MBM	06C	+5.14	0.67 Vpp	161°	1	3	GAC	TEG	RES
102	65	0	TEC	+0.00	TEH	+0.00			EB-610-LLMC	MBM	05H	-0.90	0.34 Vpp	73°	1	3	GAC	TEG	RES
106	65	0	TEC	+0.00	TEH	+0.00			EB-610-LLMC		NDD					2	GAC	MEB	RES
106	65	12	TSH	-3.76	TSH	+3.60			620-MRPC-3C/52 PH		NDD					56	GAC	JHK	RES
106	65	2	TSH	-3.48	TSH	+3.94			+POINT-610-115/36/S80		NDD					73	GAC	KPH	RES
108	65	0	TEC	+0.00	TEH	+0.00			EB-610-LLMC		NDD					2	GAC	MEB	RES
108	65	12	TSH	-3.87	TSH	+3.47			620-MRPC-3C/52 PH		NDD					56	GAC	JHK	RES
110	65	0	TEC	+0.00	TEH	+0.00			EB-610-LLMC		NDD					3	GAC	JHK	RES
110	65	12	TSH	-3.95	TSH	+3.04			620-MRPC-3C/52 PH		NDD					57	GAC	MEB	RES
110	65	2	TSH	-3.12	TSH	+3.68			+POINT-610-115/36/S80		NDD					72	GAC	KPH	RES
112	65	0	TEC	+0.00	TEH	+0.00			EB-610-LLMC		NDD					3	GAC	JHK	RES
112	65	12	TSH	-3.73	TSH	+3.53			620-MRPC-3C/52 PH		NDD					56	GAC	JHK	RES
114	65	0	TEC	+0.00	TEH	+0.00			EB-610-LLMC		NDD					2	GAC	MEB	RES
114	65	12	TSH	-3.61	TSH	+3.63			620-MRPC-3C/52 PH		NDD					56	GAC	JHK	RES
114	65	2	TSH	-3.48	TSH	+3.92			+POINT-610-115/36/S80		NDD					73	GAC	KPH	RES
116	65	0	TEC	+0.00	TEH	+0.00			EB-610-LLMC		NDD					2	GAC	MEB	RES
116	65	12	TSH	-3.41	TSH	+3.68			620-MRPC-3C/52 PH		NDD					56	GAC	JHK	RES
118	65	0	TEC	+0.00	TEH	+0.00			EB-610-LLMC		NDD					3	GAC	JHK	RES
118	65	12	TSH	+0.00	TSH	+0.00			620-MRPC-3C/52 PH		BDA					56	GAC	WJS	RES
118	65	14	TSH	-3.80	TSH	+3.98			620-MRPC-3C/52 PH		NDD					67	GKW	WRH	RES
118	65	2	TSH	-2.97	TSH	+3.87			+POINT-610-115/36/S80		NDD					72	GAC	KPH	RES
120	65	0	TEC	+0.00	TEH	+0.00			EB-610-LLMC		NDD					3	GAC	JHK	RES
120	65	12	TSH	-3.62	TSH	+3.66			620-MRPC-3C/52 PH		NDD					56	GAC	JHK	RES
122	65	0	TEC	+0.00	TEH	+0.00			EB-610-LLMC		NDD					2	GAC	MEB	RES
122	65	12	TSH	-3.61	TSH	+3.66			620-MRPC-3C/52 PH		NDD					56	GAC	JHK	RES
122	65	2	TSH	-3.76	TSH	+3.67			+POINT-610-115/36/S80		NDD					73	GAC	KPH	RES
124	65	0	TEC	+0.00	TEH	+0.00			EB-610-LLMC		NDD					2	GAC	MEB	RES
124	65	12	TSH	-3.48	TSH	+3.71			620-MRPC-3C/52 PH		NDD					56	GAC	JHK	RES
126	65	0	TEC	+0.00	TEH	+0.00			EB-610-LLMC		NDD					3	GAC	JHK	RES
126	65	12	TSH	-5.94	TSH	+1.22			620-MRPC-3C/52 PH		NDD					56	GAC	JHK	RES
126	65	2	TSH	-3.61	TSH	+3.86			+POINT-610-115/36/S80		NDD					72	GAC	KPH	RES

Row	Col	Plan	Begin Test	End Test	Probe	Rstr	Ind	Pct	Location	Inch 1	Inch 2	Volts	Deg	Chan	Cal	Opri	Anlt	Party	
128	65	0	TEC +0.00	TEH +0.00	EB-610-LLMC		BDA									3	GAC	TEG	RES
128	65	3	TEC +0.00	TEH +0.00	EB-610-LLMC		NDD									26	GAC	JHK	RES
128	65	12	TSH -8.50	TSH +3.57	620-MRPC-3C/52 PH		NDD									56	GAC	JHK	RES
130	65	0	TEC +0.00	TEH +0.00	EB-610-LLMC		NDD									3	GAC	JHK	RES
130	65	12	TSH -3.59	TSH +3.61	620-MRPC-3C/52 PH		NDD									56	GAC	JHK	RES
130	65	2	TSH -3.46	TSH +4.02	+POINT-610-115/36/S80		NDD									72	GAC	KPH	RES
132	65	0	TEC +0.00	TEH +0.00	EB-610-LLMC		NDD									3	GAC	JHK	RES
132	65	12	TSH -3.63	TSH +3.43	620-MRPC-3C/52 PH		NDD									56	GAC	JHK	RES
134	65	0	TEC +0.00	TEH +0.00	EB-610-LLMC		NDD									3	GAC	JHK	RES
134	65	12	TSH -3.25	TSH +3.92	620-MRPC-3C/52 PH		NDD									56	GAC	JHK	RES
134	65	2	TSH -3.52	TSH +3.94	+POINT-610-115/36/S80		NDD									72	GAC	KPH	RES
67	66	12	TSH -4.42	TSH +2.80	620-MRPC-3C/52 PH		NDD									58	GAC	JHK	RES
69	66	12	TSH -4.09	TSH +3.05	620-MRPC-3C/52 PH		NDD									58	GAC	JHK	RES
103	66	12	TSH -3.85	TSH +3.37	620-MRPC-3C/52 PH		NDD									56	GAC	JHK	RES
105	66	12	TSH -3.84	TSH +3.45	620-MRPC-3C/52 PH		NDD									56	GAC	JHK	RES
131	66	6	TEC +0.00	TEH +0.00	EB-610-LLMC		NDD									33	JWM	KPH	RES
133	66	6	TEC +0.00	TEH +0.00	EB-610-LLMC		NDD									33	JWM	KPH	RES
135	66	6	TEC +0.00	TEH +0.00	EB-610-LLMC		PCT	24	VS6 -0.69			2.51 Vvm	M3	33	JWM	KPH	RES		
135	66	6	TEC +0.00	TEH +0.00	EB-610-LLMC		PCT	13	VS2 +0.98			1.09 Vvm	M3	33	JWM	KPH	RES		
135	66	6	TEC +0.00	TEH +0.00	EB-610-LLMC		PCT	9	VS1 -0.36			0.69 Vvm	M3	33	JWM	KPH	RES		
130	67	6	TEC +0.00	TEH +0.00	EB-610-LLMC		NDD									33	JWM	KPH	RES
132	67	6	TEC +0.00	TEH +0.00	EB-610-LLMC		NDD									34	JWM	WRH	RES
134	67	6	TEC +0.00	TEH +0.00	EB-610-LLMC		PCT	11	VS7 -0.96			0.90 Vvm	M3	34	JWM	MAR	RES		
134	67	6	TEC +0.00	TEH +0.00	EB-610-LLMC		PCT	12	VS4 -0.93			0.95 Vvm	M3	34	JWM	MAR	RES		
134	67	6	TEC +0.00	TEH +0.00	EB-610-LLMC		PCT	10	VS7 +0.99			0.77 Vvm	M3	34	JWM	MAR	RES		
45	68	0	TEC +0.00	TEH +0.00	EB-610-LLMC		NDD									11	DLR	AJD	RES
45	68	12	TSH -3.48	TSH +3.49	620-MRPC-3C/52 PH		NDD									56	GAC	JHK	RES
53	68	0	TEC +0.00	TEH +0.00	EB-610-LLMC		NDD									11	DLR	AJD	RES
53	68	12	TSH -3.82	TSH +3.50	620-MRPC-3C/52 PH		NDD									56	GAC	JHK	RES
57	68	0	TEC +0.00	TEH +0.00	EB-610-LLMC		NDD									11	DLR	AJD	RES
57	68	12	TSH -3.77	TSH +3.62	620-MRPC-3C/52 PH		NDD									56	GAC	JHK	RES
65	68	0	TEC +0.00	TEH +0.00	EB-610-LLMC		NDD									12	DLR	AJW	RES
65	68	12	TSH -4.31	TSH +2.94	620-MRPC-3C/52 PH		NDD									56	GAC	JHK	RES
69	68	0	TEC +0.00	TEH +0.00	EB-610-LLMC		NDD									11	DLR	AJD	RES
69	68	12	TSH -4.53	TSH +2.28	620-MRPC-3C/52 PH		NDD									57	GAC	MEB	RES
77	68	0	TEC +0.00	TEH +0.00	EB-610-LLMC		NDD									11	DLR	AJD	RES
77	68	12	TSH -3.80	TSH +3.30	620-MRPC-3C/52 PH		NDD									56	GAC	JHK	RES
81	68	0	TEC +0.00	TEH +0.00	EB-610-LLMC		NDD									11	DLR	AJD	RES
81	68	12	TSH +0.00	TSH +0.00	620-MRPC-3C/52 PH		BDA									57	GAC	MAR	RES
81	68	14	TSH -2.86	TSH +4.81	620-MRPC-3C/52 PH		NDD									67	GKW	WRH	RES
89	68	0	TEC +0.00	TEH +0.00	EB-610-LLMC		NDD									12	DLR	AJW	RES

Row	Col	Plan	Begin Test	End Test	Probe	Rstr	Ind	Pct	Location	Inch 1	Inch 2	Volts	Deg	Chan	Cal	Oprt	Anlt	Party	
89	68	12	TSH	-3.40	TSH	+3.74			620-MRPC-3C/52 PH							56	GAC	JHK	RES
93	68	0	TEC	+0.00	TEH	+0.00			EB-610-LLMC							11	DLR	AJD	RES
93	68	12	TSH	-3.67	TSH	+3.27			620-MRPC-3C/52 PH							57	GAC	MAR	RES
101	68	0	TEC	+0.00	TEH	+0.00			EB-610-LLMC							12	DLR	AJW	RES
101	68	12	TSH	-3.68	TSH	+3.52			620-MRPC-3C/52 PH							56	GAC	JHK	RES
105	68	0	TEC	+0.00	TEH	+0.00			EB-610-LLMC							11	DLR	AJD	RES
105	68	12	TSH	-3.75	TSH	+3.22			620-MRPC-3C/52 PH							57	GAC	MAR	RES
113	68	0	TEC	+0.00	TEH	+0.00			EB-610-LLMC							12	DLR	AJW	RES
113	68	12	TSH	-3.82	TSH	+3.29			620-MRPC-3C/52 PH							56	GAC	JHK	RES
117	68	0	TEC	+0.00	TEH	+0.00			EB-610-LLMC							11	DLR	AJD	RES
117	68	12	TSH	-3.69	TSH	+3.35			620-MRPC-3C/52 PH							57	GAC	MAR	RES
125	68	0	TEC	+0.00	TEH	+0.00			EB-610-LLMC							6	GKW	WRH	RES
125	68	12	TSH	-3.09	TSH	+4.12			620-MRPC-3C/52 PH							56	GAC	JHK	RES
129	68	0	TEC	+0.00	TEH	+0.00			EB-610-LLMC							5	GKW	KPH	RES
129	68	12	TSH	-3.59	TSH	+3.65			620-MRPC-3C/52 PH							56	GAC	JHK	RES
131	68	6	TEC	+0.00	TEH	+0.00			EB-610-LLMC							34	JWM	WRH	RES
133	68	6	TEC	+0.00	TEH	+0.00			EB-610-LLMC							34	JWM	WRH	RES
135	68	6	TEC	+0.00	TEH	+0.00			EB-610-LLMC							33	JWM	MAR	RES
130	69	6	TEC	+0.00	TEH	+0.00			EB-610-LLMC							33	JWM	KPH	RES
132	69	6	TEC	+0.00	TEH	+0.00			EB-610-LLMC							33	JWM	KPH	RES
134	69	6	TEC	+0.00	TEH	+0.00			EB-610-LLMC	PCT	13 VS7 +0.96		1.13 Vvm	M3		34	JWM	WRH	RES
136	69	6	TEC	+0.00	TEH	+0.00			EB-610-LLMC							33	JWM	KPH	RES
131	70	6	TEC	+0.00	TEH	+0.00			EB-610-LLMC							33	JWM	KPH	RES
133	70	6	TEC	+0.00	TEH	+0.00			EB-610-LLMC							33	JWM	KPH	RES
135	70	6	TEC	+0.00	TEH	+0.00			EB-610-LLMC							34	JWM	WRH	RES
48	71	0	TEC	+0.00	TEH	+0.00			EB-610-LLMC							11	DLR	AJD	RES
48	71	12	TSH	-3.67	TSH	+3.25			620-MRPC-3C/52 PH							54	JWM	JHK	RES
50	71	0	TEC	+0.00	TEH	+0.00			EB-610-LLMC							12	DLR	MAR	RES
50	71	12	TSH	-4.22	TSH	+2.92			620-MRPC-3C/52 PH							54	JWM	JHK	RES
54	71	0	TEC	+0.00	TEH	+0.00			EB-610-LLMC							11	DLR	AJD	RES
54	71	12	TSH	-8.66	TSH	+3.32			620-MRPC-3C/52 PH							54	JWM	JHK	RES
56	71	0	TEC	+0.00	TEH	+0.00			EB-610-LLMC							12	DLR	AJW	RES
56	71	12	TSH	-3.73	TSH	+3.14			620-MRPC-3C/52 PH							54	JWM	JHK	RES
58	71	0	TEC	+0.00	TEH	+0.00			EB-610-LLMC							12	DLR	AJW	RES
58	71	12	TSH	-3.65	TSH	+3.36			620-MRPC-3C/52 PH							54	JWM	JHK	RES
60	71	0	TEC	+0.00	TEH	+0.00			EB-610-LLMC							11	DLR	AJD	RES
60	71	12	TSH	-3.67	TSH	+3.11			620-MRPC-3C/52 PH							54	JWM	JHK	RES
62	71	0	TEC	+0.00	TEH	+0.00			EB-610-LLMC							11	DLR	AJD	RES
62	71	12	TSH	-4.83	TSH	+2.85			620-MRPC-3C/52 PH							54	JWM	JHK	RES
64	71	0	TEC	+0.00	TEH	+0.00			EB-610-LLMC							12	DLR	AJW	RES
64	71	12	TSH	-3.44	TSH	+3.38			620-MRPC-3C/52 PH							54	JWM	JHK	RES

Row	Col	Plan	Begin Test	End Test	Probe	Rstr	Ind	Pct	Location	Inch 1	Inch 2	Volts	Deg	Chan	Cal	Opri	Anlt	Party
68	71	0	TEC +0.00	TEH +0.00	EB-610-LLMC				NDD						11	DLR	AJD	RES
68	71	12	TSH -3.41	TSH +3.38	620-MRPC-3C/52 PH				NDD						55	JWM	MAR	RES
70	71	0	TEC +0.00	TEH +0.00	EB-610-LLMC				NDD						12	DLR	AJW	RES
70	71	12	TSH -3.45	TSH +3.36	620-MRPC-3C/52 PH				NDD						54	JWM	JHK	RES
72	71	0	TEC +0.00	TEH +0.00	EB-610-LLMC				NDD						12	DLR	AJW	RES
72	71	12	TSH -3.18	TSH +3.67	620-MRPC-3C/52 PH				NDD						54	JWM	JHK	RES
74	71	0	TEC +0.00	TEH +0.00	EB-610-LLMC				NDD						11	DLR	AJD	RES
74	71	12	TSH -3.04	TSH +3.94	620-MRPC-3C/52 PH				NDD						55	JWM	MEB	RES
76	71	0	TEC +0.00	TEH +0.00	EB-610-LLMC				NDD						11	DLR	AJD	RES
76	71	12	TSH -3.11	TSH +4.23	620-MRPC-3C/52 PH				NDD						55	JWM	MAR	RES
78	71	0	TEC +0.00	TEH +0.00	EB-610-LLMC				NDD						12	DLR	AJW	RES
78	71	12	TSH -3.17	TSH +3.92	620-MRPC-3C/52 PH				NDD						56	GAC	JHK	RES
82	71	0	TEC +0.00	TEH +0.00	EB-610-LLMC				NDD						11	DLR	AJD	RES
82	71	12	TSH -3.38	TSH +3.62	620-MRPC-3C/52 PH				NDD						56	GAC	JHK	RES
84	71	0	TEC +0.00	TEH +0.00	EB-610-LLMC				NDD						12	DLR	AJW	RES
84	71	12	TSH -3.27	TSH +3.82	620-MRPC-3C/52 PH				NDD						56	GAC	JHK	RES
86	71	0	TEC +0.00	TEH +0.00	EB-610-LLMC				NDD						12	DLR	AJW	RES
86	71	12	TSH -4.43	TSH +3.80	620-MRPC-3C/52 PH				NDD						56	GAC	JHK	RES
88	71	0	TEC +0.00	TEH +0.00	EB-610-LLMC				NDD						11	DLR	AJD	RES
88	71	12	TSH -3.33	TSH +3.81	620-MRPC-3C/52 PH				NDD						56	GAC	JHK	RES
90	71	0	TEC +0.00	TEH +0.00	EB-610-LLMC				NDD						11	DLR	AJD	RES
90	71	12	TSH -3.66	TSH +3.34	620-MRPC-3C/52 PH				NDD						56	GAC	MAR	RES
92	71	0	TEC +0.00	TEH +0.00	EB-610-LLMC				NDD						12	DLR	AJW	RES
92	71	12	TSH -3.32	TSH +3.86	620-MRPC-3C/52 PH				NDD						56	GAC	JHK	RES
96	71	0	TEC +0.00	TEH +0.00	EB-610-LLMC				NDD						11	DLR	AJD	RES
96	71	12	TSH -11.16	TSH +0.99	620-MRPC-3C/52 PH				NDD						56	GAC	JHK	RES
98	71	0	TEC +0.00	TEH +0.00	EB-610-LLMC				NDD						11	DLR	AJD	RES
98	71	12	TSH -3.39	TSH +3.93	620-MRPC-3C/52 PH				NDD						56	GAC	JHK	RES
100	71	0	TEC +0.00	TEH +0.00	EB-610-LLMC				NDD						12	DLR	AJW	RES
100	71	12	TSH -3.74	TSH +3.49	620-MRPC-3C/52 PH				NDD						56	GAC	JHK	RES
102	71	0	TEC +0.00	TEH +0.00	EB-610-LLMC				NDD						12	DLR	AJW	RES
102	71	12	TSH -1.61	TSH -1.61	620-MRPC-3C/52 PH				BDA						57	GAC	MAR	RES
102	71	14	TSH -4.02	TSH +3.75	620-MRPC-3C/52 PH				NDD						67	GAC	WRH	RES
104	71	0	TEC +0.00	TEH +0.00	EB-610-LLMC				NDD						11	DLR	AJD	RES
104	71	12	TSH +0.00	TSH +0.00	620-MRPC-3C/52 PH				BDA						57	GAC	MAR	RES
104	71	14	TSH -4.32	TSH +3.27	620-MRPC-3C/52 PH				NDD						67	GAC	WRH	RES
106	71	0	TEC +0.00	TEH +0.00	EB-610-LLMC				NDD						11	DLR	AJD	RES
106	71	12	TSH -4.06	TSH +3.17	620-MRPC-3C/52 PH				NDD						56	GAC	JHK	RES
110	71	0	TEC +0.00	TEH +0.00	EB-610-LLMC				NDD						11	DLR	AJD	RES
110	71	12	TSH -3.38	TSH +3.58	620-MRPC-3C/52 PH				NDD						57	GAC	MAR	RES
112	71	0	TEC +0.00	TEH +0.00	EB-610-LLMC				NDD						12	DLR	AJW	RES

Row	Col	Plan	Begin Test	End Test	Probe	Rstr	Ind	Pct	Location	Inch 1	Inch 2	Volts	Deg	Chan	Cal	Opri	Anlt	Party	
112	71	12	TSH	-3.62	TSH	+3.33			620-MRPC-3C/52 PH		NDD					56	GAC	JHK	RES
114	71	0	TEC	+0.00	TEH	+0.00			EB-610-LLMC		NDD					12	DLR	MAR	RES
114	71	12	TSH	-3.46	TSH	+3.54			620-MRPC-3C/52 PH		NDD					56	GAC	JHK	RES
116	71	0	TEC	+0.00	TEH	+0.00			EB-610-LLMC		NDD					11	DLR	AJD	RES
116	71	12	TSH	-3.41	TSH	+3.41			620-MRPC-3C/52 PH		NDD					57	GAC	MAR	RES
118	71	0	TEC	+0.00	TEH	+0.00			EB-610-LLMC		NDD					11	DLR	AJD	RES
118	71	12	TSH	-4.03	TSH	+3.00			620-MRPC-3C/52 PH		NDD					57	GAC	MAR	RES
120	71	0	TEC	+0.00	TEH	+0.00			EB-610-LLMC		NDD					6	GKW	WRH	RES
120	71	12	TSH	-3.32	TSH	+3.65			620-MRPC-3C/52 PH		NDD					56	GAC	JHK	RES
124	71	0	TEC	+0.00	TEH	+0.00			EB-610-LLMC		NDD					5	GKW	KPH	RES
124	71	12	TSH	-3.35	TSH	+3.75			620-MRPC-3C/52 PH		NDD					56	GAC	JHK	RES
126	71	0	TEC	+0.00	TEH	+0.00			EB-610-LLMC		NDD					6	GKW	WRH	RES
126	71	12	TSH	-3.45	TSH	+3.74			620-MRPC-3C/52 PH		NDD					56	GAC	JHK	RES
128	71	0	TEC	+0.00	TEH	+0.00			EB-610-LLMC		NDD					6	GKW	WRH	RES
128	71	12	TSH	-3.18	TSH	+4.03			620-MRPC-3C/52 PH		NDD					56	GAC	JHK	RES
130	71	0	TEC	+0.00	TEH	+0.00			EB-610-LLMC		NDD					5	GKW	KPH	RES
130	71	14	TSH	-4.38	TSH	+3.26			620-MRPC-3C/52 PH		NDD					67	GAC	WRH	RES
132	71	0	TEC	+0.00	TEH	+0.00			EB-610-LLMC		NDD					5	GKW	KPH	RES
132	71	12	TSH	-3.39	TSH	+3.65			620-MRPC-3C/52 PH		NDD					56	GAC	MAR	RES
134	71	0	TEC	+0.00	TEH	+0.00			EB-610-LLMC		NDD					5	GKW	KPH	RES
134	71	12	TSH	-3.65	TSH	+3.55			620-MRPC-3C/52 PH		NDD					56	GAC	JHK	RES
136	71	6	TEC	+0.00	TEH	+0.00			EB-610-LLMC		NDD					33	JWM	KPH	RES
131	72	6	TEC	+0.00	TEH	+0.00			EB-610-LLMC		NDD					34	JWM	WRH	RES
133	72	6	TEC	+0.00	TEH	+0.00			EB-610-LLMC		NDD					34	JWM	WRH	RES
135	72	6	TEC	+0.00	TEH	+0.00			EB-610-LLMC	PCT	9	VS1	-0.96	0.73 Vvm	M3	34	JWM	MAR	RES
135	72	6	TEC	+0.00	TEH	+0.00			EB-610-LLMC	PCT	10	VS1	+1.11	0.81 Vvm	M3	34	JWM	MAR	RES
137	72	6	TEC	+0.00	TEH	+0.00			EB-610-LLMC	PCT	8	VS6	-0.56	0.64 Vvm	M3	33	JWM	KPH	RES
130	73	6	TEC	+0.00	TEH	+0.00			EB-610-LLMC	PCT	10	VS7	+0.83	0.84 Vvm	M3	34	JWM	WRH	RES
132	73	6	TEC	+0.00	TEH	+0.00			EB-610-LLMC		NDD					34	JWM	WRH	RES
134	73	6	TEC	+0.00	TEH	+0.00			EB-610-LLMC		NDD					34	JWM	WRH	RES
136	73	6	TEC	+0.00	TEH	+0.00			EB-610-LLMC		NDD					34	JWM	WRH	RES
51	74	0	TEC	+0.00	TEH	+0.00			EB-610-LLMC		NDD					11	DLR	AJD	RES
51	74	12	TSH	-3.80	TSH	+3.16			620-MRPC-3C/52 PH		NDD					54	JWM	JHK	RES
59	74	0	TEC	+0.00	TEH	+0.00			EB-610-LLMC		NDD					12	DLR	AJD	RES
59	74	12	TSH	-3.52	TSH	+3.38			620-MRPC-3C/52 PH		NDD					56	GAC	JHK	RES
63	74	0	TEC	+0.00	TEH	+0.00			EB-610-LLMC		NDD					11	DLR	AJD	RES
63	74	12	TSH	-3.28	TSH	+3.71			620-MRPC-3C/52 PH		NDD					57	GAC	MAR	RES
71	74	0	TEC	+0.00	TEH	+0.00			EB-610-LLMC		NDD					12	DLR	AJD	RES
71	74	12	TSH	-3.25	TSH	+3.66			620-MRPC-3C/52 PH		NDD					56	GAC	JHK	RES
75	74	0	TEC	+0.00	TEH	+0.00			EB-610-LLMC		NDD					11	DLR	AJD	RES
75	74	12	TSH	-2.93	TSH	+3.82			620-MRPC-3C/52 PH		NDD					57	GAC	MAR	RES

Row	Col	Plan	Begin Test	End Test	Probe	Rstr	Ind	Pct	Location	Inch 1	Inch 2	Volts	Deg	Chan	Cal	Opri	Anlt	Party	
83	74	0	TEC +0.00	TEH +0.00	EB-610-LLMC		NDD									12	DLR	AJW	RES
83	74	12	TSH -3.31	TSH +3.54	620-MRPC-3C/52 PH		NDD									56	GAC	JHK	RES
87	74	0	TEC +0.00	TEH +0.00	EB-610-LLMC		NDD									11	DLR	AJD	RES
87	74	12	TSH -3.24	TSH +3.57	620-MRPC-3C/52 PH		NDD									57	GAC	MAR	RES
95	74	0	TEC +0.00	TEH +0.00	EB-610-LLMC		NDD									12	DLR	AJW	RES
95	74	12	TSH -3.06	TSH +3.68	620-MRPC-3C/52 PH		NDD									56	GAC	JHK	RES
99	74	0	TEC +0.00	TEH +0.00	EB-610-LLMC		NDD									11	DLR	AJD	RES
99	74	12	TSH -3.26	TSH +3.47	620-MRPC-3C/52 PH		NDD									57	GAC	MAR	RES
107	74	0	TEC +0.00	TEH +0.00	EB-610-LLMC		NDD									12	DLR	AJW	RES
107	74	12	TSH -3.39	TSH +3.38	620-MRPC-3C/52 PH		NDD									56	GAC	JHK	RES
111	74	0	TEC +0.00	TEH +0.00	EB-610-LLMC		NDD									11	DLR	AJD	RES
111	74	12	TSH -3.10	TSH +3.60	620-MRPC-3C/52 PH		NDD									57	GAC	MAR	RES
119	74	0	TEC +0.00	TEH +0.00	EB-610-LLMC		NDD									12	DLR	AJW	RES
119	74	12	TSH -3.40	TSH +3.47	620-MRPC-3C/52 PH		NDD									56	GAC	JHK	RES
123	74	0	TEC +0.00	TEH +0.00	EB-610-LLMC		NDD									11	DLR	AJD	RES
123	74	12	TSH -3.11	TSH +3.35	620-MRPC-3C/52 PH		NDD									57	GAC	MAR	RES
131	74	0	TEC +0.00	TEH +0.00	EB-610-LLMC		NDD									11	DLR	AJD	RES
131	74	12	TSH -3.44	TSH +3.48	620-MRPC-3C/52 PH		NDD									56	GAC	JHK	RES
133	74	6	TEC +0.00	TEH +0.00	EB-610-LLMC		NDD									33	JWM	KPH	RES
135	74	0	TEC +0.00	TEH +0.00	EB-610-LLMC		NDD									11	DLR	AJD	RES
135	74	12	TSH -2.75	TSH +3.99	620-MRPC-3C/52 PH		NDD									57	GAC	MAR	RES
137	74	6	TEC +0.00	TEH +0.00	EB-610-LLMC		NDD									33	JWM	KPH	RES
130	75	6	TEC +0.00	TEH +0.00	EB-610-LLMC		NDD									33	JWM	KPH	RES
132	75	6	TEC +0.00	TEH +0.00	EB-610-LLMC		NDD									33	JWM	KPH	RES
134	75	6	TEC +0.00	TEH +0.00	EB-610-LLMC		NDD									33	JWM	KPH	RES
136	75	6	TEC +0.00	TEH +0.00	EB-610-LLMC		NDD									33	JWM	TEG	RES
138	75	6	TEC +0.00	TEH +0.00	EB-610-LLMC		PCT	8	DBH +2.05			0.63 Vvm	M3	33	JWM	TEG	RES		
138	75	15	DBH +12.40	DBH -13.00	MB-580-MRPCFH52		WAR		DBH +1.67			4.48 Vpp 167° 0.45x50°	2	70	AOS	TEG	RES		
138	75	15	DBH +12.40	DBH -13.00	MB-580-MRPCFH52		WAR		DBH -3.54			16.01 Vpp 171° 0.00x0°	3	70	AOS	TEG	RES		
131	76	6	TEC +0.00	TEH +0.00	EB-610-LLMC		NDD									33	JWM	KPH	RES
133	76	6	TEC +0.00	TEH +0.00	EB-610-LLMC		NDD									34	JWM	WRH	RES
135	76	6	TEC +0.00	TEH +0.00	EB-610-LLMC		NDD									34	JWM	WRH	RES
137	76	6	TEC +0.00	TEH +0.00	EB-610-LLMC		NDD									33	JWM	KPH	RES
52	77	0	TEC +0.00	TEH +0.00	EB-610-LLMC		NDD									14	AOS	MEB	RES
52	77	12	TSH -3.24	TSH +3.76	620-MRPC-3C/52 PH		NDD									54	JWM	JHK	RES
54	77	0	TEC +0.00	TEH +0.00	EB-610-LLMC		NDD									14	AOS	MEB	RES
54	77	12	TSH -3.17	TSH +3.82	620-MRPC-3C/52 PH		NDD									54	JWM	WRH	RES
54	77	2	TSH -3.08	TSH +4.44	+POINT-610-115/36/S80		NDD									72	GAC	KPH	RES
56	77	0	TEC +0.00	TEH +0.00	EB-610-LLMC		NDD									13	AOS	JHK	RES
56	77	12	TSH -3.48	TSH +3.41	620-MRPC-3C/52 PH		NDD									54	JWM	WRH	RES
58	77	0	TEC +0.00	TEH +0.00	EB-610-LLMC		NDD									13	AOS	JHK	RES

Row	Col	Plan	Begin Test	End Test	Probe	Rstr	Ind	Pct	Location	Inch 1	Inch 2	Volts	Deg	Chan	Cal	Opri	Anlt	Party	
58	77	12	TSH -3.73	TSH +3.16	620-MRPC-3C/52 PH		NDD									54	JWM	JHK	RES
58	77	2	TSH -3.02	TSH +3.82	+POINT-610-115/36/S80		NDD									72	GAC	KPH	RES
60	77	0	TEC +0.00	TEH +0.00	EB-610-LLMC		NDD									14	AOS	MEB	RES
60	77	12	TSH -3.47	TSH +3.74	620-MRPC-3C/52 PH		NDD									55	JWM	MEB	RES
62	77	0	TEC +0.00	TEH +0.00	EB-610-LLMC		NDD									14	AOS	MEB	RES
62	77	12	TSH -3.40	TSH +3.47	620-MRPC-3C/52 PH		NDD									54	JWM	WRH	RES
62	77	2	TSH -4.06	TSH +3.39	+POINT-610-115/36/S80		NDD									73	GAC	KPH	RES
64	77	0	TEC +0.00	TEH +0.00	EB-610-LLMC		NDD									13	AOS	JHK	RES
64	77	12	TSH -3.49	TSH +3.22	620-MRPC-3C/52 PH		NDD									54	JWM	WRH	RES
66	77	0	TEC +0.00	TEH +0.00	EB-610-LLMC		NDD									13	AOS	JHK	RES
66	77	12	TSH -3.15	TSH +3.82	620-MRPC-3C/52 PH		NDD									55	JWM	MEB	RES
66	77	2	TSH -3.07	TSH +3.82	+POINT-610-115/36/S80		NDD									72	GAC	KPH	RES
68	77	0	TEC +0.00	TEH +0.00	EB-610-LLMC		NDD									14	AOS	MEB	RES
68	77	12	TSH -3.72	TSH +3.32	620-MRPC-3C/52 PH		NDD									55	JWM	MEB	RES
70	77	0	TEC +0.00	TEH +0.00	EB-610-LLMC		NDD									14	AOS	MEB	RES
70	77	12	TSH -3.29	TSH +3.51	620-MRPC-3C/52 PH		NDD									54	JWM	WRH	RES
70	77	2	TSH -3.73	TSH +3.70	+POINT-610-115/36/S80		NDD									73	GAC	KPH	RES
72	77	0	TEC +0.00	TEH +0.00	EB-610-LLMC		NDD									13	AOS	JHK	RES
72	77	12	TSH -4.26	TSH +2.51	620-MRPC-3C/52 PH		NDD									54	JWM	WRH	RES
74	77	0	TEC +0.00	TEH +0.00	EB-610-LLMC		NDD									13	AOS	JHK	RES
74	77	12	TSH -3.19	TSH +3.73	620-MRPC-3C/52 PH		NDD									55	JWM	MEB	RES
74	77	2	TSH -3.21	TSH +3.66	+POINT-610-115/36/S80		NDD									72	GAC	KPH	RES
76	77	0	TEC +0.00	TEH +0.00	EB-610-LLMC		NDD									12	DLR	WRH	RES
76	77	12	TSH -4.33	TSH +2.74	620-MRPC-3C/52 PH		NDD									55	JWM	MEB	RES
78	77	0	TEC +0.00	TEH +0.00	EB-610-LLMC		NDD									12	DLR	WRH	RES
78	77	12	TSH -3.36	TSH +3.32	620-MRPC-3C/52 PH		NDD									54	JWM	WRH	RES
78	77	2	TSH -4.03	TSH +3.40	+POINT-610-115/36/S80		NDD									73	GAC	KPH	RES
80	77	0	TEC +0.00	TEH +0.00	EB-610-LLMC		NDD									12	DLR	WRH	RES
80	77	12	TSH -3.24	TSH +3.39	620-MRPC-3C/52 PH		NDD									54	JWM	WRH	RES
82	77	0	TEC +0.00	TEH +0.00	EB-610-LLMC		NDD									12	DLR	WRH	RES
82	77	12	TSH -3.90	TSH +3.19	620-MRPC-3C/52 PH		NDD									55	JWM	MEB	RES
82	77	2	TSH -3.29	TSH +3.59	+POINT-610-115/36/S80		NDD									72	GAC	KPH	RES
84	77	0	TEC +0.00	TEH +0.00	EB-610-LLMC		NDD									12	DLR	WRH	RES
84	77	12	TSH -3.37	TSH +3.69	620-MRPC-3C/52 PH		NDD									55	JWM	MEB	RES
86	77	12	TSH -3.20	TSH +3.51	620-MRPC-3C/52 PH		NDD									54	JWM	WRH	RES
86	77	2	TSH -4.04	TSH +3.40	+POINT-610-115/36/S80		NDD									73	GAC	KPH	RES
86	77	0	TEC +0.00	TEH +0.00	EB-610-LLMC		DNT		VS2 -0.88			8.26 Vpp	176°	1	12	DLR	MAR	RES	
88	77	0	TEC +0.00	TEH +0.00	EB-610-LLMC		NDD									12	DLR	WRH	RES
88	77	12	TSH -3.22	TSH +3.45	620-MRPC-3C/52 PH		NDD									54	JWM	WRH	RES
90	77	0	TEC +0.00	TEH +0.00	EB-610-LLMC		NDD									12	DLR	WRH	RES
90	77	12	TSH -3.27	TSH +3.91	620-MRPC-3C/52 PH		NDD									55	JWM	MEB	RES

Row	Col	Plan	Begin Test	End Test	Probe	Rstr	Ind	Pct	Location	Inch 1	Inch 2	Volts	Deg	Chan	Cal	Oppt	Anlt	Party	
90	77	2	TSH	-2.98	TSH	+3.87			+POINT-610-115/36/S80							72	GAC	KPH	RES
92	77	0	TEC	+0.00	TEH	+0.00			EB-610-LLMC							12	DLR	WRH	RES
92	77	12	TSH	-3.43	TSH	+3.57			620-MRPC-3C/52 PH							55	JWM	MEB	RES
94	77	0	TEC	+0.00	TEH	+0.00			EB-610-LLMC							12	DLR	WRH	RES
94	77	12	TSH	-3.31	TSH	+3.29			620-MRPC-3C/52 PH							54	JWM	WRH	RES
94	77	2	TSH	-4.02	TSH	+3.43			+POINT-610-115/36/S80							73	GAC	KPH	RES
96	77	0	TEC	+0.00	TEH	+0.00			EB-610-LLMC							12	DLR	WRH	RES
96	77	12	TSH	-3.65	TSH	+2.95			620-MRPC-3C/52 PH							54	JWM	WRH	RES
98	77	0	TEC	+0.00	TEH	+0.00			EB-610-LLMC							12	DLR	WRH	RES
98	77	12	TSH	-3.58	TSH	+3.47			620-MRPC-3C/52 PH							55	JWM	MEB	RES
98	77	2	TSH	-3.13	TSH	+3.68			+POINT-610-115/36/S80							72	GAC	KPH	RES
100	77	12	TSH	-3.51	TSH	+3.67			620-MRPC-3C/52 PH							55	JWM	MEB	RES
100	77	0	TEC	+0.00	TEH	+0.00			EB-610-LLMC		OSC +7.58		15.26 Vpp 179°	1		12	DLR	MAR	RES
102	77	0	TEC	+0.00	TEH	+0.00			EB-610-LLMC							12	DLR	WRH	RES
102	77	12	TSH	-3.45	TSH	+3.19			620-MRPC-3C/52 PH							54	JWM	WRH	RES
102	77	2	TSH	-4.02	TSH	+3.38			+POINT-610-115/36/S80							73	GAC	KPH	RES
104	77	0	TEC	+0.00	TEH	+0.00			EB-610-LLMC							12	DLR	WRH	RES
104	77	12	TSH	-3.37	TSH	+3.29			620-MRPC-3C/52 PH							54	JWM	WRH	RES
106	77	0	TEC	+0.00	TEH	+0.00			EB-610-LLMC							12	DLR	WRH	RES
106	77	12	TSH	-3.65	TSH	+3.36			620-MRPC-3C/52 PH							55	JWM	MEB	RES
106	77	2	TSH	-3.08	TSH	+3.73			+POINT-610-115/36/S80							72	GAC	KPH	RES
108	77	0	TEC	+0.00	TEH	+0.00			EB-610-LLMC							12	DLR	WRH	RES
108	77	12	TSH	-3.46	TSH	+3.78			620-MRPC-3C/52 PH							55	JWM	MEB	RES
110	77	0	TEC	+0.00	TEH	+0.00			EB-610-LLMC							12	DLR	WRH	RES
110	77	12	TSH	-3.37	TSH	+3.26			620-MRPC-3C/52 PH							54	JWM	WRH	RES
110	77	2	TSH	-3.67	TSH	+3.78			+POINT-610-115/36/S80							73	GAC	KPH	RES
112	77	0	TEH	+0.00	TEH	+0.00			EB-610-LLMC	RST						11	DLR	WJS	LAR
112	77	9	TEC	+0.00	TEH	+0.00			EB-590-LLMC							43	GKW	WRH	RES
112	77	12	TSH	-3.08	TSH	+3.55			620-MRPC-3C/52 PH							54	JWM	WRH	RES
114	77	0	TEC	+0.00	TEH	+0.00			EB-610-LLMC							11	DLR	AJD	RES
114	77	12	TSH	-3.36	TSH	+3.65			620-MRPC-3C/52 PH							55	JWM	MEB	RES
114	77	2	TSH	-3.20	TSH	+3.64			+POINT-610-115/36/S80							72	GAC	KPH	RES
116	77	0	TEC	+0.00	TEH	+0.00			EB-610-LLMC							12	DLR	WRH	RES
116	77	12	TSH	-3.65	TSH	+3.40			620-MRPC-3C/52 PH							55	JWM	MEB	RES
118	77	0	TEC	+0.00	TEH	+0.00			EB-610-LLMC							12	DLR	WRH	RES
118	77	12	TSH	-3.23	TSH	+3.46			620-MRPC-3C/52 PH							54	JWM	WRH	RES
118	77	2	TSH	-3.68	TSH	+3.71			+POINT-610-115/36/S80							73	GAC	KPH	RES
120	77	0	TEC	+0.00	TEH	+0.00			EB-610-LLMC							11	DLR	AJD	RES
120	77	12	TSH	-3.25	TSH	+3.36			620-MRPC-3C/52 PH							54	JWM	WRH	RES
122	77	0	TEC	+0.00	TEH	+0.00			EB-610-LLMC							11	DLR	AJD	RES
122	77	12	TSH	-3.19	TSH	+3.44			620-MRPC-3C/52 PH							55	JWM	MEB	RES

Row	Col	Plan	Begin Test	End Test	Probe	Rstr	Ind	Pct	Location	Inch 1	Inch 2	Volts	Deg	Chan	Cal	Oprt	Anlt	Party	
122	77	2	TSH -3.34	TSH +4.17	+POINT-610-115/36/S80											72	GAC	KPH	RES
124	77	0	TEC +0.00	TEH +0.00	EB-610-LLMC											12	DLR	WRH	RES
124	77	12	TSH -3.49	TSH +3.75	620-MRPC-3C/52 PH											55	JWM	WRH	RES
126	77	0	TEC +0.00	TEH +0.00	EB-610-LLMC											12	DLR	WRH	RES
126	77	12	TSH -3.42	TSH +3.12	620-MRPC-3C/52 PH											54	JWM	WRH	RES
126	77	2	TSH -3.40	TSH +4.07	+POINT-610-115/36/S80											72	GAC	KPH	RES
128	77	0	TEC +0.00	TEH +0.00	EB-610-LLMC											11	DLR	AJD	RES
128	77	12	TSH -3.60	TSH +3.05	620-MRPC-3C/52 PH											54	JWM	MAR	RES
130	77	0	TEC +0.00	TEH +0.00	EB-610-LLMC											11	DLR	MAR	RES
130	77	12	TSH -3.58	TSH +3.70	620-MRPC-3C/52 PH											55	JWM	WRH	RES
130	77	2	TSH -3.07	TSH +4.40	+POINT-610-115/36/S80											72	GAC	KPH	RES
132	77	0	TEC +0.00	TEH +0.00	EB-610-LLMC											11	DLR	AJD	RES
132	77	12	TSH -3.08	TSH +4.20	620-MRPC-3C/52 PH											55	JWM	WRH	RES
134	77	0	TEC +0.00	TEH +0.00	EB-610-LLMC											11	DLR	AJD	RES
134	77	12	TSH -3.41	TSH +3.55	620-MRPC-3C/52 PH											54	JWM	MAR	RES
134	77	2	TSH -3.24	TSH +4.28	+POINT-610-115/36/S80											72	GAC	KPH	RES
136	77	12	TSH -3.15	TSH +3.52	620-MRPC-3C/52 PH											54	JWM	MAR	RES
136	77	0	TEC +0.00	TEH +0.00	EB-610-LLMC														
136	77	3	TEC +0.00	TEH +0.00	EB-610-LLMC							0.87 Vvm			M3	11	DLR	WJS	LAR
138	77	12	TSH -3.16	TSH +3.55	620-MRPC-3C/52 PH							0.96 Vvm			M3	26	GAC	WJS	LAR
138	77	2	TSH -2.92	TSH +4.59	+POINT-610-115/36/S80											72	GAC	KPH	RES
138	77	0	TEC +0.00	TEH +0.00	EB-610-LLMC														
138	77	0	TEC +0.00	TEH +0.00	EB-610-LLMC							3.21 Vvm			M3	11	DLR	WJS	LAR
138	77	0	TEC +0.00	TEH +0.00	EB-610-LLMC							1.35 Vvm			M3	11	DLR	WJS	LAR
138	77	0	TEC +0.00	TEH +0.00	EB-610-LLMC							2.56 Vvm			M3	11	DLR	WJS	LAR
138	77	0	TEC +0.00	TEH +0.00	EB-610-LLMC							1.06 Vvm			M3	11	DLR	WJS	LAR
131	78	6	TEC +0.00	TEH +0.00	EB-610-LLMC											34	JWM	WRH	RES
133	78	6	TEC +0.00	TEH +0.00	EB-610-LLMC							0.80 Vvm			M3	34	JWM	TEG	RES
133	78	6	TEC +0.00	TEH +0.00	EB-610-LLMC							1.28 Vvm			M3	34	JWM	TEG	RES
135	78	6	TEC +0.00	TEH +0.00	EB-610-LLMC							1.22 Vvm			M3	33	JWM	KPH	RES
137	78	6	TEC +0.00	TEH +0.00	EB-610-LLMC							0.57 Vvm			M3	33	JWM	TEG	RES
137	78	6	TEC +0.00	TEH +0.00	EB-610-LLMC							0.76 Vvm			M3	33	JWM	TEG	RES
130	79	6	TEC +0.00	TEH +0.00	EB-610-LLMC											33	JWM	KPH	RES
132	79	6	TEC +0.00	TEH +0.00	EB-610-LLMC											33	JWM	KPH	RES
134	79	6	TEC +0.00	TEH +0.00	EB-610-LLMC											34	JWM	WRH	RES
136	79	6	TEC +0.00	TEH +0.00	EB-610-LLMC											34	JWM	WJS	LAR
138	79	6	TEC +0.00	TEH +0.00	EB-610-LLMC														
138	79	6	TEC +0.00	TEH +0.00	EB-610-LLMC							0.71 Vvm			M3	34	JWM	TEG	RES
138	79	15	DBH +10.31	DBH -8.59	MB-580-MRPCFH52							6.22 Vpp	161°	0.30x35°	2	70	AOS	TEG	RES
57	80	0	TEC +0.00	TEH +0.00	EB-610-LLMC											13	AOS	JHK	RES
57	80	12	TSH -3.69	TSH +3.19	620-MRPC-3C/52 PH											54	JWM	JHK	RES
65	80	0	TEC +0.00	TEH +0.00	EB-610-LLMC											13	AOS	JHK	RES
65	80	12	TSH -4.04	TSH +3.14	620-MRPC-3C/52 PH											54	JWM	JHK	RES

Row	Col	Plan	Begin Test	End Test	Probe	Rstr	Ind	Pct	Location	Inch 1	Inch 2	Volts	Deg	Chan	Cal	Oprr	Anlt	Party	
81	80	0	TEC +0.00	TEH +0.00	EB-610-LLMC		NDD									13	AOS	JHK	RES
81	80	12	TSH -3.58	TSH +3.02	620-MRPC-3C/52 PH		NDD									54	JWM	WRH	RES
89	80	0	TEC +0.00	TEH +0.00	EB-610-LLMC		NDD									13	AOS	JHK	RES
89	80	12	TSH -3.49	TSH +3.23	620-MRPC-3C/52 PH		NDD									54	JWM	WRH	RES
105	80	0	TEC +0.00	TEH +0.00	EB-610-LLMC		NDD									13	AOS	JHK	RES
105	80	12	TSH -3.66	TSH +3.03	620-MRPC-3C/52 PH		NDD									54	JWM	WRH	RES
113	80	0	TEC +0.00	TEH +0.00	EB-610-LLMC		NDD									13	AOS	JHK	RES
113	80	12	TSH -3.61	TSH +2.99	620-MRPC-3C/52 PH		NDD									54	JWM	WRH	RES
129	80	0	TEC +0.00	TEH +0.00	EB-610-LLMC		NDD									13	AOS	JHK	RES
129	80	12	TSH -3.54	TSH +3.26	620-MRPC-3C/52 PH		NDD									54	JWM	MAR	RES
131	80	6	TEC +0.00	TEH +0.00	EB-610-LLMC		NDD									33	JWM	KPH	RES
133	80	6	TEC +0.00	TEH +0.00	EB-610-LLMC		NDD									33	JWM	KPH	RES
135	80	6	TEC +0.00	TEH +0.00	EB-610-LLMC		NDD									33	JWM	KPH	RES
137	80	0	TEC +0.00	TEH +0.00	EB-610-LLMC		NDD									13	AOS	JHK	RES
137	80	12	TSH -3.41	TSH +3.34	620-MRPC-3C/52 PH		NDD									54	JWM	MAR	RES
130	81	6	TEC +0.00	TEH +0.00	EB-610-LLMC		NDD									33	JWM	KPH	RES
132	81	6	TEC +0.00	TEH +0.00	EB-610-LLMC		NDD									33	JWM	KPH	RES
134	81	6	TEC +0.00	TEH +0.00	EB-610-LLMC		NDD									33	JWM	KPH	RES
136	81	6	TEC +0.00	TEH +0.00	EB-610-LLMC		NDD									33	JWM	KPH	RES
138	81	6	TEC +0.00	TEH +0.00	EB-610-LLMC		PCT	9	VS6 +1.09			0.72 Vvm		M3	34	JWM	TEG	RES	
138	81	6	TEC +0.00	TEH +0.00	EB-610-LLMC		PCT	8	DBH +1.99			0.62 Vvm		M3	34	JWM	TEG	RES	
138	81	6	TEC +0.00	TEH +0.00	EB-610-LLMC		PCT	18	VS6 -0.53			1.60 Vvm		M3	34	JWM	TEG	RES	
138	81	15	DBH +29.67	DBH -11.92	MB-580-MRPCFH52		WAR		DBH +1.81			6.52 Vpp 164°	0.40x58°		2	70	AOS	TEG	RES
85	82	12	TSH -3.66	TSH +3.12	620-MRPC-3C/52 PH		NDD									54	JWM	WRH	RES
87	82	12	TSH -3.80	TSH +2.95	620-MRPC-3C/52 PH		NDD									54	JWM	WRH	RES
121	82	12	TSH -3.44	TSH +3.39	620-MRPC-3C/52 PH		NDD									54	JWM	WRH	RES
123	82	12	TSH -3.66	TSH +3.23	620-MRPC-3C/52 PH		NDD									54	JWM	WRH	RES
131	82	6	TEC +0.00	TEH +0.00	EB-610-LLMC		NDD									33	JWM	KPH	RES
133	82	6	TEC +0.00	TEH +0.00	EB-610-LLMC		NDD									34	JWM	WRH	RES
135	82	6	TEC +0.00	TEH +0.00	EB-610-LLMC		NDD									34	JWM	WRH	RES
137	82	6	TEC +0.00	TEH +0.00	EB-610-LLMC		NDD									34	JWM	WRH	RES
54	83	0	TEC +0.00	TEH +0.00	EB-610-LLMC		NDD									13	AOS	JHK	RES
54	83	12	TSH -3.32	TSH +3.64	620-MRPC-3C/52 PH		NDD									54	JWM	KPH	RES
56	83	12	TSH -3.54	TSH +3.17	620-MRPC-3C/52 PH		NDD									54	JWM	WRH	RES
56	83	0	TEC +0.00	TEH +0.00	EB-610-LLMC		MBM		05H +3.41			0.41 Vpp 153°			1	14	AOS	MEB	RES
58	83	0	TEC +0.00	TEH +0.00	EB-610-LLMC		NDD									14	AOS	MEB	RES
58	83	12	TSH -3.32	TSH +3.83	620-MRPC-3C/52 PH		NDD									55	JWM	WRH	RES
60	83	0	TEC +0.00	TEH +0.00	EB-610-LLMC		NDD									13	AOS	JHK	RES
60	83	12	TSH -3.42	TSH +3.85	620-MRPC-3C/52 PH		NDD									55	JWM	WRH	RES
62	83	0	TEC +0.00	TEH +0.00	EB-610-LLMC		NDD									13	AOS	JHK	RES
62	83	12	TSH -3.64	TSH +3.00	620-MRPC-3C/52 PH		NDD									54	JWM	WRH	RES

Row	Col	Plan	Begin Test	End Test	Probe	Rstr	Ind	Pct	Location	Inch 1	Inch 2	Volts	Deg	Chan	Cal	Opri	Anlt	Party
64	83	0	TEC	+0.00	TEH	+0.00			EB-610-LLMC						14	AOS	MEB	RES
64	83	12	TSH	-3.75	TSH	+2.80			620-MRPC-3C/52 PH						54	JWM	WRH	RES
68	83	0	TEC	+0.00	TEH	+0.00			EB-610-LLMC						13	AOS	JHK	RES
68	83	12	TSH	-3.90	TSH	+3.42			620-MRPC-3C/52 PH						55	JWM	WRH	RES
70	83	0	TEC	+0.00	TEH	+0.00			EB-610-LLMC						14	AOS	MEB	RES
70	83	12	TSH	-3.42	TSH	+3.29			620-MRPC-3C/52 PH						54	JWM	WRH	RES
72	83	0	TEC	+0.00	TEH	+0.00			EB-610-LLMC						14	AOS	MEB	RES
72	83	12	TSH	-3.58	TSH	+3.37			620-MRPC-3C/52 PH						54	JWM	WRH	RES
74	83	0	TEC	+0.00	TEH	+0.00			EB-610-LLMC						13	AOS	JHK	RES
74	83	12	TSH	-3.68	TSH	+3.51			620-MRPC-3C/52 PH						55	JWM	WRH	RES
76	83	0	TEC	+0.00	TEH	+0.00			EB-610-LLMC						13	AOS	JHK	RES
76	83	12	TSH	-3.71	TSH	+3.60			620-MRPC-3C/52 PH						55	JWM	WRH	RES
78	83	0	TEC	+0.00	TEH	+0.00			EB-610-LLMC						14	AOS	MEB	RES
78	83	12	TSH	-3.47	TSH	+3.11			620-MRPC-3C/52 PH						54	JWM	WRH	RES
82	83	0	TEC	+0.00	TEH	+0.00			EB-610-LLMC						13	AOS	JHK	RES
82	83	12	TSH	-3.58	TSH	+3.66			620-MRPC-3C/52 PH						55	JWM	WRH	RES
84	83	0	TEC	+0.00	TEH	+0.00			EB-610-LLMC						14	AOS	MEB	RES
84	83	12	TSH	-3.54	TSH	+3.06			620-MRPC-3C/52 PH						54	JWM	WRH	RES
88	83	0	TEC	+0.00	TEH	+0.00			EB-610-LLMC						13	AOS	JHK	RES
88	83	12	TSH	-3.80	TSH	+3.42			620-MRPC-3C/52 PH						55	JWM	WRH	RES
90	83	0	TEC	+0.00	TEH	+0.00			EB-610-LLMC						13	AOS	JHK	RES
90	83	12	TSH	-3.66	TSH	+3.07			620-MRPC-3C/52 PH						54	JWM	WRH	RES
92	83	0	TEC	+0.00	TEH	+0.00			EB-610-LLMC						14	AOS	WJS	RES
92	83	12	TSH	-3.69	TSH	+2.96			620-MRPC-3C/52 PH						54	JWM	WRH	RES
96	83	0	TEC	+0.00	TEH	+0.00			EB-610-LLMC						13	AOS	JHK	RES
96	83	12	TSH	-3.47	TSH	+3.89			620-MRPC-3C/52 PH						55	JWM	WRH	RES
98	83	0	TEC	+0.00	TEH	+0.00			EB-610-LLMC						14	AOS	MEB	RES
98	83	12	TSH	-3.07	TSH	+3.67			620-MRPC-3C/52 PH						54	JWM	WRH	RES
100	83	0	TEC	+0.00	TEH	+0.00			EB-610-LLMC						14	AOS	MEB	RES
100	83	12	TSH	-3.09	TSH	+3.66			620-MRPC-3C/52 PH						54	JWM	WRH	RES
102	83	0	TEC	+0.00	TEH	+0.00			EB-610-LLMC						13	AOS	JHK	RES
102	83	12	TSH	-3.47	TSH	+3.69			620-MRPC-3C/52 PH						55	JWM	WRH	RES
104	83	0	TEC	+0.00	TEH	+0.00			EB-610-LLMC						13	AOS	JHK	RES
104	83	12	TSH	-3.50	TSH	+3.75			620-MRPC-3C/52 PH						55	JWM	WRH	RES
106	83	0	TEC	+0.00	TEH	+0.00			EB-610-LLMC						14	AOS	MEB	RES
106	83	12	TSH	-3.11	TSH	+3.53			620-MRPC-3C/52 PH						54	JWM	WRH	RES
110	83	0	TEC	+0.00	TEH	+0.00			EB-610-LLMC						13	AOS	JHK	RES
110	83	12	TSH	-3.27	TSH	+4.03			620-MRPC-3C/52 PH						55	JWM	WRH	RES
112	83	0	TEC	+0.00	TEH	+0.00			EB-610-LLMC						14	AOS	MEB	RES
112	83	12	TSH	-3.07	TSH	+3.59			620-MRPC-3C/52 PH						54	JWM	WRH	RES
114	83	0	TEC	+0.00	TEH	+0.00			EB-610-LLMC						14	AOS	MEB	RES

Row	Col	Plan	Begin Test	End Test	Probe	Rstr	Ind	Pct	Location	Inch 1	Inch 2	Volts	Deg	Chan	Cal	Opri	Anlt	Party	
114	83	12	TSH -2.84	TSH +3.90	620-MRPC-3C/52 PH		NDD									54	JWM	WRH	RES
116	83	0	TEC +0.00	TEH +0.00	EB-610-LLMC		NDD									13	AOS	JHK	RES
116	83	12	TSH -3.30	TSH +3.86	620-MRPC-3C/52 PH		NDD									55	JWM	WRH	RES
118	83	0	TEC +0.00	TEH +0.00	EB-610-LLMC		NDD									13	AOS	JHK	RES
118	83	12	TSH -3.42	TSH +3.70	620-MRPC-3C/52 PH		NDD									55	JWM	WRH	RES
120	83	0	TEC +0.00	TEH +0.00	EB-610-LLMC		NDD									14	AOS	MEB	RES
120	83	12	TSH -3.48	TSH +3.27	620-MRPC-3C/52 PH		NDD									54	JWM	WRH	RES
124	83	0	TEC +0.00	TEH +0.00	EB-610-LLMC		NDD									13	AOS	JHK	RES
124	83	12	TSH -3.45	TSH +3.83	620-MRPC-3C/52 PH		NDD									55	JWM	WRH	RES
126	83	0	TEC +0.00	TEH +0.00	EB-610-LLMC		NDD									13	AOS	JHK	RES
126	83	12	TSH -3.02	TSH +3.68	620-MRPC-3C/52 PH		NDD									54	JWM	MAR	RES
128	83	0	TEC +0.00	TEH +0.00	EB-610-LLMC		NDD									13	AOS	JHK	RES
128	83	12	TSH -3.43	TSH +3.19	620-MRPC-3C/52 PH		NDD									54	JWM	MAR	RES
130	83	12	TSH -3.16	TSH +4.12	620-MRPC-3C/52 PH		NDD									55	JWM	WRH	RES
130	83	0	TEC +0.00	TEH +0.00	EB-610-LLMC		DNT		VS7 +0.37			8.95 Vpp	174°	M1		13	AOS	WJS	RES
132	83	0	TEC +0.00	TEH +0.00	EB-610-LLMC		NDD									13	AOS	JHK	RES
132	83	12	TSH -3.34	TSH +3.85	620-MRPC-3C/52 PH		NDD									55	JWM	WRH	RES
134	83	0	TEC +0.00	TEH +0.00	EB-610-LLMC		NDD									13	AOS	JHK	RES
134	83	12	TSH -3.01	TSH +3.72	620-MRPC-3C/52 PH		NDD									54	JWM	WRH	RES
136	83	6	TEC +0.00	TEH +0.00	EB-610-LLMC		NDD									33	JWM	KPH	RES
138	83	0	TEC +0.00	TEH +0.00	EB-610-LLMC		NDD									13	AOS	JHK	RES
138	83	12	TSH -3.27	TSH +3.45	620-MRPC-3C/52 PH		NDD									54	JWM	MAR	RES
85	84	12	TSH -3.84	TSH +2.78	620-MRPC-3C/52 PH		NDD									54	JWM	WRH	RES
87	84	12	TSH -3.44	TSH +3.22	620-MRPC-3C/52 PH		NDD									54	JWM	WRH	RES
101	84	0	TEC +0.00	TEH +0.00	EB-610-LLMC		NDD									13	AOS	JHK	RES
101	84	12	TSH -3.45	TSH +3.38	620-MRPC-3C/52 PH		NDD									54	JWM	WRH	RES
121	84	12	TSH -8.41	TSH +3.50	620-MRPC-3C/52 PH		NDD									54	JWM	MAR	RES
123	84	12	TSH -3.53	TSH +3.27	620-MRPC-3C/52 PH		NDD									54	JWM	MAR	RES
131	84	6	TEC +0.00	TEH +0.00	EB-610-LLMC		NDD									33	JWM	KPH	RES
133	84	6	TEC +0.00	TEH +0.00	EB-610-LLMC		NDD									33	JWM	KPH	RES
135	84	6	TEC +0.00	TEH +0.00	EB-610-LLMC		NDD									33	JWM	KPH	RES
137	84	6	TEC +0.00	TEH +0.00	EB-610-LLMC		NDD									33	JWM	KPH	RES
64	85	0	TEC +0.00	TEH +0.00	EB-610-LLMC		NDD									13	AOS	JHK	RES
64	85	12	TSH -3.84	TSH +3.11	620-MRPC-3C/52 PH		NDD									54	JWM	KPH	RES
130	85	6	TEC +0.00	TEH +0.00	EB-610-LLMC		NDD									33	JWM	KPH	RES
132	85	6	TEC +0.00	TEH +0.00	EB-610-LLMC		NDD									34	JWM	WRH	RES
134	85	6	TEC +0.00	TEH +0.00	EB-610-LLMC		NDD									34	JWM	WRH	RES
136	85	6	TEC +0.00	TEH +0.00	EB-610-LLMC		NDD									34	JWM	WRH	RES
138	85	6	TEC +0.00	TEH +0.00	EB-610-LLMC		PCT		7 DBC -1.53			0.57 Vvm		M3		34	JWM	TEG	RES
59	86	0	TEC +0.00	TEH +0.00	EB-610-LLMC		NDD									14	AOS	MEB	RES
59	86	12	TSH -3.28	TSH +3.39	620-MRPC-3C/52 PH		NDD									54	JWM	KPH	RES

Row	Col	Plan	Begin Test	End Test	Probe	Rstr	Ind	Pct	Location	Inch 1	Inch 2	Volts	Deg	Chan	Cal	Oprt	Anlt	Party	
63	86	0	TEC +0.00	TEH +0.00	EB-610-LLMC											13	AOS	JHK	RES
63	86	12	TSH -3.81	TSH +3.45	620-MRPC-3C/52 PH											55	JWM	WRH	RES
71	86	12	TSH -3.42	TSH +3.26	620-MRPC-3C/52 PH											54	JWM	KPH	RES
71	86	0	TEC +0.00	TEH +0.00	EB-610-LLMC				TSH +3.85			0.27 Vpp	69°	1		14	AOS	TEG	LAR
75	86	0	TEC +0.00	TEH +0.00	EB-610-LLMC											13	AOS	JHK	RES
75	86	12	TSH -3.80	TSH +3.45	620-MRPC-3C/52 PH											55	JWM	WRH	RES
83	86	0	TEC +0.00	TEH +0.00	EB-610-LLMC											14	AOS	MEB	RES
83	86	12	TSH -3.80	TSH +3.03	620-MRPC-3C/52 PH											54	JWM	KPH	RES
87	86	0	TEC +0.00	TEH +0.00	EB-610-LLMC											13	AOS	JHK	RES
87	86	12	TSH -3.47	TSH +3.82	620-MRPC-3C/52 PH											55	JWM	WRH	RES
95	86	0	TEC +0.00	TEH +0.00	EB-610-LLMC											14	AOS	MEB	RES
95	86	12	TSH -3.47	TSH +3.27	620-MRPC-3C/52 PH											54	JWM	KPH	RES
99	86	0	TEC +0.00	TEH +0.00	EB-610-LLMC											13	AOS	JHK	RES
99	86	12	TSH -3.59	TSH +3.68	620-MRPC-3C/52 PH											55	JWM	WRH	RES
107	86	0	TEC +0.00	TEH +0.00	EB-610-LLMC											14	AOS	MEB	RES
107	86	12	TSH -3.41	TSH +3.50	620-MRPC-3C/52 PH											54	JWM	KPH	RES
111	86	0	TEC +0.00	TEH +0.00	EB-610-LLMC											13	AOS	JHK	RES
111	86	12	TSH -3.37	TSH +3.82	620-MRPC-3C/52 PH											55	JWM	WRH	RES
119	86	0	TEC +0.00	TEH +0.00	EB-610-LLMC											14	AOS	MEB	RES
119	86	12	TSH -3.10	TSH +3.67	620-MRPC-3C/52 PH											54	JWM	KPH	RES
123	86	0	TEC +0.00	TEH +0.00	EB-610-LLMC											13	AOS	JHK	RES
123	86	12	TSH -3.39	TSH +3.76	620-MRPC-3C/52 PH											55	JWM	WRH	RES
131	86	0	TEC +0.00	TEH +0.00	EB-610-LLMC											13	AOS	JHK	RES
131	86	12	TSH -3.29	TSH +3.56	620-MRPC-3C/52 PH											54	JWM	KPH	RES
133	86	6	TEC +0.00	TEH +0.00	EB-610-LLMC											34	JWM	WRH	RES
135	86	0	TEC +0.00	TEH +0.00	EB-610-LLMC											13	AOS	JHK	RES
135	86	12	TSH -3.16	TSH +3.67	620-MRPC-3C/52 PH											54	JWM	KPH	RES
137	86	6	TEC +0.00	TEH +0.00	EB-610-LLMC											33	JWM	KPH	RES
130	87	6	TEC +0.00	TEH +0.00	EB-610-LLMC											33	JWM	KPH	RES
132	87	6	TEC +0.00	TEH +0.00	EB-610-LLMC											33	JWM	KPH	RES
134	87	6	TEC +0.00	TEH +0.00	EB-610-LLMC											33	JWM	KPH	RES
136	87	6	TEC +0.00	TEH +0.00	EB-610-LLMC											33	JWM	KPH	RES
138	87	6	TEC +0.00	TEH +0.00	EB-610-LLMC											33	JWM	KPH	RES
131	88	6	TEC +0.00	TEH +0.00	EB-610-LLMC											33	JWM	KPH	RES
133	88	6	TEC +0.00	TEH +0.00	EB-610-LLMC											34	JWM	WRH	RES
135	88	6	TEC +0.00	TEH +0.00	EB-610-LLMC											34	JWM	WRH	RES
137	88	6	TEC +0.00	TEH +0.00	EB-610-LLMC											34	JWM	WRH	RES
52	89	0	TEC +0.00	TEH +0.00	EB-610-LLMC											13	AOS	JHK	RES
52	89	12	TSH -3.13	TSH +3.65	620-MRPC-3C/52 PH											54	JWM	KPH	RES
54	89	0	TEC +0.00	TEH +0.00	EB-610-LLMC											14	AOS	MEB	RES
54	89	12	TSH -3.40	TSH +3.33	620-MRPC-3C/52 PH											54	JWM	KPH	RES

Row	Col	Plan	Begin Test	End Test	Probe	Rstr	Ind	Pct	Location	Inch 1	Inch 2	Volts	Deg	Chan	Cal	Opri	Anlt	Party
54	89	2	TSH -2.42	TSH +4.54	+POINT-610-115/36/S80										72	GAC	KPH	RES
56	89	0	TEC +0.00	TEH +0.00	EB-610-LLMC										14	AOS	MEB	RES
56	89	12	TSH -3.65	TSH +3.62	620-MRPC-3C/52 PH										55	JWM	WRH	RES
58	89	0	TEC +0.00	TEH +0.00	EB-610-LLMC										13	AOS	JHK	RES
58	89	12	TSH -3.68	TSH +3.62	620-MRPC-3C/52 PH										55	JWM	WRH	RES
58	89	2	TSH -3.81	TSH +3.64	+POINT-610-115/36/S80										73	GAC	KPH	RES
60	89	0	TEC +0.00	TEH +0.00	EB-610-LLMC										13	AOS	JHK	RES
60	89	12	TSH -3.29	TSH +3.49	620-MRPC-3C/52 PH										54	JWM	KPH	RES
62	89	0	TEC +0.00	TEH +0.00	EB-610-LLMC										14	AOS	MEB	RES
62	89	12	TSH -3.52	TSH +3.24	620-MRPC-3C/52 PH										54	JWM	KPH	RES
62	89	2	TSH -3.03	TSH +3.96	+POINT-610-115/36/S80										72	GAC	KPH	RES
64	89	0	TEC +0.00	TEH +0.00	EB-610-LLMC										14	AOS	MEB	RES
64	89	12	TSH -3.91	TSH +3.40	620-MRPC-3C/52 PH										55	JWM	WRH	RES
66	89	0	TEC +0.00	TEH +0.00	EB-610-LLMC										13	AOS	JHK	RES
66	89	12	TSH -3.97	TSH +3.36	620-MRPC-3C/52 PH										55	JWM	WRH	RES
66	89	2	TSH -3.82	TSH +3.63	+POINT-610-115/36/S80										73	GAC	KPH	RES
68	89	0	TEC +0.00	TEH +0.00	EB-610-LLMC										13	AOS	JHK	RES
68	89	12	TSH -3.82	TSH +2.95	620-MRPC-3C/52 PH										54	JWM	KPH	RES
70	89	0	TEC +0.00	TEH +0.00	EB-610-LLMC										14	AOS	MEB	RES
70	89	12	TSH -3.87	TSH +2.89	620-MRPC-3C/52 PH										54	JWM	KPH	RES
70	89	2	TSH -3.00	TSH +4.00	+POINT-610-115/36/S80										72	GAC	KPH	RES
72	89	0	TEC +0.00	TEH +0.00	EB-610-LLMC										14	AOS	MEB	RES
72	89	12	TSH -3.65	TSH +3.72	620-MRPC-3C/52 PH										55	JWM	WRH	RES
74	89	0	TEC +0.00	TEH +0.00	EB-610-LLMC										13	AOS	JHK	RES
74	89	12	TSH -3.65	TSH +3.66	620-MRPC-3C/52 PH										55	JWM	WRH	RES
74	89	2	TSH -3.25	TSH +4.19	+POINT-610-115/36/S80										73	GAC	KPH	RES
76	89	0	TEC +0.00	TEH +0.00	EB-610-LLMC										13	AOS	JHK	RES
76	89	12	TSH -3.60	TSH +3.28	620-MRPC-3C/52 PH										54	JWM	KPH	RES
78	89	0	TEC +0.00	TEH +0.00	EB-610-LLMC										14	AOS	MEB	RES
78	89	12	TSH -3.27	TSH +3.26	620-MRPC-3C/52 PH										54	JWM	KPH	RES
78	89	2	TSH -3.19	TSH +3.82	+POINT-610-115/36/S80										72	GAC	KPH	RES
80	89	0	TEC +0.00	TEH +0.00	EB-610-LLMC										14	AOS	MEB	RES
80	89	12	TSH -3.81	TSH +3.39	620-MRPC-3C/52 PH										55	JWM	WRH	RES
82	89	0	TEC +0.00	TEH +0.00	EB-610-LLMC										13	AOS	JHK	RES
82	89	12	TSH -3.71	TSH +3.78	620-MRPC-3C/52 PH										55	JWM	WRH	RES
82	89	2	TSH -4.07	TSH +3.37	+POINT-610-115/36/S80										73	GAC	KPH	RES
84	89	0	TEC +0.00	TEH +0.00	EB-610-LLMC										13	AOS	JHK	RES
84	89	12	TSH -3.30	TSH +3.40	620-MRPC-3C/52 PH										54	JWM	KPH	RES
86	89	0	TEC +0.00	TEH +0.00	EB-610-LLMC										14	AOS	MEB	RES
86	89	12	TSH -3.22	TSH +3.44	620-MRPC-3C/52 PH										54	JWM	KPH	RES
86	89	2	TSH -2.91	TSH +4.09	+POINT-610-115/36/S80										72	GAC	KPH	RES

Row	Col	Plan	Begin Test	End Test	Probe	Rstr	Ind	Pct	Location	Inch 1	Inch 2	Volts	Deg	Chan	Cal	Opri	Anlt	Party	
88	89	0	TEC +0.00	TEH +0.00	EB-610-LLMC														
88	89	12	TSH -3.80	TSH +3.53	620-MRPC-3C/52 PH											14	AOS	MEB	RES
90	89	0	TEC +0.00	TEH +0.00	EB-610-LLMC											55	JWM	WRH	RES
90	89	12	TSH -3.80	TSH +3.48	620-MRPC-3C/52 PH											13	AOS	JHK	RES
90	89	2	TSH -3.83	TSH +3.61	+POINT-610-115/36/S80											55	JWM	WRH	RES
92	89	0	TEC +0.00	TEH +0.00	EB-610-LLMC											73	GAC	KPH	RES
92	89	12	TSH -3.42	TSH +3.23	620-MRPC-3C/52 PH											13	AOS	JHK	RES
94	89	0	TEC +0.00	TEH +0.00	EB-610-LLMC											54	JWM	KPH	RES
94	89	12	TSH -3.55	TSH +3.29	620-MRPC-3C/52 PH											14	AOS	MEB	RES
94	89	2	TSH -2.90	TSH +4.07	+POINT-610-115/36/S80											54	JWM	KPH	RES
96	89	0	TEC +0.00	TEH +0.00	EB-610-LLMC											72	GAC	KPH	RES
96	89	12	TSH -3.82	TSH +3.45	620-MRPC-3C/52 PH											14	AOS	MEB	RES
98	89	0	TEC +0.00	TEH +0.00	EB-610-LLMC											55	JWM	WRH	RES
98	89	12	TSH -3.68	TSH +3.58	620-MRPC-3C/52 PH											13	AOS	JHK	RES
98	89	2	TSH -3.82	TSH +3.62	+POINT-610-115/36/S80											55	JWM	WRH	RES
100	89	0	TEC +0.00	TEH +0.00	EB-610-LLMC											73	GAC	KPH	RES
100	89	12	TSH -3.18	TSH +3.46	620-MRPC-3C/52 PH											13	AOS	JHK	RES
102	89	0	TEC +0.00	TEH +0.00	EB-610-LLMC											54	JWM	KPH	RES
102	89	12	TSH -3.16	TSH +3.50	620-MRPC-3C/52 PH											14	AOS	MEB	RES
102	89	2	TSH -3.11	TSH +3.81	+POINT-610-115/36/S80											54	JWM	KPH	RES
104	89	0	TEC +0.00	TEH +0.00	EB-610-LLMC											72	GAC	KPH	RES
104	89	12	TSH -3.69	TSH +3.48	620-MRPC-3C/52 PH											14	AOS	MEB	RES
106	89	0	TEC +0.00	TEH +0.00	EB-610-LLMC											55	JWM	WRH	RES
106	89	12	TSH -3.54	TSH +3.72	620-MRPC-3C/52 PH											13	AOS	JHK	RES
106	89	2	TSH -3.82	TSH +3.58	+POINT-610-115/36/S80											55	JWM	WRH	RES
108	89	0	TEC +0.00	TEH +0.00	EB-610-LLMC											73	GAC	KPH	RES
108	89	12	TSH -3.47	TSH +3.28	620-MRPC-3C/52 PH											13	AOS	JHK	RES
110	89	0	TEC +0.00	TEH +0.00	EB-610-LLMC											54	JWM	KPH	RES
110	89	12	TSH -3.23	TSH +3.48	620-MRPC-3C/52 PH											14	AOS	MEB	RES
110	89	2	TSH -3.41	TSH +3.51	+POINT-610-115/36/S80											54	JWM	KPH	RES
112	89	0	TEC +0.00	TEH +0.00	EB-610-LLMC											72	GAC	KPH	RES
112	89	12	TSH -3.73	TSH +3.51	620-MRPC-3C/52 PH											14	AOS	MEB	RES
114	89	0	TEC +0.00	TEH +0.00	EB-610-LLMC											55	JWM	WRH	RES
114	89	12	TSH -3.47	TSH +3.82	620-MRPC-3C/52 PH											13	AOS	JHK	RES
114	89	2	TSH -4.07	TSH +3.38	+POINT-610-115/36/S80											55	JWM	WRH	RES
116	89	0	TEC +0.00	TEH +0.00	EB-610-LLMC											73	GAC	KPH	RES
116	89	12	TSH -3.24	TSH +3.55	620-MRPC-3C/52 PH											13	AOS	JHK	RES
118	89	0	TEC +0.00	TEH +0.00	EB-610-LLMC											54	JWM	KPH	RES
118	89	12	TSH -3.11	TSH +3.64	620-MRPC-3C/52 PH											14	AOS	MEB	RES
118	89	2	TSH -3.34	TSH +3.58	+POINT-610-115/36/S80											54	JWM	KPH	RES
120	89	0	TEC +0.00	TEH +0.00	EB-610-LLMC											72	GAC	KPH	RES
																14	AOS	MEB	RES

Row	Col	Plan	Begin Test	End Test	Probe	Rstr	Ind	Pct	Location	Inch 1	Inch 2	Volts	Deg	Chan	Cal.	Oprt	Anlt	Party	
120	89	12	TSH -3.40	TSH +3.86	620-MRPC-3C/52 PH		NDD									55	JWM	WRH	RES
122	89	0	TEC +0.00	TEH +0.00	EB-610-LLMC		NDD									13	AOS	JHK	RES
122	89	12	TSH -3.45	TSH +3.84	620-MRPC-3C/52 PH		NDD									55	JWM	WRH	RES
122	89	2	TSH -3.88	TSH +3.56	+POINT-610-115/36/S80		NDD									73	GAC	KPH	RES
124	89	0	TEC +0.00	TEH +0.00	EB-610-LLMC		NDD									13	AOS	JHK	RES
124	89	12	TSH -2.82	TSH +3.82	620-MRPC-3C/52 PH		NDD									54	JWM	KPH	RES
126	89	0	TEC +0.00	TEH +0.00	EB-610-LLMC		NDD									13	AOS	JHK	RES
126	89	12	TSH -3.02	TSH +3.71	620-MRPC-3C/52 PH		NDD									54	JWM	KPH	RES
126	89	2	TSH -3.15	TSH +3.75	+POINT-610-115/36/S80		NDD									72	GAC	KPH	RES
128	89	0	TEC +0.00	TEH +0.00	EB-610-LLMC		NDD									13	AOS	JHK	RES
128	89	12	TSH -3.37	TSH +3.88	620-MRPC-3C/52 PH		NDD									55	JWM	WRH	RES
130	89	0	TEC +0.00	TEH +0.00	EB-610-LLMC		NDD									13	AOS	JHK	RES
130	89	12	TSH -3.41	TSH +3.82	620-MRPC-3C/52 PH		NDD									55	JWM	WRH	RES
130	89	2	TSH -3.78	TSH +3.62	+POINT-610-115/36/S80		NDD									73	GAC	KPH	RES
132	89	0	TEC +0.00	TEH +0.00	EB-610-LLMC		NDD									13	AOS	JHK	RES
132	89	12	TSH -3.31	TSH +3.43	620-MRPC-3C/52 PH		NDD									54	JWM	KPH	RES
134	89	0	TEC +0.00	TEH +0.00	EB-610-LLMC		NDD									13	AOS	JHK	RES
134	89	12	TSH -3.36	TSH +3.53	620-MRPC-3C/52 PH		NDD									54	JWM	KPH	RES
134	89	2	TSH -3.81	TSH +3.66	+POINT-610-115/36/S80		NDD									72	GAC	KPH	RES
136	89	0	TEC +0.00	TEH +0.00	EB-610-LLMC		NDD									13	AOS	JHK	RES
136	89	12	TSH -3.36	TSH +3.49	620-MRPC-3C/52 PH		NDD									54	JWM	KPH	RES
138	89	0	TEC +0.00	TEH +0.00	EB-610-LLMC		NDD									13	AOS	JHK	RES
138	89	12	TSH -3.29	TSH +3.61	620-MRPC-3C/52 PH		NDD									54	JWM	KPH	RES
138	89	2	TSH -3.76	TSH +3.73	+POINT-610-115/36/S80		NDD									72	GAC	KPH	RES
131	90	6	TEC +0.00	TEH +0.00	EB-610-LLMC		NDD									33	JWM	KPH	RES
133	90	6	TEC +0.00	TEH +0.00	EB-610-LLMC		NDD									34	JWM	WRH	RES
135	90	6	TEC +0.00	TEH +0.00	EB-610-LLMC		NDD									33	JWM	KPH	RES
137	90	6	TEC +0.00	TEH +0.00	EB-610-LLMC		NDD									33	JWM	KPH	RES
130	91	6	TEC +0.00	TEH +0.00	EB-610-LLMC		MBM		04C +25.99			0.42 Vpp	0°	1	33	JWM	TEG	RES	
130	91	6	TEC +0.00	TEH +0.00	EB-610-LLMC		MBM		06H +15.09			0.18 Vpp	94°	1	33	JWM	TEG	RES	
132	91	6	TEC +0.00	TEH +0.00	EB-610-LLMC		NDD									34	JWM	WRH	RES
134	91	6	TEC +0.00	TEH +0.00	EB-610-LLMC		NDD									34	JWM	WRH	RES
136	91	6	TEC +0.00	TEH +0.00	EB-610-LLMC		NDD									34	JWM	WRH	RES
138	91	6	TEC +0.00	TEH +0.00	EB-610-LLMC		PCT	10	VS7 +29.40			0.75 Vvm		M3	34	JWM	TEG	RES	
53	92	0	TEC +0.00	TEH +0.00	EB-610-LLMC		NDD									14	AOS	MEB	RES
53	92	12	TSH -3.32	TSH +3.54	620-MRPC-3C/52 PH		NDD									54	JWM	KPH	RES
57	92	0	TEC +0.00	TEH +0.00	EB-610-LLMC		NDD									13	AOS	JHK	RES
57	92	12	TSH -3.66	TSH +3.63	620-MRPC-3C/52 PH		NDD									55	JWM	WRH	RES
65	92	0	TEC +0.00	TEH +0.00	EB-610-LLMC		NDD									14	AOS	MEB	RES
65	92	12	TSH -3.37	TSH +3.40	620-MRPC-3C/52 PH		NDD									54	JWM	KPH	RES
69	92	0	TEC +0.00	TEH +0.00	EB-610-LLMC		NDD									13	AOS	JHK	RES

Row	Col	Plan	Begin Test	End Test	Probe	Rstr	Ind	Pct	Location	Inch 1	Inch 2	Volts	Deg	Chan	Cal	Opri	Anti	Party	
69	92	12	TSH -3.55	TSH +3.80	620-MRPC-3C/52 PH		NDD									55	JWM	WRH	RES
77	92	0	TEC +0.00	TEH +0.00	EB-610-LLMC		NDD									14	AOS	MEB	RES
77	92	12	TSH -3.10	TSH +3.58	620-MRPC-3C/52 PH		NDD									54	JWM	KPH	RES
81	92	0	TEC +0.00	TEH +0.00	EB-610-LLMC		NDD									13	AOS	JHK	RES
81	92	12	TSH -3.73	TSH +3.48	620-MRPC-3C/52 PH		NDD									55	JWM	WRH	RES
89	92	0	TEC +0.00	TEH +0.00	EB-610-LLMC		NDD									14	AOS	MEB	RES
89	92	12	TSH -3.29	TSH +3.56	620-MRPC-3C/52 PH		NDD									54	JWM	MAR	RES
93	92	0	TEC +0.00	TEH +0.00	EB-610-LLMC		NDD									13	AOS	JHK	RES
93	92	12	TSH -3.62	TSH +3.70	620-MRPC-3C/52 PH		NDD									55	JWM	WRH	RES
101	92	0	TEC +0.00	TEH +0.00	EB-610-LLMC		NDD									14	AOS	MEB	RES
101	92	12	TSH -3.57	TSH +3.37	620-MRPC-3C/52 PH		NDD									54	JWM	KPH	RES
105	92	0	TEC +0.00	TEH +0.00	EB-610-LLMC		NDD									13	AOS	JHK	RES
105	92	12	TSH -3.32	TSH +4.03	620-MRPC-3C/52 PH		NDD									55	JWM	WRH	RES
113	92	0	TEC +0.00	TEH +0.00	EB-610-LLMC		NDD									14	AOS	MEB	RES
113	92	12	TSH -2.88	TSH +4.09	620-MRPC-3C/52 PH		NDD									54	JWM	KPH	RES
117	92	0	TEC +0.00	TEH +0.00	EB-610-LLMC		NDD									13	AOS	JHK	RES
117	92	12	TSH -3.61	TSH +3.63	620-MRPC-3C/52 PH		NDD									55	JWM	WRH	RES
125	92	0	TEC +0.00	TEH +0.00	EB-610-LLMC		NDD									13	AOS	JHK	RES
125	92	12	TSH -3.15	TSH +3.67	620-MRPC-3C/52 PH		NDD									54	JWM	KPH	RES
129	92	0	TEC +0.00	TEH +0.00	EB-610-LLMC		NDD									13	AOS	JHK	RES
129	92	12	TSH -3.64	TSH +3.44	620-MRPC-3C/52 PH		NDD									55	JWM	WRH	RES
131	92	6	TEC +0.00	TEH +0.00	EB-610-LLMC		NDD									33	JWM	KPH	RES
133	92	6	TEC +0.00	TEH +0.00	EB-610-LLMC		NDD									34	JWM	WRH	RES
135	92	6	TEC +0.00	TEH +0.00	EB-610-LLMC		NDD									34	JWM	WRH	RES
137	92	0	TEC +0.00	TEH +0.00	EB-610-LLMC		NDD									13	AOS	JHK	RES
137	92	12	TSH -3.36	TSH +3.60	620-MRPC-3C/52 PH		NDD									54	JWM	KPH	RES
130	93	6	TEC +0.00	TEH +0.00	EB-610-LLMC		NDD									33	JWM	KPH	RES
132	93	6	TEC +0.00	TEH +0.00	EB-610-LLMC		PCT	11	VS1 +0.84			0.94 Vvm		M3		33	JWM	KPH	RES
134	93	6	TEC +0.00	TEH +0.00	EB-610-LLMC		NDD									33	JWM	KPH	RES
136	93	6	TEC +0.00	TEH +0.00	EB-610-LLMC		NDD									33	JWM	KPH	RES
131	94	6	TEC +0.00	TEH +0.00	EB-610-LLMC		NDD									33	JWM	KPH	RES
133	94	6	TEC +0.00	TEH +0.00	EB-610-LLMC		NDD									33	JWM	KPH	RES
135	94	6	TEC +0.00	TEH +0.00	EB-610-LLMC		NDD									33	JWM	KPH	RES
48	95	0	TEC +0.00	TEH +0.00	EB-610-LLMC		NDD									13	AOS	JHK	RES
48	95	12	TSH -3.66	TSH +3.25	620-MRPC-3C/52 PH		NDD									54	JWM	KPH	RES
50	95	0	TEC +0.00	TEH +0.00	EB-610-LLMC		NDD									14	AOS	MEB	RES
50	95	12	TSH -3.15	TSH +3.61	620-MRPC-3C/52 PH		NDD									54	JWM	KPH	RES
54	95	0	TEC +0.00	TEH +0.00	EB-610-LLMC		NDD									13	AOS	JHK	RES
54	95	12	TSH -3.56	TSH +3.78	620-MRPC-3C/52 PH		NDD									55	JWM	WRH	RES
56	95	12	TSH -3.62	TSH +3.19	620-MRPC-3C/52 PH		NDD									54	JWM	KPH	RES
56	95	0	TEC +0.00	TEH +0.00	EB-610-LLMC		MBM		VS5 +12.26			1.12 Vpp	23°		1	14	AOS	JWS	RES

Row	Col	Plan	Begin Test	End Test	Probe	Rstr	Ind	Pct	Location	Inch 1	Inch 2	Volts	Deg	Chan	Cal	Opri	Anlt	Party	
58	95	0	TEC	+0.00	TEH	+0.00			EB-610-LLMC							14	AOS	MEB	RES
58	95	12	TSH	-2.95	TSH	+3.72			620-MRPC-3C/52 PH							54	JWM	KPH	RES
60	95	0	TEC	+0.00	TEH	+0.00			EB-610-LLMC							13	AOS	JHK	RES
60	95	12	TSH	-3.82	TSH	+3.47			620-MRPC-3C/52 PH							55	JWM	WRH	RES
62	95	0	TEC	+0.00	TEH	+0.00			EB-610-LLMC							13	AOS	JHK	RES
62	95	12	TSH	-3.70	TSH	+3.61			620-MRPC-3C/52 PH							55	JWM	WRH	RES
64	95	0	TEC	+0.00	TEH	+0.00			EB-610-LLMC							14	AOS	MEB	RES
64	95	12	TSH	-3.62	TSH	+3.09			620-MRPC-3C/52 PH							54	JWM	KPH	RES
68	95	0	TEC	+0.00	TEH	+0.00			EB-610-LLMC							13	AOS	JHK	RES
68	95	12	TSH	-3.77	TSH	+3.43			620-MRPC-3C/52 PH							55	JWM	WRH	RES
70	95	0	TEC	+0.00	TEH	+0.00			EB-610-LLMC							14	AOS	MEB	RES
70	95	12	TSH	-3.45	TSH	+3.36			620-MRPC-3C/52 PH							54	JWM	KPH	RES
72	95	0	TEC	+0.00	TEH	+0.00			EB-610-LLMC							14	AOS	MEB	RES
72	95	12	TSH	-3.49	TSH	+3.24			620-MRPC-3C/52 PH							54	JWM	KPH	RES
74	95	0	TEC	+0.00	TEH	+0.00			EB-610-LLMC							13	AOS	JHK	RES
74	95	12	TSH	-3.81	TSH	+3.51			620-MRPC-3C/52 PH							55	JWM	WRH	RES
76	95	0	TEC	+0.00	TEH	+0.00			EB-610-LLMC							13	AOS	JHK	RES
76	95	12	TSH	-3.47	TSH	+3.86			620-MRPC-3C/52 PH							55	JWM	WRH	RES
78	95	0	TEC	+0.00	TEH	+0.00			EB-610-LLMC							14	AOS	MEB	RES
78	95	12	TSH	-3.43	TSH	+3.39			620-MRPC-3C/52 PH							54	JWM	KPH	RES
82	95	0	TEC	+0.00	TEH	+0.00			EB-610-LLMC							13	AOS	JHK	RES
82	95	12	TSH	-3.69	TSH	+3.60			620-MRPC-3C/52 PH							55	JWM	WRH	RES
84	95	0	TEC	+0.00	TEH	+0.00			EB-610-LLMC							14	AOS	MEB	RES
84	95	12	TSH	-3.64	TSH	+3.10			620-MRPC-3C/52 PH							54	JWM	KPH	RES
86	95	0	TEC	+0.00	TEH	+0.00			EB-610-LLMC							14	AOS	MEB	RES
86	95	12	TSH	-3.44	TSH	+3.20			620-MRPC-3C/52 PH							54	JWM	KPH	RES
88	95	0	TEC	+0.00	TEH	+0.00			EB-610-LLMC							13	AOS	JHK	RES
88	95	12	TSH	-3.97	TSH	+3.41			620-MRPC-3C/52 PH							55	JWM	WRH	RES
90	95	0	TEC	+0.00	TEH	+0.00			EB-610-LLMC							13	AOS	JHK	RES
90	95	12	TSH	-3.61	TSH	+3.65			620-MRPC-3C/52 PH							55	JWM	WRH	RES
92	95	0	TEC	+0.00	TEH	+0.00			EB-610-LLMC							14	AOS	MEB	RES
92	95	12	TSH	-3.43	TSH	+3.31			620-MRPC-3C/52 PH							54	JWM	KPH	RES
96	95	0	TEC	+0.00	TEH	+0.00			EB-610-LLMC							13	AOS	JHK	RES
96	95	12	TSH	-3.68	TSH	+3.61			620-MRPC-3C/52 PH							55	JWM	WRH	RES
98	95	0	TEC	+0.00	TEH	+0.00			EB-610-LLMC							14	AOS	MEB	RES
98	95	12	TSH	-3.17	TSH	+3.51			620-MRPC-3C/52 PH							54	JWM	KPH	RES
100	95	0	TEC	+0.00	TEH	+0.00			EB-610-LLMC							14	AOS	MEB	RES
100	95	12	TSH	-3.16	TSH	+3.58			620-MRPC-3C/52 PH							54	JWM	KPH	RES
102	95	0	TEC	+0.00	TEH	+0.00			EB-610-LLMC							13	AOS	JHK	RES
102	95	12	TSH	-3.50	TSH	+3.74			620-MRPC-3C/52 PH							55	JWM	WRH	RES
104	95	12	TSH	-3.36	TSH	+3.63			620-MRPC-3C/52 PH							55	JWM	WRH	RES

Row	Col	Plan	Begin Test	End Test	Probe	Rstr	Ind	Pct	Location	Inch 1	Inch 2	Volts	Deg	Chan	Cal	Opnt	Anlt	Party	
104	95	0	TEC +0.00	TEH +0.00	EB-610-LLMC		MBM		03C +32.03			0.30 Vpp	144°	1	13	AOS	WJS	RES	
106	95	0	TEC +0.00	TEH +0.00	EB-610-LLMC		NDD									14	AOS	MEB	RES
106	95	12	TSH -3.16	TSH +3.66	620-MRPC-3C/52 PH		NDD									54	JWM	KPH	RES
110	95	0	TEC +0.00	TEH +0.00	EB-610-LLMC		NDD									13	AOS	JHK	RES
110	95	12	TSH -3.48	TSH +3.74	620-MRPC-3C/52 PH		NDD									55	JWM	WRH	RES
112	95	0	TEC +0.00	TEH +0.00	EB-610-LLMC		NDD									14	AOS	MEB	RES
112	95	12	TSH -2.99	TSH +3.63	620-MRPC-3C/52 PH		NDD									54	JWM	KPH	RES
114	95	0	TEC +0.00	TEH +0.00	EB-610-LLMC		NDD									14	AOS	MEB	RES
114	95	12	TSH -3.01	TSH +3.66	620-MRPC-3C/52 PH		NDD									54	JWM	KPH	RES
116	95	0	TEC +0.00	TEH +0.00	EB-610-LLMC		NDD									13	AOS	JHK	RES
116	95	12	TSH -3.55	TSH +3.71	620-MRPC-3C/52 PH		NDD									55	JWM	WRH	RES
118	95	0	TEC +0.00	TEH +0.00	EB-610-LLMC		NDD									13	AOS	JHK	RES
118	95	12	TSH -3.49	TSH +3.64	620-MRPC-3C/52 PH		NDD									55	JWM	WRH	RES
120	95	0	TEC +0.00	TEH +0.00	EB-610-LLMC		NDD									14	AOS	MEB	RES
120	95	12	TSH -3.39	TSH +3.30	620-MRPC-3C/52 PH		NDD									54	JWM	KPH	RES
124	95	12	TSH -3.32	TSH +4.02	620-MRPC-3C/52 PH		NDD									55	JWM	WRH	RES
124	95	0	TEC +0.00	TEH +0.00	EB-610-LLMC		DNT		TSC +11.53			12.95 Vpp	173°	M1	13	AOS	WJS	RES	
126	95	0	TEC +0.00	TEH +0.00	EB-610-LLMC		NDD									13	AOS	JHK	RES
126	95	12	TSH -3.20	TSH +3.68	620-MRPC-3C/52 PH		NDD									54	JWM	KPH	RES
128	95	0	TEC +0.00	TEH +0.00	EB-610-LLMC		NDD									13	AOS	JHK	RES
128	95	12	TSH -2.90	TSH +3.90	620-MRPC-3C/52 PH		NDD									54	JWM	KPH	RES
130	95	0	TEC +0.00	TEH +0.00	EB-610-LLMC		NDD									13	AOS	JHK	RES
130	95	12	TSH -3.72	TSH +3.53	620-MRPC-3C/52 PH		NDD									55	JWM	WRH	RES
132	95	0	TEC +0.00	TEH +0.00	EB-610-LLMC		NDD									13	AOS	JHK	RES
132	95	12	TSH -3.36	TSH +3.89	620-MRPC-3C/52 PH		NDD									55	JWM	WRH	RES
134	95	0	TEC +0.00	TEH +0.00	EB-610-LLMC		NDD									13	AOS	WJS	RES
134	95	12	TSH -2.81	TSH +4.07	620-MRPC-3C/52 PH		NDD									54	JWM	KPH	RES
136	95	0	TEC +0.00	TEH +0.00	EB-610-LLMC		PCT	21	VS6 +0.97			2.20 Vvm		M3	13	AOS	WJS	RES	
136	95	0	TEC +0.00	TEH +0.00	EB-610-LLMC		PCT	12	VS7 +0.85			1.20 Vvm		M3	13	AOS	WJS	RES	
131	96	6	TEC +0.00	TEH +0.00	EB-610-LLMC		NDD									33	JWM	KPH	RES
133	96	6	TEC +0.00	TEH +0.00	EB-610-LLMC		NDD									33	JWM	KPH	RES
135	96	0	TEC +0.00	TEH +0.00	EB-610-LLMC		INR		VS6 +1.09			0.47 Vvm		M3	13	AOS	WJS	RES	
130	97	6	TEC +0.00	TEH +0.00	EB-610-LLMC		NDD									33	JWM	KPH	RES
132	97	6	TEC +0.00	TEH +0.00	EB-610-LLMC		NDD									33	JWM	KPH	RES
134	97	6	TEC +0.00	TEH +0.00	EB-610-LLMC		NDD									33	JWM	KPH	RES
136	97	6	TEC +0.00	TEH +0.00	EB-610-LLMC		NDD									33	JWM	KPH	RES
47	98	0	TEC +0.00	TEH +0.00	EB-610-LLMC		NDD									13	AOS	JHK	RES
47	98	12	TSH -3.50	TSH +3.44	620-MRPC-3C/52 PH		NDD									54	JWM	KPH	RES
51	98	0	TEC +0.00	TEH +0.00	EB-610-LLMC		NDD									13	AOS	JHK	RES
51	98	12	TSH -3.91	TSH +3.46	620-MRPC-3C/52 PH		NDD									55	JWM	WRH	RES
59	98	0	TEC +0.00	TEH +0.00	EB-610-LLMC		NDD									14	AOS	MEB	RES

Row	Col	Plan	Begin Test	End Test	Probe	Rstr	Ind	Pct	Location	Inch 1	Inch 2	Volts	Deg	Chan	Cal	Opri	Anlt	Party	
59	98	12	TSH -3.24	TSH +3.69	620-MRPC-3C/52 PH		NDD									54	JWM	KPH	RES
63	98	0	TEC +0.00	TEH +0.00	EB-610-LLMC		NDD									13	AOS	JHK	RES
63	98	12	TSH -3.73	TSH +3.55	620-MRPC-3C/52 PH		NDD									55	JWM	WRH	RES
71	98	0	TEC +0.00	TEH +0.00	EB-610-LLMC		NDD									14	AOS	MEB	RES
71	98	12	TSH -3.49	TSH +3.36	620-MRPC-3C/52 PH		NDD									54	JWM	KPH	RES
75	98	0	TEC +0.00	TEH +0.00	EB-610-LLMC		NDD									13	AOS	JHK	RES
75	98	12	TSH -3.90	TSH +3.42	620-MRPC-3C/52 PH		NDD									55	JWM	WRH	RES
83	98	0	TEC +0.00	TEH +0.00	EB-610-LLMC		NDD									14	AOS	MEB	RES
83	98	12	TSH -3.60	TSH +3.28	620-MRPC-3C/52 PH		NDD									54	JWM	KPH	RES
87	98	0	TEC +0.00	TEH +0.00	EB-610-LLMC		NDD									13	AOS	JHK	RES
87	98	12	TSH -3.80	TSH +3.59	620-MRPC-3C/52 PH		NDD									55	JWM	WRH	RES
95	98	0	TEC +0.00	TEH +0.00	EB-610-LLMC		NDD									14	AOS	MEB	RES
95	98	12	TSH -3.59	TSH +3.43	620-MRPC-3C/52 PH		NDD									54	JWM	KPH	RES
99	98	0	TEC +0.00	TEH +0.00	EB-610-LLMC		NDD									13	AOS	WJS	RES
99	98	12	TSH -3.65	TSH +3.66	620-MRPC-3C/52 PH		NDD									55	JWM	WRH	RES
107	98	0	TEC +0.00	TEH +0.00	EB-610-LLMC		NDD									14	AOS	MEB	RES
107	98	12	TSH -3.37	TSH +3.52	620-MRPC-3C/52 PH		NDD									54	JWM	KPH	RES
111	98	0	TEC +0.00	TEH +0.00	EB-610-LLMC		NDD									13	AOS	JHK	RES
111	98	12	TSH -3.15	TSH +4.12	620-MRPC-3C/52 PH		NDD									55	JWM	WRH	RES
119	98	0	TEC +0.00	TEH +0.00	EB-610-LLMC		NDD									14	AOS	MEB	RES
119	98	12	TSH -3.03	TSH +3.63	620-MRPC-3C/52 PH		NDD									54	JWM	KPH	RES
123	98	0	TEC +0.00	TEH +0.00	EB-610-LLMC		NDD									13	AOS	JHK	RES
123	98	12	TSH -3.50	TSH +3.70	620-MRPC-3C/52 PH		NDD									55	JWM	WRH	RES
131	98	0	TEC +0.00	TEH +0.00	EB-610-LLMC		NDD									13	AOS	JHK	RES
131	98	12	TSH -3.32	TSH +3.50	620-MRPC-3C/52 PH		NDD									54	JWM	KPH	RES
133	98	6	TEC +0.00	TEH +0.00	EB-610-LLMC		NDD									33	JWM	KPH	RES
135	98	0	TEC +0.00	TEH +0.00	EB-610-LLMC		NDD									13	AOS	JHK	RES
135	98	12	TSH -3.45	TSH +3.39	620-MRPC-3C/52 PH		NDD									54	JWM	KPH	RES
130	99	6	TEC +0.00	TEH +0.00	EB-610-LLMC		NDD									33	JWM	KPH	RES
132	99	6	TEC +0.00	TEH +0.00	EB-610-LLMC		NDD									33	JWM	KPH	RES
134	99	6	TEC +0.00	TEH +0.00	EB-610-LLMC		NDD									33	JWM	KPH	RES
67	100	12	TSH -3.65	TSH +3.46	620-MRPC-3C/52 PH		NDD									52	JWM	KPH	RES
69	100	12	TSH -3.65	TSH +3.52	620-MRPC-3C/52 PH		NDD									52	JWM	KPH	RES
103	100	12	TSH -3.56	TSH +3.23	620-MRPC-3C/52 PH		NDD									54	JWM	KPH	RES
105	100	12	TSH -3.60	TSH +3.32	620-MRPC-3C/52 PH		NDD									54	JWM	KPH	RES
131	100	6	TEC +0.00	TEH +0.00	EB-610-LLMC		NDD									33	JWM	KPH	RES
133	100	6	TEC +0.00	TEH +0.00	EB-610-LLMC		NDD									33	JWM	KPH	RES
135	100	6	TEC +0.00	TEH +0.00	EB-610-LLMC		NDD									33	JWM	KPH	RES
44	101	12	TSH -3.51	TSH +3.47	620-MRPC-3C/52 PH		NDD									52	JWM	KPH	RES
44	101	0	TEC +0.00	TEH +0.00	EB-610-LLMC		DNT		04C +17.70			10.30 Vpp	174°	M1	15	BAD	WJS	RES	
46	101	0	TEC +0.00	TEH +0.00	EB-610-LLMC		NDD									15	BAD	JHK	RES

Row	Col	Plan	Begin Test	End Test	Probe	Rstr	Ind	Pct	Location	Inch 1	Inch 2	Volts	Deg	Chan	Cal	Oprt	Anlt	Party	
46	101	12	TSH -3.60	TSH +3.32	620-MRPC-3C/52 PH											52	JWM	KPH	RES
46	101	2	TSH -3.58	TSH +3.97	+POINT-610-115/36/S80											72	GAC	KPH	RES
48	101	0	TEC +0.00	TEH +0.00	EB-610-LLMC											15	BAD	JHK	RES
48	101	12	TSH -3.86	TSH +3.47	620-MRPC-3C/52 PH											53	JWM	WRH	RES
52	101	0	TEC +0.00	TEH +0.00	EB-610-LLMC											16	BAD	WJS	RES
52	101	12	TSH -3.71	TSH +3.23	620-MRPC-3C/52 PH											52	JWM	KPH	RES
54	101	0	TEC +0.00	TEH +0.00	EB-610-LLMC											15	BAD	JHK	RES
54	101	12	TSH -3.74	TSH +3.19	620-MRPC-3C/52 PH											52	JWM	KPH	RES
54	101	2	TSH -3.49	TSH +4.02	+POINT-610-115/36/S80											72	GAC	KPH	RES
56	101	0	TEC +0.00	TEH +0.00	EB-610-LLMC											15	BAD	JHK	RES
56	101	12	TSH -3.57	TSH +3.74	620-MRPC-3C/52 PH											53	JWM	WRH	RES
60	101	0	TEC +0.00	TEH +0.00	EB-610-LLMC											16	BAD	MEB	RES
60	101	12	TSH -3.58	TSH +3.30	620-MRPC-3C/52 PH											52	JWM	KPH	RES
62	101	0	TEC +0.00	TEH +0.00	EB-610-LLMC											15	BAD	JHK	RES
62	101	12	TSH -3.52	TSH +3.67	620-MRPC-3C/52 PH											52	JWM	KPH	RES
62	101	2	TSH -3.45	TSH +4.02	+POINT-610-115/36/S80											72	GAC	KPH	RES
64	101	0	TEC +0.00	TEH +0.00	EB-610-LLMC											15	BAD	JHK	RES
64	101	12	TSH -3.88	TSH +3.47	620-MRPC-3C/52 PH											53	JWM	WRH	RES
66	101	12	TSH -3.63	TSH +3.75	620-MRPC-3C/52 PH											53	JWM	WRH	RES
66	101	2	TSH -3.24	TSH +3.64	+POINT-610-115/36/S80											72	GAC	KPH	RES
70	101	0	TEC +0.00	TEH +0.00	EB-610-LLMC											15	BAD	JHK	RES
70	101	12	TSH -3.30	TSH +3.77	620-MRPC-3C/52 PH											52	JWM	KPH	RES
70	101	2	TSH -4.13	TSH +3.29	+POINT-610-115/36/S80											73	GAC	KPH	RES
72	101	0	TEC +0.00	TEH +0.00	EB-610-LLMC											16	BAD	MEB	RES
72	101	12	TSH -3.45	TSH +3.67	620-MRPC-3C/52 PH											52	JWM	KPH	RES
76	101	0	TEC +0.00	TEH +0.00	EB-610-LLMC											15	BAD	WJS	RES
76	101	12	TSH -3.46	TSH +3.93	620-MRPC-3C/52 PH											53	JWM	WRH	RES
78	101	0	TEC +0.00	TEH +0.00	EB-610-LLMC											15	BAD	JHK	RES
78	101	12	TSH -3.43	TSH +3.62	620-MRPC-3C/52 PH											52	JWM	KPH	RES
78	101	2	TSH -3.17	TSH +4.34	+POINT-610-115/36/S80											72	GAC	KPH	RES
80	101	0	TEC +0.00	TEH +0.00	EB-610-LLMC											16	BAD	MEB	RES
80	101	12	TSH -3.16	TSH +3.89	620-MRPC-3C/52 PH											52	JWM	KPH	RES
84	101	0	TEC +0.00	TEH +0.00	EB-610-LLMC											15	BAD	JHK	RES
84	101	12	TSH -3.75	TSH +3.59	620-MRPC-3C/52 PH											53	JWM	WRH	RES
86	101	12	TSH -3.37	TSH +3.69	620-MRPC-3C/52 PH											52	JWM	KPH	RES
86	101	2	TSH -3.45	TSH +4.15	+POINT-610-115/36/S80											72	GAC	KPH	RES
86	101	0	TEC +0.00	TEH +0.00	EB-610-LLMC				VS2 -1.00			8.12 Vpp	174°	M1	13	AOS	WJS	RES	
88	101	0	TEC +0.00	TEH +0.00	EB-610-LLMC											14	AOS	MEB	RES
88	101	12	TSH -3.19	TSH +3.62	620-MRPC-3C/52 PH											52	JWM	KPH	RES
92	101	0	TEC +0.00	TEH +0.00	EB-610-LLMC											13	AOS	JHK	RES
92	101	12	TSH -3.85	TSH +3.48	620-MRPC-3C/52 PH											53	JWM	WRH	RES

Row	Col	Plan	Begin Test	End Test	Probe	Rstr	Ind	Pct	Location	Inch 1	Inch 2	Volts	Deg	Chan	Cal	Oprt	Anlt	Party	
94	101	0	TEC	+0.00	TEH	+0.00			EB-610-LLMC							13	AOS	JHK	RES
94	101	12	TSH	-3.72	TSH	+3.23			620-MRPC-3C/52 PH							54	JWM	KPH	RES
94	101	2	TSH	-3.57	TSH	+4.06			+POINT-610-115/36/S80							72	GAC	KPH	RES
96	101	0	TEC	+0.00	TEH	+0.00			EB-610-LLMC							14	AOS	MEB	RES
96	101	12	TSH	-3.41	TSH	+3.34			620-MRPC-3C/52 PH							54	JWM	KPH	RES
100	101	0	TEC	+0.00	TEH	+0.00			EB-610-LLMC							13	AOS	JHK	RES
100	101	12	TSH	-3.46	TSH	+3.85			620-MRPC-3C/52 PH							55	JWM	WRH	RES
102	101	0	TEC	+0.00	TEH	+0.00			EB-610-LLMC							13	AOS	JHK	RES
102	101	12	TSH	-3.38	TSH	+3.44			620-MRPC-3C/52 PH							54	JWM	KPH	RES
102	101	2	TSH	-3.53	TSH	+4.13			+POINT-610-115/36/S80							72	GAC	KPH	RES
106	101	12	TSH	-3.82	TSH	+3.38			620-MRPC-3C/52 PH							55	JWM	WRH	RES
106	101	2	TSH	-3.52	TSH	+3.49			+POINT-610-115/36/S80							72	GAC	KPH	RES
108	101	0	TEC	+0.00	TEH	+0.00			EB-610-LLMC							14	AOS	MEB	RES
108	101	12	TSH	-3.55	TSH	+3.07			620-MRPC-3C/52 PH							54	JWM	KPH	RES
110	101	0	TEC	+0.00	TEH	+0.00			EB-610-LLMC							13	AOS	JHK	RES
110	101	12	TSH	-3.25	TSH	+3.50			620-MRPC-3C/52 PH							54	JWM	KPH	RES
110	101	2	TSH	-3.78	TSH	+3.66			+POINT-610-115/36/S80							73	GAC	KPH	RES
112	101	0	TEC	+0.00	TEH	+0.00			EB-610-LLMC							13	AOS	JHK	RES
112	101	12	TSH	-3.65	TSH	+3.55			620-MRPC-3C/52 PH							55	JWM	WRH	RES
116	101	0	TEC	+0.00	TEH	+0.00			EB-610-LLMC							14	AOS	MEB	RES
116	101	12	TSH	-3.28	TSH	+3.45			620-MRPC-3C/52 PH							54	JWM	KPH	RES
118	101	0	TEC	+0.00	TEH	+0.00			EB-610-LLMC							13	AOS	JHK	RES
118	101	12	TSH	-3.07	TSH	+3.82			620-MRPC-3C/52 PH							54	JWM	KPH	RES
118	101	2	TSH	-3.38	TSH	+4.18			+POINT-610-115/36/S80							72	GAC	KPH	RES
120	101	0	TEC	+0.00	TEH	+0.00			EB-610-LLMC							13	AOS	JHK	RES
120	101	12	TSH	-3.54	TSH	+3.79			620-MRPC-3C/52 PH							55	JWM	WRH	RES
124	101	0	TEC	+0.00	TEH	+0.00			EB-610-LLMC							13	AOS	JHK	RES
124	101	12	TSH	-3.09	TSH	+3.68			620-MRPC-3C/52 PH							54	JWM	KPH	RES
126	101	0	TEC	+0.00	TEH	+0.00			EB-610-LLMC							13	AOS	JHK	RES
126	101	12	TSH	-3.16	TSH	+3.77			620-MRPC-3C/52 PH							54	JWM	KPH	RES
126	101	2	TSH	-3.17	TSH	+4.42			+POINT-610-115/36/S80							72	GAC	KPH	RES
128	101	0	TEC	+0.00	TEH	+0.00			EB-610-LLMC							13	AOS	JHK	RES
128	101	12	TSH	-3.35	TSH	+3.89			620-MRPC-3C/52 PH							55	JWM	WRH	RES
130	101	6	TEC	+0.00	TEH	+0.00			EB-610-LLMC							33	JWM	KPH	RES
132	101	0	TEC	+0.00	TEH	+0.00			EB-610-LLMC							13	AOS	JHK	RES
132	101	12	TSH	-3.28	TSH	+3.69			620-MRPC-3C/52 PH							54	JWM	KPH	RES
134	101	0	TEC	+0.00	TEH	+0.00			EB-610-LLMC							13	AOS	JHK	RES
134	101	12	TSH	-3.17	TSH	+3.62			620-MRPC-3C/52 PH							54	JWM	KPH	RES
134	101	2	TSH	-3.04	TSH	+4.51			+POINT-610-115/36/S80							72	GAC	KPH	RES
31	102	12	TSH	-3.59	TSH	+3.32			620-MRPC-3C/52 PH							52	JWM	KPH	RES
33	102	12	TSH	-3.50	TSH	+3.59			620-MRPC-3C/52 PH							52	JWM	KPH	RES

Row	Col	Plan	Begin Test	End Test	Probe	Rstr	Ind	Pct	Location	Inch 1	Inch 2	Volts	Deg	Chan	Cal	Opnt	Anlt	Party			
67	102	12	TSH	-3.37	TSH	+3.70			620-MRPC-3C/52 PH							52	JWM	KPH	RES		
69	102	12	TSH	-3.47	TSH	+3.66			620-MRPC-3C/52 PH							52	JWM	KPH	RES		
103	102	12	TSH	-3.60	TSH	+3.53			620-MRPC-3C/52 PH							52	JWM	KPH	RES		
105	102	12	TSH	-3.49	TSH	+3.54			620-MRPC-3C/52 PH							52	JWM	KPH	RES		
131	102	6	TEC	+0.00	TEH	+0.00			EB-610-LLMC							33	JWM	KPH	RES		
133	102	6	TEC	+0.00	TEH	+0.00			EB-610-LLMC							33	JWM	KPH	RES		
130	103	6	TEC	+0.00	TEH	+0.00			EB-610-LLMC							33	JWM	KPH	RES		
132	103	6	TEC	+0.00	TEH	+0.00			EB-610-LLMC							33	JWM	KPH	RES		
134	103	6	TEC	+0.00	TEH	+0.00			EB-610-LLMC							33	JWM	KPH	RES		
17	104	0	TEC	+0.00	TEH	+0.00			EB-610-LLMC							36	GAC	MEB	RES		
17	104	12	TSH	-3.42	TSH	+3.50			620-MRPC-3C/52 PH							52	JWM	KPH	RES		
21	104	0	TEC	+0.00	TEH	+0.00			EB-610-LLMC							35	GAC	JHK	RES		
21	104	12	TSH	-3.42	TSH	+3.45			620-MRPC-3C/52 PH							52	JWM	KPH	RES		
29	104	0	TEC	+0.00	TEH	+0.00			EB-610-LLMC							36	GAC	MEB	RES		
29	104	12	TSH	-3.66	TSH	+3.30			620-MRPC-3C/52 PH							52	JWM	KPH	RES		
33	104	0	TEC	+0.00	TEH	+0.00			EB-610-LLMC							35	GAC	JHK	RES		
33	104	12	TSH	-3.75	TSH	+3.12			620-MRPC-3C/52 PH							52	JWM	KPH	RES		
41	104	0	TEC	+0.00	TEH	+0.00			EB-610-LLMC							35	GAC	JHK	RES		
41	104	12	TSH	-3.40	TSH	+3.40			620-MRPC-3C/52 PH							52	JWM	KPH	RES		
45	104	0	TEC	+0.00	TEH	+0.00			EB-610-LLMC							35	GAC	JHK	RES		
45	104	12	TSH	-3.47	TSH	+3.92			620-MRPC-3C/52 PH							53	JWM	WRH	RES		
53	104	0	TEC	+0.00	TEH	+0.00			EB-610-LLMC							15	BAD	JHK	RES		
53	104	12	TSH	-3.48	TSH	+3.43			620-MRPC-3C/52 PH							52	JWM	KPH	RES		
57	104	0	TEC	+0.00	TEH	+0.00			EB-610-LLMC							15	BAD	JHK	RES		
57	104	12	TSH	-3.98	TSH	+3.44			620-MRPC-3C/52 PH							53	JWM	WRH	RES		
65	104	0	TEC	+0.00	TEH	+0.00			EB-610-LLMC							15	BAD	JHK	RES		
65	104	12	TSH	-3.31	TSH	+3.55			620-MRPC-3C/52 PH							52	JWM	KPH	RES		
69	104	0	TEC	+0.00	TEH	+0.00			EB-610-LLMC							15	BAD	JHK	RES		
69	104	12	TSH	-3.06	TSH	+4.25			620-MRPC-3C/52 PH							53	JWM	WRH	RES		
77	104	0	TEC	+0.00	TEH	+0.00			EB-610-LLMC							15	BAD	JHK	RES		
77	104	12	TSH	-3.12	TSH	+3.67			620-MRPC-3C/52 PH							52	JWM	KPH	RES		
81	104	0	TEC	+0.00	TEH	+0.00			EB-610-LLMC							15	BAD	JHK	RES		
81	104	12	TSH	-3.58	TSH	+3.85			620-MRPC-3C/52 PH							53	JWM	WRH	RES		
89	104	0	TEC	+0.00	TEH	+0.00			EB-610-LLMC							15	BAD	JHK	RES		
89	104	12	TSH	-3.43	TSH	+3.52			620-MRPC-3C/52 PH							52	JWM	KPH	RES		
93	104	12	TSH	-3.71	TSH	+3.63			620-MRPC-3C/52 PH							53	JWM	WRH	RES		
93	104	0	TEC	+0.00	TEH	+0.00			EB-610-LLMC	PCT	14	VS4	-0.82			1.29 Vvm	M3	15	BAD	JHK	RES
101	104	0	TEC	+0.00	TEH	+0.00			EB-610-LLMC							15	BAD	JHK	RES		
101	104	12	TSH	-3.26	TSH	+3.88			620-MRPC-3C/52 PH							52	JWM	KPH	RES		
105	104	0	TEC	+0.00	TEH	+0.00			EB-610-LLMC							15	BAD	JHK	RES		
105	104	12	TSH	-3.70	TSH	+3.60			620-MRPC-3C/52 PH							53	JWM	WRH	RES		

Row	Col	Plan	Begin Test	End Test	Probe	Rstr	Ind	Pct	Location	Inch 1	Inch 2	Volts	Deg	Chan	Cal	Oprr	Anlt	Party	
113	104	0	TEC	+0.00	TEH	+0.00			EB-610-LLMC							16	BAD	MEB	RES
113	104	12	TSH	-3.01	TSH	+4.08			620-MRPC-3C/52 PH							52	JWM	KPH	RES
117	104	0	TEC	+0.00	TEH	+0.00			EB-610-LLMC							15	BAD	JHK	RES
117	104	12	TSH	-3.76	TSH	+3.59			620-MRPC-3C/52 PH							53	JWM	WRH	RES
125	104	0	TEC	+0.00	TEH	+0.00			EB-610-LLMC							15	BAD	JHK	RES
125	104	12	TSH	-3.00	TSH	+4.13			620-MRPC-3C/52 PH							52	JWM	KPH	RES
129	104	0	TEC	+0.00	TEH	+0.00			EB-610-LLMC							15	BAD	JHK	RES
129	104	12	TSH	-3.26	TSH	+3.77			620-MRPC-3C/52 PH							52	JWM	KPH	RES
131	104	6	TEC	+0.00	TEH	+0.00			EB-610-LLMC							33	JWM	KPH	RES
133	104	6	TEC	+0.00	TEH	+0.00			EB-610-LLMC							33	JWM	KPH	RES
130	105	6	TEC	+0.00	TEH	+0.00			EB-610-LLMC							33	JWM	KPH	RES
132	105	6	TEC	+0.00	TEH	+0.00			EB-610-LLMC							33	JWM	KPH	RES
131	106	6	TEC	+0.00	TEH	+0.00			EB-610-LLMC							33	JWM	KPH	RES
133	106	6	TEC	+0.00	TEH	+0.00			EB-610-LLMC							33	JWM	KPH	RES
2	107	0	OSH	+0.00	TEH	+0.00			EB-610-LLMC	RST						35	GAC	WJS	RES
2	107	9	TEC	+0.00	TEH	+0.00			EB-590-LLMC							42	GKW	TEG	RES
2	107	10	TEC	+0.00	TEH	+0.00			EB-590-LLMC							44	GKW	MAR	RES
2	107	12	TSH	-4.03	TSH	+3.03			620-MRPC-3C/52 PH							52	JWM	KPH	RES
4	107	0	TEC	+0.00	TEH	+0.00			EB-610-LLMC							35	GAC	JHK	RES
4	107	12	TSH	-3.80	TSH	+3.50			620-MRPC-3C/52 PH							53	JWM	WRH	RES
6	107	0	TEC	+0.00	TEH	+0.00			EB-610-LLMC							35	GAC	JHK	RES
6	107	12	TSH	-3.43	TSH	+3.69			620-MRPC-3C/52 PH							52	JWM	KPH	RES
8	107	12	TSH	-3.72	TSH	+3.29			620-MRPC-3C/52 PH							52	JWM	KPH	RES
8	107	0	TEC	+0.00	TEH	+0.00			EB-610-LLMC	MBM	03H +5.39		0.34 Vpp 129°		1	36	GAC	WJS	RES
12	107	0	TEC	+0.00	TEH	+0.00			EB-610-LLMC							35	GAC	JHK	RES
12	107	12	TSH	-3.56	TSH	+3.49			620-MRPC-3C/52 PH							52	JWM	KPH	RES
14	107	0	TEC	+0.00	TEH	+0.00			EB-610-LLMC							36	GAC	MEB	RES
14	107	12	TSH	-3.59	TSH	+3.47			620-MRPC-3C/52 PH							52	JWM	KPH	RES
16	107	0	TEC	+0.00	TEH	+0.00			EB-610-LLMC							36	GAC	MEB	RES
16	107	12	TSH	-3.42	TSH	+3.52			620-MRPC-3C/52 PH							52	JWM	KPH	RES
18	107	0	TEC	+0.00	TEH	+0.00			EB-610-LLMC							35	GAC	JHK	RES
18	107	12	TSH	-3.86	TSH	+3.09			620-MRPC-3C/52 PH							52	JWM	KPH	RES
18	107	2	TSH	-2.59	TSH	+4.44			+POINT-610-115/36/S80							68	AOS	JHK	RES
20	107	0	TEC	+0.00	TEH	+0.00			EB-610-LLMC							35	GAC	JHK	RES
20	107	12	TSH	-3.32	TSH	+4.03			620-MRPC-3C/52 PH							52	JWM	KPH	RES
22	107	0	TEC	+0.00	TEH	+0.00			EB-610-LLMC							35	GAC	JHK	RES
22	107	12	TSH	-4.05	TSH	+3.18			620-MRPC-3C/52 PH							52	JWM	KPH	RES
26	107	12	TSH	-4.06	TSH	+3.18			620-MRPC-3C/52 PH							52	JWM	KPH	RES
26	107	0	TEC	+0.00	TEH	+0.00			EB-610-LLMC	DNT	VS4 +0.67		8.66 Vpp 172°		M1	35	GAC	WJS	RES
28	107	0	TEC	+0.00	TEH	+0.00			EB-610-LLMC							35	GAC	JHK	RES
28	107	12	TSH	-3.80	TSH	+3.31			620-MRPC-3C/52 PH							52	JWM	KPH	RES

Row	Col	Plan	Begin Test	End Test	Probe	Rstr	Ind	Pct	Location	Inch 1	Inch 2	Volts	Deg	Chan	Cal	Opri	Ant	Party	
30	107	0	TEC +0.00	TEH +0.00	EB-610-LLMC		NDD									35	GAC	JHK	RES
30	107	12	TSH -3.75	TSH +3.59	620-MRPC-3C/52 PH		NDD									52	JWM	KPH	RES
32	107	0	TEC +0.00	TEH +0.00	EB-610-LLMC		NDD									35	GAC	JHK	RES
32	107	12	TSH -4.11	TSH +3.21	620-MRPC-3C/52 PH		NDD									52	JWM	KPH	RES
34	107	0	TEC +0.00	TEH +0.00	EB-610-LLMC		NDD									35	GAC	JHK	RES
34	107	12	TSH -4.13	TSH +3.20	620-MRPC-3C/52 PH		NDD									52	JWM	KPH	RES
36	107	0	TEC +0.00	TEH +0.00	EB-610-LLMC		NDD									35	GAC	JHK	RES
36	107	12	TSH -4.10	TSH +3.33	620-MRPC-3C/52 PH		NDD									52	JWM	KPH	RES
40	107	0	TEC +0.00	TEH +0.00	EB-610-LLMC		NDD									35	GAC	WJS	LAR
40	107	12	TSH -3.47	TSH +3.63	620-MRPC-3C/52 PH		NDD									52	JWM	KPH	RES
42	107	0	TEC +0.00	TEH +0.00	EB-610-LLMC		NDD									35	GAC	JHK	RES
42	107	12	TSH -3.75	TSH +3.33	620-MRPC-3C/52 PH		NDD									52	JWM	KPH	RES
44	107	0	TEC +0.00	TEH +0.00	EB-610-LLMC		NDD									35	GAC	JHK	RES
44	107	12	TSH -3.27	TSH +4.07	620-MRPC-3C/52 PH		NDD									53	JWM	WRH	RES
46	107	0	TEC +0.00	TEH +0.00	EB-610-LLMC		NDD									35	GAC	JHK	RES
46	107	12	TSH -3.48	TSH +3.90	620-MRPC-3C/52 PH		NDD									53	JWM	WRH	RES
48	107	0	TEC +0.00	TEH +0.00	EB-610-LLMC		NDD									35	GAC	JHK	RES
48	107	12	TSH -3.28	TSH +3.74	620-MRPC-3C/52 PH		NDD									52	JWM	KPH	RES
50	107	0	TEC +0.00	TEH +0.00	EB-610-LLMC		NDD									35	GAC	JHK	RES
50	107	12	TSH -3.47	TSH +3.47	620-MRPC-3C/52 PH		NDD									52	JWM	KPH	RES
54	107	0	TEC +0.00	TEH +0.00	EB-610-LLMC		NDD									35	GAC	JHK	RES
54	107	12	TSH -3.78	TSH +3.51	620-MRPC-3C/52 PH		NDD									53	JWM	WRH	RES
56	107	0	TEC +0.00	TEH +0.00	EB-610-LLMC		NDD									35	GAC	JHK	RES
56	107	12	TSH -3.44	TSH +3.56	620-MRPC-3C/52 PH		NDD									52	JWM	KPH	RES
58	107	0	TEC +0.00	TEH +0.00	EB-610-LLMC		NDD									16	BAD	MEB	RES
58	107	12	TSH -3.57	TSH +3.44	620-MRPC-3C/52 PH		NDD									52	JWM	KPH	RES
60	107	0	TEC +0.00	TEH +0.00	EB-610-LLMC		NDD									15	BAD	JHK	RES
60	107	12	TSH -3.77	TSH +3.58	620-MRPC-3C/52 PH		NDD									53	JWM	WRH	RES
62	107	0	TEC +0.00	TEH +0.00	EB-610-LLMC		NDD									15	BAD	JHK	RES
62	107	12	TSH -4.01	TSH +3.31	620-MRPC-3C/52 PH		NDD									53	JWM	WRH	RES
64	107	0	TEC +0.00	TEH +0.00	EB-610-LLMC		NDD									16	BAD	MEB	RES
64	107	12	TSH -3.72	TSH +3.18	620-MRPC-3C/52 PH		NDD									52	JWM	KPH	RES
68	107	0	TEC +0.00	TEH +0.00	EB-610-LLMC		NDD									15	BAD	JHK	RES
68	107	12	TSH -3.85	TSH +3.53	620-MRPC-3C/52 PH		NDD									53	JWM	WRH	RES
70	107	0	TEC +0.00	TEH +0.00	EB-610-LLMC		NDD									16	BAD	MEB	RES
70	107	12	TSH -3.75	TSH +3.23	620-MRPC-3C/52 PH		NDD									52	JWM	KPH	RES
72	107	0	TEC +0.00	TEH +0.00	EB-610-LLMC		NDD									16	BAD	MEB	RES
72	107	12	TSH -3.58	TSH +3.44	620-MRPC-3C/52 PH		NDD									52	JWM	KPH	RES
74	107	0	TEC +0.00	TEH +0.00	EB-610-LLMC		NDD									15	BAD	JHK	RES
74	107	12	TSH -3.76	TSH +3.66	620-MRPC-3C/52 PH		NDD									53	JWM	WRH	RES
74	107	2	TSH -3.53	TSH +3.97	+POINT-610-115/36/S80		NDD									72	GAC	KPH	RES

Row	Col	Plan	Begin Test	End Test	Probe	Rstr	Ind	Pct	Location	Inch 1	Inch 2	Volts	Deg	Chan	Cal	Oprt	Anlt	Party	
76	107	0	TEC +0.00	TEH +0.00	EB-610-LLMC		NDD									15	BAD	JHK	RES
76	107	12	TSH -4.05	TSH +3.29	620-MRPC-3C/52 PH		NDD									53	JWM	WRH	RES
78	107	0	TEC +0.00	TEH +0.00	EB-610-LLMC		NDD									16	BAD	MEB	RES
78	107	12	TSH -3.23	TSH +3.78	620-MRPC-3C/52 PH		NDD									52	JWM	KPH	RES
82	107	0	TEC +0.00	TEH +0.00	EB-610-LLMC		NDD									15	BAD	JHK	RES
82	107	12	TSH -3.65	TSH +3.65	620-MRPC-3C/52 PH		NDD									53	JWM	WRH	RES
84	107	0	TEC +0.00	TEH +0.00	EB-610-LLMC		NDD									16	BAD	MEB	RES
84	107	12	TSH -3.59	TSH +3.40	620-MRPC-3C/52 PH		NDD									52	JWM	KPH	RES
86	107	0	TEC +0.00	TEH +0.00	EB-610-LLMC		NDD									16	BAD	MEB	RES
86	107	12	TSH -3.71	TSH +3.30	620-MRPC-3C/52 PH		NDD									52	JWM	KPH	RES
88	107	0	TEC +0.00	TEH +0.00	EB-610-LLMC		NDD									15	BAD	JHK	RES
88	107	12	TSH -3.70	TSH +3.68	620-MRPC-3C/52 PH		NDD									53	JWM	WRH	RES
90	107	0	TEC +0.00	TEH +0.00	EB-610-LLMC		NDD									15	BAD	JHK	RES
90	107	12	TSH -3.75	TSH +3.59	620-MRPC-3C/52 PH		NDD									53	JWM	WRH	RES
92	107	0	TEC +0.00	TEH +0.00	EB-610-LLMC		NDD									16	BAD	MEB	RES
92	107	12	TSH -3.29	TSH +3.88	620-MRPC-3C/52 PH		NDD									52	JWM	KPH	RES
96	107	0	TEC +0.00	TEH +0.00	EB-610-LLMC		NDD									15	BAD	JHK	RES
96	107	12	TSH -3.76	TSH +3.55	620-MRPC-3C/52 PH		NDD									53	JWM	WRH	RES
98	107	12	TSH -3.34	TSH +3.93	620-MRPC-3C/52 PH		NDD									52	JWM	KPH	RES
98	107	0	TEC +0.00	TEH +0.00	EB-610-LLMC		PCT	10	VS2 +0.56			0.92 Vvm		M3		15	BAD	WJS	RES
100	107	0	TEC +0.00	TEH +0.00	EB-610-LLMC		NDD									16	BAD	MEB	RES
100	107	12	TSH -3.58	TSH +3.68	620-MRPC-3C/52 PH		NDD									52	JWM	KPH	RES
102	107	0	TEC +0.00	TEH +0.00	EB-610-LLMC		NDD									16	BAD	MEB	RES
102	107	12	TSH -3.30	TSH +4.05	620-MRPC-3C/52 PH		NDD									53	JWM	WRH	RES
104	107	0	TEC +0.00	TEH +0.00	EB-610-LLMC		NDD									15	BAD	JHK	RES
104	107	12	TSH -3.35	TSH +3.91	620-MRPC-3C/52 PH		NDD									53	JWM	WRH	RES
106	107	0	TEC +0.00	TEH +0.00	EB-610-LLMC		NDD									15	BAD	JHK	RES
106	107	12	TSH -3.42	TSH +3.76	620-MRPC-3C/52 PH		NDD									52	JWM	KPH	RES
110	107	0	TEC +0.00	TEH +0.00	EB-610-LLMC		NDD									16	BAD	MEB	RES
110	107	12	TSH -3.82	TSH +3.51	620-MRPC-3C/52 PH		NDD									53	JWM	WRH	RES
112	107	0	TEC +0.00	TEH +0.00	EB-610-LLMC		NDD									16	BAD	MEB	RES
112	107	12	TSH -6.32	TSH +0.84	620-MRPC-3C/52 PH		BDA									52	JWM	MAR	RES
112	107	14	TSH -3.96	TSH +3.80	620-MRPC-3C/52 PH		NDD									67	GAC	WRH	RES
114	107	0	TEC +0.00	TEH +0.00	EB-610-LLMC		NDD									15	BAD	JHK	RES
114	107	12	TSH -3.07	TSH +3.86	620-MRPC-3C/52 PH		NDD									52	JWM	KPH	RES
116	107	0	TEC +0.00	TEH +0.00	EB-610-LLMC		NDD									15	BAD	JHK	RES
116	107	12	TSH -3.59	TSH +3.72	620-MRPC-3C/52 PH		NDD									53	JWM	WRH	RES
118	107	0	TEC +0.00	TEH +0.00	EB-610-LLMC		NDD									15	BAD	JHK	RES
118	107	12	TSH -3.70	TSH +3.64	620-MRPC-3C/52 PH		NDD									53	JWM	WRH	RES
120	107	0	TEC +0.00	TEH +0.00	EB-610-LLMC		NDD									15	BAD	JHK	RES
120	107	12	TSH -3.18	TSH +3.86	620-MRPC-3C/52 PH		NDD									52	JWM	KPH	RES

Row	Col	Plan	Begin Test	End Test	Probe	Rstr	Ind	Pct	Location	Inch 1	Inch 2	Volts	Deg	Chan	Cal	Oprrt	Anlt	Party	
124	107	0	TEC +0.00	TEH +0.00	EB-610-LLMC											15	BAD	JHK	RES
124	107	12	TSH -3.37	TSH +3.97	620-MRPC-3C/52 PH											53	JWM	WRH	RES
126	107	0	TEC +0.00	TEH +0.00	EB-610-LLMC											15	BAD	JHK	RES
126	107	12	TSH -3.21	TSH +3.97	620-MRPC-3C/52 PH											52	JWM	KPH	RES
128	107	0	TEC +0.00	TEH +0.00	EB-610-LLMC											15	BAD	JHK	RES
128	107	12	TSH -3.26	TSH +3.99	620-MRPC-3C/52 PH											52	JWM	KPH	RES
130	107	0	TEC +0.00	TEH +0.00	EB-610-LLMC											15	BAD	JHK	RES
130	107	12	TSH -3.84	TSH +3.63	620-MRPC-3C/52 PH											53	JWM	WRH	RES
132	107	0	TEC +0.00	TEH +0.00	EB-610-LLMC											15	BAD	JHK	RES
132	107	12	TSH -3.24	TSH +3.95	620-MRPC-3C/52 PH											52	JWM	KPH	RES
103	108	0	TEC +0.00	TEH +0.00	EB-610-LLMC				04H +1.75			0.27 Vpp	130°	1		15	BAD	WJS	RES
131	108	6	TEC +0.00	TEH +0.00	EB-610-LLMC											33	JWM	KPH	RES
130	109	6	TEC +0.00	TSH +0.00	EB-610-LLMC											33	JWM	TEG	RES
130	109	8	01H +0.00	TEH +0.00	EB-610-LLMC											41	GKW	KPH	RES
3	110	0	TEC +0.00	TEH +0.00	EB-610-LLMC											35	GAC	JHK	RES
3	110	12	TSH -3.88	TSH +3.32	620-MRPC-3C/52 PH											52	JWM	KPH	RES
11	110	0	TEC +0.00	TEH +0.00	EB-610-LLMC											35	GAC	JHK	RES
11	110	12	TSH -4.12	TSH +3.13	620-MRPC-3C/52 PH											52	JWM	KPH	RES
15	110	0	TEC +0.00	TEH +0.00	EB-610-LLMC											35	GAC	JHK	RES
15	110	12	TSH -3.90	TSH +3.35	620-MRPC-3C/52 PH											52	JWM	KPH	RES
23	110	0	TEC +0.00	TEH +0.00	EB-610-LLMC											35	GAC	JHK	RES
23	110	12	TSH -3.88	TSH +3.39	620-MRPC-3C/52 PH											52	JWM	KPH	RES
27	110	12	TSH -3.76	TSH +3.54	620-MRPC-3C/52 PH											52	JWM	KPH	RES
27	110	0	TEC +0.00	TEH +0.00	EB-610-LLMC				VS4 -0.91			8.14 Vpp	172°	M1		35	GAC	WJS	RES
35	110	0	TEC +0.00	TEH +0.00	EB-610-LLMC											35	GAC	JHK	RES
35	110	12	TSH -3.42	TSH +3.68	620-MRPC-3C/52 PH											52	JWM	KPH	RES
39	110	0	TEC +0.00	TEH +0.00	EB-610-LLMC											35	GAC	JHK	RES
39	110	12	TSH -3.83	TSH +3.55	620-MRPC-3C/52 PH											53	JWM	WRH	RES
47	110	0	TEC +0.00	TEH +0.00	EB-610-LLMC											35	GAC	JHK	RES
47	110	12	TSH -3.59	TSH +3.53	620-MRPC-3C/52 PH											52	JWM	KPH	RES
51	110	0	TEC +0.00	TEH +0.00	EB-610-LLMC											35	GAC	JHK	RES
51	110	12	TSH -3.72	TSH +3.59	620-MRPC-3C/52 PH											53	JWM	WRH	RES
59	110	0	TEC +0.00	TEH +0.00	EB-610-LLMC											15	BAD	JHK	RES
59	110	12	TSH -3.63	TSH +3.46	620-MRPC-3C/52 PH											52	JWM	KPH	RES
63	110	0	TEC +0.00	TEH +0.00	EB-610-LLMC											15	BAD	JHK	RES
63	110	12	TSH -3.73	TSH +3.62	620-MRPC-3C/52 PH											53	JWM	WRH	RES
71	110	0	TEC +0.00	TEH +0.00	EB-610-LLMC											15	BAD	JHK	RES
71	110	12	TSH -3.47	TSH +3.44	620-MRPC-3C/52 PH											52	JWM	KPH	RES
75	110	0	TEC +0.00	TEH +0.00	EB-610-LLMC											15	BAD	JHK	RES
75	110	12	TSH -3.88	TSH +3.28	620-MRPC-3C/52 PH											53	JWM	WRH	RES
83	110	0	TEC +0.00	TEH +0.00	EB-610-LLMC											16	BAD	MEB	RES

Row	Col	Plan	Begin Test	End Test	Probe	Rstr	Ind	Pct	Location	Inch 1	Inch 2	Volts	Deg	Chan	Cal	Opri	Anlt	Party	
83	110	12	TSH -3.50	TSH +3.28	620-MRPC-3C/52 PH		NDD									52	JWM	KPH	RES
87	110	0	TEC +0.00	TEH +0.00	EB-610-LLMC		NDD									15	BAD	JHK	RES
87	110	12	TSH -3.45	TSH +3.83	620-MRPC-3C/52 PH		NDD									53	JWM	WRH	RES
95	110	0	TEC +0.00	TEH +0.00	EB-610-LLMC		NDD									16	BAD	MEB	RES
95	110	12	TSH -3.64	TSH +3.35	620-MRPC-3C/52 PH		NDD									52	JWM	KPH	RES
99	110	0	TEC +0.00	TEH +0.00	EB-610-LLMC		NDD									15	BAD	JHK	RES
99	110	12	TSH -3.88	TSH +3.32	620-MRPC-3C/52 PH		NDD									53	JWM	WRH	RES
107	110	0	TEC +0.00	TEH +0.00	EB-610-LLMC		NDD									16	BAD	MEB	RES
107	110	12	TSH -3.60	TSH +3.35	620-MRPC-3C/52 PH		NDD									52	JWM	KPH	RES
111	110	0	TEC +0.00	TEH +0.00	EB-610-LLMC		NDD									15	BAD	JHK	RES
111	110	12	TSH -3.52	TSH +3.75	620-MRPC-3C/52 PH		NDD									53	JWM	WRH	RES
113	110	0	TEC +0.00	TEH +0.00	EB-610-LLMC		PCT	24	VS4	-1.07		2.61 Vvm	M3			15	BAD	JHK	RES
119	110	0	TEC +0.00	TEH +0.00	EB-610-LLMC		NDD									15	BAD	JHK	RES
119	110	12	TSH -3.38	TSH +3.60	620-MRPC-3C/52 PH		NDD									52	JWM	KPH	RES
123	110	0	TEC +0.00	TEH +0.00	EB-610-LLMC		NDD									15	BAD	JHK	RES
123	110	12	TSH -3.50	TSH +3.79	620-MRPC-3C/52 PH		NDD									53	JWM	WRH	RES
130	111	6	TEC +0.00	TEH +0.00	EB-610-LLMC		NDD									33	JWM	WRH	RES
2	113	0	OSH +0.00	TEH +0.00	EB-610-LLMC	RST	NDD									36	GAC	MEB	RES
2	113	9	TSC +0.00	TEH +0.00	EB-590-LLMC		NDD									43	GKW	WRH	RES
2	113	10	TEC +0.00	TEH +0.00	EB-590-LLMC		NDD									44	GKW	WRH	RES
2	113	12	TSH -3.91	TSH +2.76	620-MRPC-3C/52 PH		NDD									50	GAC	KPH	RES
2	113	2	TSH -2.53	TSH +4.50	+POINT-610-115/36/S80		NDD									68	AOS	JHK	RES
4	113	0	TEH +0.00	TEH +0.00	EB-610-LLMC		BDA									35	GAC	WJS	RES
4	113	9	TEC +0.00	TEH +0.00	EB-590-LLMC		NDD									43	GKW	TEG	RES
4	113	12	TSH -3.52	TSH +3.22	620-MRPC-3C/52 PH		NDD									50	GAC	KPH	RES
6	113	0	TEC +0.00	TEH +0.00	EB-610-LLMC		NDD									35	GAC	JHK	RES
6	113	12	TSH -3.70	TSH +2.91	620-MRPC-3C/52 PH		NDD									50	GAC	KPH	RES
6	113	2	TSH -2.57	TSH +4.43	+POINT-610-115/36/S80		NDD									68	AOS	JHK	RES
8	113	0	TEC +0.00	TEH +0.00	EB-610-LLMC		NDD									36	GAC	MEB	RES
8	113	12	TSH -3.44	TSH +3.15	620-MRPC-3C/52 PH		NDD									50	GAC	KPH	RES
10	113	0	TEC +0.00	TEH +0.00	EB-610-LLMC		NDD									36	GAC	MEB	RES
10	113	12	TSH -3.46	TSH +3.28	620-MRPC-3C/52 PH		NDD									50	GAC	KPH	RES
10	113	2	TSH -2.37	TSH +4.58	+POINT-610-115/36/S80		NDD									68	AOS	JHK	RES
12	113	0	TEC +0.00	TEH +0.00	EB-610-LLMC		NDD									35	GAC	JHK	RES
12	113	12	TSH -3.55	TSH +3.21	620-MRPC-3C/52 PH		NDD									50	GAC	KPH	RES
14	113	0	TEC +0.00	TEH +0.00	EB-610-LLMC		NDD									35	GAC	JHK	RES
14	113	12	TSH -3.45	TSH +3.22	620-MRPC-3C/52 PH		NDD									50	GAC	KPH	RES
14	113	2	TSH -1.96	TSH +5.04	+POINT-610-115/36/S80		NDD									68	AOS	JHK	RES
16	113	0	TEC +0.00	TEH +0.00	EB-610-LLMC		NDD									36	GAC	MEB	RES
16	113	12	TSH -3.56	TSH +3.25	620-MRPC-3C/52 PH		NDD									50	GAC	KPH	RES
18	113	0	TEC +0.00	TEH +0.00	EB-610-LLMC		NDD									36	GAC	MEB	RES

Row	Col	Plan	Begin Test	End Test	Probe	Rstr	Ind	Pct	Location	Inch 1	Inch 2	Volts	Deg	Chan	Cal	Opri	Anlt	Party
18	113	12	TSH	-3.25	TSH	+3.38			620-MRPC-3C/52 PH		NDD				50	GAC	KPH	RES
18	113	2	TSH	-3.24	TSH	+3.76			+POINT-610-115/36/S80		NDD				68	AOS	JHK	RES
20	113	0	TEC	+0.00	TEH	+0.00			EB-610-LLMC		NDD				35	GAC	WJS	RES
20	113	12	TSH	-3.53	TSH	+3.10			620-MRPC-3C/52 PH		NDD				50	GAC	KPH	RES
22	113	0	TEC	+0.00	TEH	+0.00			EB-610-LLMC		NDD				35	GAC	JHK	RES
22	113	12	TSH	-3.43	TSH	+3.35			620-MRPC-3C/52 PH		NDD				50	GAC	KPH	RES
22	113	2	TSH	-3.12	TSH	+3.85			+POINT-610-115/36/S80		NDD				68	AOS	JHK	RES
24	113	0	TEC	+0.00	TEH	+0.00			EB-610-LLMC		NDD				36	GAC	MEB	RES
24	113	12	TSH	-3.46	TSH	+3.19			620-MRPC-3C/52 PH		NDD				50	GAC	KPH	RES
26	113	12	TSH	-3.97	TSH	+2.83			620-MRPC-3C/52 PH		NDD				50	GAC	KPH	RES
26	113	2	TSH	-2.79	TSH	+4.21			+POINT-610-115/36/S80		NDD				68	AOS	JHK	RES
26	113	0	TEC	+0.00	TEH	+0.00			EB-610-LLMC		DNT	VS4 +1.02	9.59 Vpp 174°	M1	36	GAC	WJS	RES
28	113	12	TSH	-3.67	TSH	+2.84			620-MRPC-3C/52 PH		NDD				50	GAC	KPH	RES
28	113	0	TEC	+0.00	TEH	+0.00			EB-610-LLMC		DNT	VS4 +0.59	7.56 Vpp 172°	M1	35	GAC	WJS	RES
30	113	0	TEC	+0.00	TEH	+0.00			EB-610-LLMC		NDD				35	GAC	JHK	RES
30	113	12	TSH	-3.63	TSH	+2.92			620-MRPC-3C/52 PH		NDD				50	GAC	KPH	RES
30	113	2	TSH	-2.63	TSH	+4.38			+POINT-610-115/36/S80		NDD				68	AOS	JHK	RES
32	113	0	TEC	+0.00	TEH	+0.00			EB-610-LLMC		NDD				36	GAC	MEB	RES
32	113	12	TSH	-3.19	TSH	+3.54			620-MRPC-3C/52 PH		NDD				50	GAC	KPH	RES
34	113	0	TEC	+0.00	TEH	+0.00			EB-610-LLMC		NDD				36	GAC	MEB	RES
34	113	12	TSH	-3.64	TSH	+3.11			620-MRPC-3C/52 PH		NDD				50	GAC	KPH	RES
34	113	2	TSH	-3.04	TSH	+3.95			+POINT-610-115/36/S80		NDD				68	AOS	JHK	RES
36	113	0	TEC	+0.00	TEH	+0.00			EB-610-LLMC		NDD				35	GAC	JHK	RES
36	113	12	TSH	-3.74	TSH	+3.24			620-MRPC-3C/52 PH		NDD				51	GAC	WRH	RES
38	113	0	TEC	+0.00	TEH	+0.00			EB-610-LLMC		NDD				35	GAC	JHK	RES
38	113	12	TSH	-3.45	TSH	+3.62			620-MRPC-3C/52 PH		NDD				51	GAC	WRH	RES
38	113	2	TSH	-2.72	TSH	+4.24			+POINT-610-115/36/S80		NDD				68	AOS	JHK	RES
40	113	0	TEC	+0.00	TEH	+0.00			EB-610-LLMC		NDD				36	GAC	MEB	RES
40	113	12	TSH	-3.47	TSH	+3.47			620-MRPC-3C/52 PH		NDD				50	GAC	KPH	RES
42	113	0	TEC	+0.00	TEH	+0.00			EB-610-LLMC		NDD				36	GAC	MEB	RES
42	113	12	TSH	-3.46	TSH	+3.42			620-MRPC-3C/52 PH		NDD				50	GAC	KPH	RES
42	113	2	TSH	-3.20	TSH	+3.76			+POINT-610-115/36/S80		NDD				68	AOS	JHK	RES
44	113	0	TEC	+0.00	TEH	+0.00			EB-610-LLMC		NDD				35	GAC	JHK	RES
44	113	12	TSH	-3.58	TSH	+3.53			620-MRPC-3C/52 PH		NDD				51	GAC	WRH	RES
46	113	0	TEC	+0.00	TEH	+0.00			EB-610-LLMC		NDD				35	GAC	JHK	RES
46	113	12	TSH	-3.32	TSH	+3.72			620-MRPC-3C/52 PH		NDD				51	GAC	WRH	RES
46	113	2	TSH	-2.97	TSH	+3.99			+POINT-610-115/36/S80		NDD				68	AOS	JHK	RES
48	113	0	TEC	+0.00	TEH	+0.00			EB-610-LLMC		NDD				15	AOS	JHK	RES
48	113	12	TSH	-3.57	TSH	+3.35			620-MRPC-3C/52 PH		NDD				50	GAC	KPH	RES
50	113	0	TEC	+0.00	TEH	+0.00			EB-610-LLMC		NDD				15	AOS	JHK	RES
50	113	12	TSH	-3.21	TSH	+3.67			620-MRPC-3C/52 PH		NDD				50	GAC	KPH	RES

Row	Col	Plan	Begin Test	End Test	Probe	Rstr	Ind	Pct	Location	Inch 1	Inch 2	Volts	Deg	Chan	Cal	Opri	Anlt	Party	
50	113	2	TSH -3.09	TSH +3.76	+POINT-610-115/36/S80											72	GAC	KPH	RES
52	113	0	TEC +0.00	TEH +0.00	EB-610-LLMC											15	AOS	JHK	RES
52	113	12	TSH -3.64	TSH +3.34	620-MRPC-3C/52 PH											51	GAC	WRH	RES
54	113	0	TEC +0.00	TEH +0.00	EB-610-LLMC											15	AOS	JHK	RES
54	113	12	TSH -3.79	TSH +3.17	620-MRPC-3C/52 PH											51	GAC	WRH	RES
54	113	2	TSH -4.13	TSH +3.27	+POINT-610-115/36/S80											73	GAC	KPH	RES
56	113	0	TEC +0.00	TEH +0.00	EB-610-LLMC											15	AOS	JHK	RES
56	113	12	TSH -3.52	TSH +3.33	620-MRPC-3C/52 PH											50	GAC	KPH	RES
58	113	0	TEC +0.00	TEH +0.00	EB-610-LLMC											15	AOS	JHK	RES
58	113	12	TSH -3.62	TSH +3.17	620-MRPC-3C/52 PH											50	GAC	KPH	RES
58	113	2	TSH -2.91	TSH +3.93	+POINT-610-115/36/S80											72	GAC	KPH	RES
60	113	0	TEC +0.00	TEH +0.00	EB-610-LLMC											15	AOS	JHK	RES
60	113	12	TSH -3.71	TSH +3.26	620-MRPC-3C/52 PH											51	GAC	WRH	RES
62	113	0	TEC +0.00	TEH +0.00	EB-610-LLMC											15	AOS	JHK	RES
62	113	12	TSH -3.70	TSH +3.25	620-MRPC-3C/52 PH											51	GAC	WRH	RES
62	113	2	TSH -4.06	TSH +3.34	+POINT-610-115/36/S80											73	GAC	KPH	RES
64	113	0	TEC +0.00	TEH +0.00	EB-610-LLMC											15	BAD	JHK	RES
64	113	12	TSH -3.27	TSH +3.72	620-MRPC-3C/52 PH											52	JWM	KPH	RES
66	113	0	TEC +0.00	TEH +0.00	EB-610-LLMC											16	BAD	MEB	RES
66	113	12	TSH -3.54	TSH +3.56	620-MRPC-3C/52 PH											52	JWM	KPH	RES
66	113	2	TSH -3.59	TSH +3.26	+POINT-610-115/36/S80											72	GAC	KPH	RES
68	113	0	TEC +0.00	TEH +0.00	EB-610-LLMC											15	BAD	JHK	RES
68	113	12	TSH -3.71	TSH +3.51	620-MRPC-3C/52 PH											53	JWM	WRH	RES
70	113	0	TEC +0.00	TEH +0.00	EB-610-LLMC											15	BAD	JHK	RES
70	113	12	TSH -3.62	TSH +3.74	620-MRPC-3C/52 PH											53	JWM	WRH	RES
70	113	2	TSH -4.38	TSH +3.02	+POINT-610-115/36/S80											73	GAC	KPH	RES
72	113	0	TEC +0.00	TEH +0.00	EB-610-LLMC											16	BAD	MEB	RES
72	113	12	TSH -3.19	TSH +3.84	620-MRPC-3C/52 PH											52	JWM	KPH	RES
74	113	0	TEC +0.00	TEH +0.00	EB-610-LLMC											16	BAD	MEB	RES
74	113	12	TSH -3.32	TSH +3.82	620-MRPC-3C/52 PH											52	JWM	KPH	RES
74	113	2	TSH -3.79	TSH +3.09	+POINT-610-115/36/S80											72	GAC	KPH	RES
76	113	0	TEC +0.00	TEH +0.00	EB-610-LLMC											15	BAD	JHK	RES
76	113	12	TSH -3.90	TSH +3.37	620-MRPC-3C/52 PH											53	JWM	WRH	RES
78	113	0	TEC +0.00	TEH +0.00	EB-610-LLMC											15	BAD	WJS	RES
78	113	12	TSH -3.76	TSH +3.52	620-MRPC-3C/52 PH											53	JWM	WRH	RES
78	113	2	TSH -3.94	TSH +3.49	+POINT-610-115/36/S80											73	GAC	KPH	RES
80	113	0	TEC +0.00	TEH +0.00	EB-610-LLMC											16	BAD	MEB	RES
80	113	12	TSH -3.43	TSH +3.74	620-MRPC-3C/52 PH											52	JWM	KPH	RES
82	113	0	TEC +0.00	TEH +0.00	EB-610-LLMC											16	BAD	MEB	RES
82	113	12	TSH -3.83	TSH +3.33	620-MRPC-3C/52 PH											52	JWM	KPH	RES
82	113	2	TSH -3.75	TSH +3.16	+POINT-610-115/36/S80											72	GAC	KPH	RES

Row	Col	Plan	Begin Test	End Test	Probe	Rstr	Ind	Pct	Location	Inch 1	Inch 2	Volts	Deg	Chan	Cal	Opnt	Anlt	Party	
84	113	0	TEC +0.00	TEH +0.00	EB-610-LLMC											15	BAD	JHK	RES
84	113	12	TSH -3.37	TSH +3.96	620-MRPC-3C/52 PH											53	JWM	WRH	RES
86	113	0	TEC +0.00	TEH +0.00	EB-610-LLMC											15	BAD	JHK	RES
86	113	12	TSH -3.59	TSH +3.65	620-MRPC-3C/52 PH											53	JWM	WRH	RES
86	113	2	TSH -3.79	TSH +3.60	+POINT-610-115/36/S80											73	GAC	KPH	RES
88	113	0	TEC +0.00	TEH +0.00	EB-610-LLMC											16	BAD	MEB	RES
88	113	12	TSH -3.48	TSH +3.41	620-MRPC-3C/52 PH											52	JWM	KPH	RES
90	113	0	TEC +0.00	TEH +0.00	EB-610-LLMC											16	BAD	MEB	RES
90	113	12	TSH -3.18	TSH +3.72	620-MRPC-3C/52 PH											52	JWM	KPH	RES
90	113	2	TSH -3.31	TSH +3.54	+POINT-610-115/36/S80											72	GAC	KPH	RES
92	113	0	TEC +0.00	TEH +0.00	EB-610-LLMC											15	BAD	JHK	RES
92	113	12	TSH -3.50	TSH +3.85	620-MRPC-3C/52 PH											53	JWM	WRH	RES
94	113	0	TEC +0.00	TEH +0.00	EB-610-LLMC											15	BAD	JHK	RES
94	113	12	TSH -3.76	TSH +3.53	620-MRPC-3C/52 PH											53	JWM	WRH	RES
94	113	2	TSH -1.03	TSH +6.35	+POINT-610-115/36/S80											73	GAC	KPH	RES
96	113	0	TEC +0.00	TEH +0.00	EB-610-LLMC											16	BAD	MEB	RES
96	113	12	TSH -3.56	TSH +3.57	620-MRPC-3C/52 PH											52	JWM	KPH	RES
98	113	0	TEC +0.00	TEH +0.00	EB-610-LLMC											16	BAD	MEB	RES
98	113	12	TSH -3.14	TSH +3.97	620-MRPC-3C/52 PH											52	JWM	KPH	RES
98	113	2	TSH -3.24	TSH +3.60	+POINT-610-115/36/S80											72	GAC	KPH	RES
100	113	0	TEC +0.00	TEH +0.00	EB-610-LLMC											15	BAD	JHK	RES
100	113	12	TSH -3.66	TSH +3.51	620-MRPC-3C/52 PH											53	JWM	WRH	RES
102	113	0	TEC +0.00	TEH +0.00	EB-610-LLMC											15	BAD	JHK	RES
102	113	12	TSH -3.44	TSH +3.82	620-MRPC-3C/52 PH											53	JWM	WRH	RES
102	113	2	TSH -3.98	TSH +3.41	+POINT-610-115/36/S80											73	GAC	KPH	RES
104	113	0	TEC +0.00	TEH +0.00	EB-610-LLMC											16	BAD	MEB	RES
104	113	12	TSH -3.10	TSH +4.03	620-MRPC-3C/52 PH											52	JWM	KPH	RES
106	113	0	TEC +0.00	TEH +0.00	EB-610-LLMC											16	BAD	MEB	RES
106	113	12	TSH -3.31	TSH +3.92	620-MRPC-3C/52 PH											52	JWM	KPH	RES
106	113	2	TSH -3.58	TSH +3.25	+POINT-610-115/36/S80											72	GAC	KPH	RES
108	113	0	TEC +0.00	TEH +0.00	EB-610-LLMC											15	BAD	JHK	RES
108	113	12	TSH -3.67	TSH +3.59	620-MRPC-3C/52 PH											53	JWM	WRH	RES
110	113	0	TEC +0.00	TEH +0.00	EB-610-LLMC											15	BAD	JHK	RES
110	113	12	TSH -3.33	TSH +3.97	620-MRPC-3C/52 PH											53	JWM	WRH	RES
110	113	2	TSH -4.00	TSH +3.40	+POINT-610-115/36/S80											73	GAC	KPH	RES
112	113	0	TEC +0.00	TEH +0.00	EB-610-LLMC											15	BAD	JHK	RES
112	113	12	TSH -3.20	TSH +3.99	620-MRPC-3C/52 PH											52	JWM	KPH	RES
114	113	0	TEC +0.00	TEH +0.00	EB-610-LLMC											15	BAD	JHK	RES
114	113	12	TSH -3.40	TSH +3.72	620-MRPC-3C/52 PH											52	JWM	KPH	RES
114	113	2	TSH -3.43	TSH +3.41	+POINT-610-115/36/S80											72	GAC	KPH	RES
116	113	0	TEC +0.00	TEH +0.00	EB-610-LLMC											15	BAD	JHK	RES

Row	Col	Plan	Begin Test	End Test	Probe	Rstr	Ind	Pct	Location	Inch 1	Inch 2	Volts	Deg	Chan	Cal	Opri	Anlt	Party	
116	113	12	TSH -3.32	TSH +3.99	620-MRPC-3C/52 PH		NDD									53	JWM	WRH	RES
118	113	0	TEC +0.00	TEH +0.00	EB-610-LLMC		NDD									15	BAD	JHK	RES
118	113	12	TSH -3.56	TSH +3.69	620-MRPC-3C/52 PH		NDD									53	JWM	WRH	RES
118	113	2	TSH -4.10	TSH +3.29	+POINT-610-115/36/S80		NDD									73	GAC	KPH	RES
120	113	0	TEC +0.00	TEH +0.00	EB-610-LLMC		NDD									15	BAD	JHK	RES
120	113	12	TSH -2.92	TSH +4.05	620-MRPC-3C/52 PH		NDD									52	JWM	KPH	RES
122	113	0	TEC +0.00	TEH +0.00	EB-610-LLMC		NDD									15	BAD	JHK	RES
122	113	12	TSH -3.45	TSH +3.56	620-MRPC-3C/52 PH		NDD									52	JWM	KPH	RES
122	113	2	TSH -3.28	TSH +3.57	+POINT-610-115/36/S80		NDD									72	GAC	KPH	RES
124	113	0	TEC +0.00	TEH +0.00	EB-610-LLMC		NDD									15	BAD	JHK	RES
124	113	12	TSH -3.32	TSH +3.82	620-MRPC-3C/52 PH		NDD									53	JWM	WRH	RES
126	113	12	TSH -3.48	TSH +3.78	620-MRPC-3C/52 PH		NDD									53	JWM	WRH	RES
126	113	2	TSH -3.55	TSH +3.85	+POINT-610-115/36/S80		NDD									73	GAC	KPH	RES
126	113	0	TEC +0.00	TEH +0.00	EB-610-LLMC		PCT	7	VS4 -0.94			0.63 Vvm		M3	15	BAD	WJS	RES	
126	113	0	TEC +0.00	TEH +0.00	EB-610-LLMC		PCT	11	VS1 -0.79			1.01 Vvm		M3	15	BAD	WJS	RES	
128	113	0	TEC +0.00	TEH +0.00	EB-610-LLMC		NDD									15	BAD	JHK	RES
128	113	12	TSH -3.54	TSH +3.83	620-MRPC-3C/52 PH		NDD									53	JWM	WRH	RES
92	115	0	TEC +0.00	TEH +0.00	EB-610-LLMC		NDD									15	AOS	JHK	RES
92	115	12	TSH -3.55	TSH +3.55	620-MRPC-3C/52 PH		NDD									52	JWM	KPH	RES
5	116	0	TEC +0.00	TEH +0.00	EB-610-LLMC		NDD									35	GAC	JHK	RES
5	116	12	TSH -3.69	TSH +3.12	620-MRPC-3C/52 PH		NDD									50	GAC	KPH	RES
9	116	12	TSH -3.81	TSH +3.03	620-MRPC-3C/52 PH		NDD									50	GAC	KPH	RES
9	116	0	TEC +0.00	TEH +0.00	EB-610-LLMC		MBM		TSH +17.05			0.76 Vmr	146°	1	35	GAC	WJS	RES	
17	116	0	TEC +0.00	TEH +0.00	EB-610-LLMC		NDD									35	GAC	JHK	RES
17	116	12	TSH -3.46	TSH +3.34	620-MRPC-3C/52 PH		NDD									50	GAC	KPH	RES
21	116	12	TSH -3.45	TSH +3.27	620-MRPC-3C/52 PH		NDD									50	GAC	KPH	RES
21	116	0	TEC +0.00	TEH +0.00	EB-610-LLMC		DNT		VS4 -0.76			7.83 Vpp	171°	M1	35	GAC	WJS	RES	
29	116	12	TSH -3.21	TSH +3.38	620-MRPC-3C/52 PH		NDD									50	GAC	KPH	RES
29	116	0	TEC +0.00	TEH +0.00	EB-610-LLMC		DNT		VS4 -0.64			6.51 Vpp	172°	M1	35	GAC	WJS	RES	
33	116	0	TEC +0.00	TEH +0.00	EB-610-LLMC		NDD									35	GAC	JHK	RES
33	116	12	TSH -3.83	TSH +3.19	620-MRPC-3C/52 PH		NDD									51	GAC	WRH	RES
41	116	0	TEC +0.00	TEH +0.00	EB-610-LLMC		NDD									35	GAC	JHK	RES
41	116	12	TSH -3.24	TSH +3.48	620-MRPC-3C/52 PH		NDD									50	GAC	KPH	RES
45	116	0	TEC +0.00	TEH +0.00	EB-610-LLMC		NDD									15	AOS	JHK	RES
45	116	12	TSH -3.54	TSH +3.32	620-MRPC-3C/52 PH		NDD									51	GAC	WRH	RES
53	116	0	TEC +0.00	TEH +0.00	EB-610-LLMC		NDD									15	AOS	JHK	RES
53	116	12	TSH -3.26	TSH +3.39	620-MRPC-3C/52 PH		NDD									50	GAC	KPH	RES
57	116	0	TEC +0.00	TEH +0.00	EB-610-LLMC		NDD									15	AOS	JHK	RES
57	116	12	TSH -3.61	TSH +3.27	620-MRPC-3C/52 PH		NDD									51	GAC	WRH	RES
65	116	0	TEC +0.00	TEH +0.00	EB-610-LLMC		NDD									15	AOS	JHK	RES
65	116	12	TSH -3.44	TSH +3.22	620-MRPC-3C/52 PH		NDD									50	GAC	KPH	RES

Row	Col	Plan	Begin Test	End Test	Probe	Rstr	Ind	Pct	Location	Inch 1	Inch 2	Volts	Deg	Chan	Cal	Oprt	Anlt	Party
69	116	0	TEC +0.00	TEH +0.00	EB-610-LLMC		NDD								15	AOS	JHK	RES
69	116	12	TSH -3.52	TSH +3.38	620-MRPC-3C/52 PH		NDD								51	GAC	WRH	RES
77	116	0	TEC +0.00	TEH +0.00	EB-610-LLMC		NDD								15	AOS	JHK	RES
77	116	12	TSH -3.57	TSH +3.09	620-MRPC-3C/52 PH		NDD								50	GAC	KPH	RES
81	116	0	TEC +0.00	TEH +0.00	EB-610-LLMC		NDD								15	AOS	JHK	RES
81	116	12	TSH -3.48	TSH +3.45	620-MRPC-3C/52 PH		NDD								51	GAC	WRH	RES
89	116	0	TEC +0.00	TEH +0.00	EB-610-LLMC		NDD								15	AOS	JHK	RES
89	116	12	TSH -3.12	TSH +3.53	620-MRPC-3C/52 PH		NDD								50	GAC	KPH	RES
93	116	0	TEC +0.00	TEH +0.00	EB-610-LLMC		NDD								16	AOS	MEB	RES
93	116	12	TSH -3.43	TSH +3.53	620-MRPC-3C/52 PH		NDD								51	GAC	WRH	RES
101	116	0	TEC +0.00	TEH +0.00	EB-610-LLMC		NDD								15	AOS	JHK	RES
101	116	12	TSH -3.43	TSH +3.29	620-MRPC-3C/52 PH		NDD								50	GAC	KPH	RES
105	116	0	TEC +0.00	TEH +0.00	EB-610-LLMC		NDD								16	AOS	MEB	RES
105	116	12	TSH -3.50	TSH +3.51	620-MRPC-3C/52 PH		NDD								51	GAC	WRH	RES
113	116	0	TEC +0.00	TEH +0.00	EB-610-LLMC		NDD								15	AOS	JHK	RES
113	116	12	TSH -3.35	TSH +3.37	620-MRPC-3C/52 PH		NDD								50	GAC	KPH	RES
117	116	0	TEC +0.00	TEH +0.00	EB-610-LLMC		NDD								16	AOS	MEB	RES
117	116	12	TSH -3.63	TSH +3.33	620-MRPC-3C/52 PH		NDD								51	GAC	WRH	RES
125	116	0	TEC +0.00	TEH +0.00	EB-610-LLMC		NDD								15	AOS	JHK	RES
125	116	12	TSH -4.87	TSH +2.04	620-MRPC-3C/52 PH		NDD								51	GAC	WRH	RES
11	118	0	TEC +0.00	TEH +0.00	EB-610-LLMC		NDD								35	GAC	JHK	RES
11	118	12	TSH -3.82	TSH +3.06	620-MRPC-3C/52 PH		NDD								50	GAC	TEG	RES
13	118	12	TSH -3.07	TSH +3.38	620-MRPC-3C/52 PH		NDD								50	GAC	TEG	RES
15	118	12	TSH -3.48	TSH +3.53	620-MRPC-3C/52 PH		NDD								50	GAC	TEG	RES
49	118	12	TSH -3.08	TSH +3.75	620-MRPC-3C/52 PH		NDD								50	GAC	KPH	RES
51	118	12	TSH -3.98	TSH +2.87	620-MRPC-3C/52 PH		NDD								50	GAC	KPH	RES
85	118	12	TSH -3.60	TSH +3.04	620-MRPC-3C/52 PH		NDD								50	GAC	KPH	RES
87	118	12	TSH -3.37	TSH +3.50	620-MRPC-3C/52 PH		NDD								50	GAC	KPH	RES
121	118	12	TSH -3.98	TSH +3.00	620-MRPC-3C/52 PH		NDD								51	GAC	WRH	RES
123	118	12	TSH -3.46	TSH +3.22	620-MRPC-3C/52 PH		NDD								50	GAC	KPH	RES
2	119	0	OSH +0.00	TEH +0.00	EB-610-LLMC	RST	NDD								17	AOS	JHK	RES
2	119	4	TEC +0.00	TEH +0.00	EB-590-LLMC		NDD								28	GAC	WRH	RES
2	119	5	TSC +0.00	TEH +0.00	EB-590-LLMC		NDD								29	AOS	JHK	RES
2	119	7	TEC +0.00	TEH +0.00	EB-590-LLMC		NDD								31	AOS	MEB	RES
2	119	12	TSH -3.48	TSH +3.68	620-MRPC-3C/52 PH		NDD								48	AOS	JHK	RES
4	119	0	TEC +0.00	TEH +0.00	EB-610-LLMC		NDD								17	AOS	JHK	RES
4	119	12	TSH -3.24	TSH +3.97	620-MRPC-3C/52 PH		NDD								48	AOS	JHK	RES
6	119	0	TEC +0.00	TEH +0.00	EB-610-LLMC		NDD								17	AOS	JHK	RES
6	119	12	TSH -3.56	TSH +3.64	620-MRPC-3C/52 PH		NDD								48	AOS	JHK	RES
8	119	0	TEC +0.00	TEH +0.00	EB-610-LLMC		NDD								17	AOS	JHK	RES
8	119	12	TSH -3.04	TSH +4.09	620-MRPC-3C/52 PH		NDD								48	AOS	JHK	RES

Row	Col	Plan	Begin Test	End Test	Probe	Rstr	Ind	Pct	Location	Inch 1	Inch 2	Volts	Deg	Chan	Cal	Opri	Anlt	Party	
12	119	0	TEC +0.00	TEH +0.00	EB-610-LLMC		NDD									17	AOS	JHK	RES
12	119	19	TSH -3.40	TSH +2.68	620-MRPC-3C/52 PH		NDD									92	GAC	KPH	RES
16	119	0	TEC +0.00	TEH +0.00	EB-610-LLMC		NDD									17	AOS	JHK	RES
16	119	12	TSH -3.62	TSH +3.37	620-MRPC-3C/52 PH		NDD									50	GAC	TEG	RES
18	119	0	TEC +0.00	TEH +0.00	EB-610-LLMC		NDD									17	AOS	JHK	RES
18	119	12	TSH -3.12	TSH +3.08	620-MRPC-3C/52 PH		NDD									50	GAC	TEG	RES
20	119	0	TEC +0.00	TEH +0.00	EB-610-LLMC		NDD									17	AOS	JHK	RES
20	119	12	TSH -3.25	TSH +3.52	620-MRPC-3C/52 PH		NDD									50	GAC	TEG	RES
22	119	0	TEC +0.00	TEH +0.00	EB-610-LLMC		NDD									17	AOS	JHK	RES
22	119	12	TSH -3.67	TSH +3.52	620-MRPC-3C/52 PH		NDD									51	GAC	TEG	RES
26	119	12	TSH -3.40	TSH +3.25	620-MRPC-3C/52 PH		NDD									50	GAC	TEG	RES
26	119	0	TEC +0.00	TEH +0.00	EB-610-LLMC		DNT		VS4 +0.73			10.29 Vpp	174°	M1		17	AOS	TEG	RES
28	119	0	TEC +0.00	TEH +0.00	EB-610-LLMC		NDD									17	AOS	JHK	RES
28	119	12	TSH +0.00	TSH +0.00	620-MRPC-3C/52 PH		BDA									50	GAC	KPH	RES
28	119	14	TSH -4.97	TSH +2.92	620-MRPC-3C/52 PH		NDD									67	GAC	WJS	RES
30	119	0	TEC +0.00	TEH +0.00	EB-610-LLMC		NDD									17	AOS	JHK	RES
30	119	12	TSH +0.00	TSH +0.00	620-MRPC-3C/52 PH		BDA									50	GAC	TEG	RES
30	119	14	TSH -4.53	TSH +3.36	620-MRPC-3C/52 PH		NDD									67	GAC	WJS	RES
32	119	0	TEC +0.00	TEH +0.00	EB-610-LLMC		NDD									17	AOS	JHK	RES
32	119	12	TSH +0.00	TSH +0.00	620-MRPC-3C/52 PH		BDA									51	GAC	TEG	RES
32	119	14	TSH -4.74	TSH +3.06	620-MRPC-3C/52 PH		NDD									67	GAC	JHK	RES
34	119	0	TEC +0.00	TEH +0.00	EB-610-LLMC		NDD									17	AOS	JHK	RES
34	119	12	TSH +0.00	TSH +0.00	620-MRPC-3C/52 PH		BDA									51	GAC	TEG	RES
34	119	14	TSH -4.32	TSH +3.33	620-MRPC-3C/52 PH		NDD									67	GAC	JHK	RES
36	119	0	TEC +0.00	TEH +0.00	EB-610-LLMC		NDD									17	AOS	JHK	RES
36	119	12	TSH +0.00	TSH +0.00	620-MRPC-3C/52 PH		BDA									50	GAC	KPH	RES
36	119	14	TSH -4.48	TSH +3.17	620-MRPC-3C/52 PH		NDD									67	GAC	JHK	RES
40	119	0	TEC +0.00	TEH +0.00	EB-610-LLMC		NDD									17	AOS	JHK	RES
40	119	12	TSH +0.00	TSH +0.00	620-MRPC-3C/52 PH		BDA									51	GAC	TEG	RES
40	119	14	TSH -4.06	TSH +3.60	620-MRPC-3C/52 PH		NDD									67	GAC	JHK	RES
42	119	0	TEC +0.00	TEH +0.00	EB-610-LLMC		NDD									17	AOS	JHK	RES
42	119	12	TSH +0.00	TSH +0.00	620-MRPC-3C/52 PH		BDA									50	GAC	KPH	RES
42	119	14	TSH -3.77	TSH +3.87	620-MRPC-3C/52 PH		NDD									67	GAC	JHK	RES
44	119	0	TEC +0.00	TEH +0.00	EB-610-LLMC		NDD									17	AOS	JHK	RES
44	119	12	TSH +0.00	TSH +0.00	620-MRPC-3C/52 PH		BDA									50	GAC	KPH	RES
44	119	14	TSH -4.33	TSH +3.48	620-MRPC-3C/52 PH		NDD									67	GAC	JHK	RES
46	119	0	TEC +0.00	TEH +0.00	EB-610-LLMC		NDD									17	AOS	JHK	RES
46	119	12	TSH +0.00	TSH +0.00	620-MRPC-3C/52 PH		BDA									51	GAC	TEG	RES
46	119	14	TSH -3.62	TSH +4.06	620-MRPC-3C/52 PH		NDD									67	GAC	JHK	RES
48	119	0	TEC +0.00	TEH +0.00	EB-610-LLMC		NDD									17	AOS	JHK	RES
48	119	12	TSH +0.00	TSH +0.00	620-MRPC-3C/52 PH		BDA									51	GAC	TEG	RES

Row	Col	Plan	Begin Test	End Test	Probe	Rstr	Ind	Pct	Location	Inch 1	Inch 2	Volts	Deg	Chan	Cal	Opri	Anlt	Party	
48	119	14	TSH -2.88	TSH +4.94	620-MRPC-3C/52 PH		NDD									67	GAC	JHK	RES
52	119	12	TSH -4.17	TSH +2.78	620-MRPC-3C/52 PH		NDD									50	GAC	KPH	RES
54	119	0	TEC +0.00	TEH +0.00	EB-610-LLMC		NDD									17	AOS	JHK	RES
54	119	12	TSH -4.04	TSH +2.85	620-MRPC-3C/52 PH		NDD									50	GAC	KPH	RES
56	119	0	TEC +0.00	TEH +0.00	EB-610-LLMC		NDD									17	AOS	JHK	RES
56	119	12	TSH -3.34	TSH +3.62	620-MRPC-3C/52 PH		NDD									51	GAC	WRH	RES
58	119	0	TEC +0.00	TEH +0.00	EB-610-LLMC		NDD									17	AOS	JHK	RES
58	119	12	TSH -3.89	TSH +3.21	620-MRPC-3C/52 PH		NDD									51	GAC	WRH	RES
60	119	0	TEC +0.00	TEH +0.00	EB-610-LLMC		NDD									15	AOS	JHK	RES
60	119	12	TSH -3.87	TSH +2.98	620-MRPC-3C/52 PH		NDD									50	GAC	KPH	RES
62	119	0	TEC +0.00	TEH +0.00	EB-610-LLMC		NDD									15	AOS	JHK	RES
62	119	12	TSH -6.58	TSH +3.07	620-MRPC-3C/52 PH		NDD									50	GAC	KPH	RES
64	119	0	TEC +0.00	TEH +0.00	EB-610-LLMC		NDD									15	AOS	TEG	RES
64	119	12	TSH -3.58	TSH +3.40	620-MRPC-3C/52 PH		NDD									51	GAC	WRH	RES
68	119	0	TEC +0.00	TEH +0.00	EB-610-LLMC		NDD									16	AOS	MEB	RES
68	119	12	TSH -3.94	TSH +2.74	620-MRPC-3C/52 PH		NDD									50	GAC	KPH	RES
70	119	0	TEC +0.00	TEH +0.00	EB-610-LLMC		NDD									15	AOS	JHK	RES
70	119	12	TSH -3.03	TSH +3.71	620-MRPC-3C/52 PH		NDD									50	GAC	KPH	RES
72	119	0	TEC +0.00	TEH +0.00	EB-610-LLMC		NDD									15	AOS	JHK	RES
72	119	12	TSH -3.65	TSH +3.37	620-MRPC-3C/52 PH		NDD									51	GAC	WRH	RES
74	119	0	TEC +0.00	TEH +0.00	EB-610-LLMC		NDD									16	AOS	MEB	RES
74	119	12	TSH -2.88	TSH +4.03	620-MRPC-3C/52 PH		NDD									51	GAC	WRH	RES
76	119	0	TEC +0.00	TEH +0.00	EB-610-LLMC		NDD									16	AOS	MEB	RES
76	119	12	TSH -2.41	TSH +4.27	620-MRPC-3C/52 PH		NDD									50	GAC	KPH	RES
78	119	0	TEC +0.00	TEH +0.00	EB-610-LLMC		NDD									15	AOS	JHK	RES
78	119	12	TSH -2.50	TSH +4.30	620-MRPC-3C/52 PH		NDD									50	GAC	KPH	RES
82	119	0	TEC +0.00	TEH +0.00	EB-610-LLMC		NDD									16	AOS	MEB	RES
82	119	12	TSH -3.00	TSH +3.91	620-MRPC-3C/52 PH		NDD									51	GAC	WRH	RES
84	119	0	TEC +0.00	TEH +0.00	EB-610-LLMC		NDD									15	AOS	JHK	RES
84	119	12	TSH -3.54	TSH +3.25	620-MRPC-3C/52 PH		NDD									50	GAC	KPH	RES
88	119	0	TEC +0.00	TEH +0.00	EB-610-LLMC		NDD									16	AOS	MEB	RES
88	119	12	TSH -3.28	TSH +3.47	620-MRPC-3C/52 PH		NDD									50	GAC	KPH	RES
90	119	0	TEC +0.00	TEH +0.00	EB-610-LLMC		NDD									15	AOS	JHK	RES
90	119	12	TSH -3.54	TSH +3.16	620-MRPC-3C/52 PH		NDD									50	GAC	KPH	RES
92	119	0	TEC +0.00	TEH +0.00	EB-610-LLMC		NDD									15	AOS	JHK	RES
92	119	12	TSH -3.08	TSH +3.88	620-MRPC-3C/52 PH		NDD									51	GAC	WRH	RES
96	119	0	TEC +0.00	TEH +0.00	EB-610-LLMC		NDD									16	AOS	MEB	RES
96	119	12	TSH -3.18	TSH +3.53	620-MRPC-3C/52 PH		NDD									50	GAC	KPH	RES
98	119	0	TEC +0.00	TEH +0.00	EB-610-LLMC		NDD									15	AOS	TEG	RES
98	119	12	TSH -3.40	TSH +3.31	620-MRPC-3C/52 PH		NDD									50	GAC	TEG	RES
100	119	0	TEC +0.00	TEH +0.00	EB-610-LLMC		NDD									15	AOS	JHK	RES

Row	Col	Plan	Begin Test	End Test	Probe	Rstr	Ind	Pct	Location	Inch 1	Inch 2	Volts	Deg	Chan	Cal	Opri	Anlt	Party
100	119	12	TSH	-3.17	TSH	+3.75	620-MRPC-3C/52 PH	NDD							51	GAC	WRH	RES
102	119	0	TEC	+0.00	TEH	+0.00	EB-610-LLMC	NDD							15	AOS	JHK	RES
102	119	12	TSH	-3.56	TSH	+3.27	620-MRPC-3C/52 PH	NDD							51	GAC	WRH	RES
104	119	0	TEC	+0.00	TEH	+0.00	EB-610-LLMC	NDD							16	AOS	MEB	RES
104	119	12	TSH	-3.10	TSH	+3.55	620-MRPC-3C/52 PH	NDD							50	GAC	KPH	RES
106	119	0	TEC	+0.00	TEH	+0.00	EB-610-LLMC	NDD							16	AOS	MEB	RES
106	119	12	TSH	-3.13	TSH	+3.58	620-MRPC-3C/52 PH	NDD							50	GAC	KPH	RES
110	119	0	TEC	+0.00	TEH	+0.00	EB-610-LLMC	NDD							15	AOS	JHK	RES
110	119	12	TSH	-3.37	TSH	+3.45	620-MRPC-3C/52 PH	NDD							51	GAC	WRH	RES
112	119	0	TEC	+0.00	TEH	+0.00	EB-610-LLMC	NDD							15	AOS	JHK	RES
112	119	12	TSH	-3.52	TSH	+3.00	620-MRPC-3C/52 PH	NDD							50	GAC	KPH	RES
114	119	0	TEC	+0.00	TEH	+0.00	EB-610-LLMC	NDD							16	AOS	MEB	RES
114	119	12	TSH	-3.64	TSH	+2.94	620-MRPC-3C/52 PH	NDD							50	GAC	KPH	RES
116	119	0	TEC	+0.00	TEH	+0.00	EB-610-LLMC	NDD							16	AOS	MEB	RES
116	119	12	TSH	-3.86	TSH	+3.13	620-MRPC-3C/52 PH	NDD							51	GAC	WRH	RES
118	119	0	TEC	+0.00	TEH	+0.00	EB-610-LLMC	NDD							15	AOS	JHK	RES
118	119	12	TSH	-3.69	TSH	+3.31	620-MRPC-3C/52 PH	NDD							51	GAC	WRH	RES
120	119	0	TEC	+0.00	TEH	+0.00	EB-610-LLMC	NDD							15	AOS	JHK	RES
120	119	12	TSH	-2.92	TSH	+3.93	620-MRPC-3C/52 PH	NDD							50	GAC	KPH	RES
124	119	0	TEC	+0.00	TEH	+0.00	EB-610-LLMC	NDD							15	AOS	JHK	RES
124	119	12	TSH	-3.16	TSH	+3.79	620-MRPC-3C/52 PH	NDD							51	GAC	WRH	RES
13	120	12	TSH	-3.27	TSH	+3.87	620-MRPC-3C/52 PH	NDD							50	GAC	TEG	RES
15	120	12	TSH	-4.34	TSH	+2.70	620-MRPC-3C/52 PH	NDD							51	GAC	WRH	RES
49	120	12	TSH	-3.46	TSH	+3.22	620-MRPC-3C/52 PH	NDD							50	GAC	KPH	RES
51	120	12	TSH	-5.26	TSH	+2.99	620-MRPC-3C/52 PH	NDD							50	GAC	KPH	RES
85	120	12	TSH	-3.77	TSH	+2.94	620-MRPC-3C/52 PH	NDD							50	GAC	KPH	RES
87	120	12	TSH	+0.00	TSH	+0.00	620-MRPC-3C/52 PH	BDA							50	GAC	KPH	RES
87	120	14	TSH	-4.79	TSH	+3.20	620-MRPC-3C/52 PH	NDD							67	GAC	WRH	RES
121	120	12	TSH	-2.94	TSH	+4.05	620-MRPC-3C/52 PH	NDD							51	GAC	WRH	RES
123	120	12	TSH	-3.20	TSH	+3.81	620-MRPC-3C/52 PH	NDD							51	GAC	WRH	RES
3	122	0	TEC	+0.00	TEH	+0.00	EB-610-LLMC	BDA							19	DLR	TEG	RES
3	122	12	TSH	-3.48	TSH	+3.49	620-MRPC-3C/52 PH	NDD							48	AOS	JHK	RES
3	122	3	TEC	+0.00	TEH	+0.00	EB-610-LLMC	MBM	01H +30.83			0.14 Vpp	108°	1	26	AOS	WJS	LAR
11	122	0	TEC	+0.00	TEH	+0.00	EB-610-LLMC	NDD							17	AOS	JHK	RES
11	122	12	TSH	-3.60	TSH	+3.51	620-MRPC-3C/52 PH	NDD							48	AOS	JHK	RES
27	122	12	TSH	-3.96	TSH	+3.18	620-MRPC-3C/52 PH	NDD							48	AOS	JHK	RES
27	122	0	TEC	+0.00	TEH	+0.00	EB-610-LLMC	DNT	VS4 -0.89			10.06 Vpp	172°	M1	21	DLR	TEG	RES
35	122	0	TEC	+0.00	TEH	+0.00	EB-610-LLMC	NDD							21	DLR	JHK	RES
35	122	12	TSH	-3.79	TSH	+3.15	620-MRPC-3C/52 PH	NDD							48	AOS	JHK	RES
51	122	0	TEC	+0.00	TEH	+0.00	EB-610-LLMC	NDD							21	AOS	JHK	RES
51	122	12	TSH	-4.28	TSH	+2.66	620-MRPC-3C/52 PH	NDD							48	AOS	JHK	RES

Row	Col	Plan	Begin Test	End Test	Probe	Rstr	Ind	Pct	Location	Inch 1	Inch 2	Volts	Deg	Chan	Cal	Oprt	Anlt	Party	
59	122	0	TEC +0.00	TEH +0.00	EB-610-LLMC		NDD									21	AOS	JHK	RES
59	122	12	TSH -4.28	TSH +2.76	620-MRPC-3C/52 PH		NDD									48	AOS	JHK	RES
75	122	0	TEC +0.00	TEH +0.00	EB-610-LLMC		NDD									21	AOS	JHK	RES
75	122	12	TSH -3.64	TSH +3.48	620-MRPC-3C/52 PH		NDD									49	AOS	MEB	RES
83	122	0	TEC +0.00	TEH +0.00	EB-610-LLMC		NDD									20	AOS	JHK	RES
83	122	12	TSH -3.22	TSH +3.89	620-MRPC-3C/52 PH		NDD									49	AOS	MEB	RES
99	122	0	TEC +0.00	TEH +0.00	EB-610-LLMC		NDD									20	AOS	JHK	RES
99	122	12	TSH -3.64	TSH +2.89	620-MRPC-3C/52 PH		NDD									49	AOS	MEB	RES
107	122	0	TEC +0.00	TEH +0.00	EB-610-LLMC		NDD									20	AOS	JHK	RES
107	122	12	TSH -3.62	TSH +3.30	620-MRPC-3C/52 PH		NDD									48	AOS	JHK	RES
58	123	0	TEC +0.00	TEH +0.00	EB-610-LLMC		NDD									21	AOS	JHK	RES
58	123	12	TSH -3.73	TSH +3.17	620-MRPC-3C/52 PH		NDD									48	AOS	JHK	RES
2	125	0	TEH +0.00	TEH +0.00	EB-610-LLMC		NT									21	DLR	TEG	RES
2	125	4	TEC +0.00	TEH +0.00	EB-590-LLMC		NDD									28	GAC	WRH	RES
2	125	12	TSH -3.59	TSH +3.18	620-MRPC-3C/52 PH		NDD									48	AOS	MEB	RES
2	125	2	TSH -3.31	TSH +4.20	+POINT-610-115/36/S80		NDD									72	GAC	KPH	RES
4	125	0	TEC +0.00	TEH +0.00	EB-610-LLMC		NDD									21	DLR	JHK	RES
4	125	12	TSH -3.69	TSH +3.25	620-MRPC-3C/52 PH		NDD									48	AOS	MEB	RES
6	125	0	TEC +0.00	TEH +0.00	EB-610-LLMC		NDD									19	DLR	MEB	RES
6	125	12	TSH -3.01	TSH +4.01	620-MRPC-3C/52 PH		NDD									48	AOS	JHK	RES
6	125	2	TSH -3.50	TSH +4.05	+POINT-610-115/36/S80		NDD									72	GAC	KPH	RES
8	125	0	TEC +0.00	TEH +0.00	EB-610-LLMC		NDD									19	DLR	MEB	RES
8	125	12	TSH -2.98	TSH +4.05	620-MRPC-3C/52 PH		NDD									48	AOS	JHK	RES
10	125	0	TEC +0.00	TEH +0.00	EB-610-LLMC		NDD									21	DLR	JHK	RES
10	125	12	TSH -2.96	TSH +3.90	620-MRPC-3C/52 PH		NDD									48	AOS	JHK	RES
10	125	2	TSH -3.50	TSH +3.43	+POINT-610-115/36/S80		NDD									72	GAC	KPH	RES
12	125	0	TEC +0.00	TEH +0.00	EB-610-LLMC		NDD									21	DLR	JHK	RES
12	125	12	TSH -3.12	TSH +3.96	620-MRPC-3C/52 PH		NDD									48	AOS	JHK	RES
14	125	0	TEC +0.00	TEH +0.00	EB-610-LLMC		NDD									19	DLR	MEB	RES
14	125	12	TSH -3.29	TSH +3.76	620-MRPC-3C/52 PH		NDD									48	AOS	JHK	RES
14	125	2	TSH -4.36	TSH +3.04	+POINT-610-115/36/S80		NDD									73	GAC	KPH	RES
16	125	0	TEC +0.00	TEH +0.00	EB-610-LLMC		NDD									19	DLR	MEB	RES
16	125	12	TSH -3.28	TSH +3.67	620-MRPC-3C/52 PH		NDD									48	AOS	JHK	RES
18	125	0	TEC +0.00	TEH +0.00	EB-610-LLMC		NDD									21	DLR	JHK	RES
18	125	12	TSH -2.95	TSH +4.03	620-MRPC-3C/52 PH		NDD									48	AOS	JHK	RES
18	125	2	TSH -3.45	TSH +3.47	+POINT-610-115/36/S80		NDD									72	GAC	KPH	RES
20	125	0	TEC +0.00	TEH +0.00	EB-610-LLMC		NDD									21	DLR	JHK	RES
20	125	12	TSH -3.47	TSH +3.48	620-MRPC-3C/52 PH		NDD									48	AOS	JHK	RES
22	125	12	TSH -3.34	TSH +3.63	620-MRPC-3C/52 PH		NDD									48	AOS	JHK	RES
22	125	2	TSH -4.39	TSH +3.04	+POINT-610-115/36/S80		NDD									73	GAC	KPH	RES
22	125	0	TEC +0.00	TEH +0.00	EB-610-LLMC		DNT		VS4 +0.90			11.37 Vpp	173°	M1		19	DLR	TEG	RES

Row	Col	Plan	Begin	Test	End	Test	Probe	Rstr	Ind	Pct	Location	Inch 1	Inch 2	Volts	Deg	Chan	Cal	Opri	Anlt	Party	
24	125	12	TSH	-2.98	TSH	+3.97	620-MRPC-3C/52 PH		NDD									49	AOS	MEB	RES
24	125	0	TEC	+0.00	TEH	+0.00	EB-610-LLMC		DNT		VS4 +1.13			6.35 Vpp	174°	M1		19	DLR	TEG	RES
26	125	12	TSH	-3.84	TSH	+2.89	620-MRPC-3C/52 PH		NDD									49	AOS	MEB	RES
26	125	2	TSH	-3.45	TSH	+3.47	+POINT-610-115/36/S80		NDD									72	GAC	KPH	RES
26	125	0	TEC	+0.00	TEH	+0.00	EB-610-LLMC		DNT		VS4 +0.68			5.81 Vpp	174°	M1		21	DLR	TEG	RES
28	125	0	TEC	+0.00	TEH	+0.00	EB-610-LLMC		NDD									21	DLR	JHK	RES
28	125	12	TSH	-3.40	TSH	+3.66	620-MRPC-3C/52 PH		NDD									48	AOS	JHK	RES
30	125	0	TEC	+0.00	TEH	+0.00	EB-610-LLMC		NDD									21	DLR	JHK	RES
30	125	12	TSH	-2.94	TSH	+4.12	620-MRPC-3C/52 PH		NDD									48	AOS	JHK	RES
30	125	2	TSH	-4.35	TSH	+3.04	+POINT-610-115/36/S80		NDD									73	GAC	KPH	RES
32	125	0	TEC	+0.00	TEH	+0.00	EB-610-LLMC		NDD									21	DLR	JHK	RES
32	125	12	TSH	-3.15	TSH	+3.83	620-MRPC-3C/52 PH		NDD									49	AOS	MEB	RES
34	125	0	TEC	+0.00	TEH	+0.00	EB-610-LLMC		NDD									21	DLR	JHK	RES
34	125	12	TSH	-3.50	TSH	+3.53	620-MRPC-3C/52 PH		NDD									49	AOS	MEB	RES
34	125	2	TSH	-3.19	TSH	+3.73	+POINT-610-115/36/S80		NDD									72	GAC	KPH	RES
36	125	0	TEC	+0.00	TEH	+0.00	EB-610-LLMC		NDD									21	DLR	JHK	RES
36	125	12	TSH	-2.82	TSH	+4.25	620-MRPC-3C/52 PH		NDD									48	AOS	JHK	RES
38	125	0	TEC	+0.00	TEH	+0.00	EB-610-LLMC		NDD									21	DLR	JHK	RES
38	125	12	TSH	-3.48	TSH	+3.56	620-MRPC-3C/52 PH		NDD									48	AOS	JHK	RES
38	125	2	TSH	-4.51	TSH	+2.92	+POINT-610-115/36/S80		NDD									73	GAC	KPH	RES
40	125	0	TEC	+0.00	TEH	+0.00	EB-610-LLMC		NDD									21	DLR	JHK	RES
40	125	12	TSH	-3.24	TSH	+3.71	620-MRPC-3C/52 PH		NDD									49	AOS	MEB	RES
42	125	0	TEC	+0.00	TEH	+0.00	EB-610-LLMC		NDD									21	AOS	JHK	RES
42	125	12	TSH	-2.76	TSH	+4.14	620-MRPC-3C/52 PH		NDD									49	AOS	MEB	RES
42	125	2	TSH	-3.55	TSH	+3.42	+POINT-610-115/36/S80		NDD									72	GAC	KPH	RES
44	125	0	TEC	+0.00	TEH	+0.00	EB-610-LLMC		NDD									21	AOS	JHK	RES
44	125	12	TSH	-3.32	TSH	+3.80	620-MRPC-3C/52 PH		NDD									48	AOS	JHK	RES
46	125	0	TEC	+0.00	TEH	+0.00	EB-610-LLMC		NDD									21	AOS	JHK	RES
46	125	12	TSH	-3.32	TSH	+3.74	620-MRPC-3C/52 PH		NDD									48	AOS	JHK	RES
46	125	2	TSH	-4.23	TSH	+3.16	+POINT-610-115/36/S80		NDD									73	GAC	KPH	RES
48	125	0	TEC	+0.00	TEH	+0.00	EB-610-LLMC		NDD									21	AOS	JHK	RES
48	125	12	TSH	-3.78	TSH	+3.08	620-MRPC-3C/52 PH		NDD									49	AOS	MEB	RES
50	125	0	TEC	+0.00	TEH	+0.00	EB-610-LLMC		NDD									21	AOS	JHK	RES
50	125	12	TSH	-3.77	TSH	+3.11	620-MRPC-3C/52 PH		NDD									49	AOS	MEB	RES
50	125	2	TSH	-3.66	TSH	+3.30	+POINT-610-115/36/S80		NDD									72	GAC	KPH	RES
52	125	0	TEC	+0.00	TEH	+0.00	EB-610-LLMC		NDD									21	AOS	JHK	RES
52	125	12	TSH	-3.59	TSH	+3.46	620-MRPC-3C/52 PH		NDD									48	AOS	JHK	RES
54	125	0	TEC	+0.00	TEH	+0.00	EB-610-LLMC		NDD									21	AOS	JHK	RES
54	125	12	TSH	+0.00	TSH	+0.00	620-MRPC-3C/52 PH		BDA									48	AOS	WJS	RES
54	125	14	TSH	-4.45	TSH	+3.35	620-MRPC-3C/52 PH		NDD									67	GAC	WJS	RES
54	125	2	TSH	-4.40	TSH	+2.99	+POINT-610-115/36/S80		NDD									73	GAC	KPH	RES

Row	Col	Plan	Begin Test	End Test	Probe	Rstr	Ind	Pct	Location	Inch 1	Inch 2	Volts	Deg	Chan	Cal	Opri	Anlt	Party	
56	125	0	TEC +0.00	TEH +0.00	EB-610-LLMC		NDD									19	AOS	MEB	RES
56	125	12	TSH -3.80	TSH +2.92	620-MRPC-3C/52 PH		NDD									49	AOS	MEB	RES
58	125	12	TSH +2.00	TSH +2.00	620-MRPC-3C/52 PH		BDA									49	AOS	WJS	RES
58	125	2	TSH -3.47	TSH +3.53	+POINT-610-115/36/S80		NDD									72	GAC	KPH	RES
58	125	0	TEC +0.00	TEH +0.00	EB-610-LLMC		MBM		03C +17.06			0.33 Vpp	142°	1		19	AOS	MEB	RES
58	125	14	TSH -4.16	TSH +3.57	620-MRPC-3C/52 PH		MBM		TSH -2.92			1.11 Vpp	158°	0.97x118°	4	67	GAC	WJS	RES
60	125	0	TEC +0.00	TEH +0.00	EB-610-LLMC		NDD									21	AOS	JHK	RES
60	125	12	TSH -3.26	TSH +3.81	620-MRPC-3C/52 PH		NDD									48	AOS	JHK	RES
62	125	0	TEC +0.00	TEH +0.00	EB-610-LLMC		NDD									21	AOS	JHK	RES
62	125	12	TSH -4.02	TSH +3.09	620-MRPC-3C/52 PH		NDD									48	AOS	JHK	RES
62	125	2	TSH -4.28	TSH +3.07	+POINT-610-115/36/S80		NDD									73	GAC	KPH	RES
64	125	0	TEC +0.00	TEH +0.00	EB-610-LLMC		NDD									19	AOS	MEB	RES
64	125	12	TSH -3.33	TSH +3.70	620-MRPC-3C/52 PH		NDD									49	AOS	MEB	RES
66	125	0	TEC +0.00	TEH +0.00	EB-610-LLMC		NDD									19	AOS	MEB	RES
66	125	12	TSH -3.94	TSH +2.69	620-MRPC-3C/52 PH		NDD									49	AOS	MEB	RES
66	125	2	TSH -3.89	TSH +3.15	+POINT-610-115/36/S80		NDD									72	GAC	KPH	RES
68	125	0	TEC +0.00	TEH +0.00	EB-610-LLMC		NDD									21	AOS	JHK	RES
68	125	12	TSH -3.77	TSH +3.31	620-MRPC-3C/52 PH		NDD									48	AOS	JHK	RES
70	125	0	TEC +0.00	TEH +0.00	EB-610-LLMC		NDD									21	AOS	JHK	RES
70	125	12	TSH -3.65	TSH +3.48	620-MRPC-3C/52 PH		NDD									48	AOS	JHK	RES
70	125	2	TSH -4.12	TSH +3.24	+POINT-610-115/36/S80		NDD									73	GAC	KPH	RES
72	125	0	TEC +0.00	TEH +0.00	EB-610-LLMC		NDD									19	AOS	MEB	RES
72	125	12	TSH -3.84	TSH +2.85	620-MRPC-3C/52 PH		NDD									49	AOS	MEB	RES
74	125	0	TEC +0.00	TEH +0.00	EB-610-LLMC		NDD									19	AOS	MEB	RES
74	125	12	TSH -3.62	TSH +3.16	620-MRPC-3C/52 PH		NDD									49	AOS	MEB	RES
74	125	2	TSH -3.64	TSH +3.44	+POINT-610-115/36/S80		NDD									72	GAC	KPH	RES
76	125	0	TEC +0.00	TEH +0.00	EB-610-LLMC		NDD									21	AOS	JHK	RES
76	125	12	TSH -3.42	TSH +3.62	620-MRPC-3C/52 PH		NDD									48	AOS	JHK	RES
78	125	0	TEC +0.00	TEH +0.00	EB-610-LLMC		NDD									21	AOS	JHK	RES
78	125	12	TSH -3.53	TSH +3.44	620-MRPC-3C/52 PH		NDD									48	AOS	JHK	RES
78	125	2	TSH -3.93	TSH +3.42	+POINT-610-115/36/S80		NDD									73	GAC	KPH	RES
80	125	0	TEC +0.00	TEH +0.00	EB-610-LLMC		NDD									19	AOS	MEB	RES
80	125	12	TSH -3.33	TSH +3.46	620-MRPC-3C/52 PH		NDD									49	AOS	MEB	RES
82	125	0	TEC +0.00	TEH +0.00	EB-610-LLMC		NDD									19	AOS	MEB	RES
82	125	12	TSH -3.59	TSH +3.13	620-MRPC-3C/52 PH		NDD									49	AOS	MEB	RES
82	125	2	TSH -3.43	TSH +3.66	+POINT-610-115/36/S80		NDD									72	GAC	KPH	RES
84	125	0	TEC +0.00	TEH +0.00	EB-610-LLMC		NDD									21	AOS	JHK	RES
84	125	12	TSH -3.73	TSH +3.33	620-MRPC-3C/52 PH		NDD									48	AOS	JHK	RES
86	125	0	TEC +0.00	TEH +0.00	EB-610-LLMC		NDD									21	AOS	JHK	RES
86	125	12	TSH -3.35	TSH +3.71	620-MRPC-3C/52 PH		NDD									48	AOS	JHK	RES
86	125	2	TSH -3.73	TSH +3.62	+POINT-610-115/36/S80		NDD									73	GAC	KPH	RES

Row	Col	Plan	Begin Test	End Test	Probe	Rstr	Ind	Pct	Location	Inch 1	Inch 2	Volts	Deg	Chan	Cal	Oprt	Anlt	Party	
88	125	0	TEC +0.00	TEH +0.00	EB-610-LLMC											19	AOS	MEB	RES
88	125	12	TSH -3.76	TSH +2.95	620-MRPC-3C/52 PH											49	AOS	MEB	RES
90	125	0	TEC +0.00	TEH +0.00	EB-610-LLMC											19	AOS	MEB	RES
90	125	12	TSH -3.41	TSH +3.23	620-MRPC-3C/52 PH											49	AOS	MEB	RES
90	125	2	TSH -3.53	TSH +3.49	+POINT-610-115/36/S80											72	GAC	KPH	RES
92	125	0	TEC +0.00	TEH +0.00	EB-610-LLMC											21	AOS	JHK	RES
92	125	12	TSH -3.67	TSH +3.33	620-MRPC-3C/52 PH											48	AOS	JHK	RES
94	125	0	TEC +0.00	TEH +0.00	EB-610-LLMC											21	AOS	JHK	RES
94	125	12	TSH -3.67	TSH +3.26	620-MRPC-3C/52 PH											48	AOS	JHK	RES
94	125	2	TSH -3.99	TSH +3.37	+POINT-610-115/36/S80											73	GAC	KPH	RES
96	125	0	TEC +0.00	TEH +0.00	EB-610-LLMC											19	AOS	MEB	RES
96	125	12	TSH -3.98	TSH +2.83	620-MRPC-3C/52 PH											49	AOS	MEB	RES
98	125	0	TEC +0.00	TEH +0.00	EB-610-LLMC											19	AOS	MEB	RES
98	125	12	TSH -3.65	TSH +3.20	620-MRPC-3C/52 PH											49	AOS	MEB	RES
98	125	2	TSH -3.64	TSH +3.33	+POINT-610-115/36/S80											72	GAC	KPH	RES
100	125	0	TEC +0.00	TEH +0.00	EB-610-LLMC											21	AOS	JHK	RES
100	125	12	TSH -3.48	TSH +3.48	620-MRPC-3C/52 PH											48	AOS	JHK	RES
102	125	0	TEC +0.00	TEH +0.00	EB-610-LLMC											21	AOS	JHK	RES
102	125	12	TSH -3.27	TSH +3.75	620-MRPC-3C/52 PH											48	AOS	JHK	RES
102	125	2	TSH -4.00	TSH +3.36	+POINT-610-115/36/S80											73	GAC	KPH	RES
104	125	0	TEC +0.00	TEH +0.00	EB-610-LLMC											19	AOS	MEB	RES
104	125	12	TSH -3.63	TSH +3.28	620-MRPC-3C/52 PH											49	AOS	MEB	RES
106	125	0	TEC +0.00	TEH +0.00	EB-610-LLMC											19	AOS	MEB	RES
106	125	12	TSH -3.39	TSH +3.53	620-MRPC-3C/52 PH											49	AOS	MEB	RES
106	125	2	TSH -3.55	TSH +3.37	+POINT-610-115/36/S80											72	GAC	KPH	RES
108	125	0	TEC +0.00	TEH +0.00	EB-610-LLMC											21	DLR	KPH	RES
108	125	12	TSH -3.50	TSH +3.47	620-MRPC-3C/52 PH											48	AOS	JHK	RES
110	125	12	TSH -3.88	TSH +3.05	620-MRPC-3C/52 PH											48	AOS	JHK	RES
110	125	2	TSH -4.01	TSH +3.36	+POINT-610-115/36/S80											73	GAC	KPH	RES
110	125	0	TEC +0.00	TEH +0.00	EB-610-LLMC				VS6 +15.90			5.68 Vpp 180°		M1	21	DLR	TEG	RES	
112	125	0	TEC +0.00	TEH +0.00	EB-610-LLMC											19	DLR	WRH	RES
112	125	12	TSH -3.29	TSH +3.47	620-MRPC-3C/52 PH											49	AOS	MEB	RES
114	125	0	TEC +0.00	TEH +0.00	EB-610-LLMC											19	DLR	WRH	RES
114	125	12	TSH -3.69	TSH +3.25	620-MRPC-3C/52 PH											49	AOS	MEB	RES
114	125	2	TSH -3.05	TSH +3.93	+POINT-610-115/36/S80											72	GAC	KPH	RES
116	125	0	TEC +0.00	TEH +0.00	EB-610-LLMC											21	DLR	KPH	RES
116	125	12	TSH -3.68	TSH +3.25	620-MRPC-3C/52 PH											48	AOS	JHK	RES
118	125	12	TSH -3.81	TSH +3.29	620-MRPC-3C/52 PH											49	AOS	MEB	RES
118	125	2	TSH -3.44	TSH +3.91	+POINT-610-115/36/S80											73	GAC	KPH	RES
118	125	0	TEC +0.00	TEH +0.00	EB-610-LLMC				VS1 +0.00			8.71 Vpp 177°		M1	21	DLR	TEG	RES	
5	128	0	TEC +0.00	TEH +0.00	EB-610-LLMC											21	DLR	KPH	RES

Row	Col	Plan	Begin Test	End Test	Probe	Rstr	Ind	Pct	Location	Inch 1	Inch 2	Volts	Deg	Chan	Cal	Opri	Anlt	Party	
5	128	12	TSH -3.38	TSH +3.39	620-MRPC-3C/52 PH		NDD									48	AOS	MEB	RES
9	128	12	TSH -2.69	TSH +4.10	620-MRPC-3C/52 PH		NDD									48	AOS	MEB	RES
9	128	0	TEC +0.00	TEH +0.00	EB-610-LLMC		MBM		TSC +24.41			0.83 Vpp	162°	1		21	DLR	TEG	RES
9	128	0	TEC +0.00	TEH +0.00	EB-610-LLMC		MMB		03C +29.44			0.36 Vpp	158°	1		21	DLR	TEG	RES
17	128	0	TEC +0.00	TEH +0.00	EB-610-LLMC		NDD									21	DLR	KPH	RES
17	128	12	TSH -3.04	TSH +3.91	620-MRPC-3C/52 PH		NDD									48	AOS	MEB	RES
21	128	0	TEC +0.00	TEH +0.00	EB-610-LLMC		NDD									21	DLR	KPH	RES
21	128	12	TSH -3.20	TSH +3.53	620-MRPC-3C/52 PH		NDD									49	AOS	MEB	RES
29	128	0	TEC +0.00	TEH +0.00	EB-610-LLMC		NDD									21	DLR	KPH	RES
29	128	12	TSH -3.76	TSH +3.00	620-MRPC-3C/52 PH		NDD									48	AOS	MEB	RES
33	128	0	TEC +0.00	TEH +0.00	EB-610-LLMC		NDD									21	DLR	KPH	RES
33	128	12	TSH -3.67	TSH +3.07	620-MRPC-3C/52 PH		NDD									49	AOS	MEB	RES
41	128	0	TEC +0.00	TEH +0.00	EB-610-LLMC		NDD									21	DLR	KPH	RES
41	128	12	TSH -2.98	TSH +3.87	620-MRPC-3C/52 PH		NDD									48	AOS	MEB	RES
45	128	0	TEC +0.00	TEH +0.00	EB-610-LLMC		NDD									21	DLR	KPH	RES
45	128	12	TSH -3.27	TSH +3.60	620-MRPC-3C/52 PH		NDD									49	AOS	MEB	RES
53	128	0	TEC +0.00	TEH +0.00	EB-610-LLMC		NDD									21	DLR	KPH	RES
53	128	12	TSH -3.88	TSH +2.94	620-MRPC-3C/52 PH		NDD									48	AOS	MEB	RES
57	128	0	TEC +0.00	TEH +0.00	EB-610-LLMC		NDD									21	DLR	KPH	RES
57	128	12	TSH -4.17	TSH +2.81	620-MRPC-3C/52 PH		NDD									49	AOS	MEB	RES
65	128	0	TEC +0.00	TEH +0.00	EB-610-LLMC		NDD									21	DLR	KPH	RES
65	128	12	TSH -2.83	TSH +3.79	620-MRPC-3C/52 PH		NDD									48	AOS	MEB	RES
69	128	0	TEC +0.00	TEH +0.00	EB-610-LLMC		NDD									21	DLR	KPH	RES
69	128	12	TSH -3.43	TSH +3.61	620-MRPC-3C/52 PH		NDD									49	AOS	MEB	RES
77	128	0	TEC +0.00	TEH +0.00	EB-610-LLMC		NDD									21	DLR	KPH	RES
77	128	12	TSH -3.63	TSH +3.38	620-MRPC-3C/52 PH		NDD									48	AOS	MEB	RES
81	128	0	TEC +0.00	TEH +0.00	EB-610-LLMC		NDD									21	DLR	KPH	RES
81	128	12	TSH -3.87	TSH +3.25	620-MRPC-3C/52 PH		NDD									49	AOS	MEB	RES
89	128	0	TEC +0.00	TEH +0.00	EB-610-LLMC		NDD									21	DLR	KPH	RES
89	128	12	TSH -3.32	TSH +3.47	620-MRPC-3C/52 PH		NDD									48	AOS	MEB	RES
93	128	0	TEC +0.00	TEH +0.00	EB-610-LLMC		NDD									21	DLR	KPH	RES
93	128	12	TSH -3.63	TSH +3.37	620-MRPC-3C/52 PH		NDD									49	AOS	MEB	RES
101	128	0	TEC +0.00	TEH +0.00	EB-610-LLMC		NDD									21	DLR	KPH	RES
101	128	12	TSH -2.90	TSH +4.00	620-MRPC-3C/52 PH		NDD									48	AOS	WJS	RES
105	128	0	TEC +0.00	TEH +0.00	EB-610-LLMC		NDD									19	DLR	WRH	RES
105	128	12	TSH -3.11	TSH +3.83	620-MRPC-3C/52 PH		NDD									49	AOS	MEB	RES
113	128	0	TEC +0.00	TEH +0.00	EB-610-LLMC		NDD									21	DLR	KPH	RES
113	128	12	TSH -3.89	TSH +2.95	620-MRPC-3C/52 PH		NDD									48	AOS	MEB	RES
4	129	0	OSH +0.00	TEH +0.00	EB-610-LLMC	RST	NDD									19	DLR	WRH	RES
4	129	4	TEC +0.00	TEH +0.00	EB-590-LLMC		NDD									28	GAC	WRH	RES
4	129	1	TSH -2.37	TSH +2.61	620-MRPC-3C/52 PH		NDD									45	AOS	JHK	RES

Row	Col	Plan	Begin Test	End Test	Probe	Rstr	Ind	Pct	Location	Inch 1	Inch 2	Volts	Deg	Chan	Cal	Oprt	Anlt	Party
93	130	0	TEC +0.00	TEH +0.00	EB-610-LLMC		PCT	14	VS4 +0.84			1.38 Vvm		M3	21	DLR	TEG	RES
2	131	0	OSH +0.00	TEH +0.00	EB-610-LLMC	RST	NDD								21	DLR	TEG	RES
2	131	4	TEC +0.00	O2C +0.00	EB-590-LLMC		NDD								28	GAC	WRH	RES
2	131	5	TEC +0.00	TEH +0.00	EB-590-LLMC		NDD								29	AOS	JHK	RES
2	131	7	TEC +0.00	TEH +0.00	EB-590-LLMC		NDD								31	AOS	MEB	RES
2	131	1	TSH -2.32	TSH +2.56	620-MRPC-3C/52 PH		NDD								45	AOS	JHK	RES
4	131	0	TEC +0.00	TEH +0.00	EB-610-LLMC		NDD								21	DLR	KPH	RES
4	131	1	TSH -2.25	TSH +2.64	620-MRPC-3C/52 PH		NDD								45	AOS	JHK	RES
6	131	0	TEC +0.00	TEH +0.00	EB-610-LLMC		NDD								21	DLR	KPH	RES
6	131	1	TSH -2.49	TSH +2.45	620-MRPC-3C/52 PH		NDD								46	AOS	MEB	RES
8	131	0	TEC +0.00	TEH +0.00	EB-610-LLMC		NDD								21	DLR	KPH	RES
8	131	1	TSH -2.06	TSH +2.78	620-MRPC-3C/52 PH		NDD								45	AOS	JHK	RES
12	131	1	TSH -2.32	TSH +2.58	620-MRPC-3C/52 PH		NDD								45	AOS	WJS	RES
12	131	0	TEC +0.00	TEH +0.00	EB-610-LLMC		DNT		DBH +2.03			10.61 Vpp	178°	M1	21	DLR	TEG	RES
14	131	1	TSH -2.19	TSH +2.68	620-MRPC-3C/52 PH		NDD								45	AOS	WJS	RES
14	131	0	TEC +0.00	TEH +0.00	EB-610-LLMC		MBM		04C +19.57			0.35 Vpp	141°	1	21	DLR	KPH	RES
16	131	0	TEC +0.00	TEH +0.00	EB-610-LLMC		NDD								21	DLR	KPH	RES
16	131	1	TSH -2.69	TSH +2.22	620-MRPC-3C/52 PH		NDD								46	AOS	MEB	RES
16	131	2	TSH -3.47	TSH +4.13	+POINT-610-115/36/S80		NDD								72	GAC	KPH	RES
18	131	0	TEC +0.00	TEH +0.00	EB-610-LLMC		NDD								21	DLR	KPH	RES
18	131	1	TSH -2.54	TSH +2.33	620-MRPC-3C/52 PH		NDD								46	AOS	MEB	RES
20	131	0	TEC +0.00	TEH +0.00	EB-610-LLMC		NDD								19	DLR	WRH	RES
20	131	1	TSH -2.32	TSH +2.69	620-MRPC-3C/52 PH		NDD								45	AOS	JHK	RES
22	131	1	TSH -2.31	TSH +2.65	620-MRPC-3C/52 PH		NDD								45	AOS	JHK	RES
22	131	0	TEC +0.00	TEH +0.00	EB-610-LLMC		DNT		VS4 +0.00			7.41 Vpp	177°	M1	21	DLR	TEG	RES
26	131	1	TSH -2.88	TSH +2.13	620-MRPC-3C/52 PH		NDD								46	AOS	MEB	RES
26	131	0	TEC +0.00	TEH +0.00	EB-610-LLMC		DNT		VS4 +0.47			7.94 Vpp	175°	M1	19	DLR	TEG	RES
28	131	0	TEC +0.00	TEH +0.00	EB-610-LLMC		NDD								21	DLR	KPH	RES
28	131	1	TSH -2.38	TSH +2.64	620-MRPC-3C/52 PH		NDD								45	AOS	JHK	RES
30	131	0	TEC +0.00	TEH +0.00	EB-610-LLMC		NDD								21	DLR	KPH	RES
30	131	1	TSH -2.97	TSH +2.02	620-MRPC-3C/52 PH		NDD								45	AOS	JHK	RES
32	131	1	TSH -2.42	TSH +2.52	620-MRPC-3C/52 PH		NDD								46	AOS	MEB	RES
32	131	0	TEC +0.00	TEH +0.00	EB-610-LLMC		MBM		05C +3.33			0.29 Vmr	149°	1	19	DLR	TEG	RES
34	131	1	TSH -2.58	TSH +2.35	620-MRPC-3C/52 PH		NDD								46	AOS	MEB	RES
34	131	0	TEC +0.00	TEH +0.00	EB-610-LLMC		MBM		TSC +9.64			0.69 Vpp	23°	1	19	DLR	TEG	RES
36	131	0	TEC +0.00	TEH +0.00	EB-610-LLMC		NDD								21	DLR	KPH	RES
36	131	1	TSH -2.25	TSH +2.57	620-MRPC-3C/52 PH		BDA								45	AOS	WJS	RES
36	131	14	TSH -3.87	TSH +4.09	620-MRPC-3C/52 PH		NDD								67	GAC	JHK	RES
40	131	0	TEC +0.00	TEH +0.00	EB-610-LLMC		NDD								19	DLR	WRH	RES
40	131	1	TSH -2.91	TSH +2.07	620-MRPC-3C/52 PH		NDD								46	AOS	MEB	RES
42	131	0	TEC +0.00	TEH +0.00	EB-610-LLMC		NDD								21	DLR	KPH	RES

Row	Col	Plan	Begin Test	End Test	Probe	Rstr	Ind	Pct	Location	Inch 1	Inch 2	Volts	Deg	Chan	Cal	Oprt	Anlt	Party
42	131	1	TSH -2.26	TSH +2.78	620-MRPC-3C/52 PH		NDD								45	AOS	JHK	RES
44	131	0	TEC +0.00	TEH +0.00	EB-610-LLMC		NDD								21	DLR	KPH	RES
44	131	1	TSH -2.62	TSH +2.31	620-MRPC-3C/52 PH		NDD								45	AOS	JHK	RES
44	131	2	TSH -3.80	TSH +3.72	+POINT-610-115/36/S80		NDD								72	GAC	KPH	RES
46	131	0	TEC +0.00	TEH +0.00	EB-610-LLMC		NDD								19	DLR	WRH	RES
46	131	1	TSH -2.29	TSH +2.56	620-MRPC-3C/52 PH		NDD								46	AOS	MEB	RES
48	131	0	TEC +0.00	TEH +0.00	EB-610-LLMC		NDD								19	DLR	WRH	RES
48	131	1	TSH -2.29	TSH +2.52	620-MRPC-3C/52 PH		NDD								46	AOS	MEB	RES
50	131	0	TEC +0.00	TEH +0.00	EB-610-LLMC		NDD								21	DLR	KPH	RES
50	131	1	TSH -2.60	TSH +2.30	620-MRPC-3C/52 PH		NDD								45	AOS	JHK	RES
54	131	0	TEC +0.00	TEH +0.00	EB-610-LLMC		NDD								19	DLR	WRH	RES
54	131	1	TSH -2.53	TSH +2.40	620-MRPC-3C/52 PH		NDD								46	AOS	MEB	RES
56	131	0	TEC +0.00	TEH +0.00	EB-610-LLMC		NDD								21	DLR	KPH	RES
56	131	1	TSH -2.47	TSH +2.46	620-MRPC-3C/52 PH		NDD								45	AOS	JHK	RES
58	131	0	TEC +0.00	TEH +0.00	EB-610-LLMC		NDD								21	DLR	KPH	RES
58	131	1	TSH -2.19	TSH +2.73	620-MRPC-3C/52 PH		NDD								45	AOS	JHK	RES
60	131	0	TEC +0.00	TEH +0.00	EB-610-LLMC		NDD								19	DLR	WRH	RES
60	131	1	TSH -2.50	TSH +2.53	620-MRPC-3C/52 PH		NDD								46	AOS	MEB	RES
62	131	0	TEC +0.00	TEH +0.00	EB-610-LLMC		NDD								19	DLR	WRH	RES
62	131	1	TSH -2.74	TSH +2.27	620-MRPC-3C/52 PH		NDD								46	AOS	MEB	RES
64	131	0	TEC +0.00	TEH +0.00	EB-610-LLMC		NDD								21	DLR	KPH	RES
64	131	1	TSH -2.25	TSH +2.70	620-MRPC-3C/52 PH		NDD								45	AOS	JHK	RES
68	131	0	TEC +0.00	TEH +0.00	EB-610-LLMC		NDD								19	DLR	WRH	RES
68	131	1	TSH -3.06	TSH +1.98	620-MRPC-3C/52 PH		NDD								46	AOS	MEB	RES
70	131	0	TEC +0.00	TEH +0.00	EB-610-LLMC		NDD								21	AOS	JHK	RES
70	131	1	TSH -2.38	TSH +2.46	620-MRPC-3C/52 PH		NDD								45	AOS	JHK	RES
72	131	0	TEC +0.00	TEH +0.00	EB-610-LLMC		NDD								21	DLR	KPH	RES
72	131	1	TSH -2.11	TSH +2.80	620-MRPC-3C/52 PH		NDD								45	AOS	JHK	RES
74	131	0	TEC +0.00	TEH +0.00	EB-610-LLMC		NDD								19	AOS	MEB	RES
74	131	1	TSH -2.61	TSH +2.41	620-MRPC-3C/52 PH		NDD								46	AOS	MEB	RES
74	131	2	TSH -3.25	TSH +4.30	+POINT-610-115/36/S80		NDD								72	GAC	KPH	RES
76	131	0	TEC +0.00	TEH +0.00	EB-610-LLMC		NDD								19	DLR	WRH	RES
76	131	1	TSH -2.48	TSH +2.48	620-MRPC-3C/52 PH		NDD								46	AOS	MEB	RES
78	131	0	TEC +0.00	TEH +0.00	EB-610-LLMC		NDD								21	DLR	KPH	RES
78	131	1	TSH -2.29	TSH +2.61	620-MRPC-3C/52 PH		NDD								45	AOS	JHK	RES
82	131	0	TEC +0.00	TEH +0.00	EB-610-LLMC		NDD								19	DLR	WRH	RES
82	131	1	TSH -2.48	TSH +2.39	620-MRPC-3C/52 PH		NDD								46	AOS	MEB	RES
84	131	0	TEC +0.00	TEH +0.00	EB-610-LLMC		NDD								21	DLR	KPH	RES
84	131	1	TSH -2.24	TSH +2.62	620-MRPC-3C/52 PH		NDD								45	AOS	JHK	RES
86	131	0	TEC +0.00	TEH +0.00	EB-610-LLMC		NDD								21	DLR	KPH	RES
86	131	1	TSH -2.25	TSH +2.58	620-MRPC-3C/52 PH		NDD								45	AOS	JHK	RES

Row	Col	Plan	Begin Test	End Test	Probe	Rstr	Ind	Pct	Location	Inch 1	Inch 2	Volts	Deg	Chan	Cal	Oprt	Anlt	Party	
88	131	0	TEC +0.00	TEH +0.00	EB-610-LLMC		NDD									21	DLR	KPH	RES
88	131	1	TSH -2.32	TSH +2.56	620-MRPC-3C/52 PH		NDD									46	AOS	MEB	RES
90	131	0	TEC +0.00	TEH +0.00	EB-610-LLMC		NDD									19	DLR	WRH	RES
90	131	1	TSH -2.42	TSH +2.50	620-MRPC-3C/52 PH		NDD									46	AOS	MEB	RES
92	131	0	TEC +0.00	TEH +0.00	EB-610-LLMC		NDD									19	DLR	WRH	RES
92	131	1	TSH -2.46	TSH +2.41	620-MRPC-3C/52 PH		NDD									45	AOS	JHK	RES
96	131	0	TEC +0.00	TEH +0.00	EB-610-LLMC		NDD									21	DLR	KPH	RES
96	131	1	TSH +0.00	TSH +0.00	620-MRPC-3C/52 PH		BDA									46	AOS	KPH	RES
96	131	14	TSH -5.08	TSH +2.69	620-MRPC-3C/52 PH		NDD									67	GAC	WJS	RES
98	131	0	TEC +0.00	TEH +0.00	EB-610-LLMC		NDD									21	DLR	KPH	RES
98	131	1	TSH -2.43	TSH +2.44	620-MRPC-3C/52 PH		NDD									45	AOS	JHK	RES
100	131	0	TEC +0.00	TEH +0.00	EB-610-LLMC		NDD									19	DLR	WRH	RES
100	131	12	TSH -3.26	TSH +3.45	620-MRPC-3C/52 PH		NDD									48	AOS	MEB	RES
102	131	0	TEC +0.00	TEH +0.00	EB-610-LLMC		NDD									19	DLR	WRH	RES
102	131	1	TSH -2.84	TSH +2.13	620-MRPC-3C/52 PH		NDD									46	AOS	MEB	RES
104	131	0	TEC +0.00	TEH +0.00	EB-610-LLMC		NDD									21	DLR	KPH	RES
104	131	12	TSH -3.54	TSH +3.50	620-MRPC-3C/52 PH		NDD									49	AOS	MEB	RES
106	131	0	TEC +0.00	TEH +0.00	EB-610-LLMC		NDD									21	DLR	KPH	RES
106	131	12	TSH -3.57	TSH +3.36	620-MRPC-3C/52 PH		NDD									48	AOS	MEB	RES
110	131	0	TEC +0.00	TEH +0.00	EB-610-LLMC		NDD									19	DLR	WRH	RES
110	131	12	TSH -3.89	TSH +3.05	620-MRPC-3C/52 PH		NDD									49	AOS	MEB	RES
3	134	1	TSH -2.22	TSH +2.74	620-MRPC-3C/52 PH		NDD									45	AOS	JHK	RES
3	134	4	TEC +0.00	TEH +0.00	EB-590-LLMC	MBM		01C	+9.44			0.22 Vpp	90°	1	28	GAC	TEG	RES	
3	134	4	TEC +0.00	TEH +0.00	EB-590-LLMC	MBM		03C	+30.74			0.43 Vpp	144°	1	28	GAC	TEG	RES	
3	134	4	TEC +0.00	TEH +0.00	EB-590-LLMC	MBM		03C	+36.58			0.38 Vpp	159°	1	28	GAC	TEG	RES	
3	134	4	TEC +0.00	TEH +0.00	EB-590-LLMC	INF		04C	-1.10			0.54 Vpp	51°	1	28	GAC	TEG	RES	
3	134	4	TEC +0.00	TEH +0.00	EB-590-LLMC	MBM		01H	+7.51			0.37 Vpp	155°	1	28	GAC	TEG	RES	
3	134	4	TEC +0.00	TEH +0.00	EB-590-LLMC	MBM		01H	+4.36			0.40 Vpp	154°	1	28	GAC	TEG	RES	
3	134	0	05H +0.00	TEH +0.00	EB-610-LLMC	MBM		01H	+7.78			0.25 Vpp	158°	1	22	DLR	TEG	LAR	
3	134	0	05H +0.00	TEH +0.00	EB-610-LLMC	INF		05H	+0.00			4.10 Vpp	68°	7	22	DLR	TEG	LAR	
11	134	0	TEC +0.00	TEH +0.00	EB-610-LLMC		NDD									22	DLR	KPH	RES
11	134	1	TSH -2.31	TSH +2.61	620-MRPC-3C/52 PH		NDD									45	AOS	JHK	RES
15	134	0	TEC +0.00	TEH +0.00	EB-610-LLMC		NDD									23	DLR	MAR	RES
15	134	1	TSH -2.49	TSH +2.27	620-MRPC-3C/52 PH		NDD									46	AOS	MEB	RES
23	134	0	TEC +0.00	TEH +0.00	EB-610-LLMC		NDD									22	DLR	KPH	RES
23	134	1	TSH -2.98	TSH +2.00	620-MRPC-3C/52 PH		NDD									45	AOS	JHK	RES
27	134	0	TEC +0.00	TEH +0.00	EB-610-LLMC		NDD									23	DLR	WRH	RES
27	134	1	TSH -2.79	TSH +2.10	620-MRPC-3C/52 PH		NDD									46	AOS	MEB	RES
35	134	0	TEC +0.00	TEH +0.00	EB-610-LLMC		NDD									22	DLR	KPH	RES
35	134	1	TSH -2.48	TSH +2.36	620-MRPC-3C/52 PH		NDD									45	AOS	JHK	RES
39	134	0	TEC +0.00	TEH +0.00	EB-610-LLMC		NDD									23	DLR	WRH	RES

Row	Col	Plan	Begin Test	End Test	Probe	Rstr	Ind	Pct	Location	Inch 1	Inch 2	Volts	Deg	Chan	Cal	Oprt	Anlt	Party			
39	134	1	TSH	-2.87	TSH	+2.04			620-MRPC-3C/52 PH									46	AOS	MEB	RES
47	134	0	TEC	+0.00	TEH	+0.00			EB-610-LLMC									22	DLR	KPH	RES
47	134	1	TSH	-2.52	TSH	+2.38			620-MRPC-3C/52 PH									45	AOS	JHK	RES
51	134	0	TEC	+0.00	TEH	+0.00			EB-610-LLMC									23	DLR	WRH	RES
51	134	1	TSH	-2.73	TSH	+2.43			620-MRPC-3C/52 PH									46	AOS	WJS	RES
59	134	0	TEC	+0.00	TEH	+0.00			EB-610-LLMC									22	DLR	KPH	RES
59	134	1	TSH	-2.81	TSH	+2.05			620-MRPC-3C/52 PH									45	AOS	JHK	RES
63	134	0	TEC	+0.00	TEH	+0.00			EB-610-LLMC									23	DLR	WRH	RES
63	134	1	TSH	-2.79	TSH	+2.24			620-MRPC-3C/52 PH									46	AOS	WJS	RES
71	134	0	TEC	+0.00	TEH	+0.00			EB-610-LLMC									22	DLR	KPH	RES
71	134	1	TSH	-2.39	TSH	+2.52			620-MRPC-3C/52 PH									45	AOS	JHK	RES
75	134	0	TEC	+0.00	TEH	+0.00			EB-610-LLMC									23	DLR	WRH	RES
75	134	1	TSH	-2.70	TSH	+2.09			620-MRPC-3C/52 PH									46	AOS	MEB	RES
83	134	0	TEC	+0.00	TEH	+0.00			EB-610-LLMC									22	DLR	KPH	RES
83	134	1	TSH	-2.22	TSH	+2.66			620-MRPC-3C/52 PH									45	AOS	JHK	RES
87	134	0	TEC	+0.00	TEH	+0.00			EB-610-LLMC									23	DLR	WRH	RES
87	134	1	TSH	-2.40	TSH	+2.48			620-MRPC-3C/52 PH									46	AOS	MEB	RES
95	134	0	TEC	+0.00	TEH	+0.00			EB-610-LLMC									22	DLR	KPH	RES
95	134	1	TSH	-2.23	TSH	+2.73			620-MRPC-3C/52 PH									45	AOS	JHK	RES
99	134	0	TEC	+0.00	TSH	+0.00			EB-610-LLMC									23	DLR	WRH	RES
99	134	3	01H	+0.00	TEH	+0.00			EB-610-LLMC									26	AOS	WJS	RES
99	134	1	TSH	-2.03	TSH	+2.42			620-MRPC-3C/52 PH									46	AOS	MEB	RES
107	134	0	TEC	+0.00	TEH	+0.00			EB-610-LLMC									22	DLR	KPH	RES
107	134	1	TSH	-2.38	TSH	+2.32			620-MRPC-3C/52 PH									46	AOS	MEB	RES
31	136	12	TSH	-4.17	TSH	+1.79			620-MRPC-3C/52 PH									84	AOS	JHK	RES
33	136	12	TSH	-4.84	TSH	+2.12			620-MRPC-3C/52 PH									84	AOS	WJS	RES
33	136	19	TSH	-2.81	TSH	+3.31			620-MRPC-3C/52 PH									92	GAC	KPH	RES
67	136	19	TSH	-3.43	TSH	+2.70			620-MRPC-3C/52 PH									92	GAC	KPH	RES
69	136	12	TSH	-4.00	TSH	+1.96			620-MRPC-3C/52 PH									84	AOS	JHK	RES
2	137	0	OSH	+0.00	TEH	+0.00			EB-610-LLMC	RST								22	DLR	KPH	RES
2	137	4	TEC	+0.00	TEH	+0.00			EB-590-LLMC									28	GAC	WRH	RES
2	137	2	TSH	-2.92	TSH	+4.60			+POINT-610-115/36/S80									72	GAC	KPH	RES
2	137	12	TSH	-2.76	TSH	+3.20			620-MRPC-3C/52 PH									84	AOS	JHK	RES
4	137	0	OSH	+0.00	TEH	+0.00			EB-610-LLMC	RST								22	DLR	MAR	RES
4	137	4	TEC	+0.00	TEH	+0.00			EB-590-LLMC									28	GAC	WRH	RES
4	137	12	TSH	-3.12	TSH	+2.92			620-MRPC-3C/52 PH									84	AOS	JHK	RES
6	137	0	OSH	+0.00	TEH	+0.00			EB-610-LLMC	RST								22	DLR	KPH	RES
6	137	4	TEC	+0.00	TEH	+0.00			EB-590-LLMC									28	GAC	WRH	RES
6	137	2	TSH	-3.93	TSH	+3.58			+POINT-610-115/36/S80									72	GAC	KPH	RES
6	137	12	TSH	-2.68	TSH	+3.35			620-MRPC-3C/52 PH									84	AOS	JHK	RES
8	137	0	TEC	+0.00	TEH	+0.00			EB-610-LLMC									22	DLR	KPH	RES

Row	Col	Plan	Begin Test	End Test	Probe	Rstr	Ind	Pct	Location	Inch 1	Inch 2	Volts	Deg	Chan	Cal	Oprt	Anlt	Party	
8	137	12	TSH -2.89	TSH +3.19	620-MRPC-3C/52 PH		NDD									84	AOS	JHK	RES
10	137	0	TEC +0.00	TEH +0.00	EB-610-LLMC		NDD									22	DLR	KPH	RES
10	137	2	TSH -2.86	TSH +4.11	+POINT-610-115/36/S80		NDD									72	GAC	KPH	RES
10	137	12	TSH -3.06	TSH +3.07	620-MRPC-3C/52 PH		NDD									84	AOS	JHK	RES
12	137	0	TEC +0.00	TEH +0.00	EB-610-LLMC		NDD									22	DLR	KPH	RES
12	137	12	TSH -3.09	TSH +3.07	620-MRPC-3C/52 PH		NDD									84	AOS	JHK	RES
14	137	2	TSH -3.84	TSH +3.60	+POINT-610-115/36/S80		NDD									73	GAC	KPH	RES
14	137	12	TSH -2.70	TSH +3.38	620-MRPC-3C/52 PH		NDD									84	AOS	JHK	RES
14	137	0	TEC +0.00	TEH +0.00	EB-610-LLMC		MBM		04C +2.26			0.82 Vpp	161°		1	22	DLR	MAR	RES
16	137	0	TEC +0.00	TEH +0.00	EB-610-LLMC		NDD									23	DLR	MAR	RES
16	137	12	TSH -2.66	TSH +3.42	620-MRPC-3C/52 PH		NDD									84	AOS	JHK	RES
18	137	0	TEC +0.00	TEH +0.00	EB-610-LLMC		NDD									23	DLR	WRH	RES
18	137	2	TSH -3.18	TSH +3.79	+POINT-610-115/36/S80		NDD									72	GAC	KPH	RES
18	137	12	TSH -2.73	TSH +3.27	620-MRPC-3C/52 PH		NDD									84	AOS	JHK	RES
20	137	0	TEC +0.00	TEH +0.00	EB-610-LLMC		NDD									22	DLR	KPH	RES
20	137	12	TSH -3.19	TSH +2.89	620-MRPC-3C/52 PH		NDD									84	AOS	JHK	RES
22	137	0	TEC +0.00	TEH +0.00	EB-610-LLMC		NDD									22	DLR	KPH	RES
22	137	2	TSH -3.85	TSH +3.55	+POINT-610-115/36/S80		NDD									73	GAC	KPH	RES
22	137	12	TSH -2.63	TSH +3.40	620-MRPC-3C/52 PH		NDD									84	AOS	JHK	RES
24	137	12	TSH -4.17	TSH +1.76	620-MRPC-3C/52 PH		NDD									84	AOS	JHK	RES
24	137	0	TEC +0.00	TEH +0.00	EB-610-LLMC		DNT		VS4 +0.94			5.93 Vpp	169°		M1	23	DLR	MAR	RES
26	137	2	TSH -3.16	TSH +3.84	+POINT-610-115/36/S80		NDD									72	GAC	KPH	RES
26	137	12	TSH -3.76	TSH +2.17	620-MRPC-3C/52 PH		NDD									84	AOS	JHK	RES
26	137	0	TEC +0.00	TEH +0.00	EB-610-LLMC		DNT		VS4 +1.69			7.86 Vpp	174°		M1	22	DLR	MAR	RES
28	137	0	TEC +0.00	TEH +0.00	EB-610-LLMC		NDD									22	DLR	MAR	RES
28	137	12	TSH -3.68	TSH +2.29	620-MRPC-3C/52 PH		NDD									84	AOS	JHK	RES
30	137	0	TEC +0.00	TEH +0.00	EB-610-LLMC		NDD									23	DLR	WRH	RES
30	137	1	TSH -2.31	TSH +2.68	620-MRPC-3C/52 PH		NDD									45	AOS	JHK	RES
30	137	2	TSH -3.84	TSH +3.56	+POINT-610-115/36/S80		NDD									73	GAC	KPH	RES
34	137	0	TEC +0.00	TEH +0.00	EB-610-LLMC		NDD									22	DLR	KPH	RES
34	137	1	TSH -2.57	TSH +2.57	620-MRPC-3C/52 PH		NDD									46	AOS	MEB	RES
34	137	2	TSH -2.55	TSH +4.41	+POINT-610-115/36/S80		NDD									72	GAC	KPH	RES
36	137	0	TEC +0.00	TEH +0.00	EB-610-LLMC		NDD									22	DLR	KPH	RES
36	137	1	TSH -3.01	TSH +1.84	620-MRPC-3C/52 PH		NDD									45	AOS	JHK	RES
38	137	0	TEC +0.00	TEH +0.00	EB-610-LLMC		NDD									22	DLR	KPH	RES
38	137	1	TSH -2.00	TSH +2.96	620-MRPC-3C/52 PH		NDD									45	AOS	JHK	RES
38	137	2	TSH -3.86	TSH +3.56	+POINT-610-115/36/S80		NDD									73	GAC	KPH	RES
40	137	0	TEC +0.00	TEH +0.00	EB-610-LLMC		NDD									23	DLR	WRH	RES
40	137	1	TSH -2.40	TSH +2.56	620-MRPC-3C/52 PH		NDD									46	AOS	WJS	RES
42	137	0	TEC +0.00	TEH +0.00	EB-610-LLMC		NDD									23	DLR	MAR	RES
42	137	1	TSH -2.26	TSH +2.86	620-MRPC-3C/52 PH		NDD									46	AOS	WJS	RES

Row	Col	Plan	Begin Test	End Test	Probe	Rstr	Ind	Pct	Location	Inch 1	Inch 2	Volts	Deg	Chan	Cal	Oprt	Anlt	Party
42	137	2	TSH -3.47	TSH +3.61	+POINT-610-115/36/S80										72	GAC	KPH	RES
44	137	0	TEC +0.00	TEH +0.00	EB-610-LLMC										22	DLR	KPH	RES
44	137	1	TSH -1.66	TSH +3.37	620-MRPC-3C/52 PH										45	AOS	JHK	RES
46	137	0	TEC +0.00	TEH +0.00	EB-610-LLMC										22	DLR	KPH	RES
46	137	1	TSH -2.25	TSH +2.70	620-MRPC-3C/52 PH										45	AOS	WJS	RES
46	137	2	TSH -3.98	TSH +3.41	+POINT-610-115/36/S80										73	GAC	KPH	RES
48	137	0	TEC +0.00	TEH +0.00	EB-610-LLMC										23	DLR	MAR	RES
48	137	1	TSH -2.62	TSH +2.91	620-MRPC-3C/52 PH										46	AOS	WJS	RES
50	137	0	TEC +0.00	TEH +0.00	EB-610-LLMC										23	DLR	WRH	RES
50	137	1	TSH -2.95	TSH +2.51	620-MRPC-3C/52 PH										46	AOS	WJS	RES
50	137	2	TSH -3.11	TSH +3.95	+POINT-610-115/36/S80										72	GAC	KPH	RES
52	137	0	TEC +0.00	TEH +0.00	EB-610-LLMC										22	DLR	KPH	RES
52	137	1	TSH -2.45	TSH +2.49	620-MRPC-3C/52 PH										45	AOS	JHK	RES
54	137	0	TEC +0.00	TEH +0.00	EB-610-LLMC										22	DLR	KPH	RES
54	137	1	TSH -2.34	TSH +2.61	620-MRPC-3C/52 PH										45	AOS	JHK	RES
54	137	2	TSH -4.17	TSH +3.27	+POINT-610-115/36/S80										73	GAC	KPH	RES
56	137	0	TEC +0.00	TEH +0.00	EB-610-LLMC										23	DLR	MAR	RES
56	137	1	TSH -2.20	TSH +2.78	620-MRPC-3C/52 PH										46	AOS	MEB	RES
58	137	0	TEC +0.00	TEH +0.00	EB-610-LLMC										23	DLR	WRH	RES
58	137	1	TSH -2.62	TSH +2.33	620-MRPC-3C/52 PH										46	AOS	WJS	RES
58	137	2	TSH -3.39	TSH +3.62	+POINT-610-115/36/S80										72	GAC	KPH	RES
60	137	0	TEC +0.00	TEH +0.00	EB-610-LLMC										22	DLR	KPH	RES
60	137	1	TSH -2.67	TSH +2.21	620-MRPC-3C/52 PH										45	AOS	JHK	RES
62	137	0	TEC +0.00	TEH +0.00	EB-610-LLMC										22	DLR	KPH	RES
62	137	1	TSH -2.57	TSH +2.36	620-MRPC-3C/52 PH										45	AOS	JHK	RES
62	137	2	TSH -4.15	TSH +3.29	+POINT-610-115/36/S80										73	GAC	KPH	RES
64	137	0	TEC +0.00	TEH +0.00	EB-610-LLMC										23	DLR	WRH	RES
64	137	1	TSH -2.16	TSH +2.63	620-MRPC-3C/52 PH										46	AOS	WJS	RES
66	137	0	TEC +0.00	TEH +0.00	EB-610-LLMC										23	DLR	WRH	RES
66	137	1	TSH -2.34	TSH +3.16	620-MRPC-3C/52 PH										46	AOS	WJS	RES
66	137	2	TSH -3.16	TSH +3.81	+POINT-610-115/36/S80										72	GAC	KPH	RES
70	137	0	TEC +0.00	TEH +0.00	EB-610-LLMC										22	DLR	KPH	RES
70	137	1	TSH -2.40	TSH +2.44	620-MRPC-3C/52 PH										45	AOS	JHK	RES
70	137	2	TSH -4.37	TSH +3.07	+POINT-610-115/36/S80										73	GAC	KPH	RES
72	137	0	TEC +0.00	TEH +0.00	EB-610-LLMC										22	DLR	KPH	RES
72	137	1	TSH -2.31	TSH +2.66	620-MRPC-3C/52 PH										45	AOS	JHK	RES
74	137	0	TEC +0.00	TEH +0.00	EB-610-LLMC										22	DLR	KPH	RES
74	137	1	TSH -2.72	TSH +2.47	620-MRPC-3C/52 PH										46	AOS	MEB	RES
74	137	2	TSH -3.28	TSH +3.68	+POINT-610-115/36/S80										72	GAC	KPH	RES
76	137	0	TEC +0.00	TEH +0.00	EB-610-LLMC										22	DLR	KPH	RES
76	137	1	TSH -2.74	TSH +2.16	620-MRPC-3C/52 PH										46	AOS	WJS	RES

Row	Col	Plan	Begin Test	End Test	Probe	Rstr	Ind	Pct	Location	Inch 1	Inch 2	Volts	Deg	Chan	Cal	Opri	Anlt	Party		
78	137	0	TEC	+0.00	TEH	+0.00			EB-610-LLMC							22	DLR	KPH	RES	
78	137	1	TSH	-2.40	TSH	+2.46			620-MRPC-3C/52 PH							45	AOS	JHK	RES	
78	137	2	TSH	-4.31	TSH	+3.12			+POINT-610-115/36/S80							73	GAC	KPH	RES	
80	137	0	TEC	+0.00	TEH	+0.00			EB-610-LLMC							23	DLR	WRH	RES	
80	137	1	TSH	-2.35	TSH	+2.53			620-MRPC-3C/52 PH							45	AOS	JHK	RES	
82	137	0	TEC	+0.00	TEH	+0.00			EB-610-LLMC							23	DLR	WRH	RES	
82	137	1	TSH	-2.59	TSH	+2.27			620-MRPC-3C/52 PH							46	AOS	WJS	RES	
82	137	2	TSH	-3.41	TSH	+3.59			+POINT-610-115/36/S80							72	GAC	KPH	RES	
84	137	0	TEC	+0.00	TEH	+0.00			EB-610-LLMC							22	DLR	KPH	RES	
84	137	1	TSH	-2.48	TSH	+2.34			620-MRPC-3C/52 PH							46	AOS	WJS	RES	
86	137	0	TEC	+0.00	TEH	+0.00			EB-610-LLMC							22	DLR	KPH	RES	
86	137	1	TSH	-2.31	TSH	+2.57			620-MRPC-3C/52 PH							45	AOS	JHK	RES	
86	137	2	TSH	-4.30	TSH	+3.12			+POINT-610-115/36/S80							73	GAC	KPH	RES	
88	137	0	TEC	+0.00	TEH	+0.00			EB-610-LLMC							22	DLR	KPH	RES	
88	137	1	TSH	-2.43	TSH	+2.37			620-MRPC-3C/52 PH							45	AOS	JHK	RES	
90	137	0	TEC	+0.00	TEH	+0.00			EB-610-LLMC							23	DLR	WRH	RES	
90	137	1	TSH	-2.35	TSH	+2.58			620-MRPC-3C/52 PH							46	AOS	MEB	RES	
90	137	2	TSH	-3.48	TSH	+3.48			+POINT-610-115/36/S80							72	GAC	KPH	RES	
92	137	0	TEC	+0.00	TEH	+0.00			EB-610-LLMC							23	DLR	WRH	RES	
92	137	1	TSH	-2.04	TSH	+2.80			620-MRPC-3C/52 PH							46	AOS	WJS	RES	
94	137	0	TEC	+0.00	TEH	+0.00			EB-610-LLMC							22	DLR	KPH	RES	
94	137	1	TSH	-2.18	TSH	+2.84			620-MRPC-3C/52 PH							45	AOS	JHK	RES	
94	137	2	TSH	-3.93	TSH	+3.46			+POINT-610-115/36/S80							73	GAC	KPH	RES	
96	137	0	TEC	+0.00	TEH	+0.00			EB-610-LLMC							22	DLR	KPH	RES	
96	137	1	TSH	-2.25	TSH	+2.75			620-MRPC-3C/52 PH							45	AOS	WJS	RES	
98	137	1	TSH	-2.73	TSH	+2.05			620-MRPC-3C/52 PH							46	AOS	MEB	RES	
98	137	2	TSH	-3.59	TSH	+3.34			+POINT-610-115/36/S80							72	GAC	KPH	RES	
98	137	0	TEC	+0.00	TEH	+0.00			EB-610-LLMC	PCT	12	VS4	+0.78		1.03 Vvm	M3	22	DLR	MAR	RES
100	137	0	TEC	+0.00	TEH	+0.00			EB-610-LLMC							22	DLR	KPH	RES	
100	137	1	TSH	+0.00	TSH	+0.00			620-MRPC-3C/52 PH							46	AOS	TEG	RES	
100	137	14	TSH	-4.05	TSH	+3.81			620-MRPC-3C/52 PH							67	GAC	JHK	RES	
102	137	0	TEC	+0.00	TEH	+0.00			EB-610-LLMC							22	DLR	KPH	RES	
102	137	1	TSH	-2.27	TSH	+2.41			620-MRPC-3C/52 PH							46	AOS	MEB	RES	
102	137	2	TSH	-3.93	TSH	+3.50			+POINT-610-115/36/S80							73	GAC	KPH	RES	
31	138	12	TSH	-3.88	TSH	+2.08			620-MRPC-3C/52 PH							84	AOS	JHK	RES	
33	138	12	TSH	-4.41	TSH	+1.55			620-MRPC-3C/52 PH							84	AOS	JHK	RES	
67	138	12	TSH	-4.01	TSH	+2.57			620-MRPC-3C/52 PH							84	AOS	JHK	RES	
69	138	12	TSH	-4.07	TSH	+1.93			620-MRPC-3C/52 PH							84	AOS	JHK	RES	
5	140	0	TEC	+0.00	TEH	+0.00			EB-610-LLMC							22	DLR	KPH	RES	
5	140	12	TSH	-2.21	TSH	+3.83			620-MRPC-3C/52 PH							84	AOS	JHK	RES	
9	140	0	TEC	+0.00	TEH	+0.00			EB-610-LLMC							22	DLR	KPH	RES	

Row	Col	Plan	Begin Test	End Test	Probe	Rstr	Ind	Pct	Location	Inch 1	Inch 2	Volts	Deg	Chan	Cal	Oprt	Anlt	Party	
9	140	12	TSH	-2.66	TSH	+3.34			620-MRPC-3C/52 PH							84	AOS	JHK	RES
17	140	0	TEC	+0.00	TEH	+0.00			EB-610-LLMC							22	DLR	KPH	RES
17	140	12	TSH	-2.69	TSH	+3.27			620-MRPC-3C/52 PH							84	AOS	JHK	RES
21	140	0	TEC	+0.00	TEH	+0.00			EB-610-LLMC							22	DLR	KPH	RES
21	140	12	TSH	-3.20	TSH	+2.77			620-MRPC-3C/52 PH							84	AOS	JHK	RES
29	140	0	TEC	+0.00	TEH	+0.00			EB-610-LLMC							22	DLR	KPH	RES
29	140	12	TSH	-3.80	TSH	+2.24			620-MRPC-3C/52 PH							84	AOS	JHK	RES
33	140	0	TEC	+0.00	TEH	+0.00			EB-610-LLMC							22	DLR	KPH	RES
33	140	12	TSH	-4.01	TSH	+3.38			620-MRPC-3C/52 PH							85	AOS	JHK	RES
41	140	0	TEC	+0.00	TEH	+0.00			EB-610-LLMC							22	DLR	KPH	RES
41	140	12	TSH	-4.04	TSH	+2.05			620-MRPC-3C/52 PH							84	AOS	JHK	RES
45	140	0	TEC	+0.00	TEH	+0.00			EB-610-LLMC							22	DLR	KPH	RES
45	140	12	TSH	-4.17	TSH	+3.21			620-MRPC-3C/52 PH							85	AOS	JHK	RES
53	140	0	TEC	+0.00	TEH	+0.00			EB-610-LLMC							22	DLR	KPH	RES
53	140	12	TSH	-3.98	TSH	+2.15			620-MRPC-3C/52 PH							84	AOS	JHK	RES
57	140	0	TEC	+0.00	TEH	+0.00			EB-610-LLMC							23	DLR	WRH	RES
57	140	12	TSH	-4.08	TSH	+3.31			620-MRPC-3C/52 PH							85	AOS	JHK	RES
65	140	0	TEC	+0.00	TEH	+0.00			EB-610-LLMC							22	DLR	KPH	RES
65	140	12	TSH	-3.95	TSH	+2.17			620-MRPC-3C/52 PH							84	AOS	JHK	RES
69	140	0	TEC	+0.00	TEH	+0.00			EB-610-LLMC							23	DLR	WRH	RES
69	140	12	TSH	-4.75	TSH	+2.64			620-MRPC-3C/52 PH							85	AOS	JHK	RES
77	140	0	TEC	+0.00	TEH	+0.00			EB-610-LLMC							22	DLR	KPH	RES
77	140	12	TSH	-3.92	TSH	+2.13			620-MRPC-3C/52 PH							84	AOS	JHK	RES
81	140	0	TEC	+0.00	TEH	+0.00			EB-610-LLMC							23	DLR	WRH	RES
81	140	12	TSH	-3.79	TSH	+3.64			620-MRPC-3C/52 PH							85	AOS	JHK	RES
89	140	0	TEC	+0.00	TEH	+0.00			EB-610-LLMC							22	DLR	KPH	RES
89	140	12	TSH	-3.97	TSH	+2.00			620-MRPC-3C/52 PH							84	AOS	JHK	RES
93	140	0	TEC	+0.00	TEH	+0.00			EB-610-LLMC							23	DLR	WRH	RES
93	140	12	TSH	-3.64	TSH	+3.75			620-MRPC-3C/52 PH							85	AOS	JHK	RES
2	143	0	OSH	+0.00	TEH	+0.00			EB-610-LLMC	RST						22	DLR	MAR	RES
2	143	12	TSH	-2.98	TSH	+2.98			620-MRPC-3C/52 PH							84	AOS	JHK	RES
2	143	4	TEC	+0.00	TEH	+0.00			EB-590-LLMC	DNT	DBH +7.32		19.06 Vpp 169°	1	28	GAC	TEG	RES	
6	143	0	TEC	+0.00	TEH	+0.00			EB-610-LLMC							22	DLR	KPH	RES
6	143	12	TSH	-3.39	TSH	+2.57			620-MRPC-3C/52 PH							84	AOS	JHK	RES
8	143	0	TEC	+0.00	TEH	+0.00			EB-610-LLMC							22	DLR	KPH	RES
8	143	12	TSH	-2.86	TSH	+3.14			620-MRPC-3C/52 PH							84	AOS	JHK	RES
14	143	0	TEC	+0.00	TEH	+0.00			EB-610-LLMC							22	DLR	KPH	RES
14	143	12	TSH	-2.65	TSH	+3.31			620-MRPC-3C/52 PH							84	AOS	JHK	RES
16	143	0	TEC	+0.00	TEH	+0.00			EB-610-LLMC							22	DLR	KPH	RES
16	143	12	TSH	-3.20	TSH	+2.77			620-MRPC-3C/52 PH							84	AOS	JHK	RES
18	143	0	TEC	+0.00	TEH	+0.00			EB-610-LLMC							22	DLR	KPH	RES

Row	Col	Plan	Begin Test	End Test	Probe	Rstr	Ind	Pct	Location	Inch 1	Inch 2	Volts	Deg	Chan	Cal	Oprt	Anlt	Party	
18	143	12	TSH	-2.75	TSH	+3.17			620-MRPC-3C/52 PH							84	AOS	JHK	RES
22	143	0	TEC	+0.00	TEH	+0.00			EB-610-LLMC							23	DLR	WRH	RES
22	143	12	TSH	-2.80	TSH	+3.13			620-MRPC-3C/52 PH							84	AOS	JHK	RES
26	143	12	TSH	-2.73	TSH	+3.18			620-MRPC-3C/52 PH							84	AOS	JHK	RES
26	143	0	TEC	+0.00	TEH	+0.00			EB-610-LLMC	DNT	VS4 +0.36	7.74 Vpp	177°	M1	22	DLR	MAR	RES	
30	143	3	01H	+0.00	TEH	+0.00			EB-610-LLMC	NDD						26	AOS	JHK	RES
30	143	12	TSH	-2.87	TSH	+3.02			620-MRPC-3C/52 PH	NDD						84	AOS	JHK	RES
30	143	0	TEC	+0.00	TSH	+0.00			EB-610-LLMC	MBM	05C +15.83	0.66 Vpp	162°	1	22	DLR	MAR	RES	
32	143	0	TEC	+0.00	TEH	+0.00			EB-610-LLMC	NDD						22	DLR	KPH	RES
32	143	2	TSH	-3.80	TSH	+3.71			+POINT-610-115/36/S80	NDD						72	GAC	KPH	RES
32	143	12	TSH	-2.92	TSH	+2.97			620-MRPC-3C/52 PH	NDD						84	AOS	JHK	RES
34	143	0	TEC	+0.00	TEH	+0.00			EB-610-LLMC	NDD						23	DLR	MAR	RES
34	143	12	TSH	-2.58	TSH	+3.42			620-MRPC-3C/52 PH	NDD						84	AOS	JHK	RES
40	143	0	TEC	+0.00	TEH	+0.00			EB-610-LLMC	NDD						22	DLR	KPH	RES
40	143	12	TSH	-3.22	TSH	+2.82			620-MRPC-3C/52 PH	NDD						84	AOS	JHK	RES
42	143	0	TEC	+0.00	TEH	+0.00			EB-610-LLMC	NDD						22	DLR	KPH	RES
42	143	12	TSH	-3.05	TSH	+2.94			620-MRPC-3C/52 PH	NDD						84	AOS	JHK	RES
46	143	0	TEC	+0.00	TEH	+0.00			EB-610-LLMC	NDD						23	DLR	WRH	RES
46	143	12	TSH	-4.20	TSH	+3.22			620-MRPC-3C/52 PH	NDD						85	AOS	JHK	RES
48	143	0	TEC	+0.00	TEH	+0.00			EB-610-LLMC	NDD						22	DLR	KPH	RES
48	143	12	TSH	-2.92	TSH	+3.12			620-MRPC-3C/52 PH	NDD						84	AOS	JHK	RES
50	143	0	TEC	+0.00	TEH	+0.00			EB-610-LLMC	NDD						22	DLR	KPH	RES
50	143	12	TSH	-2.88	TSH	+3.19			620-MRPC-3C/52 PH	NDD						84	AOS	JHK	RES
54	143	0	TEC	+0.00	TEH	+0.00			EB-610-LLMC	NDD						23	DLR	WRH	RES
54	143	12	TSH	-3.87	TSH	+3.52			620-MRPC-3C/52 PH	NDD						85	AOS	JHK	RES
56	143	0	TEC	+0.00	TEH	+0.00			EB-610-LLMC	NDD						22	DLR	KPH	RES
56	143	2	TSH	-3.79	TSH	+3.72			+POINT-610-115/36/S80	NDD						72	GAC	KPH	RES
56	143	12	TSH	-3.41	TSH	+2.67			620-MRPC-3C/52 PH	NDD						84	AOS	JHK	RES
58	143	0	TEC	+0.00	TEH	+0.00			EB-610-LLMC	NDD						22	DLR	KPH	RES
58	143	12	TSH	-3.07	TSH	+3.10			620-MRPC-3C/52 PH	NDD						84	AOS	JHK	RES
62	143	0	TEC	+0.00	TEH	+0.00			EB-610-LLMC	NDD						23	DLR	WRH	RES
62	143	12	TSH	-4.26	TSH	+3.16			620-MRPC-3C/52 PH	NDD						85	AOS	JHK	RES
64	143	0	TEC	+0.00	TEH	+0.00			EB-610-LLMC	NDD						22	DLR	KPH	RES
64	143	12	TSH	-3.04	TSH	+3.04			620-MRPC-3C/52 PH	NDD						84	AOS	JHK	RES
70	143	0	TEC	+0.00	TEH	+0.00			EB-610-LLMC	NDD						22	DLR	KPH	RES
70	143	12	TSH	-2.93	TSH	+3.06			620-MRPC-3C/52 PH	NDD						84	AOS	JHK	RES
72	143	0	TEC	+0.00	TEH	+0.00			EB-610-LLMC	NDD						23	DLR	WRH	RES
72	143	12	TSH	-3.13	TSH	+2.88			620-MRPC-3C/52 PH	NDD						84	AOS	JHK	RES
74	143	0	TEC	+0.00	TEH	+0.00			EB-610-LLMC	NDD						23	DLR	WRH	RES
74	143	12	TSH	-3.74	TSH	+3.69			620-MRPC-3C/52 PH	NDD						85	AOS	JHK	RES
78	143	0	TEC	+0.00	TEH	+0.00			EB-610-LLMC	NDD						22	DLR	KPH	RES

Row	Col	Plan	Begin Test	End Test	Probe	Rstr	Ind	Pct	Location	Inch 1	Inch 2	Volts	Deg	Chan	Cal	Oprt	Anlt	Party	
78	143	12	TSH -3.66	TSH +2.34	620-MRPC-3C/52 PH											84	AOS	JHK	RES
82	143	0	TEC +0.00	TEH +0.00	EB-610-LLMC											22	DLR	KPH	RES
82	143	12	TSH -4.00	TSH +3.42	620-MRPC-3C/52 PH											85	AOS	JHK	RES
86	143	0	TEC +0.00	TEH +0.00	EB-610-LLMC											22	DLR	KPH	RES
86	143	12	TSH -3.52	TSH +2.43	620-MRPC-3C/52 PH											84	AOS	JHK	RES
88	143	0	TEC +0.00	TEH +0.00	EB-610-LLMC											23	DLR	WRH	RES
88	143	12	TSH -2.53	TSH +3.44	620-MRPC-3C/52 PH											84	AOS	JHK	RES
90	143	0	TEC +0.00	TEH +0.00	EB-610-LLMC											23	DLR	WRH	RES
90	143	12	TSH -3.80	TSH +3.67	620-MRPC-3C/52 PH											85	AOS	JHK	RES
3	146	0	OSH +0.00	TEH +0.00	EB-610-LLMC	RST										22	DLR	MAR	RES
3	146	12	TSH -2.56	TSH +3.35	620-MRPC-3C/52 PH											84	AOS	JHK	RES
3	146	4	TEC +0.00	TEH +0.00	EB-590-LLMC		MBM		04C +10.60			0.30 Vpp	156°	1	28	GAC	TEG	RES	
11	146	0	TEC +0.00	TEH +0.00	EB-610-LLMC											22	DLR	KPH	RES
11	146	12	TSH -2.86	TSH +3.05	620-MRPC-3C/52 PH											84	AOS	JHK	RES
15	146	0	TEC +0.00	TEH +0.00	EB-610-LLMC											22	DLR	KPH	RES
15	146	12	TSH -3.86	TSH +3.57	620-MRPC-3C/52 PH											85	AOS	JHK	RES
23	146	0	TEC +0.00	TEH +0.00	EB-610-LLMC											22	DLR	KPH	RES
23	146	12	TSH -3.33	TSH +2.59	620-MRPC-3C/52 PH											84	AOS	JHK	RES
27	146	0	TEC +0.00	TEH +0.00	EB-610-LLMC											22	DLR	KPH	RES
27	146	12	TSH -4.41	TSH +3.02	620-MRPC-3C/52 PH											85	AOS	JHK	RES
35	146	0	TEC +0.00	TEH +0.00	EB-610-LLMC											22	DLR	KPH	RES
35	146	12	TSH -3.34	TSH +2.57	620-MRPC-3C/52 PH											84	AOS	JHK	RES
39	146	0	TEC +0.00	TEH +0.00	EB-610-LLMC											23	DLR	WRH	RES
39	146	12	TSH -4.35	TSH +3.07	620-MRPC-3C/52 PH											85	AOS	JHK	RES
47	146	0	TEC +0.00	TEH +0.00	EB-610-LLMC											22	DLR	KPH	RES
47	146	12	TSH -2.99	TSH +2.97	620-MRPC-3C/52 PH											84	AOS	JHK	RES
51	146	0	TEC +0.00	TEH +0.00	EB-610-LLMC											23	DLR	WRH	RES
51	146	12	TSH -3.91	TSH +3.47	620-MRPC-3C/52 PH											85	AOS	JHK	RES
59	146	0	TEC +0.00	TEH +0.00	EB-610-LLMC											22	DLR	KPH	RES
59	146	12	TSH -2.97	TSH +2.94	620-MRPC-3C/52 PH											84	AOS	JHK	RES
63	146	0	TEC +0.00	TEH +0.00	EB-610-LLMC											23	DLR	WRH	RES
63	146	12	TSH -4.11	TSH +3.32	620-MRPC-3C/52 PH											85	AOS	JHK	RES
71	146	0	TEC +0.00	TEH +0.00	EB-610-LLMC											22	DLR	KPH	RES
71	146	12	TSH -3.03	TSH +2.89	620-MRPC-3C/52 PH											84	AOS	JHK	RES
75	146	0	TEC +0.00	TEH +0.00	EB-610-LLMC											23	DLR	WRH	RES
75	146	12	TSH -3.93	TSH +3.49	620-MRPC-3C/52 PH											85	AOS	JHK	RES
83	146	0	TEC +0.00	TEH +0.00	EB-610-LLMC											22	DLR	KPH	RES
83	146	12	TSH -2.71	TSH +3.21	620-MRPC-3C/52 PH											84	AOS	JHK	RES
87	146	0	TEC +0.00	TEH +0.00	EB-610-LLMC											23	DLR	WRH	RES
87	146	12	TSH -3.77	TSH +3.62	620-MRPC-3C/52 PH											85	AOS	JHK	RES
2	149	0	OSH +0.00	TEH +0.00	EB-610-LLMC											24	DLR	MAR	RES

Row	Col	Plan	Begin Test	End Test	Probe	Rstr	Ind	Pct	Location	Inch 1	Inch 2	Volts	Deg	Chan	Cal	Opri	Anlt	Party	
2	149	4	TEC +0.00	TEH +0.00	EB-590-LLMC											28	GAC	TEG	RES
2	149	2	TSH -4.20	TSH +5.19	+POINT-610-115/36/S80											77	JWM	WRH	RES
2	149	19	TSH -3.89	TSH +2.16	620-MRPC-3C/52 PH											92	GAC	KPH	RES
4	149	0	TEC +0.00	TEH +0.00	EB-610-LLMC											24	DLR	KPH	RES
4	149	12	TSH -2.88	TSH +3.09	620-MRPC-3C/52 PH											84	AOS	JHK	RES
6	149	0	TEC +0.00	TEH +0.00	EB-610-LLMC											24	DLR	KPH	RES
6	149	2	TSH -4.27	TSH +3.31	+POINT-610-115/36/S80											77	JWM	WRH	RES
6	149	12	TSH -3.52	TSH +2.37	620-MRPC-3C/52 PH											84	AOS	JHK	RES
8	149	0	TEC +0.00	TEH +0.00	EB-610-LLMC											24	DLR	KPH	RES
8	149	12	TSH -2.80	TSH +3.83	620-MRPC-3C/52 PH											84	AOS	JHK	RES
10	149	0	TEC +0.00	TEH +0.00	EB-610-LLMC											24	DLR	KPH	RES
10	149	2	TSH -3.95	TSH +4.10	+POINT-610-115/36/S80											78	JWM	WRH	RES
10	149	12	TSH -2.59	TSH +3.45	620-MRPC-3C/52 PH											84	AOS	JHK	RES
12	149	0	TEC +0.00	TEH +0.00	EB-610-LLMC											25	DLR	WRH	RES
12	149	12	TSH -2.85	TSH +3.19	620-MRPC-3C/52 PH											84	AOS	JHK	RES
14	149	0	TEC +0.00	TEH +0.00	EB-610-LLMC											24	DLR	MAR	RES
14	149	2	TSH -4.08	TSH +3.58	+POINT-610-115/36/S80											77	JWM	WRH	RES
14	149	12	TSH -3.79	TSH +3.64	620-MRPC-3C/52 PH											85	AOS	JHK	RES
16	149	0	TEC +0.00	TEH +0.00	EB-610-LLMC											24	DLR	KPH	RES
16	149	12	TSH -4.26	TSH +3.17	620-MRPC-3C/52 PH											85	AOS	JHK	RES
18	149	0	TEC +0.00	TEH +0.00	EB-610-LLMC											25	DLR	WRH	RES
18	149	2	TSH -3.68	TSH +4.35	+POINT-610-115/36/S80											78	JWM	WRH	RES
18	149	12	TSH -3.13	TSH +3.02	620-MRPC-3C/52 PH											84	AOS	JHK	RES
20	149	0	TEC +0.00	TEH +0.00	EB-610-LLMC											25	DLR	WRH	RES
20	149	12	TSH -2.95	TSH +3.21	620-MRPC-3C/52 PH											84	AOS	JHK	RES
22	149	0	TEC +0.00	TEH +0.00	EB-610-LLMC											24	DLR	KPH	RES
22	149	2	TSH -2.97	TSH +4.72	+POINT-610-115/36/S80											77	JWM	WRH	RES
22	149	12	TSH -4.25	TSH +3.18	620-MRPC-3C/52 PH											85	AOS	JHK	RES
24	149	12	TSH -4.31	TSH +3.12	620-MRPC-3C/52 PH											85	AOS	JHK	RES
24	149	0	TEC +0.00	TEH +0.00	EB-610-LLMC				VS4 +1.25			6.86 Vpp	174°	M1	24	DLR	MAR	RES	
26	149	2	TSH -3.73	TSH +4.30	+POINT-610-115/36/S80											78	JWM	WRH	RES
26	149	12	TSH -3.31	TSH +2.77	620-MRPC-3C/52 PH											84	AOS	JHK	RES
26	149	0	TEC +0.00	TEH +0.00	EB-610-LLMC				VS4 +0.44			7.39 Vpp	170°	M1	25	DLR	MAR	RES	
28	149	0	TEC +0.00	TEH +0.00	EB-610-LLMC											25	DLR	WRH	RES
28	149	12	TSH -2.96	TSH +3.08	620-MRPC-3C/52 PH											84	AOS	JHK	RES
30	149	0	TEC +0.00	TEH +0.00	EB-610-LLMC											24	DLR	KPH	RES
30	149	2	TSH -4.54	TSH +3.08	+POINT-610-115/36/S80											77	JWM	WRH	RES
30	149	12	TSH -4.05	TSH +3.38	620-MRPC-3C/52 PH											85	AOS	JHK	RES
32	149	0	TEC +0.00	TEH +0.00	EB-610-LLMC											24	DLR	KPH	RES
32	149	12	TSH -4.01	TSH +3.42	620-MRPC-3C/52 PH											85	AOS	JHK	RES
34	149	0	TEC +0.00	TEH +0.00	EB-610-LLMC											25	DLR	WRH	RES

Row	Col	Plan	Begin Test	End Test	Probe	Rstr	Ind	Pct	Location	Inch 1	Inch 2	Volts	Deg	Chan	Cal	Oprt	Anlt	Party
34	149	2	TSH -3.68	TSH +4.36	+POINT-610-115/36/S80		NDD								78	JWM	WRH	RES
34	149	12	TSH -2.83	TSH +3.17	620-MRPC-3C/52 PH		NDD								84	AOS	JHK	RES
36	149	0	TEC +0.00	TEH +0.00	EB-610-LLMC		NDD								25	DLR	WRH	RES
36	149	12	TSH -3.06	TSH +2.95	620-MRPC-3C/52 PH		NDD								84	AOS	JHK	RES
38	149	0	TEC +0.00	TEH +0.00	EB-610-LLMC		NDD								24	DLR	KPH	RES
38	149	2	TSH -3.58	TSH +4.04	+POINT-610-115/36/S80		NDD								77	JWM	WRH	RES
38	149	12	TSH -3.90	TSH +3.54	620-MRPC-3C/52 PH		NDD								85	AOS	WJS	LAR
40	149	0	TEC +0.00	TEH +0.00	EB-610-LLMC		NDD								24	DLR	KPH	RES
40	149	12	TSH -4.16	TSH +3.28	620-MRPC-3C/52 PH		NDD								85	AOS	JHK	RES
42	149	0	TEC +0.00	TEH +0.00	EB-610-LLMC		NDD								25	DLR	MAR	RES
42	149	2	TSH -3.58	TSH +4.50	+POINT-610-115/36/S80		NDD								78	JWM	WRH	RES
42	149	12	TSH -2.69	TSH +3.30	620-MRPC-3C/52 PH		NDD								84	AOS	JHK	RES
44	149	0	TEC +0.00	TEH +0.00	EB-610-LLMC		NDD								25	DLR	WRH	RES
44	149	12	TSH -2.90	TSH +3.06	620-MRPC-3C/52 PH		NDD								84	AOS	JHK	RES
46	149	0	TEC +0.00	TEH +0.00	EB-610-LLMC		NDD								24	DLR	KPH	RES
46	149	2	TSH -3.01	TSH +4.61	+POINT-610-115/36/S80		NDD								77	JWM	WRH	RES
46	149	12	TSH -3.84	TSH +3.58	620-MRPC-3C/52 PH		NDD								85	AOS	JHK	RES
48	149	0	TEC +0.00	TEH +0.00	EB-610-LLMC		NDD								24	DLR	KPH	RES
48	149	12	TSH -3.98	TSH +3.45	620-MRPC-3C/52 PH		NDD								85	AOS	JHK	RES
50	149	0	TEC +0.00	TEH +0.00	EB-610-LLMC		NDD								25	DLR	WRH	RES
50	149	2	TSH -2.49	TSH +5.55	+POINT-610-115/36/S80		NDD								78	JWM	WRH	RES
50	149	12	TSH -2.82	TSH +3.14	620-MRPC-3C/52 PH		NDD								84	AOS	JHK	RES
52	149	0	TEC +0.00	TEH +0.00	EB-610-LLMC		NDD								25	DLR	WRH	RES
52	149	12	TSH -2.71	TSH +3.22	620-MRPC-3C/52 PH		NDD								84	AOS	JHK	RES
54	149	0	TEC +0.00	TEH +0.00	EB-610-LLMC		NDD								24	DLR	KPH	RES
54	149	2	TSH -3.02	TSH +4.56	+POINT-610-115/36/S80		NDD								77	JWM	WRH	RES
54	149	12	TSH -3.96	TSH +3.47	620-MRPC-3C/52 PH		NDD								85	AOS	JHK	RES
56	149	0	TEC +0.00	TEH +0.00	EB-610-LLMC		NDD								24	DLR	KPH	RES
56	149	12	TSH -4.23	TSH +3.20	620-MRPC-3C/52 PH		NDD								85	AOS	JHK	RES
58	149	0	TEC +0.00	TEH +0.00	EB-610-LLMC		NDD								25	DLR	WRH	RES
58	149	2	TSH -3.51	TSH +4.57	+POINT-610-115/36/S80		NDD								78	JWM	WRH	RES
58	149	12	TSH -2.83	TSH +3.09	620-MRPC-3C/52 PH		NDD								84	AOS	JHK	RES
60	149	0	TEC +0.00	TEH +0.00	EB-610-LLMC		NDD								25	DLR	WRH	RES
60	149	12	TSH -3.10	TSH +2.82	620-MRPC-3C/52 PH		NDD								84	AOS	JHK	RES
62	149	0	TEC +0.00	TEH +0.00	EB-610-LLMC		NDD								24	DLR	KPH	RES
62	149	2	TSH -3.71	TSH +3.76	+POINT-610-115/36/S80		NDD								77	JWM	WRH	RES
62	149	12	TSH -4.27	TSH +3.16	620-MRPC-3C/52 PH		NDD								85	AOS	JHK	RES
64	149	0	TEC +0.00	TEH +0.00	EB-610-LLMC		NDD								24	DLR	KPH	RES
64	149	12	TSH -4.50	TSH +2.93	620-MRPC-3C/52 PH		NDD								85	AOS	JHK	RES
66	149	0	TEC +0.00	TEH +0.00	EB-610-LLMC		NDD								25	DLR	WRH	RES
66	149	2	TSH -3.15	TSH +4.93	+POINT-610-115/36/S80		NDD								78	JWM	WRH	RES

Row	Col	Plan	Begin Test	End Test	Probe	Rstr	Ind	Pct	Location	Inch 1	Inch 2	Volts	Deg	Chan	Cal	Oprt	Anlt	Party	
66	149	12	TSH -3.42	TSH +2.45	620-MRPC-3C/52 PH											84	AOS	JHK	RES
68	149	0	TEC +0.00	TEH +0.00	EB-610-LLMC											25	DLR	WRH	RES
68	149	12	TSH -2.49	TSH +3.52	620-MRPC-3C/52 PH											84	AOS	JHK	RES
70	149	0	TEC +0.00	TEH +0.00	EB-610-LLMC											24	DLR	KPH	RES
70	149	2	TSH -3.43	TSH +3.98	+POINT-610-115/36/S80											77	JWM	WRH	RES
70	149	12	TSH -4.27	TSH +3.20	620-MRPC-3C/52 PH											85	AOS	JHK	RES
72	149	0	TEC +0.00	TEH +0.00	EB-610-LLMC											24	DLR	KPH	RES
72	149	12	TSH -4.25	TSH +3.22	620-MRPC-3C/52 PH											85	AOS	JHK	RES
74	149	0	TEC +0.00	TEH +0.00	EB-610-LLMC											25	DLR	WRH	RES
74	149	2	TSH -3.16	TSH +4.83	+POINT-610-115/36/S80											78	JWM	WRH	RES
74	149	12	TSH -2.52	TSH +3.56	620-MRPC-3C/52 PH											84	AOS	JHK	RES
76	149	0	TEC +0.00	TEH +0.00	EB-610-LLMC											25	DLR	MAR	RES
76	149	12	TSH -2.51	TSH +3.57	620-MRPC-3C/52 PH											84	AOS	JHK	RES
78	149	0	TEC +0.00	TEH +0.00	EB-610-LLMC											24	DLR	KPH	RES
78	149	2	TSH -2.86	TSH +6.49	+POINT-610-115/36/S80											77	JWM	WRH	RES
78	149	12	TSH -4.00	TSH +3.46	620-MRPC-3C/52 PH											85	AOS	JHK	RES
80	149	0	TEC +0.00	TEH +0.00	EB-610-LLMC											24	DLR	KPH	RES
80	149	12	TSH -3.40	TSH +4.07	620-MRPC-3C/52 PH											85	AOS	JHK	RES
5	152	0	TEC +0.00	TEH +0.00	EB-610-LLMC											24	DLR	KPH	RES
5	152	12	TSH -2.44	TSH +3.52	620-MRPC-3C/52 PH											84	AOS	JHK	RES
9	152	0	TEC +0.00	TEH +0.00	EB-610-LLMC											24	DLR	KPH	RES
9	152	12	TSH -2.92	TSH +3.08	620-MRPC-3C/52 PH											84	AOS	JHK	RES
17	152	0	TEC +0.00	TEH +0.00	EB-610-LLMC											24	DLR	KPH	RES
17	152	12	TSH -3.14	TSH +2.86	620-MRPC-3C/52 PH											84	AOS	JHK	RES
21	152	0	TEC +0.00	TEH +0.00	EB-610-LLMC											24	DLR	KPH	RES
21	152	12	TSH -4.27	TSH +3.19	620-MRPC-3C/52 PH											85	AOS	JHK	RES
29	152	0	TEC +0.00	TEH +0.00	EB-610-LLMC											24	DLR	KPH	RES
29	152	12	TSH -2.95	TSH +3.05	620-MRPC-3C/52 PH											84	AOS	JHK	RES
33	152	0	TEC +0.00	TEH +0.00	EB-610-LLMC											24	DLR	KPH	RES
33	152	12	TSH -4.06	TSH +3.41	620-MRPC-3C/52 PH											85	AOS	JHK	RES
41	152	0	TEC +0.00	TEH +0.00	EB-610-LLMC											24	DLR	KPH	RES
41	152	12	TSH -3.16	TSH +2.92	620-MRPC-3C/52 PH											84	AOS	JHK	RES
45	152	0	TEC +0.00	TEH +0.00	EB-610-LLMC											25	DLR	WRH	RES
45	152	12	TSH -3.92	TSH +3.51	620-MRPC-3C/52 PH											85	AOS	JHK	RES
53	152	0	TEC +0.00	TEH +0.00	EB-610-LLMC											24	DLR	KPH	RES
53	152	12	TSH -2.94	TSH +3.14	620-MRPC-3C/52 PH											84	AOS	JHK	RES
57	152	0	TEC +0.00	TEH +0.00	EB-610-LLMC											25	DLR	WRH	RES
57	152	12	TSH -3.87	TSH +3.57	620-MRPC-3C/52 PH											85	AOS	JHK	RES
65	152	0	TEC +0.00	TEH +0.00	EB-610-LLMC											24	DLR	KPH	RES
65	152	12	TSH -2.84	TSH +3.28	620-MRPC-3C/52 PH											84	AOS	JHK	RES
69	152	0	TEC +0.00	TEH +0.00	EB-610-LLMC											25	DLR	MAR	RES

Row	Col	Plan	Begin Test	End Test	Probe	Rstr	Ind	Pct	Location	Inch 1	Inch 2	Volts	Deg	Chan	Cal	Opri	Anlt	Party	
69	152	12	TSH	-4.18	TSH	+3.29			620-MRPC-3C/52 PH							85	AOS	JHK	RES
13	154	12	TSH	-3.12	TSH	+3.46			620-MRPC-3C/52 PH							84	AOS	JHK	RES
15	154	12	TSH	-2.58	TSH	+3.38			620-MRPC-3C/52 PH							84	AOS	JHK	RES
49	154	12	TSH	-2.93	TSH	+3.11			620-MRPC-3C/52 PH							84	AOS	JHK	RES
51	154	12	TSH	-3.21	TSH	+2.88			620-MRPC-3C/52 PH							84	AOS	JHK	RES
2	155	0	OSH	+0.00	TEH	+0.00			EB-610-LLMC							24	AOS	WJS	RES
2	155	4	TEC	+0.00	TEH	+0.00			EB-590-LLMC							28	GAC	WRH	RES
2	155	12	TSH	-2.27	TSH	+3.65			620-MRPC-3C/52 PH							84	AOS	JHK	RES
4	155	0	DBC	+0.00	TEH	+0.00			EB-610-LLMC							24	AOS	MAR	RES
4	155	4	TEC	+0.00	TEH	+0.00			EB-590-LLMC							28	GAC	WRH	RES
4	155	12	TSH	-3.08	TSH	+2.89			620-MRPC-3C/52 PH							84	AOS	JHK	RES
6	155	0	TEC	+0.00	TEH	+0.00			EB-610-LLMC							24	DLR	KPH	RES
6	155	12	TSH	-2.99	TSH	+3.00			620-MRPC-3C/52 PH							84	AOS	JHK	RES
8	155	0	TEC	+0.00	TEH	+0.00			EB-610-LLMC							24	DLR	KPH	RES
8	155	12	TSH	-2.97	TSH	+3.00			620-MRPC-3C/52 PH							84	AOS	JHK	RES
12	155	0	TEC	+0.00	TSH	+0.00			EB-610-LLMC							25	DLR	WRH	RES
12	155	3	01H	+0.00	TEH	+0.00			EB-610-LLMC							26	AOS	JHK	RES
12	155	12	TSH	-3.09	TSH	+2.87			620-MRPC-3C/52 PH							84	AOS	JHK	RES
16	155	0	TEC	+0.00	TEH	+0.00			EB-610-LLMC							24	DLR	KPH	RES
16	155	12	TSH	-2.55	TSH	+3.37			620-MRPC-3C/52 PH							84	AOS	JHK	RES
18	155	0	TEC	+0.00	TEH	+0.00			EB-610-LLMC							24	DLR	KPH	RES
18	155	12	TSH	-3.01	TSH	+2.90			620-MRPC-3C/52 PH							84	AOS	JHK	RES
20	155	0	TEC	+0.00	TEH	+0.00			EB-610-LLMC							25	DLR	WRH	RES
20	155	12	TSH	-3.98	TSH	+3.45			620-MRPC-3C/52 PH							85	AOS	WJS	RES
22	155	0	TEC	+0.00	TEH	+0.00			EB-610-LLMC							24	DLR	KPH	RES
22	155	2	TSH	-4.48	TSH	+4.79			+POINT-610-115/36/S80							77	JWM	WRH	RES
22	155	12	TSH	-4.20	TSH	+3.19			620-MRPC-3C/52 PH							85	AOS	JHK	RES
26	155	12	TSH	-2.90	TSH	+3.01			620-MRPC-3C/52 PH							84	AOS	JHK	RES
26	155	0	TEC	+0.00	TEH	+0.00			EB-610-LLMC		VS4 +1.27		5.20 Vpp 170°		M1	25	DLR	MAR	RES
26	155	0	TEC	+0.00	TEH	+0.00			EB-610-LLMC		VS4 +0.32		11.88 Vpp 171°		M1	25	DLR	MAR	RES
28	155	0	TEC	+0.00	TEH	+0.00			EB-610-LLMC							24	DLR	KPH	RES
28	155	12	TSH	-2.98	TSH	+2.94			620-MRPC-3C/52 PH							84	AOS	JHK	RES
30	155	0	TEC	+0.00	TEH	+0.00			EB-610-LLMC							24	DLR	KPH	RES
30	155	12	TSH	-4.05	TSH	+3.38			620-MRPC-3C/52 PH							85	AOS	JHK	RES
32	155	0	TEC	+0.00	TEH	+0.00			EB-610-LLMC							25	DLR	WRH	RES
32	155	12	TSH	-3.75	TSH	+3.65			620-MRPC-3C/52 PH							85	AOS	JHK	RES
34	155	0	TEC	+0.00	TEH	+0.00			EB-610-LLMC							25	DLR	WRH	RES
34	155	12	TSH	-2.84	TSH	+3.16			620-MRPC-3C/52 PH							84	AOS	JHK	RES
36	155	0	TEC	+0.00	TEH	+0.00			EB-610-LLMC							24	DLR	KPH	RES
36	155	12	TSH	-2.79	TSH	+3.22			620-MRPC-3C/52 PH							84	AOS	JHK	RES
40	155	0	TEC	+0.00	TEH	+0.00			EB-610-LLMC							25	DLR	WRH	RES

Row	Col	Plan	Begin Test	End Test	Probe	Rstr	Ind	Pct	Location	Inch 1	Inch 2	Volts	Deg	Chan	Cal	Oprt	Anlt	Party
40	155	12	TSH -3.80	TSH +3.60	620-MRPC-3C/52 PH		NDD								85	AOS	JHK	RES
42	155	0	TEC +0.00	TEH +0.00	EB-610-LLMC		NDD								24	DLR	KPH	RES
42	155	12	TSH -2.78	TSH +3.21	620-MRPC-3C/52 PH		NDD								84	AOS	JHK	RES
44	155	0	TEC +0.00	TEH +0.00	EB-610-LLMC		NDD								24	DLR	KPH	RES
44	155	2	TSH -3.71	TSH +5.76	+POINT-610-115/36/S80		NDD								77	JWM	WRH	RES
44	155	12	TSH -2.60	TSH +3.39	620-MRPC-3C/52 PH		NDD								84	AOS	JHK	RES
46	155	0	TEC +0.00	TEH +0.00	EB-610-LLMC		NDD								25	DLR	MAR	RES
46	155	12	TSH -3.96	TSH +3.47	620-MRPC-3C/52 PH		NDD								85	AOS	JHK	RES
48	155	0	TEC +0.00	TEH +0.00	EB-610-LLMC		NDD								25	DLR	WRH	RES
48	155	12	TSH -3.79	TSH +3.60	620-MRPC-3C/52 PH		NDD								85	AOS	JHK	RES
52	155	12	TSH -3.22	TSH +2.85	620-MRPC-3C/52 PH		NDD								84	AOS	JHK	RES
54	155	0	TEC +0.00	TEH +0.00	EB-610-LLMC		NDD								24	DLR	KPH	RES
54	155	12	TSH -2.86	TSH +3.22	620-MRPC-3C/52 PH		NDD								84	AOS	JHK	RES
56	155	0	TEC +0.00	TEH +0.00	EB-610-LLMC		NDD								24	DLR	KPH	RES
56	155	12	TSH -3.85	TSH +3.54	620-MRPC-3C/52 PH		NDD								85	AOS	JHK	RES
58	155	0	TEC +0.00	TEH +0.00	EB-610-LLMC		NDD								24	DLR	KPH	RES
58	155	12	TSH -3.91	TSH +3.50	620-MRPC-3C/52 PH		NDD								85	AOS	JHK	RES
60	155	0	TEC +0.00	TEH +0.00	EB-610-LLMC		NDD								24	DLR	KPH	RES
60	155	12	TSH -3.57	TSH +2.51	620-MRPC-3C/52 PH		NDD								84	AOS	JHK	RES
62	155	0	TEC +0.00	TEH +0.00	EB-610-LLMC		NDD								25	DLR	WRH	RES
62	155	12	TSH -3.92	TSH +3.48	620-MRPC-3C/52 PH		NDD								85	AOS	JHK	RES
64	155	0	TEC +0.00	TEH +0.00	EB-610-LLMC		NDD								25	DLR	WRH	RES
64	155	12	TSH -3.80	TSH +3.63	620-MRPC-3C/52 PH		NDD								85	AOS	JHK	RES
13	156	12	TSH -2.74	TSH +3.22	620-MRPC-3C/52 PH		NDD								84	AOS	JHK	RES
15	156	12	TSH -0.43	TSH +0.39	620-MRPC-3C/52 PH		BDA								85	AOS	JHK	RES
15	156	19	TSH -2.84	TSH +3.09	620-MRPC-3C/52 PH		NDD								92	GAC	KPH	RES
49	156	12	TSH -2.85	TSH +3.19	620-MRPC-3C/52 PH		NDD								84	AOS	JHK	RES
51	156	12	TSH -2.99	TSH +3.06	620-MRPC-3C/52 PH		NDD								84	AOS	JHK	RES
3	158	0	OSH +0.00	TEH +0.00	EB-610-LLMC		NDD								24	AOS	JHK	RES
3	158	4	TEC +0.00	TEH +0.00	EB-590-LLMC		NDD								28	GAC	TEG	RES
3	158	12	TSH -2.48	TSH +3.52	620-MRPC-3C/52 PH		NDD								86	AOS	JHK	RES
11	158	0	TEC +0.00	TEH +0.00	EB-610-LLMC		NDD								24	DLR	KPH	RES
11	158	12	TSH -2.98	TSH +2.95	620-MRPC-3C/52 PH		NDD								86	AOS	JHK	RES
15	158	0	TEC +0.00	TEH +0.00	EB-610-LLMC		NDD								25	DLR	WRH	RES
15	158	12	TSH -4.15	TSH +3.24	620-MRPC-3C/52 PH		NDD								87	AOS	JHK	RES
23	158	0	TEC +0.00	TEH +0.00	EB-610-LLMC		NDD								24	DLR	KPH	RES
23	158	12	TSH -2.84	TSH +3.08	620-MRPC-3C/52 PH		NDD								86	AOS	JHK	RES
27	158	0	TEC +0.00	TEH +0.00	EB-610-LLMC		NDD								25	DLR	WRH	RES
27	158	12	TSH -3.34	TSH +4.06	620-MRPC-3C/52 PH		NDD								87	AOS	JHK	RES
35	158	0	TEC +0.00	TEH +0.00	EB-610-LLMC		NDD								24	DLR	KPH	RES
35	158	12	TSH -2.87	TSH +3.05	620-MRPC-3C/52 PH		NDD								86	AOS	JHK	RES

Row	Col	Plan	Begin Test	End Test	Probe	Rstr	Ind	Pct	Location	Inch 1	Inch 2	Volts	Deg	Chan	Cal	Opri	Anlt	Party	
39	158	0	TEC +0.00	TEH +0.00	EB-610-LLMC		NDD									25	DLR	WRH	RES
39	158	12	TSH -3.47	TSH +3.93	620-MRPC-3C/52 PH		NDD									87	AOS	JHK	RES
47	158	0	TEC +0.00	TEH +0.00	EB-610-LLMC		NDD									24	DLR	KPH	RES
47	158	12	TSH -2.39	TSH +3.57	620-MRPC-3C/52 PH		NDD									86	AOS	JHK	RES
51	158	0	TEC +0.00	TEH +0.00	EB-610-LLMC		NDD									25	DLR	WRH	RES
51	158	12	TSH -3.66	TSH +3.74	620-MRPC-3C/52 PH		NDD									87	AOS	JHK	RES
2	161	0	OSH +0.00	TEH +0.00	EB-610-LLMC	RST	NDD									24	AOS	MAR	RES
2	161	4	TEC +0.00	TEH +0.00	EB-590-LLMC		NDD									28	GAC	TEG	RES
2	161	2	TSH -4.04	TSH +5.51	+POINT-610-115/36/S80		NDD									77	JWM	WRH	RES
2	161	12	TSH -2.68	TSH +3.25	620-MRPC-3C/52 PH		NDD									86	AOS	JHK	RES
4	161	0	TEC +0.00	TEH +0.00	EB-610-LLMC		NDD									24	AOS	KPH	RES
4	161	12	TSH -2.82	TSH +3.18	620-MRPC-3C/52 PH		NDD									86	AOS	JHK	RES
6	161	0	TEC +0.00	TEH +0.00	EB-610-LLMC		NDD									24	AOS	KPH	RES
6	161	2	TSH -4.10	TSH +5.41	+POINT-610-115/36/S80		NDD									77	JWM	WRH	RES
6	161	12	TSH -2.46	TSH +3.50	620-MRPC-3C/52 PH		NDD									86	AOS	JHK	RES
8	161	0	TEC +0.00	TEH +0.00	EB-610-LLMC		NDD									24	AOS	KPH	RES
8	161	12	TSH -2.67	TSH +3.37	620-MRPC-3C/52 PH		NDD									86	AOS	JHK	RES
10	161	0	TEC +0.00	TEH +0.00	EB-610-LLMC		NDD									24	AOS	KPH	RES
10	161	2	TSH -3.73	TSH +5.79	+POINT-610-115/36/S80		NDD									77	JWM	WRH	RES
10	161	12	TSH -2.36	TSH +3.68	620-MRPC-3C/52 PH		NDD									86	AOS	JHK	RES
12	161	0	TEC +0.00	TEH +0.00	EB-610-LLMC		NDD									24	AOS	KPH	RES
12	161	12	TSH -3.04	TSH +3.03	620-MRPC-3C/52 PH		NDD									86	AOS	JHK	RES
14	161	0	TEC +0.00	TEH +0.00	EB-610-LLMC		NDD									24	AOS	MAR	RES
14	161	2	TSH -3.93	TSH +5.55	+POINT-610-115/36/S80		NDD									77	JWM	WRH	RES
14	161	12	TSH -2.59	TSH +3.50	620-MRPC-3C/52 PH		NDD									86	AOS	JHK	RES
16	161	0	TEC +0.00	TEH +0.00	EB-610-LLMC		NDD									24	AOS	KPH	RES
16	161	12	TSH -3.79	TSH +3.60	620-MRPC-3C/52 PH		NDD									87	AOS	JHK	RES
18	161	0	TEC +0.00	TEH +0.00	EB-610-LLMC		NDD									24	AOS	KPH	RES
18	161	2	TSH +0.00	TSH +0.00	+POINT-610-115/36/S80		BDA									77	JWM	MAR	RES
18	161	17	TSH -3.99	TSH +5.41	+POINT-610-115/36/S80		NDD									81	AOS	WRH	RES
18	161	12	TSH -4.06	TSH +3.36	620-MRPC-3C/52 PH		NDD									87	AOS	JHK	RES
20	161	0	TEC +0.00	TEH +0.00	EB-610-LLMC		NDD									24	AOS	KPH	RES
20	161	12	TSH -2.97	TSH +3.19	620-MRPC-3C/52 PH		NDD									86	AOS	JHK	RES
22	161	0	TEC +0.00	TEH +0.00	EB-610-LLMC		NDD									24	DLR	KPH	RES
22	161	2	TSH +0.00	TSH +0.00	+POINT-610-115/36/S80		BDA									78	JWM	WRH	RES
22	161	17	TSH -4.12	TSH +5.40	+POINT-610-115/36/S80		NDD									81	AOS	WRH	RES
22	161	12	TSH -2.99	TSH +3.09	620-MRPC-3C/52 PH		NDD									86	AOS	JHK	RES
24	161	0	TEC +0.00	TEH +0.00	EB-610-LLMC		NDD									25	AOS	WRH	RES
24	161	12	TSH -3.57	TSH +3.87	620-MRPC-3C/52 PH		NDD									87	AOS	JHK	RES
26	161	0	TEC +0.00	TEH +0.00	EB-610-LLMC		NDD									25	DLR	WRH	RES
26	161	2	TSH -3.27	TSH +4.40	+POINT-610-115/36/S80		NDD									77	JWM	WRH	RES

Row	Col	Plan	Begin Test	End Test	Probe	Rstr	Ind	Pct	Location	Inch 1	Inch 2	Volts	Deg	Chan	Cal	Opri	Anlt	Party	
26	161	12	TSH -3.95	TSH +3.48	620-MRPC-3C/52 PH		NDD									87	AOS	JHK	RES
28	161	0	TEC +0.00	TEH +0.00	EB-610-LLMC		NDD									24	DLR	KPH	RES
28	161	12	TSH -3.09	TSH +3.03	620-MRPC-3C/52 PH		NDD									86	AOS	JHK	RES
30	161	0	TEC +0.00	TEH +0.00	EB-610-LLMC		NDD									24	DLR	KPH	RES
30	161	2	TSH +0.00	TSH +0.00	+POINT-610-115/36/S80		BDA									78	JWM	MAR	RES
30	161	17	TSH -3.90	TSH +5.50	+POINT-610-115/36/S80		NDD									81	AOS	WRH	RES
30	161	12	TSH -2.70	TSH +3.35	620-MRPC-3C/52 PH		NDD									86	AOS	JHK	RES
32	161	0	TEC +0.00	TEH +0.00	EB-610-LLMC		NDD									25	DLR	WRH	RES
32	161	12	TSH -3.95	TSH +3.49	620-MRPC-3C/52 PH		NDD									87	AOS	JHK	RES
34	161	2	TSH -3.33	TSH +4.25	+POINT-610-115/36/S80		NDD									77	JWM	WRH	RES
34	161	12	TSH -4.04	TSH +3.40	620-MRPC-3C/52 PH		NDD									87	AOS	JHK	RES
34	161	0	TEC +0.00	TEH +0.00	EB-610-LLMC		MBM		TSH +16.10			0.37 Vpp	153°		1	25	DLR	MAR	RES
36	161	0	TEC +0.00	TEH +0.00	EB-610-LLMC		NDD									24	DLR	KPH	RES
36	161	12	TSH -3.19	TSH +2.84	620-MRPC-3C/52 PH		NDD									86	AOS	JHK	RES
38	161	0	TEC +0.00	TEH +0.00	EB-610-LLMC		NDD									24	DLR	KPH	RES
38	161	2	TSH -3.56	TSH +4.53	+POINT-610-115/36/S80		NDD									78	JWM	WRH	RES
38	161	12	TSH -3.12	TSH +2.92	620-MRPC-3C/52 PH		NDD									86	AOS	JHK	RES
40	161	0	TEC +0.00	TEH +0.00	EB-610-LLMC		NDD									25	DLR	WRH	RES
40	161	12	TSH -4.16	TSH +3.27	620-MRPC-3C/52 PH		NDD									87	AOS	JHK	RES
42	161	0	TEC +0.00	TEH +0.00	EB-610-LLMC		NDD									25	DLR	WRH	RES
42	161	2	TSH -3.72	TSH +5.75	+POINT-610-115/36/S80		NDD									77	JWM	WRH	RES
42	161	12	TSH -4.09	TSH +3.34	620-MRPC-3C/52 PH		NDD									87	AOS	JHK	RES
5	164	0	TEC +0.00	TEH +0.00	EB-610-LLMC		NDD									24	AOS	KPH	RES
5	164	12	TSH -3.13	TSH +2.79	620-MRPC-3C/52 PH		NDD									86	AOS	JHK	RES
21	164	0	TEC +0.00	TEH +0.00	EB-610-LLMC		NDD									24	AOS	KPH	RES
21	164	12	TSH -2.82	TSH +3.22	620-MRPC-3C/52 PH		NDD									86	AOS	JHK	RES

Total Tubes: 1822

Total Entries: 3871

4.14 AUGMENTED INSERVICE INSPECTION PROGRAM FOR STEAM GENERATORS

- 4.14.1 Each steam generator shall be demonstrated OPERABLE by performance of the following augmented inservice inspection program and the requirements of Specification 4.0.5.
- 4.14.2 Steam Generator Sample Selection and Inspection - Each steam generator shall be determined OPERABLE during shutdown by selecting and inspecting at least the minimum number of steam generators specified in Table 4.14-1.
- 4.14.3 Steam Generator Tube Sample Selection and Inspection - The steam generator tube minimum sample size, inspection result classification, and the corresponding action required shall be as specified in Table 4.14-2. The inservice inspection of steam generator tubes shall be performed at the frequencies specified in Specification 4.14.4 and the inspected tubes shall be verified acceptable per the acceptance criteria of Specification 4.14.5. The tubes selected for each inservice inspection shall include at least 3% of the total number of tubes in all steam generators; the tubes selected for these inspections shall be selected on a random basis except:
- a. Where experience in similar plants with similar water chemistry indicates critical areas to be inspected, then at least 50% of the tubes inspected shall be from these critical areas.
 - b. The first sample of tubes selected for each inservice inspection (subsequent to the preservice inspection) of each steam generator shall include:
 1. All nonplugged tubes that previously had detectable wall penetrations greater than 20%.
 2. Tubes in those areas where experience has indicated potential problems.
 3. A tube inspection (pursuant to Specification 4.14.5.a.8) shall be performed on each selected tube. If any selected tube does not permit the passage of the eddy current probe for a tube inspection, this shall be recorded and an adjacent tube shall be selected and subjected to a tube inspection.
 - c. The tubes selected as the second and third samples (if required by Table 4.14-2) during each inservice inspection may be subjected to a partial tube inspection provided:
 1. The tubes selected for these samples include the tubes from those areas of the tube sheet array where tubes with imperfections were previously found.

AUGMENTED INSERVICE INSPECTION PROGRAM FOR STEAM GENERATORS (Cont'd)

2. The inspections include those portions of the tubes where imperfections were previously found.

The results of each sample inspection shall be classified into one of the following three categories:

<u>Category</u>	<u>Inspection Results</u>
C-1	Less than 5% of the total tubes inspected are degraded tubes and none of the inspected tubes are defective.
C-2	One or more tubes, but not more than 1% of the total tubes inspected are defective, or between 5% and 10% of the total tubes inspected are degraded tubes.
C-3	More than 10% of the total tubes inspected are degraded tubes or more than 1% of the inspected tubes are defective.

Note: In all inspections, previously degraded tubes must exhibit significant (greater than 10%) further wall penetrations to be included in the above percentage calculations.

4.14.4 Inspection Frequencies - The above required inservice inspection of steam generator tubes shall be performed at the following frequencies:

- a. The first inservice inspection shall be performed after 6 Effective Full Power Months but within 24 calendar months of inaugural criticality for the steam generators. Subsequent inservice inspections shall be performed at intervals of not less than 12 nor more than 24 calendar months after the previous inspection. If two consecutive inspections following service under AVT conditions, not including the preservice inspection, result in all inspections results falling into the C-1 category or if two consecutive inspections demonstrate that previously observed degradation has not continued and no additional degradation has occurred, the inspection interval may be extended to a maximum of once per 40 months.
- b. If the results of the inservice inspection of a steam generator conducted in accordance with Table 4.14-2 at 40 month intervals fall into Category C-3, the inspection frequency shall be increased to at least once per 20 months.

The increase in inspection frequency shall apply until the subsequent inspections satisfy the criteria of Specification 4.14.4.a; the interval may then be extended to a maximum of once per 40 months.

- c. Additional, unscheduled inservice inspections shall be performed on each steam generator in accordance with the first sample inspection specified in Table 4.14-2 during the shutdown subsequent to any of the following conditions:
1. Primary-to-secondary tube leaks (not including leaks originating from tube-to-tube sheet welds) in excess of the limits of Specification 3.1.5.
 2. A seismic occurrence greater than the Operating Basis Earthquake.
 3. A loss-of-coolant accident resulting in initiation of flow of the engineered safeguards.
 4. A main steam line or main feedwater line break.

4.14.5 Acceptance Criteria

- a. As used in this Specification

1. Imperfection means an exception to the dimensions, finish or contour of a tube from that required fabrication drawings or specifications. Eddy-current testing indications below 20% of the nominal tube wall thickness, if detectable, may be considered as imperfections.
2. Degradation means a service-induced cracking, wastage, wear or general corrosion occurring on either inside or outside of a tube.
3. Degraded Tube means a tube containing imperfections greater than or equal to 20% of the nominal wall thickness caused by degradation.
4. % Degradation means the percentage of the tube wall thickness affected or removed by degradation.
5. Defect means an imperfection of such severity that it exceeds the plugging limit. A tube containing a defect is defective.
6. Plugging Limit means the imperfection depth at or beyond which the tube shall be removed from service and is equal to 40% of the nominal tube wall thickness.

7. Unserviceable described the condition of a tube if it leaks or contains a defect large enough to affect its structural integrity in the event of an Operating Basis Earthquake, a loss-of-coolant accident, or a steam line or feedwater line break as specified in 4.14.4.c, above.
 8. Tube Inspection means an inspection of the steam generator tube from the point of entry (hot leg side) completely around the U-bend to the top support of the cold leg.
 9. Preservice Inspection means an inspection of the full length of each tube in steam generator performed by eddy current techniques prior to service to establish a baseline condition of the tubing. This inspection shall be performed after the shop hydrostatic test and prior to initial POWER OPERATION using the equipment and techniques expected to be used during subsequent inservice inspections.
- b. The steam generator shall be determined OPERABLE after completing the corresponding actions (plug all tubes exceeding the plugging limit and all tubes containing through-wall cracks) required by Table 4.14-2.

4.14.6

Reports

- a. Within 15 days following the completion of each inservice inspection of steam generator tubes, the number of tubes plugged in each steam generator shall be reported to the Commission in a Special Report pursuant to Specification 6.9.3.3b.
- b. The complete results of the steam generator tube inservice inspection shall be submitted to the Commission in a Special Report pursuant to Specification 6.9.3.3b within 12 months following completion of the inspection. This Special Report shall include:
 1. Number and extent of tubes inspected.
 2. Location and percent of wall-thickness penetration for each indication of an imperfection.
 3. Identification of tubes plugged
- c. Results of steam generator tube inspections that fall into Category C-3 shall require 24 hour verbal notification to the NRC prior to resumption of plant operation. A written followup within the next 30 days shall provide a description of investigations and corrective measures taken to prevent recurrence.

Table 4.14-1

MINIMUM NUMBER OF STEAM GENERATORS TO BE
INSPECTED DURING INSERVICE INSPECTION

Preservice Inspection	Yes
No. of Steam Generators per Unit	Two
First Inservice Inspection	One
Second & Subsequent Inservice Inspections	One ¹

Table Notation:

1. The inservice inspection may be limited to one steam generator on a rotating schedule encompassing 6% of the tubes if the results of previous inspections indicate that all steam generators are performing in a like manner. Note that under some circumstances, the operating conditions in one or more steam generators may be found to be more severe than those in other steam generators. Under such circumstances the sample sequence shall be modified to inspect the most severe conditions.

TABLE 4.14-2
STEAM GENERATOR TUBE INSPECTION

1ST SAMPLE INSPECTION			2ND SAMPLE INSPECTION		3RD SAMPLE INSPECTION	
Sample Size	Result	Action Required	Result	Action Required	Result	Action Required
A minimum of S Tubes per S.G.	C-1	None	N/A	N/A	N/A	N/A
	C-2	Plug defective tubes and inspect additional 2S tubes in this S.G.	C-1	None	N/A	N/A
			C-2	Plug defective tubes and inspect additional 4S tubes in this S.G.	C-1	None
					C-2	Plug defective tubes
					C-3	Perform action for C-3 result of first Sample
	C-3	Perform action for C-3 result of first Sample	N/A	N/A		
	C-3	Inspect all tubes in this S.G., plug defective tubes and inspect 2S tubes in each other S.G. 24 hour verbal notification to NRC with written follow up within next 30 days	All other S.G.s are C-1	None	N/A	N/A
			Some S.G.s C-2 but no additional S.G. are C-3	Perform action for C-2 result of second sample	N/A	N/A
			Additional S.G. is C-3	Inspect all tubes each S.G. and plug defective tubes.	N/A	N/A

$$S = 3 \frac{N}{n} \%$$

Where N is the number of steam generators in the unit, and n is the number of steam generators inspected during an inspection

Basis:

The Surveillance Requirements for inspection of the steam generator tubes ensure that the structural integrity of this portion of the PCS will be maintained. The program for inservice inspection of steam generator tubes is based on a modification of Regulatory Guide 1.83, Revision 1. Inservice inspection of steam generator tubing is essential in order to maintain surveillance of the conditions of the tubes in the event that there is evidence of mechanical damage or progressive degradation due to design, manufacturing errors, or inservice conditions that lead to corrosion.

Inservice inspection of steam generator tubing also provides a means of characterizing the nature and cause of any tube degradation so that corrective measures can be taken.

The plant is expected to be operated in a manner such that the secondary coolant will be maintained within those chemistry limits found to result in negligible corrosion of the steam generator tubes. If the secondary coolant chemistry is not maintained within these limits, localized corrosion may likely result in stress corrosion cracking. The extent of cracking during plant operation would be limited by the limitation of steam generator tube leakage limit between the primary coolant system and the secondary coolant system that is stated in Technical Specifications 3.1.5. Cracks having a primary-to-secondary leakage less than this limit during operation will have an adequate margin of safety to withstand the loads imposed during normal operation and by postulated accidents. Operating experience has demonstrated that primary-to-secondary leakage in excess of the limits stated in Technical Specification 3.1.5 can readily be detected by radiation monitors of steam generator blowdown or condenser off-gas. Leakage in excess of this limit will require plant shutdown and an unscheduled inspection, during which the leaking tubes will be located and plugged.

Waste-type defects are unlikely with proper chemistry treatment of the secondary coolant. However, even if a defect should develop in service, it will be found during scheduled inservice steam generator tube examinations. Plugging will be required for all tubes with imperfections exceeding the plugging limit of 40% of the tube nominal wall thickness (ASME B&PV Code, Section XI, IWB 3521). Steam generator tube inspections of operating plants have demonstrated the capability to reliably detect degradation that has penetrated 20% of the original tube wall thickness.

Whenever the results of any steam generator tubing inservice inspection fall into category C-3, these results will be promptly reported to the Commission prior the resumption of plant operation. Such cases will be considered by the Commission on a case-by-case basis and may result in a requirement for analysis, laboratory examinations, tests, additional eddy-current inspection, and revision of the Technical Specifications, if necessary.

ASME BOILER AND PRESSURE VESSEL CODE
AN AMERICAN NATIONAL STANDARD

SECTION V
Nondestructive Examination

1983 EDITION

JULY 1, 1983



ASME BOILER AND PRESSURE VESSEL COMMITTEE
SUBCOMMITTEE ON NONDESTRUCTIVE TESTING

THE AMERICAN SOCIETY OF MECHANICAL ENGINEERS
United Engineering Center 345 East 47th Street New York, N.Y. 10017

This code or standard was developed under procedures accredited as meeting the criteria for American National Standards. The Consensus Committee that approved the code or standard was balanced to assure that individuals from competent and concerned interests have had an opportunity to participate. The proposed code or standard was made available for public review and comment which provides an opportunity for additional public input from industry, academia, regulatory agencies, and the public-at-large.

ASME does not "approve," "rate," or "endorse" any item, construction, proprietary device, or activity.

ASME does not take any position with respect to the validity of any patent rights asserted in connection with any items mentioned in this document, and does not undertake to insure anyone utilizing a standard against liability for infringement of any applicable Letters Patent, nor assume any such liability. Users of a code or standard are expressly advised that determination of the validity of any such patent rights, and the risk of infringement of such rights, is entirely their own responsibility.

Participation by federal agency representative(s) or person(s) affiliated with industry is not to be interpreted as government or industry endorsement of this code or standard.

The footnotes in this document are part of this American National Standard.

Copyright© 1983 by
THE AMERICAN SOCIETY OF MECHANICAL ENGINEERS
All Rights Reserved

Date of Issue — July 1, 1983
(Includes all Addenda dated December 1982 and earlier)

The Specifications published and copyrighted by The American Society for Testing and Materials are reproduced with the Society's permission.

No part of this document may be reproduced in any form, in an electronic retrieval system or otherwise, without the prior written permission of the publisher.

Library of Congress Catalog Card Number: 56-3934
Printed in the United States of America

Adopted by the Council of The American Society of Mechanical Engineers, 1914.
Revised 1940, 1941, 1943, 1946, 1949, 1952, 1953, 1956, 1959, 1962, 1965, 1968, 1971, 1974, 1977, 1980, 1983

ARTICLE 8

S84

T-810	Scope.....	75
T-820	General.....	75
T-821	Written Procedure.....	75
T-830	Description of Method.....	75
T-840	Reference Specimen.....	75
T-850	Equipment Qualification.....	75
T-860	Acceptance Requirements.....	76
T-870	Procedure Requirements.....	76

Appendix I

	Eddy Current Examination Method for Installed Nonferromagnetic Steam Generator Heat Exchanger Tubing.....	77
I-10	Introduction.....	77
I-11	Scope.....	77
I-12	General Requirements.....	77
I-20	Examination Equipment and Procedure.....	77
I-21	Equipment.....	77
I-23	Procedure Requirements.....	77
I-30	Calibration.....	78
I-31	Equipment Specifications.....	78
I-32	Calibration Standards.....	78
I-33	System Calibration.....	78
I-34	Calibration Confirmation.....	79
I-35	Calibration to Correlate Signals to Depth of Discontinuities.....	79
I-40	Examination.....	81
I-41	General.....	81
I-42	Traverse Speed.....	81
I-50	Evaluation.....	81
I-51	General.....	81

Figures

I-33-1	Examples of Typical Signals from a Properly Calibrated Differential Coil Probe System.....	79
I-33-2	Example of Typical Signals from a Properly Calibrated Absolute Coil Probe System.....	80
I-35-1	Phase Angle vs. Flaw Depth Inconel Tube 400 kHz (Typical).....	80

ARTICLE 8

EDDY CURRENT EXAMINATION OF TUBULAR PRODUCTS

T-810 SCOPE

(a) This Article describes the method to be used when a referencing Code Section requires eddy current or other electrical examination to this Article. The methods conform substantially with the following Standards listed in Article 26 and reproduced in Subsection B:

SE-243 Electromagnetic (Eddy Current) Testing of Seamless Copper and Copper-Alloy Heat Exchanger and Condenser Tubes.

SE-309 Eddy Current Testing of Steel Tubular Products With Magnetic Saturation.

SE-215 Standardizing Equipment for Electromagnetic Testing of Seamless Aluminum-Alloy Tube.

SE-268 Terms Relating to Electromagnetic Testing.

(b) The requirements of Article 1, General Requirements, and Appendix A, Glossary of Terms Used in Nondestructive Examination, also apply when eddy current examination to Article 8 is required by a referencing Code Section.

T-820 GENERAL

T-821 Written Procedure

All eddy current or other electrical examinations shall be performed to detailed written procedures, unless otherwise stated in the referencing Code Section.

T-830 DESCRIPTION OF METHOD

The procedure for eddy current or other electrical examination methods shall provide a sensitivity which will consistently detect discontinuity indications equal to or greater than those in the reference specimen

described in T-840. Products with discontinuities which produce indications in excess of the reference standards shall be processed in accordance with T-860.

T-840 REFERENCE SPECIMEN

(a) The reference specimen shall be a part of and shall be processed in the same manner as the product being examined. It shall be of the same nominal diameter and the same nominal composition as the product being examined. Unless specified in the referencing Code Section, the reference discontinuities shall be transverse notches or drilled holes as described in Paragraph 5.4 "Calibration Standard" of Standard Method SE-243.

(b) The reference specimen shall be long enough to simulate the handling of the product being examined through the inspection equipment. The separation between reference discontinuities placed in the same reference specimen shall be not less than twice the length of the sensing unit of the inspection equipment.

T-850 EQUIPMENT QUALIFICATION

(a) The proper functioning of the examination equipment shall be checked and calibrated by the use of the reference specimens as follows:

- (1) at the beginning of each production run of a given diameter and thickness of a given material
- (2) after each hour during the production run
- (3) at the end of the production run
- (4) at any time that malfunctioning is suspected

(b) If, during any check it is determined that the testing equipment is not functioning properly, all of the product tested since the last check shall be re-examined.

T-860 ACCEPTANCE REQUIREMENTS

Acceptance requirements shall be as specified in the referencing Code Section.

T-870 PROCEDURE REQUIREMENTS

A written procedure, when required according to T-150, shall include at least the following:

- (a) frequency
- (b) type of coil or probe (e.g., differential coil)
- (c) type of material and sizes to which applicable
- (d) reference specimen notch or hole size
- (e) additional information as necessary to permit retesting

ARTICLE 8 — APPENDIX I

**EDDY CURRENT EXAMINATION METHOD
FOR INSTALLED
NON-FERROMAGNETIC STEAM GENERATOR
HEAT EXCHANGER TUBING**

**ARTICLE I-10
INTRODUCTION**

I-11 SCOPE

This Appendix defines the Eddy Current (ET) examination method and equipment requirements applicable to installed non-ferromagnetic steam generator heat exchanger tubing. The method described here is intended to detect flaws, and quantify degradation of the tubing. The Appendix is intended to provide assurance that all steam generator tube examinations are conducted in such a manner that the indication from a flaw penetrating 20% or more of the tube wall is readily discernible from probe motion, flaw detection adjacent to supporting members is optimized, measurement error is minimized, and that the test results are consistent.

I-12 GENERAL REQUIREMENTS

- (a) The requirements for test equipment, and examination procedures shall be in accordance with I-20.
- (b) Calibrations shall be done in accordance with I-30.

**ARTICLE I-20
EXAMINATION EQUIPMENT AND
PROCEDURE**

I-21 EQUIPMENT

- (a) An Eddy Current Test (ET) instrument capable

of operation at frequencies which meet the requirements of I-33 shall be used.

- (b) The instrument shall provide phase and amplitude information. Its frequency response shall be flat, $\pm 15\%$ of full scale from d-c to 100 Hz.

- (c) The instrument shall display a two dimensional pattern by use of an X-Y storage-display oscilloscope, whose frequency response shall be flat, $\pm 10\%$ from d-c to 100 Hz.

- (d) The magnetic tape recorder used during the examination shall have at least two channels and the capability for recording tube identification. The frequency response shall be flat, $\pm 15\%$ from d-c to 100 Hz.

- (e) The strip chart recorder used during the examination shall have at least two channels. The frequency response shall be flat over at least 20% of full scale from d-c to 100 Hz.

- (f) The ET system shall be capable of detecting and recording flaws originating on either tube wall surface and extending to a depth of 20% or more through the tube wall.

- (g) Probes with absolute and/or differential coil arrangements may be used.

- (h) Probe drive to meet the requirements of I-42.

- (i) Probe positioning devices (optional).

I-23 PROCEDURE REQUIREMENTS

When the referencing Code Section requires it, Eddy Current (ET) examinations shall be performed in accordance with a written procedure. Each procedure shall include at least the following information:

- (a) tube material, diameter, and wall thickness;
- (b) size and type of probes, including manufacturer's name, description or part number, and length of probe cable;
- (c) examination frequency or frequencies;
- (d) manufacturer and model of ET equipment;
- (e) scanning speed during examination;
- (f) inspection technique, i.e., hand probe, mechanized probe drive, remote control fixture, etc.;
- (g) calibration procedure and calibration standards;
- (h) data recording equipment and procedures;
- (i) procedure for interpretation of results;
- (j) additional information as necessary to describe the examination.

ARTICLE I-30 CALIBRATION

I-31 EQUIPMENT SPECIFICATIONS

- (a) The oscillator output frequency to the drive coil shall be within its indicated frequency, $\pm 5\%$.
- (b) The vertical and horizontal linearity of the Cathode Ray Tube (CRT) display shall be within $\pm 10\%$ of the deflection input voltage.
- (c) The CRT vertical and horizontal trace alignment shall be parallel to the graticule lines ± 2 deg.
- (d) The ratio of the output voltage from the tape recorder shall be within $\pm 5\%$ of the input voltage for each channel of the tape recorder.
- (e) The chart speed from the strip chart recorder shall be the indicated value $\pm 5\%$.
- (f) The amplification in both channels of the ET instrument shall be equal to each other at all sensitivity settings within $\pm 5\%$.
- (g) The two output channels of the ET instrument shall be orthogonal ± 3 deg. at the test frequency.
- (h) The above parameter shall be certified annually.

I-32 CALIBRATION STANDARDS

The calibration standards shall be manufactured from a length of tubing of the same nominal size and material type (chemical composition and heat treatment) as that to be examined in the vessel. The standard shall contain calibration discontinuities as follows:

- (a) 100% drill hole (0.052 in. diameter for $\frac{3}{4}$ in. O.D. tubing and smaller and 0.067 in. diameter for larger tubing).
- (b) Four flat bottomed holes, $\frac{3}{16}$ in. diameter, spaced 90 deg. apart in a single plane around the tube

circumference, 20% through the tube wall from the O.D.

(c) A $\frac{1}{16}$ in. wide 360 deg. circumferential groove, 20% through from the inner tube surface. (Required for absolute coil calibration only.)

(d) A 360 deg. circumferential groove $\frac{1}{8}$ in. wide and 10% through from the outer tube surface. (Required for absolute coil calibration only.)

(e) All calibration discontinuities shall be spaced so that they can be identified from each other and from the end of the tube.

(f) Each standard shall be identified by a serial number.

(g) The depth of the calibration of discontinuities, at their center, shall be accurate to within $\pm 20\%$ of the specified depth or ± 0.003 in., whichever is smaller. All other dimensions shall be accurate to ± 0.010 in.

(h) The actual dimensions of the calibration discontinuities and the ET system response to those applicable shall become part of the permanent record of the standard.

(i) Alternate calibration discontinuities may be used, if they are proven capable of meeting the requirements of I-33.

I-33 SYSTEM CALIBRATION

The examination system shall be calibrated utilizing the standard described in I-32.

(a) Differential Coil Calibration

(1) Set the ET instrument at a test frequency chosen so that the phase angle of a signal from the four 20% flat bottomed holes is between 50 deg. and 130 deg. rotated clockwise from the signal of the through the wall hole (Fig. I-33-1).

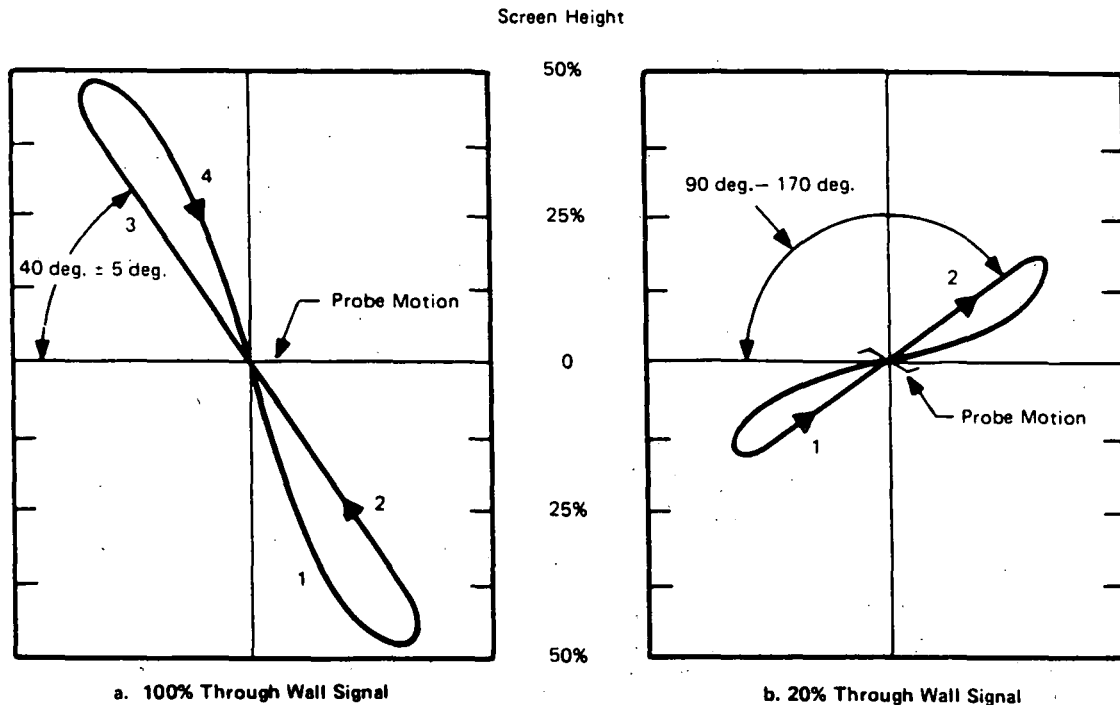
(2) The sensitivity shall be sufficient to produce a response from the through-the-wall hole with an amplitude minimum of 50% of the full CRT screen height. At this setting, the phase and amplitude of signals from each applicable calibration discontinuity shall be clearly distinguishable.

(3) Adjust the phase or rotation control of the ET instrument such that the signal response due to probe motion is horizontal on the CRT screen.

(4) Withdraw the test probe through the calibration standard, recording the responses of the applicable calibration discontinuities. Ascertain that they are clearly indicated by the instrument and distinguishable from each other as well as from probe motion signals.

(b) Absolute Coil Calibration

(1) Set the ET instrument at a test frequency

**NOTES:**

- (1) Angles and signals are approximate.
- (2) Arrows and numbers denote CRT trace motion as probe is withdrawn past calibration discontinuity.

FIG. I-33-1 EXAMPLES OF TYPICAL SIGNALS FROM A PROPERLY CALIBRATED DIFFERENTIAL COIL PROBE SYSTEM

chosen so the phase angle of a signal from the 10% O.D. groove is between 50 deg. and 130 deg. from the tangent drawn to the tip of the signal of the through the wall hole (Fig. I-33-2).

(2) Position the test probe inside the calibration standard with the coil in a section of the tube free of artificial flaws and balance the instrument to null the output.

(3) Adjust the phase or rotation control of the ET instrument such that the signal response from the O.D. groove is vertical on the CRT screen.

(4) Withdraw the test probe through the calibration standard, recording the responses of the applicable calibration discontinuities. Ascertain that they are clearly indicated by the instrument and distinguishable from each other as well as from probe motion signals.

I-34 CALIBRATION CONFIRMATION

(a) Calibration shall include the complete ET examination system. Any change of test probe, extension

cables, ET instrument, recording instruments, or any other parts of the ET examination system shall require recalibration.

(b) The system calibration shall be confirmed from time to time, as required by the referencing Code Section.

(c) Should the system be found to be out of calibration as defined in I-33, the equipment shall be recalibrated. The recalibration shall be noted on both the magnetic tape and the strip chart.

I-35 CALIBRATION TO CORRELATE SIGNALS TO DEPTH OF DISCONTINUITIES

The depth of discontinuities is primarily shown by the phase angle of the ET signal they produce. A relationship of artificial discontinuity depths versus signal phase angle shall be developed for the examination being performed (see Fig. I-35-1). For this purpose, the following artificial discontinuity comparators shall be used:

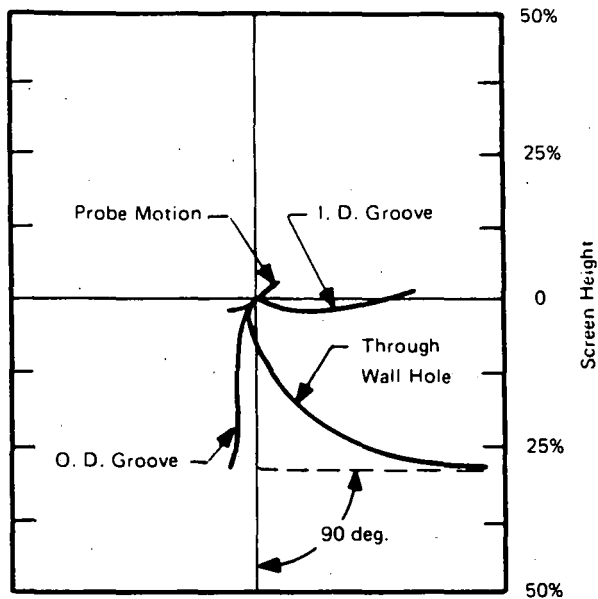


FIG. I-33-2 EXAMPLE OF TYPICAL SIGNALS FROM A PROPERLY CALIBRATED ABSOLUTE COIL PROBE SYSTEM

(a) The artificial discontinuity comparators shall be manufactured from a length of tubing of the same nominal size (diameter and wall thickness) and material as the tubes being examined.

(b) The artificial discontinuities shall be flat bottom holes drilled to varying depths.

(c) Where the depth of the hole is the same as the one used for Equipment Calibration (see I-32) the same Standard may be used.

(d) The tolerances for the dimensions of the holes shall be the same as those specified for the Calibration Standards (see I-32).

(e) Except for the holes specified in (f)(1) below, all holes shall be far enough apart to avoid interference between signals.

(f) Depth of artificial discontinuities:

(1) four flat bottom drill holes, $\frac{3}{16}$ in. diameter, 20% through the wall [same as the Calibration Standard (b) in I-32];

(2) one flat bottom drill hole, $\frac{3}{16}$ in. in diameter \times 40% through the wall from the outside surface;

(3) one flat bottom drill hole, $\frac{7}{64}$ in. in diameter \times 60% through the wall from the outside surface;

(4) one flat bottom drill hole, $\frac{5}{64}$ in. in diameter \times 80% through the wall from the outside surface;

(5) one through the wall drill hole [same as the Calibration Standard (a) in I-32].

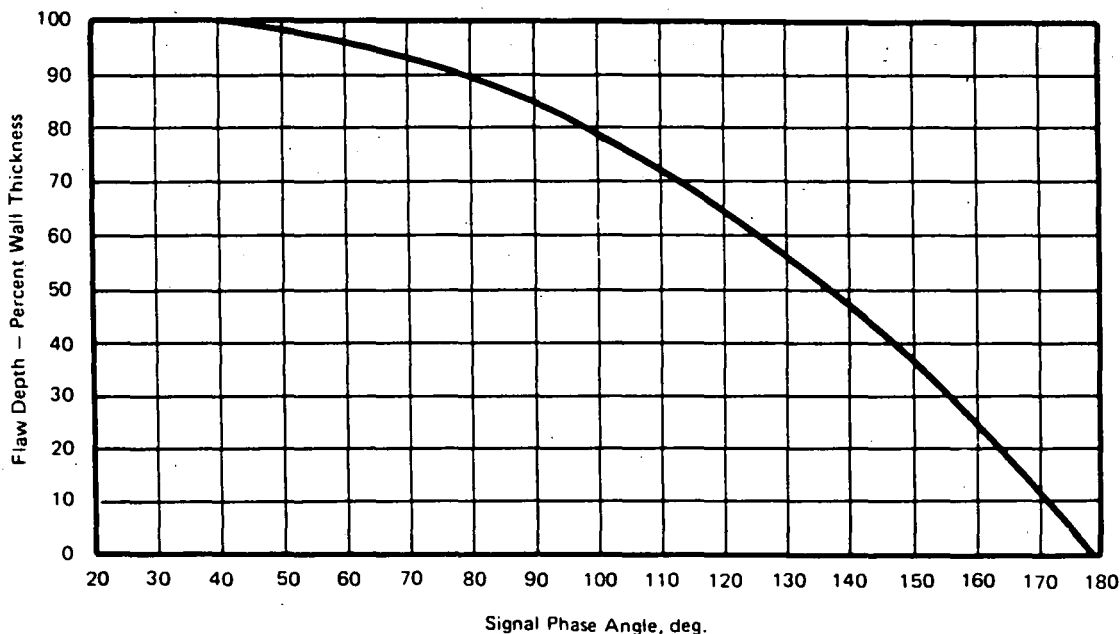


FIG. I-35-1 PHASE ANGLE VS. FLAW DEPTH INCONEL TUBE 400 KHz (TYPICAL)

(g) Other artificial discontinuity comparators may be used, if they can be demonstrated to be at least equal.

ARTICLE I-40 EXAMINATION

I-41 GENERAL

When recording is desired, all data shall be recorded on both the magnetic tape and the strip charts, as the test probe traverses the tube.

I-42 TRAVERSE SPEED

The maximum traversing speed is determined by the frequency response of the electronic system employed. For equipment with the specifications cited in I-21, the traverse speed during examination shall not exceed 14 in./sec. Higher traverse speeds may be used if adequate frequency response and sensitivity to the applicable calibration discontinuities, can be demonstrated.

ARTICLE I-50 EVALUATION

I-51 GENERAL

It is usually necessary to evaluate the data obtained. Such evaluation shall be made in accordance with requirements of the referencing Code Section.

ASME BOILER AND PRESSURE VESSEL CODE
AN AMERICAN NATIONAL STANDARD

SECTION XI

Rules for Inservice Inspection of Nuclear Power Plant Components

1983 EDITION

JULY 1, 1983



ASME BOILER AND PRESSURE VESSEL COMMITTEE
SUBCOMMITTEE ON NUCLEAR INSERVICE INSPECTION

THE AMERICAN SOCIETY OF MECHANICAL ENGINEERS
United Engineering Center 345 East 47th Street New York, N.Y. 10017

This code or standard was developed under procedures accredited as meeting the criteria for American National Standards. The Consensus Committee that approved the code or standard was balanced to assure that individuals from competent and concerned interests have had an opportunity to participate. The proposed code or standard was made available for public review and comment which provides an opportunity for additional public input from industry, academia, regulatory agencies, and the public-at-large.

ASME does not "approve," "rate," or "endorse" any item, construction, proprietary device, or activity.

ASME does not take any position with respect to the validity of any patent rights asserted in connection with any items mentioned in this document, and does not undertake to insure anyone utilizing a standard against liability for infringement of any applicable Letters Patent, nor assume any such liability. Users of a code or standard are expressly advised that determination of the validity of any such patent rights, and the risk of infringement of such rights, is entirely their own responsibility.

Participation by federal agency representative(s) or person(s) affiliated with industry is not to be interpreted as government or industry endorsement of this code or standard.

The footnotes in this document are part of this American National Standard.

Copyright © 1983 by
THE AMERICAN SOCIETY OF MECHANICAL ENGINEERS
All Rights Reserved

Date of Issue — July 1, 1983
(Includes all Addenda dated December 1982 and earlier)

No part of this document may be reproduced in any form, in an electronic retrieval system or otherwise, without the prior written permission of the publisher.

Library of Congress Catalog Card Number: 56-3934
Printed in the United States of America

Adopted by the Council of The American Society of Mechanical Engineers, 1914.
Revised 1940, 1941, 1943, 1946, 1949, 1952, 1953, 1956, 1959, 1962, 1965, 1968, 1971, 1974, 1977, 1980, 1983

ARTICLE IWA-6000

RECORDS AND REPORTS

IWA-6100 SCOPE

The requirements for retention of records and reports (IWA-6300) also apply to those records and reports of Section III, Divisions 1 and 2 as identified by IWA-6310.

IWA-6200 REQUIREMENTS

IWA-6210 OWNER'S RESPONSIBILITY

(a) The Owner shall prepare plans and schedules for inservice examinations and tests to meet the requirements of this Division.

(b) The Owner shall prepare records of the examinations, tests, replacements, and repairs.

(c) The Owner shall prepare inservice inspection summary reports.

IWA-6220 PREPARATION

(a) Examination, test, replacement, and repair records shall be prepared in accordance with the requirements of respective Articles of this Division.

(b) Inservice inspection summary reports shall be prepared at the completion of each inspection conducted during a refueling outage. Examinations, tests, replacements, and repairs conducted since the preceding summary report shall be included. The summary report shall contain the following information:

(1) numbers assigned to the components by the State, Municipality, or Province;

(2) National Board Numbers assigned to the components by the manufacturer;

(3) name of the components and descriptions, including size, capacity, material, location, and drawings to aid identification;

(4) name and address of manufacturers;

(5) manufacturer's component identification numbers;

(6) date of completion of the examination, test, replacement, or repair;

(7) name of Inspector who witnessed or otherwise verified the examinations, tests, replacements, or repairs, and the Inspector's employer and business address, when required;

(8) abstract of examinations, tests, replacements, or repairs performed; conditions recorded; and corrective measures recommended or taken;

(9) signature of Inspector, when required;

(10) Owner's Report for Inservice Inspections, Form NIS-1, and Owner's Report for Repairs or Replacements, Form NIS-2, as shown in Appendix II.

(c) Plans, schedules, records, and summary reports shall have a cover sheet providing the following information:

(1) date of document completion

(2) name and address of Owner

(3) name and address of generating plant

(4) name or number designation of the unit

(5) commercial operating date for the unit

IWA-6230 SUMMARY REPORT SUBMITTAL

Within 90 days of the completion of the inservice inspection conducted during a refueling outage, the Owner shall file inservice inspection summary reports for Class 1 and 2 pressure retaining components and their supports with the enforcement and regulatory authorities having jurisdiction at the plant site.

IWA-6300 RETENTION

IWA-6310 MAINTENANCE OF RECORDS

The Owner shall retain records and reports identified in IWA-6330 and IWA-6340 as a minimum. The records and reports shall be filed and maintained in a manner which will allow access by the Inspector. The

Owner shall provide suitable protection from deterioration and damage for all records and reports, in accordance with the Owner's Quality Assurance Program, for the service lifetime of the component or system. Storage shall be either at the plant site or at another location that will meet the access and Quality Assurance Program requirements.

IWA-6320 REPRODUCTION AND MICROFILMING

Records and reports shall be either the original or a reproduced, legible copy. Radiographs may be micro-filmed; however, the Owner's Quality Assurance Program shall include a system of monitoring the accuracy of the reproduction process so that when the microfilm is projected to the original size it will provide the same information retrieval capability as the original radiograph. The accuracy of the reproduction process includes the exposure (or multiple exposures for density coverage), focusing, contrast, and resolution. The Quality Assurance Program shall also provide a system for identifying film artifacts that might appear as material discontinuities in the reproduction.

IWA-6330 CONSTRUCTION RECORDS

Records designated by the Owner in accordance with NCA-4134.17(d) shall be retained.

IWA-6340 INSERVICE INSPECTION RECORDS AND REPORTS

The Owner shall be responsible for designating the records to be maintained. Such records shall include the following as a minimum:

- (a) an index to record file;
- (b) inservice inspection plans and schedules (IWA-6220);
- (c) inservice inspection reports (IWA-6220);
- (d) repair records and reports (IWA-4000);
- (e) replacement records and reports (IWA-7000);
- (f) nondestructive examination procedures (IWA-1000);
- (g) nondestructive examination records, including radiographs and review forms (IWA-1000);
- (h) pump records and reports (IWP-6000);
- (i) valve records and reports (IWV-6000);
- (j) pressure test procedures (IWA-5000);
- (k) pressure test records (IWA-5000).

FORM NIS-1 OWNER'S REPORT FOR INSERVICE INSPECTIONS
As required by the Provisions of the ASME Code Rules

- 1. Owner _____
(Name and Address of Owner)
- 2. Plant _____
(Name and Address of Plant)
- 3. Plant Unit _____ 4. Owner Certificate of Authorization (if required) _____
- 5. Commercial Service Date _____ 6. National Board Number for Unit _____
- 7. Components Inspected

Component or Appurtenance	Manufacturer or Installer	Manufacturer or Installer Serial No.	State or Province No.	National Board No.

SAMPLE

Note: Supplemental sheets in form of lists, sketches, or drawings may be used, provided (1) size is 8½ in. x 11 in., (2) information in items 1 through 6 on this report is included on each sheet, and (3) each sheet is numbered and the number of sheets is recorded at the top of this form.

This Form (E00029) may be obtained from the Order Dept., ASME, 345 E. 47th St., New York, N.Y. 10017

FORM NIS-1 (Back)

- 8. Examination Dates _____ to _____ 9. Inspection Interval from _____ to _____
- 10. Abstract of Examinations. Include a list of examinations and a statement concerning status of work required for current interval.
- 11. Abstract of Conditions Noted.
- 12. Abstract of Corrective Measures Recommended and Taken

We certify that the statements made in this report are correct and the examinations and corrective measures taken conform to the rules of the ASME Code, Section XI.

Certificate of Authorization No. (if applicable) _____ Expiration Date _____

Date _____ 19 _____ Signed _____ By _____
Owner

CERTIFICATE OF INSPECTION

I, the undersigned, holding a valid commission issued by the National Board of Boiler and Pressure Vessel Inspectors and the State or Province of _____ employed by _____ of _____ have inspected the _____ described in this Owner's Report during the period _____ to _____, and state that to the best of my knowledge and belief, the Owner has performed examinations and taken corrective measures described in this Owner's Report in accordance with the requirements of the ASME Code, Section XI.

By signing this certificate neither the Inspector nor his employer makes any warranty, expressed or implied, concerning the examinations and corrective measures described in this Owner's Report. Furthermore, neither the Inspector nor his employer shall be liable in any manner for any personal injury or property damage or a loss of any kind arising from or connected with this inspection.

Inspector's Signature _____ Commissions _____

Date _____ National Board, State, Province, and Endorsements

TABLE IWB-2412-1
INSPECTION PROGRAM B

Inspection Interval	Inspection Period, Calendar Years of Plant Service	Minimum Examinations Completed, %	Maximum Examinations Credited, % [Note (1)]
1st	3	16	34
	7	50	67
	10	100	100
2nd	13	16	34
	17	50	67
	20	100	100
3rd	23	16	34
	27	50	67
	30	100	100
4th	33	16	34
	37	50	100
	40	100	...

NOTE:

(1) Except as noted in Table IWB-2500-1, B1.30.

(b) The inspection period specified in (a) above may be decreased or extended by as much as 1 year to enable an inspection to coincide with a plant outage, within the limitations of IWA-2400(c).

IWB-2412 Inspection Program B

(a) With the exception of the examinations that may be deferred until the end of an inspection interval as specified in Table IWB-2500-1 and for steam generator tubing, the required examinations shall have been completed during each successive inspection interval in accordance with Table IWA-2412-1.

(b) The inspection period specified in (a) above may be decreased or extended by as much as 1 year to enable an inspection to coincide with a plant outage, within the limitations of IWB-2400(c).

IWB-2413 Inspection Program for Steam Generator Tubing

The examinations shall be governed by the plant Technical Specification.

IWB-2420 SUCCESSIVE INSPECTIONS

(a) The sequence of component examinations established during the first inspection interval shall be repeated during each successive inspection interval, to the extent practical.

(b) If flaw indications are evaluated in accordance with IWB-3122.4 and the component qualifies as acceptable for continued service, the areas containing such flaw indications shall be reexamined during the next three inspection periods listed in the schedules of the inspection programs of IWB-2410.

(c) If the reexaminations required by (b) above reveal that the flaw indications remain essentially unchanged for three successive inspection periods, the component examination schedule may revert to the original schedule of successive inspections.

(d) For steam generator tubing, the successive examinations shall be governed by the plant Technical Specification.

IWB-2430 ADDITIONAL EXAMINATIONS

(a) Examinations performed during any inspection that reveal indications exceeding the allowable indications standards of IWB-3000 shall be extended to include an additional number of components (or areas), within the same examination category, approximately equal to the number of components (or areas) examined initially during the inspection.

(b) If the additional examinations reveal further indications exceeding the allowable standards, the remaining number of similar components (or areas) within the same examination category shall be examined to the extent specified in Table IWB-2500-1, except as modified by (c) and (d) below.

(c) Where the required piping examinations are limited to one loop or branch run of an essentially symmetric piping configuration, examinations that reveal indications exceeding the allowable indications standards of IWB-3000 shall require the additional examinations of (a) above and shall be extended to include examination of a second loop or branch run to the extent specified in Table IWB-2500-1.

(d) If the examination of the second loop or branch run reveals further indications exceeding the allowable standards of IWB-3000, the remaining number of loops or branch runs that perform similar functions shall be examined.

(e) For steam generator tubing, the additional examinations shall be governed by the plant Technical Specification.

TABLE IWB-2500-1 (CONT'D)
EXAMINATION CATEGORIES

EXAMINATION CATEGORY B-Q, STEAM GENERATOR TUBING							
Item No.	Parts Examined	Examination Requirements/ Fig. No.	Examination Method	Acceptance Standard	Extent and Frequency of Examination		Deferral of Inspection to End of Interval
					1st Inspection Interval	Successive Inspection Intervals, 2nd, 3rd, 4th	
B16.10	Steam Generator Tubing in Straight Tube Design	Entire length of tubing	Volumetric	**	.	.	
B16.20	Steam Generator Tubing in U-Tube Design	Tubing hot leg side, U-bend portion and optionally cold leg side	Volumetric	IWB-3521	.	.	

NOTES:
 * The examination requirements, examination method, and the extent and frequency of examination shall be governed by the plant Technical Specification.
 ** In course of preparation.

TABLE IWB-3514-4 ALLOWABLE LINEAR INDICATIONS
Material: Ferritic steels that meet the requirements of NB-2300 and specified
minimum yield strength of 50 ksi or less at 100°F

Examination	Nominal Wall Thickness, t , in. [Note (1)]					
	Less Than 0.312	0.312	1.0	2.0	3.0	4.0 and over
Surface Examination Method, PT or MT						
Preservice Examination [Note (2)]						
Indication Length, l , in.	$1/16$	$1/8$	$1/4$	$1/4$	$1/4$	$1/4$
Inservice Examination [Note (2)]						
Indication Length, l , in.	$3/16$	$3/16$	$5/16$	$5/8$	$7/8$	$7/8$
Volumetric Examination Method, RT						
Preservice Examination [Note (3)]						
Surface Indication Length, l , in.	...	$1/8$	$1/4$	$1/4$	$1/4$	$1/4$
Subsurface Indication Length, l , in.	...	$1/4$	$3/8$	$3/4$	1.0	1.0
Inservice Examination [Note (3)]						
Surface Indication Length, l , in.	...	$3/16$	$5/16$	$5/8$	$7/8$	$7/8$
Subsurface Indication Length, l , in.	...	$1/4$	$3/8$	$3/4$	1.2	1.4

NOTES:

- (1) For intermediate nominal wall thicknesses, linear interpolation is permissible. Refer to IWA-3200(c).
- (2) The provision of IWB-3514.2(b) may be applied whenever these standards are exceeded.
- (3) The distinction between surface and subsurface indications shall be determined by the rules of IWA-3320 and IWA-3370, and may require special examination techniques.

(2) The size of an allowable surface indication that penetrates through the cladding into base material shall not exceed the standards of IWB-3518.1(a), except that the dimension a of the indication shall be the total depth minus the nominal clad thickness.

IWB-3519 Standards for Examination Category B-L-2 and B-M-2, Pump Casings and Valve Bodies

These standards are in the course of preparation.

IWB-3520 STANDARDS FOR EXAMINATION CATEGORY B-N, INTERIOR SURFACES AND INTERNAL COMPONENTS OF REACTOR VESSELS

These standards are in the course of preparation.

IWB-3521 Standards for Examination Category B-Q, Steam Generator Tubes

IWB-3521.1 Allowable Indications for U-Tube Steam Generators. For single or multiple indications of cracks, wastage, or intergranular corrosion in

tubing of SB-163 material meeting the requirements of NB-2550 and having an r/t ratio of less than 8.70, the depth of an allowable O.D. indication shall not exceed 40% of the tube wall thickness.

IWB-3521.2 Allowable Indications for Straight-Tube Steam Generators. In the course of preparation.

IWB-3523 Standards for Examination Category B-O, Pressure Retaining Welds in Control Rod Drive Housings

IWB-3523.1 Allowable Planar Indications

(a) The size of an allowable planar indication within the boundary of the examination surfaces and volumes delineated in Fig. IWB-2500-18 shall not exceed the limits specified in IWB-3523.2 and IWB-3523.3, as applicable.

(b) Where an indication extends beyond the boundaries of the examination surfaces and volumes, or separate indications are detected that lie both within and beyond the boundaries but are characterized as a single indication by the rules of IWA-3300, the overall indication size shall be compared with the standards of (a) above.

APPENDIX IV
EDDY CURRENT EXAMINATION
OF NONFERROMAGNETIC STEAM GENERATOR
HEAT EXCHANGER TUBING

ARTICLE IV-1000

INTRODUCTION

IV-1100 SCOPE

This Appendix supplements Article 8 — Appendix I of Section V to define additional requirements on items such as personnel qualification, procedure, records, evaluation, and reporting applicable to the Eddy Current Test (ET) examination method for installed nonferromagnetic steam generator heat exchanger tubing.

ARTICLE IV-2000

EXAMINATION PERSONNEL AND PROCEDURE

IV-2100 GENERAL REQUIREMENTS

Article IWA-2000, Examination and Inspection, of this Section and Article I, General Requirements; Article 8 — Appendix I, Eddy Current Examination Method for Installed Non-Ferromagnetic Steam Generator Heat Exchanger Tubing, and Appendix A, Glossary of Terms of Section V, apply when eddy current examination according to this Appendix is required.

IV-2200 PERSONNEL REQUIREMENTS

In addition to the qualification requirements of IWA-2300 for personnel performing nondestructive

examination operations, personnel interpreting ET data shall be qualified in accordance with SNT-TC-1A, 1975, Level II or higher, specifically for the evaluation of data from nonferromagnetic tubing.

IV-2300 PROCEDURE REQUIREMENTS

ET examinations shall be performed in accordance with a written procedure. Each procedure shall include at least the information required by I-23 of Article 8 — Appendix I of Section V. In addition, each procedure shall include the scanning direction and speed during examination (insertion, retraction, or both, from inlet or outlet end).

ARTICLE IV-3000 CALIBRATION

System calibration shall be performed per I-30 of Article 8 — Appendix I of Section V. In addition, the following requirements apply.

(a) Calibration confirmation shall be performed and recorded at the beginning and end of each magnetic tape and at least once every 4 hr.

(b) System calibration shall be performed dynamically.

(c) If recalibration is required, the data interpreter shall determine which tubes, if any, shall be reexamined.

ARTICLE IV-4000 EXAMINATION

Recording is required (refer to I-40 of Article 8 —
Appendix I of Section V).

ARTICLE IV-5000

RECORDS

IV-5100 GENERAL

The data from all tube examinations shall be recorded on both magnetic tape and strip chart as the test probe traverses the tube.

IV-5200 RECORD IDENTIFICATION

Each reel of tape and its companion roll of chart paper shall, as a minimum, contain the following information at the beginning of each side:

- (a) Owner
- (b) plant site
- (c) heat exchanger identity
- (d) reel number and side
- (e) date of examination

After each calibration, the following additional information shall be recorded:

- (a) serial number of the calibration standard
- (b) operator's identification and certification level
- (c) nominal operating frequency
- (d) cable type and characteristics
- (e) lengths of probe and extension cables

- (f) size and type of probe(s)
- (g) probe manufacturer's name and probe description or part number.

IV-5300 TUBE IDENTIFICATION

Each tube examined shall be identified on the tape and strip chart.

IV-5400 FIXTURE LOCATION VERIFICATION

(a) The ability of the fixture to locate specific tubes shall be verified visually and recorded upon installation of the fixture and before relocating or removing the fixture.

(b) Should the performance of fixture location verification reveal that an error has occurred in the recording of probe location, all tubes examined since the previous location verification shall be reexamined.

ARTICLE IV-6000

EVALUATION

IV-6100 GENERAL

All indications recorded during the examination shall be evaluated.

IV-6200 TIME OF EVALUATION

The evaluation may be performed as each tube is being examined or at a later time using the magnetic tape to recreate the cathode ray tube patterns.

IV-6300 RECORDING OF RESULTS

Indications equal to or greater than 20% wall penetration shall be identified and the depth noted. The percent of tube wall penetration for each indication equal to or greater than 20% shall be recorded in a summary sheet [see Appendix B (Form NIS-BB)]. The report shall include the axial location along the length of the tube.

ARTICLE IV-7000

REPORT OF EXAMINATION

(a) The Owner or his agent shall prepare a report of the examinations performed during each inservice inspection. The report shall be prepared, filed, and maintained in accordance with IWA-6000. Procedures and equipment used shall be identified sufficiently to permit comparison of the examination results with new examination results run at a later date; this shall include initial calibration data for each ET examination system and subsequent rechecks.

(b) The report shall include a record indicating the tube(s) examined (this may be marked on a tubesheet sketch or drawing), any scanning limitations, the location and depth of each reported indication, and the identification and certification level of the operator(s) and data evaluator(s) who conducted each examination or part thereof.

CASES OF ASME BOILER AND PRESSURE VESSEL CODE

Approval Date: May 4, 1988

See Numerical Index for expiration
and any reaffirmation dates.

Case N-401-1
Eddy Current Examination
Section XI, Division 1

Inquiry: Is it permissible, as an alternative to the Section XI, Division 1, Appendix IV, requirement for magnetic tape and strip chart recording of eddy current test data, to use digitized collection and storage of data as the permanent record for eddy current examinations, and to what extent do the calibration requirements of IV-3000 apply?

Reply: It is the opinion of the Committee that, when demonstrated equivalent to the Authorized Nuclear Inservice Inspector, digitized collection and storage of eddy current test data may be used as an alternative to magnetic tape and strip chart recording of eddy current test data required by Section XI, Division 1, Appendix IV. Periodic calibration in accordance with IV-3000 is required only for the analog elements of the digital eddy current data collection and storage equipment.

PALISADES NUCLEAR PLANT
ENGINEERING MANUAL PROCEDURE

TITLE: STEAM GENERATOR INSERVICE INSPECTION

Thomas Rejcek / 2/28/95
Procedure Sponsor Date

BVanWagner / 1/13/95
Technical Reviewer Date

_____/_____/_____
User Reviewer Date Rev #

TITLE: STEAM GENERATOR INSERVICE INSPECTION

Table of Contents

1.0	<u>PURPOSE</u>	1
2.0	<u>SCOPE</u>	1
2.2	<u>DEFINITIONS</u>	1
2.2.1	<u>Authorized Inspection Agency</u>	1
2.2.2	<u>Authorized Nuclear Inservice Inspector</u>	1
2.2.3	<u>Flaw Indication</u>	1
2.2.4	<u>Eddy Current Test</u>	2
2.2.5	<u>Examination Agency</u>	2
2.2.6	<u>Technical Specifications 4.14.5 Definitions</u>	2
3.0	<u>REFERENCES</u>	3
3.1	SOURCE DOCUMENTS	3
3.2	REFERENCE DOCUMENTS	3
4.0	<u>RESPONSIBILITIES - GENERAL</u>	4
4.1	ENGINEERING PROGRAMS, SPECIAL PROJECTS	4
4.2	EXAMINATION AGENCY	4
4.3	REVIEWS/APPROVALS	4
5.0	<u>PREOUTAGE PLANNING</u>	4
5.1	ECT WORK REQUEST(S)/WORK ORDER(S)	4
5.2	EXAMINATION AGENCY PROCEDURES	4
5.3	S/G TUBE LISTINGS	4
5.4	NEW INSPECTION TECHNIQUES	5
5.5	CONTRACTING WITH EXAMINATION AGENCIES	5
5.6	EXAMINATION SCHEDULES	5
5.7	NOTIFICATION(S)	5
6.0	<u>ONSITE ACTIVITIES</u>	5
6.1	PREINSPECTION ACTIVITIES	5
6.2	INSPECTION ACTIVITIES	6
6.3	AUDITS	6
6.4	REPORTABLE INDICATIONS	6
6.5	INDICATION EVALUATION	6
6.6	INDICATION DISPOSITION	7
6.7	ADMINISTRATIVE ANOMALIES	7
6.8	REVIEW OF ONSITE ACTIVITIES	7
6.9	TECHNICAL SPECIFICATION SURVEILLANCE PROCEDURE COMPLETION	7

TITLE: STEAM GENERATOR INSERVICE INSPECTION

Table of Contents

7.0	<u>POST ONSITE ACTIVITY REPORTS</u>	7
7.1	EXAMINATION AGENCY REPORT(S)	7
7.2	REPORT DISTRIBUTION	8
8.0	<u>RECORDS/DOCUMENTS</u>	9
8.1	S/G ISI RECORD	9
8.2	S/G TUBE SHEET DRAWINGS	9
8.3	MISCELLANEOUS RECORDS	9
9.0	<u>ATTACHMENTS</u>	9

ATTACHMENTS

Attachment 1, "Steam Generator Inservice Inspection Matrix"

TITLE: STEAM GENERATOR INSERVICE INSPECTION

USER ALERT
REFERENCE USE PROCEDURE

Refer to the procedure periodically to confirm that all procedure segments of an activity will be or are being performed. Where required, sign appropriate sign-off blanks to certify that all segments are complete.

1.0 PURPOSE

To provide guidance for the Palisades Steam Generator (S/G) Program Manager(s), responsible for the Steam Generator (S/G) Inservice Inspection Program.

To justify continued operability of S/G tubing through periodic eddy current testing.

2.0 SCOPE

2.1 The S/G Inservice Inspection Program covers inspection and data base management for the S/G tubing inspection.

2.2 DEFINITIONS

2.2.1 Authorized Inspection Agency

An Authorized Inspection Agency is one designated by, or acceptable to, the appropriate legal authority of one of the cities or states of the United States of America, or Province of Canada, that has adopted Section XI of the ASME Boiler and Pressure Vessel Code. Such agencies shall meet the criteria of Section XI of the ASME Code and of the National Board of Boiler and Pressure Vessel Inspectors.

2.2.2 Authorized Nuclear Inservice Inspector

An inspector employed by an Authorized Inspection Agency.

2.2.3 Flaw Indication

An ET signal which may denote the presence of tube degradation.

TITLE: STEAM GENERATOR INSERVICE INSPECTION

2.2.4 Eddy Current Test

A nondestructive test method that is based on the generation of eddy currents in a conductive material that is used to (1) detect and measure S/G tube wall degradation and (2) monitor tube damage precursors such as denting.

2.2.5 Examination Agency

An Examination Agency is an agency designated by the Palisades Nuclear Plant for the purpose of performing the S/G tubing eddy current inspection required by Technical Specifications and Section XI of the ASME Boiler and Pressure Vessel Code, 1983 Edition and Summer 1983 Addenda. When applicable by code and plant requirements, personnel shall be certified in accordance with ASNT-TC-1A. All requirements of Palisades Plant Administrative Procedures that are applicable shall be met by the Examination Agency.

2.2.6 Technical Specifications 4.14.5 Definitions

- a. Imperfection means an exception to the dimensions, finish or contour of a tube from that required fabrication drawings or specifications. Eddy current testing indications below 20% of the nominal tube wall thickness, if detectable, may be considered as imperfections.
- b. Degradation means a service-induced cracking, wastage, wear or general corrosion occurring on either inside or outside of a tube.
- c. Degraded Tube means a tube containing imperfections greater than or equal to 20% of the nominal wall thickness caused by degradation.
- d. % Degradation means the percentage of the tube wall thickness affected or removed by degradation.
- e. Defect means an imperfection of such severity that it exceeds the plugging limit. A tube containing a defect is defective.
- f. Plugging Limit means the imperfection depth at or beyond which the tube shall be removed from service and is equal to 40% of the nominal tube wall thickness.

TITLE: STEAM GENERATOR INSERVICE INSPECTION

- g. Unserviceable describes the condition of a tube if it leaks or contains a defect large enough to affect its structural integrity in the event of an operating basis earthquake, a loss-of-coolant accident, or a steam line or feedwater line break as specified in Technical Specifications Section 4.14.4.c.
- h. Tube Inspection means an inspection of S/G tube from the point of entry (hot leg side) completely around the U-bend to the top support of the cold leg.

3.0 REFERENCES

3.1 SOURCE DOCUMENTS

- 3.1.1 American Society of Mechanical Engineers Boiler and Pressure Vessel Code, 1983 Edition and Summer 1983 Addenda, Section V
- 3.1.2 Regulatory Guide 1.83, "Inservice Inspection of Pressurized Water Reactor Steam Generator Tubes"
- 3.1.3 Palisades Administrative Procedure 10.05, "Procurement of Services"
- 3.1.4 FSAR Sections 1.2.4, 4.3.4, 5.7.5.12, 6.9, 14.15, 14.16.3.2
- 3.1.5 Technical Specifications, Chapter 4, Sections 4.0.5, 4.3, and 4.14

3.2 REFERENCE DOCUMENTS

- 3.2.1 Technical Specification Surveillance Procedure RT-60, "Inspection Program for Steam Generator Tubing"
- 3.2.2 American Society for Nondestructive Testing (ASNT), Recommended Practice No SNT-TC-1A
- 3.2.3 American Society of Mechanical Engineers Boiler and Pressure Vessel Code, 1983 Edition and Summer 1983 Addenda, Section XI, IWB-3521.1
- 3.2.4 Palisades Administrative Procedure 5.17, "Training and Qualification for Nonpermanent Plant Employees and Contracted Services Personnel"
- 3.2.5 Palisades Administrative Procedure 10.03, "Procurement of Material"
- 3.2.6 Palisades Administrative Procedure 10.41, "Procedure Initiation and Revision"
- 3.2.7 Palisades Administrative Procedure 10.01, "Material Storage and Control"
- 3.2.8 NRC Information Notice 94-05, "Potential Failure of Steam Generator Tubes with Kinetically Welded Sleeves"

TITLE: STEAM GENERATOR INSERVICE INSPECTION

4.0 RESPONSIBILITIES - GENERAL

4.1 ENGINEERING PROGRAMS, SPECIAL PROJECTS

Overall responsibility for the administration of the inservice inspection of S/G tubing.

4.2 EXAMINATION AGENCY

Responsible for the accuracy of the data collected during the S/G tube inspection.

4.3 REVIEWS/APPROVALS

The matrix in Attachment 1 summarizes preparation, review and approval of documents produced in accordance with this procedure.

5.0 PREOUTAGE PLANNING

USER ALERT

REFERENCE USE PROCEDURE

Refer to the procedure periodically to confirm that all procedure segments of an activity will be or are being performed. Where required, sign appropriate sign-off blanks to certify that all segments are complete.

5.1 ECT WORK REQUEST(S)/WORK ORDER(S)

The Program Manager shall ensure the Work Request(s)/Work Order(s) controlling the Examination Agency performance are generated to assure adequate control on code use, personnel and equipment utilization, onsite activities and examination procedures.

5.2 EXAMINATION AGENCY PROCEDURES

The Program Manager shall ensure all procedures are reviewed and approved in accordance with Palisades Administrative Procedure 10.41, "Procedure Initiation and Revision," prior to use.

5.3 S/G TUBE LISTINGS

5.3.1 The Program Manager shall review and approve all S/G tube listings to indicate all tubes to be examined and identifying respective eddy current techniques.

TITLE: STEAM GENERATOR INSERVICE INSPECTION

5.3.2 Required tube examinations for Palisades are selected from the requirements as stated in Palisades Technical Specifications, Section 4.14, "Augmented Inservice Inspection Program for Steam Generators."

5.3.3 In addition, supplemental examinations may be performed to aid in characterization of the S/G tube indications or other special requirements.

5.4 **NEW INSPECTION TECHNIQUES**

New inspection techniques shall be considered for evaluation and inclusion in the eddy current test program as specified in Palisades Technical Specifications, Section 4.3, "System Surveillance."

5.5 **CONTRACTING WITH EXAMINATION AGENCIES**

The Program Manager shall ensure Examination Agencies have been contracted to perform S/G inservice inspection as required.

5.6 **EXAMINATION SCHEDULES**

Planning for onsite inspection activities shall include, as required, preparation of examination activity critical path, daily schedules within Plant constraints and preoutage meetings with Examination Agencies.

5.7 **NOTIFICATION(S)**

The Program Manager shall notify the Enforcement Authority (Michigan Department of Labor - Boiler Division) and the Authorized Inspection Agency of the scheduled S/G inspection.

6.0 **ONSITE ACTIVITIES**

6.1 **PREINSPECTION ACTIVITIES**

Examination crews are directed to appropriate Plant personnel for any required plant indoctrination (Security, Radiation Protection, Confined Space Training). The Program Manager shall conduct a review of personnel, equipment and material certifications provided by the examination agencies. Training requirements of Palisades Administrative Procedure 5.17, "Training and Qualification for Nonpermanent Plant Employees and Contracted Services Personnel," shall be met.

TITLE: STEAM GENERATOR INSERVICE INSPECTION

6.2 INSPECTION ACTIVITIES

6.2.1 The Program Manager shall coordinate Examination Agency(ies), Authorized Nuclear Inservice Inspector, State and NRC activities. A Work Order will be used to control Examination Agency activities. As work progresses, The Program Manager shall review data to provide engineering justification(s) and recommended dispositions of reportable indications. The Program Manager shall initiate changes in the Work Order to facilitate performing additional examinations or reexaminations, if necessary.

6.2.2 After the Inservice Inspection examinations start, the inspection progress is monitored and the examination data is reviewed to ensure that all scheduled items are properly inspected according to approved procedures. The Program Manager shall interface with personnel who monitor examinations to ensure that the results are as complete and accurate as possible. The Program Manager shall keep the Plant Planning and Scheduling Administrator apprised of inspection progress and problems as they occur, as well as the status of evaluations and corrective actions which must be completed prior to returning the Plant to service.

6.3 AUDITS

The Program Manager shall ensure any audit observation/findings conducted by the Authorized Nuclear Inservice Inspector, NRC, or any designate audit group are dispositioned in accordance with the Plant's Corrective Action System.

6.4 REPORTABLE INDICATIONS

The Program Manager shall ensure any indications which exceed code acceptance standards or Plant Technical Specifications and cannot be resolved by the Examination Agency as non-relevant are documented on Condition Reports describing indications resolution, disposition instructions, action taken and the results of any reexamination. All indications in this category shall be dispositioned prior to returning the plant to service. Indications considered non-relevant shall be adequately documented by the Examination Agency on the data sheet or other document which becomes part of the ISI Record.

6.5 INDICATION EVALUATION

The Program Manager shall be responsible for coordinating the characterization and evaluation of all the indications documented on Condition Reports for ISI activities. The engineering evaluations of the indications are performed by the Program Manager, other members of the Plant staff, or outside contractor(s). Close liaison shall be maintained by the Program Manager with the evaluating agency to ensure timely resolution of the indications. Any engineering evaluations performed by an organization other than Engineering Programs shall be reviewed by the Program Manager.

TITLE: STEAM GENERATOR INSERVICE INSPECTION

6.6 INDICATION DISPOSITION

6.6.1 The Program Manager shall be responsible for recommending dispositioning indications by determining whether adequate engineering justification exists to return the Plant to service without repair or if a repair must be made. Where conflicts arise in the evaluations or recommended dispositioning of indications, the Program Manager shall refer them to the Engineering Programs Manager for final review and determination or the course of action to be followed. It should be noted that, in some cases, PRC review may be required in accordance with the Palisades Plant Administrative Procedures.

6.6.2 The Program Manager shall approve a tube plugging list based on examination data review. A Condition Report and the associated plugging list shall be issued for evaluation and disposition.

6.6.3 The Program Manager shall review MRC Information Notice 94-05, "Potential failure of Steam Generator Tubes with Kinetically Welded Sleeves" Prior to approving the insertion of kinetically (explosively) welded sleeves.

6.7 ADMINISTRATIVE ANOMALIES

Deviations addressing inservice activities other than indication evaluation shall be resolved by the Program Manager.

6.8 REVIEW OF ONSITE ACTIVITIES

All examination results are analyzed either onsite or offsite via T-1 connection to an appropriate analysis facility. All resolution results and tube plugging lists generated as a result of the inspection shall be approved by the Program Manager. A complete record of all data obtained including examination agency reviews, deviation notifications, procedures, and personnel/equipment certifications shall be forwarded to the Program Manager after completion of all onsite work.

6.9 TECHNICAL SPECIFICATION SURVEILLANCE PROCEDURE COMPLETION

Program Manager shall complete or review as required, RT-60, "Inspection Program for S/G Tubing."

7.0 POST ONSITE ACTIVITY REPORTS

7.1 EXAMINATION AGENCY REPORT(S)

7.1.1 An Examination Report, reviewed and approved by Level III personnel, must be submitted to the Program Manager within 30 days after completion of the Examination Agencies portion of the onsite examination activities.

TITLE: STEAM GENERATOR INSERVICE INSPECTION

7.1.2 The report shall contain:

- a. Field Data/Exam Results Summary (General Listing)
- b. Tube Repair Listings
- c. Repair Criteria
- d. History
- e. Examination Scope
- f. Updated S/G Tube Sheet Drawings

7.1.3 The report shall meet the criteria established in American Society of Mechanical Engineers (ASME) Boiler and Pressure Vessel Code, Section XI, Section IWA-6200.

7.2 **REPORT DISTRIBUTION**

The following outside agencies shall receive reports as described below:

7.2.1 NRC

- a. Results of S/G tube inspections that fall into Category C-3 shall require 24 hour verbal notification to the NRC prior to resumption of Plant operation. A written followup within the next 30 days shall provide a description of investigations and corrective measures taken to prevent recurrence.
- b. Within 15 days following the completion of each inservice inspection of S/G tubes, the number of tubes plugged in each S/G shall be reported to the Commission in a Special Report pursuant to Technical Specifications 6.9.3.3b.
- c. The complete results of the S/G tube inservice inspection shall be submitted to the Commission in a Special Report pursuant to Technical Specifications 6.9.3.3b within 12 months following completion of the inspection. This Special Report shall include:
 1. Number and extent of tubes inspected.
 2. Location and percent of wall-thickness penetration for each indication of an imperfection.
 3. Identification of tubes plugged.

7.2.2 State of Michigan, Michigan Department of Labor-Boiler Division

7.2.3 Authorized Inspection Agency

TITLE: STEAM GENERATOR INSERVICE INSPECTION

8.0 RECORDS/DOCUMENTS

8.1 S/G ISI RECORD

The completed Work Order NIS-2, NIS-1, NRC Report and all appendices, constitutes the completed S/G ISI Record as identified in American Society of Mechanical Engineers (ASME) Boiler and Pressure Vessel Code, Section XI, Section IWA-6200. The S/G ISI Record, which includes the Examination Agency Report (Section 7.1) shall be reviewed and entered into the Plant Document Control Center and the Uniform File Index within 12 months of completion of the last onsite examination.

8.2 S/G TUBE SHEET DRAWINGS

The Program Manager shall update S/G Tube Sheet Drawings M1FK Sheets 1 and 2 to reflect current status per Palisades Plant Administrative Procedures.

8.3 MISCELLANEOUS RECORDS

All documentation concerning the S/G inservice inspection not included in Section 8.1 above, is indexed and shall be entered into the Uniform File Index by the Program Manager.

9.0 ATTACHMENTS

Attachment 1. "Steam Generator Inservice Inspection Matrix"

STEAM GENERATOR INSERVICE INSPECTION MATRIX

<u>DOCUMENT TITLE</u>	<u>PREPARATION/ REVISION</u>	<u>REVIEW</u>	<u>APPROVAL</u>	<u>UFI AND RETENTION</u>	<u>REFERENCE DOCUMENT</u>
S/G Tube Listing	Examination Agency	Engineering Programs	Engineering Programs	22.21.04/LP	N/A
ISI Reports	Engineering Programs	Engineering Programs	Engineering Programs Manager	22.21.04/LP	ASME Section XI Tech Specs 4.14
ISI Records	Engineering Programs	Engineering Programs	Engineering Programs	22.21.04/LP	
NIS-1 Form	Engineering Programs	None	Authorized Inspector	*	ASME Section XI
Examination Agency, Level III Date Package Review	Examination Agency	Engineering Programs	Engineering Programs	*	
Safety Evaluation	Engineering Programs	Authorized Reviewer	PRC	*	
Examination Procedures	Examination Agency	Admin/Management, PRC, ALARA, Safety Evaluation, Technical, Engineering Programs	Engineering Programs Manager	*	Tech Specs 4.14 EM-09-05 Palisades Admin 10.41
Personnel Certifications	Examination Agency	Engineering Programs	N/A	*	
Work Request/ Work Order	Engineering Programs	Engineering Programs	N/A		Palisades Admin 5.01

* These are not stand alone records, but are filed as part of ISI Report, etc.

STEAM GENERATOR INSERVICE INSPECTION MATRIX

<u>DOCUMENT TITLE</u>	<u>PREPARATION/ REVISION</u>	<u>REVIEW</u>	<u>APPROVAL</u>	<u>UFI AND RETENTION</u>	<u>REFERENCE DOCUMENT</u>
Equipment Certifications	Examination Agency	Engineering Programs	N/A	*	
Material Certifications	Examination Agency	Engineering Programs	Chem (Consumable Controls) or Material Management as required	*	Palisades Admin 10.01 Palisades Admin 1.03 Palisades Admin 10.05
Examination Data	Examination Agency	Engineering Programs	N/A	*	
Condition Reports	Engineering Programs	Originator's Supervisor, CARB, PRC	Dept Head	*	Palisades Admin 3.03
Engineering Evaluations on Condition Reports	Engineering Programs	As Part of CR	Part of CR	*	Palisades Admin 3.03
NIS-2 Form	Engineering Programs	None	Authorized Inspector	*	ASME Section XI

* These are not stand alone records, but are filed as part of ISI Report, etc.

PALISADES NUCLEAR PLANT
TECHNICAL SPECIFICATION SURVEILLANCE AND SPECIAL TEST
PROCEDURE ISSUE AND ROUTING SHEET

Proc No RT-60
Revision 8

TITLE: INSPECTION PROGRAM FOR STEAM GENERATOR TUBING

ISSUED TO S/G Program Manager FREQUENCY Refueling COLD SHUTDOWN
REQUIRED (Y/N) Yes

SPECIAL REQUIREMENTS PCS drained or Steam Generator nozzle dams installed. Testing shall be performed at an interval of not less than 12 or more than 24 months after the previous inspection, unless directed by the Steam Generator Program Manager in accordance with Technical Specification 4.14, 1.25/3.25 extensions are not allowed.

EQUIPMENT	EQUIPMENT	EQUIPMENT	EQUIPMENT	ASSOCIATED EQUIPMENT
E-50A E-50B				

SPECIAL INST _____

WORKING COPY

EXPIRATION DATE REFOUT 95
8/2/10

ROUTE AFTER COMPLETION (ORDER NO IN BOX)

1	1st LINE SUPV	<u>SDR</u>	<u>7/20/95</u>	3	SURV PROG SCHED		
*2	SS/SE	<u>N/A</u>	<u>N/A</u>	4	SYSTEM ENG		
	RX ENGINEER				ISI ENG		
	OPS SE/SUP SUPV				DESIGN ENG		
5	SYS ENG SEC HD				FIRE PROT SUPV		
	HP TECH SUPV				I&C ENG SUPV		
	CHEM SUPT				OPS SUPPORT SUPV		
	ENG PROG SEC HD			6	SURV PROG SCHED		
				7	DOC CONTROL		

* Required only if inoperable equipment.

To GEFreeman, Palisades

From _____

Date _____

Subject PALISADES PLANT - IMPROVEMENT OF SURVEILLANCE TEST _____ Revision _____

CONSUMERS
POWER
COMPANY

Internal
Correspondence

Persons performing surveillance tests are in a unique position to improve the quality of these procedures. This can be achieved by identifying better ways to perform the test, areas of the test which are not clear, inefficient test organization, inconsistencies within the test or similar tests, etc. The purpose of this form is to provide you with a convenient method to bring your concerns to the attention of the procedure sponsor. It is not to be used in place of the formal revision processes to change procedures.

Recommended changes/clarifications:

I wish to discuss the sections indicated below with the procedure sponsor.

Original filmed with test and a copy sent to procedure sponsor for review: _____
Date _____ Init _____

Procedure sponsor to complete section below:

Evaluate the above recommended changes for procedure incorporation. Complete proper blank below and forward form to Tech Spec Coordinator and a copy to comment originator upon completion.

- TCN: # _____
- Procedure Revision: # _____
- Editorial Change: _____
- No Change Required

Procedure Originator

Date

PALISADES NUCLEAR PLANT
TECHNICAL SPECIFICATION SURVEILLANCE AND SPECIAL TEST
PROCEDURE ISSUE AND ROUTING SHEET

Proc No RT-60
Revision 8

TITLE: INSPECTION PROGRAM FOR STEAM GENERATOR TUBING

ISSUED TO S/G Program Manager FREQUENCY Refueling COLD SHUTDOWN REQUIRED (Y/N) Yes

SPECIAL REQUIREMENTS PCS drained or Steam Generator nozzle dams installed. Testing shall be performed at an interval of not less than 12 or more than 24 months after the previous inspection, unless directed by the Steam Generator Program Manager in accordance with Technical Specification 4.14, 1.25/3.25 extensions are not allowed.

EQUIPMENT	EQUIPMENT	EQUIPMENT	EQUIPMENT	ASSOCIATED EQUIPMENT
E-50A E-50B				

SPECIAL INST _____

WORKING COPY

EXPIRATION DATE REFOUT 95
02/10

ROUTE AFTER COMPLETION (ORDER NO IN BOX)

1	1st LINE SUPV	<u>SDR</u>	<u>7/20/95</u>	3	SURV PROG SCHED		
*2	SS/SE	<u>N/A</u>	<u>N/A</u>	4	SYSTEM ENG		
	RX ENGINEER				ISI ENG		
	OPS SE/SUP SUPV				DESIGN ENG		
5	SYS ENG SEC HD				FIRE PROT SUPV		
	HP TECH SUPV				I&C ENG SUPV		
	CHEM SUPT				OPS SUPPORT SUPV		
	ENG PROG SEC HD			6	SURV PROG SCHED		
				7	DOC CONTROL		

* Required only if inoperable equipment.

PALISADES NUCLEAR PLANT
TECHNICAL SPECIFICATION SURVEILLANCE PROCEDURE

TITLE: INSPECTION PROGRAM FOR STEAM GENERATOR TUBING

Thomas Rejcek / 2/16/95
Procedure Sponsor Date

BVVanWagner / 01/16/95
Technical Reviewer Date

_____/_____/_____
User Reviewer Date Rev #

PALISADES NUCLEAR PLANT
TECHNICAL SPECIFICATION SURVEILLANCE TEST PROCEDURE
ACCEPTANCE CRITERIA AND OPERABILITY SHEET

Proc No RT-60
Revision 8
Page 1 of 2

TITLE: INSPECTION PROGRAM FOR STEAM GENERATOR TUBING

1. Does data obtained meet acceptance criteria? If no or yes, with exceptions is checked, provide explanation and/or justification on Page 2.

Yes No Yes, with exceptions.

Thomas Rejzys 17/19/95
First Line Supervisor Date

2. Are all Limiting Safety System Settings required by Technical Specification Section(s) None met? If no or yes, with exceptions is checked, provide explanation and/or justification on Page 2.

Yes No Yes, with exceptions.

Thomas Rejzys 17/19/95
First Line Supervisor Date

3. Is all equipment operable and/or do all parameters meet Technical Specification Section(s) 4.0.5, 4.3, 4.14? (ie. Do we comply with the tested technical specification requirements?) If no or yes, with exceptions is checked, provide explanation and/or justification for operability and/or continued operation on Page 2.

Yes No Yes, with exceptions.

Thomas Rejzys 17/19/95 17:15
First Line Supervisor Date Time

4. If any no or yes, with exceptions box was checked in Item 2 or 3 above, the Limiting Conditions of Operation specified in Technical Specification Section(s) 3.1.5c, 3.1.5d, 3.1.1d may be applicable.

5. If any no or yes, with exceptions box was checked in Item 1, 2, or 3 above, or technical review not acceptable in Item 7 below, identify corrective action document.

CR Yes No # N/A WR/WO Yes No # _____

6. If no or yes, with exceptions box was checked in Item 3 above, notify SS/SE.

Tags Installed Yes No Location _____

SS/SE Review: _____
Signature Date Time

7. Technical Review Acceptable: Yes No

Retest Required Yes No Change Frequency To N/A

Robert R. [Signature] 17-20-95
Signature Date

PALISADES NUCLEAR PLANT
TECHNICAL SPECIFICATION SURVEILLANCE TEST PROCEDURE
ACCEPTANCE CRITERIA AND OPERABILITY SHEET

Proc No RT-60
Revision 8
Page 2 of 2

TITLE: INSPECTION PROGRAM FOR STEAM GENERATOR TUBING

1. Cont _____

2. Cont _____

3. Cont _____

TITLE: INSPECTION PROGRAM FOR STEAM GENERATOR TUBING

Table of Contents

1.0	<u>PURPOSE</u>	1
2.0	<u>REFERENCES</u>	1
2.1	SOURCE DOCUMENTS	1
2.2	REFERENCE DOCUMENTS	2
3.0	<u>PREREQUISITES</u>	2
3.1	AUTHORIZATION	2
3.2	SPECIAL NOTIFICATIONS	2
3.3	PLANT CONDITIONS	2
3.4	SYSTEM CONDITIONS	2
3.5	MINIMUM PERSONNEL SKILL LEVEL	2
3.6	SPECIAL TOOLS/EQUIPMENT	3
3.6.1	<u>Calibrated Equipment</u>	3
3.6.2	<u>Noncalibrated Equipment</u>	3
3.7	SPECIAL RADIATION PROTECTION REQUIREMENTS	3
3.8	EXAMINATION/TEST REQUIREMENTS	3
4.0	<u>PRECAUTIONS AND LIMITATIONS</u>	3
4.1	OUT OF TOLERANCE DATA	3
4.2	PERSONNEL SAFETY	3
4.3	EQUIPMENT/PLANT SAFETY OR LIMITS	4
4.4	LIMITING CONDITIONS OF OPERATIONS ENTERED DURING PERFORMANCE OF THIS SURVEILLANCE TEST	4
5.0	<u>PROCEDURES</u>	4
5.3.3	<u>Reports</u>	5
6.0	<u>ACCEPTANCE CRITERIA</u>	6
7.0	<u>ATTACHMENTS AND RECORDS</u>	6
7.1	ATTACHMENTS	6
7.2	RECORDS	6

TITLE: INSPECTION PROGRAM FOR STEAM GENERATOR TUBING

USER ALERT
REFERENCE USE PROCEDURE

Refer to the procedure periodically to confirm that all procedure segments of an activity will be or are being performed. Where required, sign appropriate sign-off blanks to certify that all segments are complete.

1.0 PURPOSE

To verify operability of steam generator tubing through periodic eddy current testing and repairs. Testing shall be in accordance with Technical Specification 4.14.

2.0 REFERENCES

2.1 SOURCE DOCUMENTS

- 2.1.1 Technical Specification Chapter 2 - None
- 2.1.2 Technical Specification Chapter 3 - 3.1.1d, 3.1.5c, and 3.1.5d
- 2.1.3 Technical Specification Chapter 4 - 4.0.5, 4.3, and 4.14
- 2.1.4 FSAR - 1.2.4, 4.3.4, 6.9
- 2.1.5 Regulatory Guide 1.83, "Inservice Inspection of Pressurized Water Reactor Steam Generator Tubes"
- 2.1.6 Palisades Administrative Procedure 10.41, "Procedure Initiation and Revision"
- 2.1.7 Palisades Administrative Procedure 9.20, "Technical Specification Surveillance and Special Test Program"

TITLE: INSPECTION PROGRAM FOR STEAM GENERATOR TUBING

2.2 REFERENCE DOCUMENTS

- 2.2.1 NRC Information Notice 94-05, "Potential Failure of Steam Generator Tubes with Kinetically Welded Sleeves"
- 2.2.2 ASME Boiler and Pressure Vessel Code, Section XI, 1983 Edition and Summer 1983 Addenda
- 2.2.3 ASME Boiler and Pressure Vessel Code, Section V, 1983 Edition and Summer 1983 Addenda
- 2.2.4 Engineering Manual Procedure EM-09-05, "Steam Generator Inservice Inspection"
- 2.2.5 Palisades Administrative Procedure 7.03, "Radiation Work Permit (RWP)"
- 2.2.6 Palisades Administrative Procedure 7.15, "Contamination Control"

3.0 PREREQUISITES

3.1 AUTHORIZATION

Obtain permission from the Shift Supervisor to perform this test. Shift Supervisor shall read Sections 1.0 through 4.0 prior to granting permission.

RJL 17-4-95
Shift Supervisor Date

3.2 SPECIAL NOTIFICATIONS

None

3.3 PLANT CONDITIONS

Cold Shutdown

3.4 SYSTEM CONDITIONS

PCS level no greater than midloop or steam generator nozzle dams installed.

3.5 MINIMUM PERSONNEL SKILL LEVEL

As required by ASME Boiler and Pressure Vessel Code, Section XI and Section V, 1983 Edition and Summer 1983 Addenda.

TITLE: INSPECTION PROGRAM FOR STEAM GENERATOR TUBING

3.6 SPECIAL TOOLS/EQUIPMENT

Only calibrated Measuring and Test Equipment (M&TE) and Installed Plant Instrumentation (IPI) shall be used to measure parameters which are compared to acceptance criteria.

3.6.1 Calibrated Equipment

Listed in approved Working Level procedures.

3.6.2 Noncalibrated Equipment

Listed in approved Working Level procedures.

3.7 SPECIAL RADIATION PROTECTION REQUIREMENTS

3.7.1 Work in Radiation Controlled Areas shall be performed in accordance with Palisades Administrative Procedure 7.15, "Contamination Control" and with the appropriate Radiation Work Permit (RWP).

3.7.2 The RWP shall be submitted to the Radiation Safety Group in accordance with Palisades Administrative Procedure 7.03, "Radiation Work Permit (RWP)."

3.8 EXAMINATION/TEST REQUIREMENTS

3.8.1 Examination requirements and a listing of tubes to be examined shall have been developed and approved in accordance with Engineering Manual Procedure EM-09-05, "Steam Generator Inservice Inspection."

3.8.2 Vendor's Test Procedures having all reviews and approvals as outlined in Palisades Administrative Procedure 10.41, "Procedure Initiation and Revision," will be used to perform this test. The appropriate reviews and approvals for an offsite procedure are required.

4.0 PRECAUTIONS AND LIMITATIONS

4.1 OUT OF TOLERANCE DATA

Palisades Administrative Procedure 9.20, "Technical Specification Surveillance and Special Test Program," specifies that "all out of tolerance data shall be circled in red by the person recording that data." In lieu of this specification, all indications of tube wall degradation exceeding the plugging limit shall be reported on a Condition Report for disposition.

4.2 PERSONNEL SAFETY

Care shall be used when working from elevated platforms and scaffolding. Ensure that adequate lighting exists on platforms and scaffolding.

TITLE: INSPECTION PROGRAM FOR STEAM GENERATOR TUBING

4.3 EQUIPMENT/PLANT SAFETY OR LIMITS

All tubes with eddy current indications meeting the repair criteria of Technical Specification 4.14 shall be repaired prior to startup following the examinations.

4.4 LIMITING CONDITIONS OF OPERATIONS ENTERED DURING PERFORMANCE OF THIS SURVEILLANCE TEST

None

5.0 PROCEDURES

USER ALERT
REFERENCE USE PROCEDURE

Refer to the procedure periodically to confirm that all procedure segments of an activity will be or are being performed. Where required, sign appropriate sign-off blanks to certify that all segments are complete.

5.1 Perform eddy current examinations of steam generator tubing in accordance with Engineering Manual EM-09-05, "Steam Generator Inservice Inspection." The specific tubes to be examined shall be as approved by the Steam Generator Program Manager. Record the following:

Work Order Number(s) E-50A (24412177), E-50B (24412170)

Inspecting Organization Westinghouse

Contract/Purchase Order No* C0013518

Location of Test Records DCC under 22.21.09 UFI

Completed Thomas Rexler 12/19/95
Steam Generator Program Manager Date

*Applicable only if an external agency performs the inspection.

TITLE: INSPECTION PROGRAM FOR STEAM GENERATOR TUBING

CAUTION

The use of kinetically welded sleeves may increase tube stresses and induce tube cracking per NRC Information Notice 94-05, "Potential Failure of Steam Generator Tubes with Kinetically Welded Sleeves."

- 5.2 Based on the ECT results, plug or sleeve defective tubes in accordance with the repair criteria of Technical Specification 4.14, and the defective tube listing approved by the Steam Generator Program Manager.

Work Order Number(s) _____

Repair Organization _____

Contract/Purchase Order No* _____ *N/A*

Location of Repair Records _____

Completed _____
Steam Generator Program Manager _____ Date _____

*Applicable only if an external agency performs the inspection.

- 5.3 Upon completion of the above, fill out the Acceptance Criteria and Operability Sheet. The test and repair records of Steps 5.1 and 5.2 form the basis for the operability determination on the Acceptance Criteria and Operability Sheet.

- 5.3.1 Documentation of final steam generator closeout to allow refilling and pressurizing the PCS are controlled by Work Order.

- 5.3.2 The Surveillance Scheduler shall be notified by the Steam Generator Program Manager at the completion of the S/G inspection of what the next surveillance interval is.

5.3.3 **Reports**

NOTE: The clock for all reports starts when item 3 on the Acceptance Criteria and Operability Sheet is signed off.

- a. Within 15 days following the completion of each inservice inspection of steam generator tubes, the number of tubes plugged in each steam generator shall be reported to the NRC in accordance with Technical Specification 4.14.

TITLE: INSPECTION PROGRAM FOR STEAM GENERATOR TUBING

- b. The complete results of the steam generator tube inservice inspection shall be submitted to the NRC within 12 months following completion of the inspection in accordance with Technical Specification 4.14.
- c. In accordance with Technical Specification 4.14, results of steam generator tube inspections that fall into Category C-3 shall require 24 hour verbal notification to the NRC prior to resumption of Plant operation. A written report followup within the next 30 days is required.

6.0 ACCEPTANCE CRITERIA

- 6.1 The steam generator tubes are operable upon completion of the required examinations as required by Technical Specification 4.14 and the satisfactory repair of any defective tubes.
- 6.2 Acceptance criteria for the steam generator tubes are as specified in Technical Specification 4.14.

7.0 ATTACHMENTS AND RECORDS

7.1 ATTACHMENTS

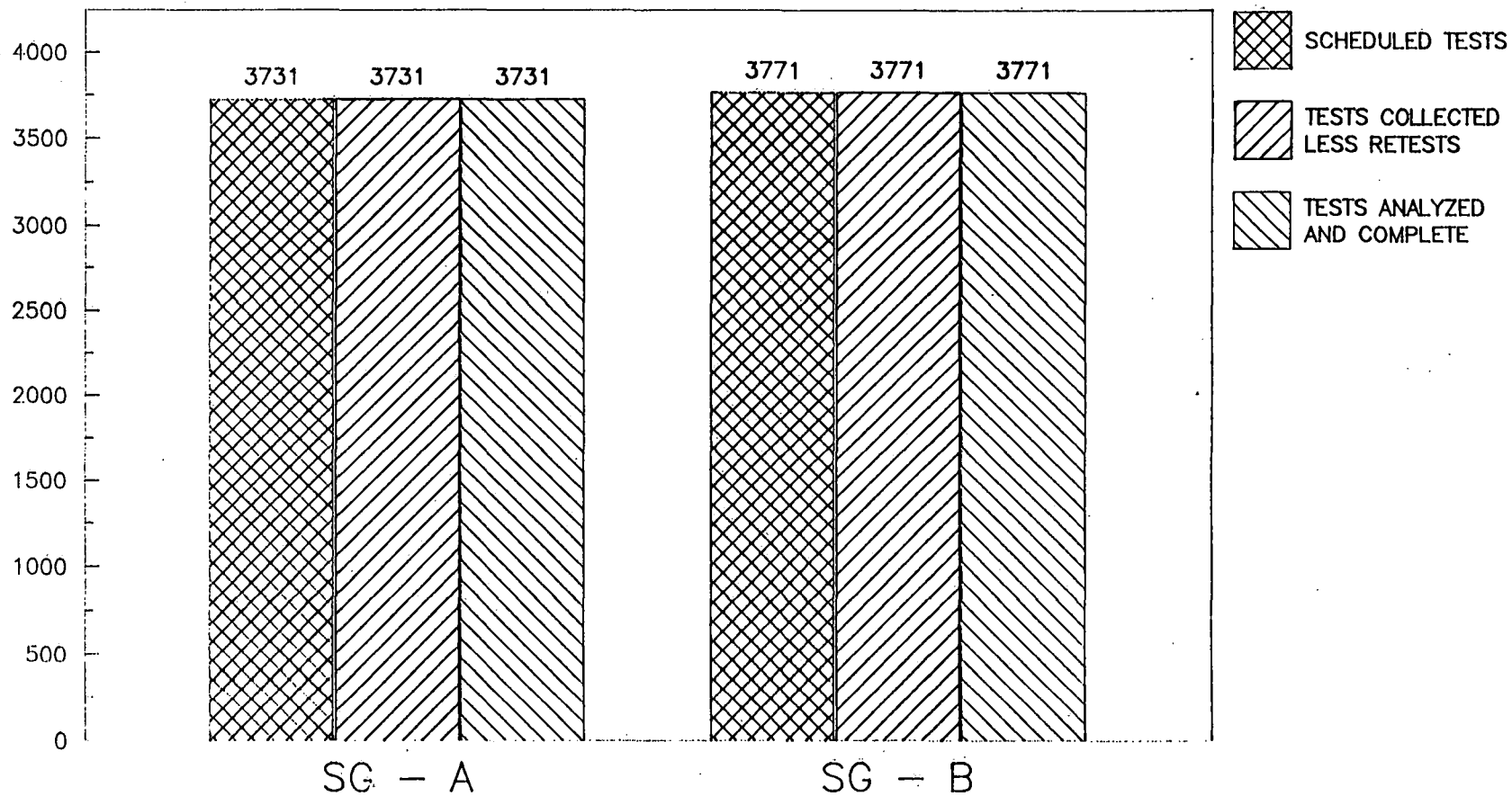
None

7.2 RECORDS

- 7.2.1 The report to the NRC and all inspection records generated in accordance with Steps 5.1 and 5.2 are considered associated records for this procedure.

Palisades Unit 1 SG Inspection Progress July 1995

of Tests



Data as of 0430 hrs on July 14, 1995
Westinghouse Electric Corporation
NSD SGO NDE Field Operations

Numbers combine Bobbin, RPC, and Plus Point

PALISADES SG EC INSPECTION - 07/95

AS TESTED TEST SUMMARY

[SG - B]

DESCRIPTION TUBES TESTED

[BOBBIN TESTS]

FULL LENGTH HL (TEC - TEH)	1625
EXPANSION #1	139
TOTAL BOBBIN TESTS	1764

[RPC TESTS]

TOP OF TUBESHEET HL 3-COIL (TSH +2/-2 INCHES)	1678
TOP OF TUBESHEET HL PLUS POINT (TSH +2/-2 INCHES)	329
TOTAL RPC TESTS	2007

TOTAL INSPECTION TESTS >>>>	3771
-----------------------------	------

END

THERE WERE NO TUBES TESTED THAT WERE NOT SCHEDULED
TO BE TESTED IN REFOUT 95

THERE WERE NO PLUGGABLE INDICATIONS REPORTED IN
THE REFOUT 95 INSPECTION

THERE WERE NO CONFIRMED RPC INDICATIONS REPORTED
IN REFOUT 95

PALISADES REFOUT 95 JULY 95 SG EC PERCENT INDICATION SUMMARY

PERCENT RANGE	SG A		SG B		TOTAL ALL SG'S
01-19% Tubes	31		43		74
01-19% Inds	42		52		94
20-39% Tubes	5		8		13
20-39% Inds	6		8		14
40-100% Tubes	0		0		0
40-100% Inds	0		0		0
Total Tubes	36	0	51	0	87
Total Inds	48	0	60	0	108

Note: "Inds" category is a unique indications count.
 Duplicates due to multiple tests are eliminated.

End

ARRAY REPORT USERS' GUIDE

INDICATION DISTRIBUTION REPORT

This report is composed of two formats, MOST SEVERE INDICATION, and ALL FINAL INDICATIONS. The first category counts the WORST indication in each tube by leg. Therefore, each tube-leg can have a maximum of count of one even if the tube has more than one indication present in that leg. Leg is divided into hot and cold. Hot leg is the section of tube from the tube end hot leg to the top support cold leg. Cold leg is the section of tube from the tube end cold leg to the top support cold leg. Which indication is WORSE than all others in a given tube is determined by a selectable INDICATION HIERARCHY. For example, if a tube has a DI (distorted indication) and an 89% indication in the hot leg, 89% is WORSE than a DI indication if 89% was set to a higher code value. In this case the category 80-89% would be incremented by one in the hot leg column.

The second category, ALL FINAL INDICATIONS, counts all indications each tube-leg and tries to eliminate redundant calls for the same location. Example: If a tube has a DI and an 89% indication in the hot leg from one tape, and on another tape for this tube these indications were called again at nearly the same locations, the program will count two total indications in the tube, not four. It recognizes that there are only two separate indications. In this case both the 80-89% category and the DI category would be incremented by one in the hot leg column.

In both formats, MOST SEVERE INDICATION, and ALL FINAL INDICATIONS, there are three columns. CUMULATIVE shows all indications found since tape one - the beginning of the job. INCREMENTAL shows (if it is being used) all indications found since the last time this report was run. CUMULATIVE REPORTABLE shows all CUMULATIVE indications that are REPORTABLE. REPORTABLE is a term from the NRC Regulatory Guide 1.83 July, 1975 Rev. 1 "In Service Inspection of Pressurized Water Reactor Steam Generator Tubes". It refers to a class of indications from 20% to 100% inclusive.

INDICATIONS VS. LOCATION FOR FINAL INDICATIONS

This report references the frequency of indication occurrence against the locations of the indications. Example: If DI indication has a count of three shown in the 3H (3 TSP HL) column, it means that three tubes had that indication exactly at 3H or referenced to 3H (3H + INCHES). This report eliminates redundant calls.

ARRAY REPORT USERS' GUIDE

INDICATIONS VS. PROBE FOR FINAL INDICATION

This report references the frequency of indication occurrence against the probe sizes the tube data was collected with. This report eliminates redundant calls.

ALL CALLS VS. LOCATION (INCLUDES MULTIPLE TESTS)

This report references the frequency of all database calls (terms), not just indications, against the locations of these calls. Example: If a D (Dent) term count of three is shown in the 3H (3 TSP HL) column it means that three tubes had that term exactly at 3H or referenced to 3H (3H + INCHES). This report DOES NOT eliminate redundant calls. This means if the same tube was tested on two separate tapes and a DENT was called at the 2H support plate on each tape, the D field will show two DENTS in the 2H column for this tube. This report is provided to describe the frequency of all analysis calls made during the inspection.

ALL CALLS VS. PROBE (INCLUDES MULTIPLE TESTS)

This report references the frequency of all database calls (terms), not just indications, against the probe sizes the tube data was collected with. This report DOES NOT eliminate redundant calls. Example: Assume a tube was tested on two separate tapes and a DENT was called at the 2H support plate on each tape. If the two tapes were collected with a .720 probe then the .720 column would show two counts. If the two tapes were collected with different probe sizes, the respective probe size columns would receive one count each.

END

Palisades Unit 1

CPAL1-B /2530 Inspection: July-95

Hot & Cold Legs

Indication	Most Severe Indication Per Tube			Most Severe Indication Per Tube Leg				All Final Indications (Includes Multiple Tests)							
	Cum.	Incr.	Cum. Rep.	Cumulative		Incremental		Cum. Reportable		Incremental		Cum. Reportable			
				Hot	Cold	Hot	Cold	Hot	Cold	Hot	Cold	Hot	Cold		
UDS															
PLP															
NQI															
DRI															
0															
DSI															
<40															
DI															
PI															
WAR															
1-19	38			38	1			51	1						
* 20-29	8		8	7	1		7	1	8	1		8	1		
* 30-39															
* 40-49															
* 50-59															
* 60-69															
* 70-79															
* 80-89															
* 90-99															
* 100															
SQR															
SAI															
MAI															
SCI															
MCI															
Total	46	0	8	45	2	0	0	7	1	59	2	0	0	8	1

Incremental reflects data since the last shift report only. *Final* indications exclude multiple tests.

* Reportable indication

Palisades Unit 1

CPAL1-B /2530 Inspection: July-95

Hot & Cold Legs

	TSH	01H	06H	VS1	VS2	VS3	VS4	VS5	VS6	VS7	DBC	08C	06C
1-19		1	1	2	7	2	24	1	4	9			1
20-29	2						1		2	1	2	1	

Indication Vs. Probe for Final Indications

7-17-1995 15:30

Palisades Unit 1

CPAL1-B /2530 Inspection: July-95

Hot & Cold Legs

610

1-19 52
20-29 9

Palisades Unit 1 CPAL1-B /2530 Inspection: July-95

Hot & Cold Legs

	TSH	01H	02H	03H	04H	05H	06H	07H	08H	DBH	VS1	VS2	VS3
NDD 3554													
DNT	1							2	2	3		2	1
OBS													
RBD 25													
TNT 13													
INF		1			1								
INR												1	
MBM	23	29	18	28	12	6	3	1			1	1	3
MMB					2								
1-19		1					1				2	7	2
20-29	2												

Palisades Unit 1

CPAL1-8 /2530 Inspection: July-95

Hot & Cold Legs

	590	610	RPC
NDD	17	1858	1679
DNT		27	
OBS		6	
RBD		10	15
TNT		1	11
INF		4	
INR		3	
MBM	7	212	
MMB		4	
1-19		52	
20-29		9	

DATE	ROW	COL	CEB	CEE	PROBE	IND	LOC	INCH1	INCH2	CHAN	VOLTS	DEG	TAPE	COMMENTS
	38	21	TEC	TEH	610-EB	26	TSH	13.53	.00	1	.61	139	54	
93-Jun	38	21	TEC	TEH	610-EB	17	TSH	13.44	.00	1	.40	148	19	RESULT OF LEAD ANALYST RESOLUTION
92-Mar	38	21	TEH	TEC	610-EB	25	TSH	13.74	.00	3	.39	139	21	
90-Apr	38	21	TEC	TEH	610-A	24	TSH	13.00	.00	1			99	
	45	32	TEC	TEH	610-EB	12	VS4	.03	.00	11	.79		3	
93-Jun	45	32	TEC	TEH	610-EB	PI	VS4	.27	.00	M1	.35	106	2	RESULT OF LEAD ANALYST RESOLUTION
93-Jun	45	32												RETEST TEST WITH WEAR SCAR STANDARD IN-LINE
93-Jun	45	32	05C	TEH	610-EB	16	VS4	.21	.00	M2	.30		26	
	45	36	TEC	TEH	610-EB	9	VS4	.34	.00	11	.54		3	
93-Jun	45	36	TEC	TEH	610-EB	PI	VS4	.20	.00	M1	.30	96	2	RESULT OF LEAD ANALYST RESOLUTION
93-Jun	45	36												RETEST TEST WITH WEAR SCAR STANDARD IN-LINE
93-Jun	45	36	05C	TEH	610-EB	15	VS4	.15	.00	M2	.26		26	
	71	36	TEC	TEH	610-EB	9	VS5	.26	.00	11	.54		3	
	42	41	TEC	TEH	610-EB	10	VS4	.96	.00	11	.57		10	
	42	41	TEC	TEH	610-EB	10	VS4	.81	.00	11	.60		10	
93-Jun	42	41	TEC	TEH	610-EB	MBM	TSH	12.78	.00	1	.27	122	3	RESULT OF LEAD ANALYST RESOLUTION
93-Jun	42	41	TEC	TEH	610-EB	PI	VS4	.51	.00	M1	.23	101	3	RESULT OF LEAD ANALYST RESOLUTION
93-Jun	42	41												RETEST TEST WITH WEAR SCAR STANDARD IN-LINE
93-Jun	42	41	04C	TEH	610-EB	MBM	TSH	12.80	.00	1	.33	127	26	RESULT OF DISCREPANCY RESOLUTION
93-Jun	42	41	04C	TEH	610-EB	13	VS4	.58	.00	M2	.21		26	RESULT OF DISCREPANCY RESOLUTION
93-Jun	42	41	04C	TEH	610-EB	15	VS4	.93	.00	M2	.26		26	RESULT OF DISCREPANCY RESOLUTION
92-Mar	42	41	TEH	TEC	610-EB	31	TSH	12.65	.00	3	.36	135	30	
90-Apr	42	41	TEC	TEH	610-A	26	TSH	12.43	.00	1			99	
	98	41	TEC	TEH	610-EB	10	VS4	.82	.00	11	.57		4	
	107	42	TEC	TEH	610-EB	12	VS2	1.15	.00	11	.77		3	

DATE	ROW	COL	CEB	CEE	PROBE	IND	LOC	INCH1	INCH2	CHAN	VOLTS	DEG	TAPE	COMMENTS
------	-----	-----	-----	-----	-------	-----	-----	-------	-------	------	-------	-----	------	----------

SG - B INDICATIONS WITH ALL HISTORY

Palisades Unit 1

CPAL1-B/2530

INSPECTION: July-95

17-Jul-95 15:40

DATE	ROW	COL	CEB	CEE	PROBE	IND	LOC	INCH1	INCH2	CHAN	VOLTS	DEG	TAPE	COMMENTS
	107	42	TEC	TEH	610-EB	10	VS2	.53	.00	11	.67		3	
	107	42	TEC	TEH	610-EB	15	VS4	.59	.00	11	1.03		3	
93-Jun	107	42	TEC	TEH	610-EB	PI	VS2	.85	.00	M1	.55	39	3	RESULT OF LEAD ANALYST RESOLUTION
93-Jun	107	42												RETEST - TEST WITH WEAR SCAR STANDARD IN-LINE
93-Jun	107	42	TEC	TEH	610-EB	PI	VS2	.85	.00	M1	.64	160	3	RESULT OF LEAD ANALYST RESOLUTION
93-Jun	107	42	TEC	TEH	610-EB	PI	VS4	.79	.00	M1	.43	57	3	RESULT OF LEAD ANALYST RESOLUTION
93-Jun	107	42	07C	TEH	610-EB	15	VS2	.89	.00	M2	.28		26	RESULT OF DISCREPANCY RESOLUTION
93-Jun	107	42	07C	TEH	610-EB	14	VS2	.86	.00	M2	.25		26	RESULT OF DISCREPANCY RESOLUTION
93-Jun	107	42	07C	TEH	610-EB	18	VS4	.68	.00	M2	.39		26	RESULT OF DISCREPANCY RESOLUTION
	80	45	TEC	TEH	610-EB	18	06H	.00	.00	1	.73	149	9	
93-Jun	80	45	TEC	TEH	610-EB	15	06H	.08	.00	1	.75	150	17	RESULT OF DISCREPANCY RESOLUTION
90-Apr	80	45	TEC	TEH	610- A	13	06H	1.23	.00	1			99	
	106	47	TEC	TEH	610-EB	8	VS2	.87	.00	11	.46		10	
	106	47	TEC	TEH	610-EB	12	VS4	.81	.00	11	.74		10	
	106	47	TEC	TEH	610-EB	11	VS6	.87	.00	11	.67		10	
	45	48	TEC	TEH	610-EB	28	VS4	.73	.00	11	.57		9	
93-Jun	45	48	TEC	TEH	610-EB	PI	VS4	.23	.00	M1	.27	73	3	RESULT OF LEAD ANALYST RESOLUTION
93-Jun	45	48												RETEST - TEST WITH WEAR SCAR STANDARD IN-LINE
93-Jun	45	48	04C	TEH	610-EB	14	VS4	.66	.00	M2	.25		26	RESULT OF DISCREPANCY RESOLUTION
90-Apr	45	48	TEC	TEH	610- A	MBM	04H	9.90	.00	1			99	
	66	63	TEC	TEH	610-EB	6	VS3	.38	.00	11	.36		11	
93-Jun	66	63	TEC	TEH	610-EB	PI	VS3	.44	.00	M1	.20	70	5	RESULT OF LEAD ANALYST RESOLUTION
93-Jun	66	63												RETEST - TEST WITH WEAR SCAR STANDARD IN-LINE
93-Jun	66	63	04C	TEH	610-EB	13	VS3	.38	.00	M2	.22		26	RESULT OF DISCREPANCY RESOLUTION
	48	65	TEC	TEH	610-EB	12	VS4	.93	.00	11	.76		13	
	135	66	TEC	TEH	610-EB	18	VS7	1.08	.00	11	1.34		13	
	135	66	TEC	TEH	610-EB	25	08C	.91	.00	9	.56	106	13	
93-Jun	135	66	TEC	TEH	610-EB	PI	VS7	.76	.00	M1	.70	71	1	RESULT OF LEAD ANALYST RESOLUTION
93-Jun	135	66												RETEST - TEST WITH WEAR SCAR STANDARD IN-LINE
93-Jun	135	66	TEC	TEH	610-EB	23	08C	.89	.00	M1	.40	109	1	RESULT OF DISCREPANCY RESOLUTION

DATE	ROW	COL	CEB	CEE	PROBE	IND	LOC	INCH1	INCH2	CHAN	VOLTS	DEG	TAPE	COMMENTS
------	-----	-----	-----	-----	-------	-----	-----	-------	-------	------	-------	-----	------	----------

SG - B INDICATIONS WITH ALL HISTORY

Palisades Unit 1

CPAL1-B/2530

INSPECTION: July-95

17-Jul-95 15:40

DATE	ROW	COL	CEB	CEE	PROBE	IND	LOC	INCH1	INCH2	CHAN	VOLTS	DEG	TAPE	COMMENTS
93-Jun	135	66	TEC	TEH	610-EB	23	VS7	.83	.00	M2	.66		26	RESULT OF DISCREPANCY RESOLUTION
	47	68	TEC	TEH	610-EB	10	VS4	1.76	.00	11	.58		14	
	64	71	TEC	TEH	610-EB	11	06C	19.41	.00	1	.94	155	14	
90-Apr	64	71	TEC	TEH	610-A	MBM	06C	18.70	.00	1			99	
	137	72	TEC	TEH	610-EB	14	VS1	.60	.00	11	.90		41	
93-Jun	137	72	TEC	TEH	610-EB	MBM	03C	34.37	.00	1	.24	129	6	
	138	79	TEC	TEH	610-EB	10	VS1	.47	.00	11	.62		41	
	107	82	TEC	TEH	610-EB	7	VS2	.92	.00	11	.40		13	
	107	82	TEC	TEH	610-EB	11	VS2	.78	.00	11	.68		13	
93-Jun	107	82	TEC	TEH	610-EB	PI	VS2	.87	.00	M1	.34	125	7	RESULT OF LEAD ANALYST RESOLUTION
93-Jun	107	82												RETEST - TEST WITH WEAR SCAR STANDARD IN-LINE
93-Jun	107	82	TEC	TEH	610-EB	PI	VS2	.90	.00	M1	.42	76	7	RESULT OF LEAD ANALYST RESOLUTION
93-Jun	107	82	06C	TEH	610-EB	16	VS2	.81	.00	M2	.31		26	
93-Jun	107	82	06C	TEH	610-EB	14	VS2	.75	.00	M2	.25		26	
93-Jun	107	82	VS4	08H	RPC-EU	WAR	VS2	.74	.00	3	17.42	168	33	RESULT OF DISCREPANCY RESOLUTION
93-Jun	107	82	VS4	08H	RPC-EU	WAR	VS2	.82	.00	3	19.15	169	33	RESULT OF DISCREPANCY RESOLUTION
	135	82	TEC	TEH	610-EB	11	VS7	.93	.00	11	.69		41	
93-Jun	135	82	TEC	TEH	610-EB		NDD			1			7	
	79	84	TEC	TEH	610-EB	11	VS4	11.39	.00	1	.64	154	13	
93-Jun	79	84	TEC	TEH	610-EB	MBM	04H	29.00	.00	1	.28	157	7	
93-Jun	79	84	TEC	TEH	610-EB	MBM	06H	23.66	.00	1	.48	158	7	
93-Jun	79	84	TEC	TEH	610-EB	MBM	VS4	11.46	.00	1	.71	162	7	
92-Mar	79	84	TEH	TEC	610-EB	12	VS4	11.30	.00	3	.73	153	10	RESULT OF DISCREPANCY RESOLUTION
90-Apr	79	84	TEC	TEH	610-A	MBM	04H	28.00	.00	1			99	
90-Apr	79	84	TEC	TEH	610-A	MBM	06H	22.40	.00	1			99	
DATE	ROW	COL	CEB	CEE	PROBE	IND	LOC	INCH1	INCH2	CHAN	VOLTS	DEG	TAPE	COMMENTS

SG B INDICATIONS WITH ALL HISTORY

Palisades Unit 1

CPAL1-B/2530

INSPECTION: July-95

17-Jul-95 15:40

DATE	ROW	COL	CEB	CEE	PROBE	IND	LOC	INCH1	INCH2	CHAN	VOLTS	DEG	TAPE	COMMENTS
	137	88	TEC	TEH	610-EB	25	VS6	.78	.00	11	2.11	13		
	137	88	TEC	TEH	610-EB	15	VS6	.88	.00	11	1.01	13		
	137	88	TEC	TEH	610-EB	18	VS7	.75	.00	11	1.29	13		
93-Jun	137	88	TEC	TEH	610-EB	PI	VS6	.97	.00	M1	.38	75	7	RESULT OF LEAD ANALYST RESOLUTION
93-Jun	137	88												RETEST - TEST WITH WEAR SCAR STANDARD IN-LINE
93-Jun	137	88	TEC	TEH	610-EB	PI	VS6	.85	.00	M1	1.12	94	7	RESULT OF LEAD ANALYST RESOLUTION
93-Jun	137	88	TEC	TEH	610-EB	PI	VS7	.85	.00	M1	.76	96	7	RESULT OF LEAD ANALYST RESOLUTION
93-Jun	137	88	O8C	TEH	610-EB	29	VS6	.91	.00	M2	1.08	26		
93-Jun	137	88	O8C	TEH	610-EB	16	VS6	.88	.00	M2	.31	26		
93-Jun	137	88	O8C	TEH	610-EB	24	VS7	.94	.00	M2	.70	26		
=====														
	136	89	TEC	TEH	610-EB	15	VS2	.39	.00	11	1.00	13		
=====														
	138	89	TEC	TEH	610-EB	13	VS7	.79	.00	11	.86	13		
=====														
	121	92	TEC	TEH	610-EB	28	TSH	22.31	.00	1	1.92	138	15	
93-Jun	121	92	TEC	TEH	610-EB	33	TSH	22.27	.00	1	1.60	131	8	RESULT OF DISCREPANCY RESOLUTION
92-Mar	121	92	TEH	TEC	610-EB	38	TSH	21.27	.00	3	1.96	129	8	
90-Apr	121	92	TEC	TEH	610-A	35	TSH	21.38	.00	1			99	
90-Apr	121	92	TEC	TEH	610-A	MBM	04C	7.50	.00	1			99	
=====														
	135	92	TEC	TEH	610-EB	11	VS7	.83	.00	11	.74	15		
=====														
	137	94	TEC	TEH	610-EB	15	VS7	.06	.00	11	1.00	41		
	137	94	TEC	TEH	610-EB	20	DBC	1.99	.00	11	1.55	41		
	137	94	TEC	TEH	610-EB	20	DBC	1.88	.00	11	1.56	46		
90-Apr	137	94	TEC	TEH	610-A	MBM	02H	30.90	.00	1			99	
=====														
	47	98	TEC	TEH	610-EB	10	VS4	1.00	.00	11	.62	57		
93-Jun	47	98	TEC	TEH	610-EB	PI	VS4	.89	.00	M1	.22	88	21	RESULT OF LEAD ANALYST RESOLUTION
93-Jun	47	98												RETEST - TEST WITH WEAR SCAR STANDARD IN-LINE
93-Jun	47	98	O4C	TEH	610-EB	12	VS4	.84	.00	M2	.19	26		
93-Jun	47	98	TSH	TSH	RPC-ER	NDD				1		29		
=====														
DATE	ROW	COL	CEB	CEE	PROBE	IND	LOC	INCH1	INCH2	CHAN	VOLTS	DEG	TAPE	COMMENTS

SG - B INDICATIONS WITH ALL HISTORY

Palisades Unit 1

CPAL1-B/2530

INSPECTION: July 95

17-Jul-95 15:40

DATE	ROW	COL	CEB	CEE	PROBE	IND	LOC	INCH1	INCH2	CHAN	VOLTS	DEG	TAPE	COMMENTS
	133	98	TEC	TEH	610-EB	16	VS4	.94	.00	11	1.18		43	
	133	98	TEC	TEH	610-EB	21	VS6	1.24	.00	11	1.69		43	
	133	98	TEC	TEH	610-EB	11	VS7	.60	.00	11	.66		43	
92-Mar	133	98	TEH	TEC	610-EB		NDD						8	
=====														
	134	103	TEC	TEH	610-EB	13	VS4	.83	.00	11	.89		45	
	134	103	TEC	TEH	610-EB	26	VS7	.80	.00	11	2.37		45	
=====														
	131	104	TEC	TEH	610-EB	9	VS7	.99	.00	11	.53		20	
=====														
	47	106	TEC	TEH	610-EB	18	VS4	.75	.00	11	1.31		15	
93-Jun	47	106	TEC	TEH	610-EB		PI VS4	1.00	.00	M1	.60	98	21	RESULT OF LEAD ANALYST RESOLUTION
93-Jun	47	106												RETEST - TEST WITH WEAR SCAR STANDARD IN-LINE
93-Jun	47	106	05C	TEH	610-EB	21	VS4	.89	.00	M2	.53		26	RESULT OF DISCREPANCY RESOLUTION
93-Jun	47	106	TSH	TSH	RPC-ER		NDD						28	
93-Jun	47	106	VS4	06H	RPC-EU		WAR VS4	.78	.00	3	14.47	154	34	
=====														
	133	106	TEC	TEH	610-EB	10	VS7	.96	.00	11	.62		45	
92-Mar	133	106	TEH	TEC	610-EB		NDD						7	
=====														
	39	116	TEC	TEH	610-EB	12	VS4	.74	.00	11	.78		28	
=====														
	123	116	TEC	TEH	610-EB	13	VS6	.85	.00	11	.82		27	
=====														
	123	118	TEC	TEH	610-EB	16	VS6	.74	.00	11	1.08		27	
93-Jun	123	118	TEC	TEH	610-EB		PI VS6	.88	.00	M1	.61	78	10	RESULT OF DISCREPANCY RESOLUTION
93-Jun	123	118												RETEST - TEST WITH WEAR SCAR STANDARD IN-LINE
93-Jun	123	118	08C	TEH	610-EB	21	VS6	-1.04	.00	M2	.52		26	
=====														
	100	125	TEC	TEH	610-EB	14	VS2	.60	.00	11	.91		29	
	100	125	TEC	TEH	610-EB	11	VS4	1.05	.00	11	.65		29	
=====														
DATE	ROW	COL	CEB	CEE	PROBE	IND	LOC	INCH1	INCH2	CHAN	VOLTS	DEG	TAPE	COMMENTS

SG - B INDICATIONS WITH ALL HISTORY

Palisades Unit 1

CPAL1-B/2530

INSPECTION: July-95

17-Jul-95 15:40

DATE	ROW	COL	CEB	CEE	PROBE	IND	LOC	INCH1	INCH2	CHAN	VOLTS	DEG	TAPE	COMMENTS
	30	127	TEC	TEH	610-EB	14	01H	23.23	.00	1	1.39	152	29	
93-Jun	30	127	TEC	TEH	610-EB	15	01H	22.84	.00	1	1.46	149	11	RESULT OF DISCREPANCY RESOLUTION
92-Mar	30	127	TEH	TEC	610-EB	21	01H	22.81	.00	3	1.31	144	7	
90-Apr	30	127	TEC	TEH	610-A	21	01H	21.33	.00	1			99	
=====														
	38	127	TEC	TEH	610-EB	11	VS4	1.07	.00	11	.67		29	
93-Jun	38	127	TEC	TEH	610-EB	MBM	TSH	18.64	.00	1	.43	156	11	
93-Jun	38	127	TEC	TEH	610-EB	PI	VS4	.84	.00	M1	.40	79	11	RESULT OF LEAD ANALYST RESOLUTION
93-Jun	38	127												RETEST TEST WITH WEAR SCAR STANDARD IN-LINE
93-Jun	38	127	04C	TEH	610-EB	17	VS4	.89	.00	M2	.35		26	
93-Jun	38	127	06C	06H	RPC-EU	NDD				1			33	
=====														
	41	132	TEC	TEH	610-EB	8	VS4	1.11	.00	11	.45		31	
93-Jun	41	132	TEC	TEH	610-EB	PI	VS4	.80	.00	M1	.24	74	17	RESULT OF DISCREPANCY RESOLUTION
93-Jun	41	132												RETEST TEST WITH WEAR SCAR STANDARD IN-LINE
93-Jun	41	132	04C	TEH	610-EB	13	VS4	.74	.00	M2	.20		26	
=====														
	45	132	TEC	TEH	610-EB	8	VS4	.84	.00	11	.41		32	
93-Jun	45	132	TEC	TEH	610-EB	PI	VS4	.80	.00	M1	.22	50	17	RESULT OF DISCREPANCY RESOLUTION
93-Jun	45	132												RETEST TEST WITH WEAR SCAR STANDARD IN-LINE
93-Jun	45	132	04C	TEH	610-EB	10	VS4	.74	.00	M2	.13		26	
=====														
	45	134	TEC	TEH	610-EB	13	VS4	.76	.00	11	.80		32	
=====														
	69	134	TEC	TEH	610-EB	14	VS4	.95	.00	11	.88		32	
=====														
	45	136	TEC	TEH	610-EB	13	VS4	1.34	.00	11	.84		47	
93-Jun	45	136	TEC	TEH	610-EB	PI	VS4	.87	.00	M1	.58	116	14	RESULT OF DISCREPANCY RESOLUTION
93-Jun	45	136												RETEST TEST WITH WEAR SCAR STANDARD IN-LINE
93-Jun	45	136	05C	TEH	610-EB	21	VS4	.79	.00	M2	.51		26	
93-Jun	45	136	VS4	05H	RPC-EU	WAR	VS4	.69	.00	3	21.70	150	34	RESULT OF DISCREPANCY RESOLUTION
=====														
	95	138	TEC	TEH	610-EB	15	VS4	1.09	.00	11	1.08		31	
93-Jun	95	138	TEC	TEH	610-EB	PI	VS4	.97	.00	M1	.66	79	14	RESULT OF DISCREPANCY RESOLUTION

DATE	ROW	COL	CEB	CEE	PROBE	IND	LOC	INCH1	INCH2	CHAN	VOLTS	DEG	TAPE	COMMENTS
------	-----	-----	-----	-----	-------	-----	-----	-------	-------	------	-------	-----	------	----------

SG - B INDICATIONS WITH ALL HISTORY

Palisades Unit 1

CPAL1-B/2530

INSPECTION: July-95

17-Jul-95 15:40

DATE	ROW	COL	CEB	CEE	PROBE	IND	LOC	INCH1	INCH2	CHAN	VOLTS	DEG	TAPE	COMMENTS
93-Jun	95	138												RETEST - TEST WITH WEAR SCAR STANDARD IN-LINE
93-Jun	95	138	VS6	TEH	610-EB	22	VS4	.87	.00	M2	.56	26		
93-Jun	95	138	VS6-DBH	RPC-EU	WAR	VS4		.97	.00	3	21.04	158	33	RESULT OF DISCREPANCY RESOLUTION
=====														
		82	143	TEC	TEH	610-EB	15	VS3	.88	.00	11	.94	38	
=====														
		45	148	TEC	TEH	610-EB	8	VS4	.81	.00	11	.41	38	
93-Jun	45	148	TEC	TEH	610-EB	PI	VS4	.86	.00	M1	.21	96	15	RESULT OF DISCREPANCY RESOLUTION
93-Jun	45	148												RETEST - TEST WITH WEAR SCAR STANDARD IN-LINE
93-Jun	45	148	TEC	TEH	610-EB	8	VS4	.72	.00	M2	.11	26		RESULT OF DISCREPANCY RESOLUTION

DATE	ROW	COL	CEB	CEE	PROBE	IND	LOC	INCH1	INCH2	CHAN	VOLTS	DEG	TAPE	COMMENTS
------	-----	-----	-----	-----	-------	-----	-----	-------	-------	------	-------	-----	------	----------

SG - B . U-BEND/SQUARE BEND INDICATIONS WITH ALL HISTORY

Palisades Unit 1

CPAL1-B/2530

INSPECTION: July-95

17-Jul-95 14:29

DATE	ROW	COL	CEB	CEE	PROBE	IND	LOC	INCH1	INCH2	CHAN	VOLTS	DEG	TAPE	COMMENTS
	45	32	TEC	TEH	610-EB	12	VS4	.03	.00	11	.79		3	
93-Jun	45	32	TEC	TEH	610-EB	PI	VS4	.27	.00	M1	.35	106	2	RESULT OF LEAD ANALYST RESOLUTION
93-Jun	45	32												RETEST - TEST WITH WEAR SCAR STANDARD IN-LINE
93-Jun	45	32	05C	TEH	610-EB	16	VS4	.21	.00	M2	.30		26	
	45	36	TEC	TEH	610-EB	9	VS4	.34	.00	11	.54		3	
93-Jun	45	36	TEC	TEH	610-EB	PI	VS4	.20	.00	M1	.30	96	2	RESULT OF LEAD ANALYST RESOLUTION
93-Jun	45	36												RETEST - TEST WITH WEAR SCAR STANDARD IN-LINE
93-Jun	45	36	05C	TEH	610-EB	15	VS4	.15	.00	M2	.26		26	
	71	36	TEC	TEH	610-EB	9	VS5	.26	.00	11	.54		3	
	42	41	TEC	TEH	610-EB	10	VS4	.96	.00	11	.57		10	
	42	41	TEC	TEH	610-EB	10	VS4	.81	.00	11	.60		10	
93-Jun	42	41	TEC	TEH	610-EB	MBM	TSH	12.78	.00	1	.27	122	3	RESULT OF LEAD ANALYST RESOLUTION
93-Jun	42	41	TEC	TEH	610-EB	PI	VS4	.51	.00	M1	.23	101	3	RESULT OF LEAD ANALYST RESOLUTION
93-Jun	42	41												RETEST - TEST WITH WEAR SCAR STANDARD IN-LINE
93-Jun	42	41	04C	TEH	610-EB	MBM	TSH	12.80	.00	1	.33	127	26	RESULT OF DISCREPANCY RESOLUTION
93-Jun	42	41	04C	TEH	610-EB	13	VS4	.58	.00	M2	.21		26	RESULT OF DISCREPANCY RESOLUTION
93-Jun	42	41	04C	TEH	610-EB	15	VS4	.93	.00	M2	.26		26	RESULT OF DISCREPANCY RESOLUTION
92-Mar	42	41	TEH	TEC	610-EB	31	TSH	12.65	.00	3	.36	135	30	
90-Apr	42	41	TEC	TEH	610-EB	A	26	TSH	12.43	.00	1		99	
	98	41	TEC	TEH	610-EB	10	VS4	.82	.00	11	.57		4	
	107	42	TEC	TEH	610-EB	12	VS2	1.15	.00	11	.77		3	
	107	42	TEC	TEH	610-EB	10	VS2	.53	.00	11	.67		3	
	107	42	TEC	TEH	610-EB	15	VS4	.59	.00	11	1.03		3	
93-Jun	107	42	TEC	TEH	610-EB	PI	VS2	.85	.00	M1	.55	39	3	RESULT OF LEAD ANALYST RESOLUTION
93-Jun	107	42												RETEST - TEST WITH WEAR SCAR STANDARD IN-LINE
93-Jun	107	42	TEC	TEH	610-EB	PI	VS2	.85	.00	M1	.64	160	3	RESULT OF LEAD ANALYST RESOLUTION
93-Jun	107	42	TEC	TEH	610-EB	PI	VS4	.79	.00	M1	.43	57	3	RESULT OF LEAD ANALYST RESOLUTION
93-Jun	107	42	07C	TEH	610-EB	15	VS2	.89	.00	M2	.28		26	RESULT OF DISCREPANCY RESOLUTION

DATE ROW COL CEB CEE PROBE IND LOC INCH1 INCH2 CHAN VOLTS DEG TAPE COMMENTS

SG - B U-BEND/SQUARE BEND INDICATIONS WITH ALL HISTORY

Palisades Unit 1

CPAL1-B/2530

INSPECTION: July-95

17-Jul-95 14:29

DATE	ROW	COL	CEB	CEE	PROBE	IND	LOC	INCH1	INCH2	CHAN	VOLTS	DEG	TAPE	COMMENTS
93-Jun	107	42	07C	TEH	610-EB	14	VS2	.86	.00	M2	.25	26		RESULT OF DISCREPANCY RESOLUTION
93-Jun	107	42	07C	TEH	610-EB	18	VS4	.68	.00	M2	.39	26		RESULT OF DISCREPANCY RESOLUTION
	106	47	TEC	TEH	610-EB	8	VS2	.87	.00	11	.46	10		
	106	47	TEC	TEH	610-EB	12	VS4	.81	.00	11	.74	10		
	106	47	TEC	TEH	610-EB	11	VS6	.87	.00	11	.67	10		
	45	48	TEC	TEH	610-EB	28	VS4	.73	.00	11	.57	9		
93-Jun	45	48	TEC	TEH	610-EB	PI	VS4	.23	.00	M1	.27	73	3	RESULT OF LEAD ANALYST RESOLUTION
93-Jun	45	48												RETEST - TEST WITH WEAR SCAR STANDARD IN-LINE
93-Jun	45	48	04C	TEH	610-EB	14	VS4	.66	.00	M2	.25	26		RESULT OF DISCREPANCY RESOLUTION
90-Apr	45	48	TEC	TEH	610-A	MBM	04H	9.90	.00	1		99		
	66	63	TEC	TEH	610-EB	6	VS3	.38	.00	11	.36	11		
93-Jun	66	63	TEC	TEH	610-EB	PI	VS3	.44	.00	M1	.20	70	5	RESULT OF LEAD ANALYST RESOLUTION
93-Jun	66	63												RETEST - TEST WITH WEAR SCAR STANDARD IN-LINE
93-Jun	66	63	04C	TEH	610-EB	13	VS3	.38	.00	M2	.22	26		RESULT OF DISCREPANCY RESOLUTION
	48	65	TEC	TEH	610-EB	12	VS4	.93	.00	11	.76	13		
	135	66	TEC	TEH	610-EB	18	VS7	-1.08	.00	11	1.34	13		
93-Jun	135	66	TEC	TEH	610-EB	PI	VS7	-.76	.00	M1	.70	71	1	RESULT OF LEAD ANALYST RESOLUTION
93-Jun	135	66												RETEST - TEST WITH WEAR SCAR STANDARD IN-LINE
93-Jun	135	66	TEC	TEH	610-EB	23	08C	.89	.00	M1	.40	109	1	RESULT OF DISCREPANCY RESOLUTION
93-Jun	135	66	TEC	TEH	610-EB	23	VS7	.83	.00	M2	.66	26		RESULT OF DISCREPANCY RESOLUTION
	47	68	TEC	TEH	610-EB	10	VS4	-1.76	.00	11	.58	14		
	137	72	TEC	TEH	610-EB	14	VS1	-.60	.00	11	.90	41		
93-Jun	137	72	TEC	TEH	610-EB	MBM	03C	34.37	.00	1	.24	129	6	
	138	79	TEC	TEH	610-EB	10	VS1	.47	.00	11	.62	41		

DATE	ROW	COL	CEB	CEE	PROBE	IND	LOC	INCH1	INCH2	CHAN	VOLTS	DEG	TAPE	COMMENTS
------	-----	-----	-----	-----	-------	-----	-----	-------	-------	------	-------	-----	------	----------

DATE	ROW	COL	CEB	CEE	PROBE	IND	LOC	INCH1	INCH2	CHAN	VOLTS	DEG	TAPE	COMMENTS
	107	82	TEC	TEH	610-EB	7	VS2	.92	.00	11	.40	13		
	107	82	TEC	TEH	610-EB	11	VS2	.78	.00	11	.68	13		
93-Jun	107	82	TEC	TEH	610-EB	PI	VS2	.87	.00	M1	.34	125	7	RESULT OF LEAD ANALYST RESOLUTION
93-Jun	107	82												RETEST - TEST WITH WEAR SCAR STANDARD IN-LINE
93-Jun	107	82	TEC	TEH	610-EB	PI	VS2	.90	.00	M1	.42	76	7	RESULT OF LEAD ANALYST RESOLUTION
93-Jun	107	82	O6C	TEH	610-EB	16	VS2	.81	.00	M2	.31	26		
93-Jun	107	82	O6C	TEH	610-EB	14	VS2	.75	.00	M2	.25	26		
93-Jun	107	82	VS4	08H	RPC-EU	WAR	VS2	.74	.00	3	17.42	168	33	RESULT OF DISCREPANCY RESOLUTION
93-Jun	107	82	VS4	08H	RPC-EU	WAR	VS2	.82	.00	3	19.15	169	33	RESULT OF DISCREPANCY RESOLUTION
	135	82	TEC	TEH	610-EB	11	VS7	.93	.00	11	.69	41		
93-Jun	135	82	TEC	TEH	610-EB		NDD			1		7		
	79	84	TEC	TEH	610-EB	11	VS4	11.39	.00	1	.64	154	13	
93-Jun	79	84	TEC	TEH	610-EB	MBM	04H	29.00	.00	1	.28	157	7	
93-Jun	79	84	TEC	TEH	610-EB	MBM	06H	23.66	.00	1	.48	158	7	
93-Jun	79	84	TEC	TEH	610-EB	MBM	VS4	11.46	.00	1	.71	162	7	
92-Mar	79	84	TEH	TEC	610-EB	12	VS4	11.30	.00	3	.73	153	10	RESULT OF DISCREPANCY RESOLUTION
90-Apr	79	84	TEC	TEH	610-	A	MBM	04H	28.00	.00	1		99	
90-Apr	79	84	TEC	TEH	610-	A	MBM	06H	22.40	.00	1		99	
	137	88	TEC	TEH	610-EB	25	VS6	.78	.00	11	2.11	13		
	137	88	TEC	TEH	610-EB	15	VS6	.88	.00	11	1.01	13		
	137	88	TEC	TEH	610-EB	18	VS7	.75	.00	11	1.29	13		
93-Jun	137	88	TEC	TEH	610-EB	PI	VS6	.97	.00	M1	.38	75	7	RESULT OF LEAD ANALYST RESOLUTION
93-Jun	137	88												RETEST - TEST WITH WEAR SCAR STANDARD IN-LINE
93-Jun	137	88	TEC	TEH	610-EB	PI	VS6	.85	.00	M1	1.12	94	7	RESULT OF LEAD ANALYST RESOLUTION
93-Jun	137	88	TEC	TEH	610-EB	PI	VS7	.85	.00	M1	.76	96	7	RESULT OF LEAD ANALYST RESOLUTION
93-Jun	137	88	O8C	TEH	610-EB	29	VS6	.91	.00	M2	1.08	26		
93-Jun	137	88	O8C	TEH	610-EB	16	VS6	.88	.00	M2	.31	26		
93-Jun	137	88	O8C	TEH	610-EB	24	VS7	.94	.00	M2	.70	26		
	136	89	TEC	TEH	610-EB	15	VS2	.39	.00	11	1.00	13		
	138	89	TEC	TEH	610-EB	13	VS7	.79	.00	11	.86	13		

DATE	ROW	COL	CEB	CEE	PROBE	IND	LOC	INCH1	INCH2	CHAN	VOLTS	DEG	TAPE	COMMENTS
------	-----	-----	-----	-----	-------	-----	-----	-------	-------	------	-------	-----	------	----------

Palisades Unit 1

CPAL1-B/2530

INSPECTION: July-95

17-Jul-95 14:29

DATE	ROW	COL	CEB	CEE	PROBE	IND	LOC	INCH1	INCH2	CHAN	VOLTS	DEG	TAPE	COMMENTS
	135	92	TEC	TEH	610-EB	11	VS7	.83	.00	11	.74		15	
	137	94	TEC	TEH	610-EB	15	VS7	.06	.00	11	1.00		41	
	137	94	TEC	TEH	610-EB	20	DBC	1.99	.00	11	1.55		41	
	137	94	TEC	TEH	610-EB	20	DBC	1.88	.00	11	1.56		46	
90-Apr	137	94	TEC	TEH	610-A	MBM	O2H	30.90	.00	1			99	
	47	98	TEC	TEH	610-EB	10	VS4	1.00	.00	11	.62		57	
93-Jun	47	98	TEC	TEH	610-EB	PI	VS4	.89	.00	M1	.22	88	21	RESULT OF LEAD ANALYST RESOLUTION
93-Jun	47	98												RETEST - TEST WITH WEAR SCAR STANDARD IN-LINE
93-Jun	47	98	O4C	TEH	610-EB	12	VS4	.84	.00	M2	.19		26	
93-Jun	47	98	TSH	TSH	RPC-ER	NDD				1			29	
	133	98	TEC	TEH	610-EB	16	VS4	.94	.00	11	1.18		43	
	133	98	TEC	TEH	610-EB	21	VS6	1.24	.00	11	1.69		43	
	133	98	TEC	TEH	610-EB	11	VS7	.60	.00	11	.66		43	
92-Mar	133	98	TEH	TEC	610-EB	NDD				1			8	
	134	103	TEC	TEH	610-EB	13	VS4	.83	.00	11	.89		45	
	134	103	TEC	TEH	610-EB	26	VS7	.80	.00	11	2.37		45	
	131	104	TEC	TEH	610-EB	9	VS7	.99	.00	11	.53		20	
	47	106	TEC	TEH	610-EB	18	VS4	.75	.00	11	1.31		15	
93-Jun	47	106	TEC	TEH	610-EB	PI	VS4	1.00	.00	M1	.60	98	21	RESULT OF LEAD ANALYST RESOLUTION
93-Jun	47	106												RETEST - TEST WITH WEAR SCAR STANDARD IN-LINE
93-Jun	47	106	O5C	TEH	610-EB	21	VS4	.89	.00	M2	.53		26	RESULT OF DISCREPANCY RESOLUTION
93-Jun	47	106	TSH	TSH	RPC-ER	NDD				1			28	
93-Jun	47	106	VS4	O6H	RPC-EU	WAR	VS4	.78	.00	3	14.47	154	34	
	133	106	TEC	TEH	610-EB	10	VS7	.96	.00	11	.62		45	

DATE	ROW	COL	CEB	CEE	PROBE	IND	LOC	INCH1	INCH2	CHAN	VOLTS	DEG	TAPE	COMMENTS
------	-----	-----	-----	-----	-------	-----	-----	-------	-------	------	-------	-----	------	----------

Palisades Unit 1

CPAL1-B/2530

INSPECTION: July-95

17-Jul-95 14:29

DATE	ROW	COL	CEB	CEE	PROBE	IND	LOC	INCH1	INCH2	CHAN	VOLTS	DEG	TAPE	COMMENTS
92-Mar	133	106	TEH	TEC	610-EB	NDD				1			7	
	39	116	TEC	TEH	610-EB	12 VS4		.74	.00	11	.78		28	
	123	116	TEC	TEH	610-EB	13 VS6		.85	.00	11	.82		27	
	123	118	TEC	TEH	610-EB	16 VS6		.74	.00	11	1.08		27	
93-Jun	123	118	TEC	TEH	610-EB	PI VS6		.88	.00	M1	.61	78	10	RESULT OF DISCREPANCY RESOLUTION
93-Jun	123	118												RETEST - TEST WITH WEAR SCAR STANDARD IN-LINE
93-Jun	123	118	08C	TEH	610-EB	21 VS6		-1.04	.00	M2	.52		26	
	100	125	TEC	TEH	610-EB	14 VS2		.60	.00	11	.91		29	
	100	125	TEC	TEH	610-EB	11 VS4		1.05	.00	11	.65		29	
	38	127	TEC	TEH	610-EB	11 VS4		1.07	.00	11	.67		29	
93-Jun	38	127	TEC	TEH	610-EB	MBM TSH		18.64	.00	1	.43	156	11	
93-Jun	38	127	TEC	TEH	610-EB	PI VS4		.84	.00	M1	.40	79	11	RESULT OF LEAD ANALYST RESOLUTION
93-Jun	38	127												RETEST - TEST WITH WEAR SCAR STANDARD IN-LINE
93-Jun	38	127	04C	TEH	610-EB	17 VS4		.89	.00	M2	.35		26	
93-Jun	38	127	06C	06H	RPC	EU NDD				1			33	
	41	132	TEC	TEH	610-EB	8 VS4		1.11	.00	11	.45		31	
93-Jun	41	132	TEC	TEH	610-EB	PI VS4		.80	.00	M1	.24	74	17	RESULT OF DISCREPANCY RESOLUTION
93-Jun	41	132												RETEST - TEST WITH WEAR SCAR STANDARD IN-LINE
93-Jun	41	132	04C	TEH	610-EB	13 VS4		.74	.00	M2	.20		26	
	45	132	TEC	TEH	610-EB	8 VS4		.84	.00	11	.41		32	
93-Jun	45	132	TEC	TEH	610-EB	PI VS4		.80	.00	M1	.22	50	17	RESULT OF DISCREPANCY RESOLUTION
93-Jun	45	132												RETEST - TEST WITH WEAR SCAR STANDARD IN-LINE
93-Jun	45	132	04C	TEH	610-EB	10 VS4		.74	.00	M2	.13		26	
	45	134	TEC	TEH	610-EB	13 VS4		.76	.00	11	.80		32	

DATE	ROW	COL	CEB	CEE	PROBE	IND	LOC	INCH1	INCH2	CHAN	VOLTS	DEG	TAPE	COMMENTS
------	-----	-----	-----	-----	-------	-----	-----	-------	-------	------	-------	-----	------	----------

Palisades Unit 1

CPAL1-B/2530

INSPECTION: July-95

17-Jul-95 14:29

DATE	ROW	COL	CEB	CEE	PROBE	IND	LOC	INCH1	INCH2	CHAN	VOLTS	DEG	TAPE	COMMENTS
	69	134	TEC	TEH	610-EB	14	VS4	.95	.00	11	.88		32	
	45	136	TEC	TEH	610-EB	13	VS4	1.34	.00	11	.84		47	
93-Jun	45	136	TEC	TEH	610-EB	PI	VS4	.87	.00	M1	.58	116	14	RESULT OF DISCREPANCY RESOLUTION
93-Jun	45	136												RETEST - TEST WITH WEAR SCAR STANDARD IN-LINE
93-Jun	45	136	05C	TEH	610-EB	21	VS4	.79	.00	M2	.51		26	
93-Jun	45	136	VS4	05H	RPC-EU	WAR	VS4	.69	.00	3	21.70	150	34	RESULT OF DISCREPANCY RESOLUTION
	95	138	TEC	TEH	610-EB	15	VS4	1.09	.00	11	1.08		31	
93-Jun	95	138	TEC	TEH	610-EB	PI	VS4	.97	.00	M1	.66	79	14	RESULT OF DISCREPANCY RESOLUTION
93-Jun	95	138												RETEST - TEST WITH WEAR SCAR STANDARD IN-LINE
93-Jun	95	138	VS6	TEH	610-EB	22	VS4	.87	.00	M2	.56		26	
93-Jun	95	138	VS6	DBH	RPC-EU	WAR	VS4	.97	.00	3	21.04	158	33	RESULT OF DISCREPANCY RESOLUTION
	82	143	TEC	TEH	610-EB	15	VS3	.88	.00	11	.94		38	
	45	148	TEC	TEH	610-EB	8	VS4	.81	.00	11	.41		38	
93-Jun	45	148	TEC	TEH	610-EB	PI	VS4	.86	.00	M1	.21	96	15	RESULT OF DISCREPANCY RESOLUTION
93-Jun	45	148												RETEST - TEST WITH WEAR SCAR STANDARD IN-LINE
93-Jun	45	148	TEC	TEH	610-EB	8	VS4	.72	.00	M2	.11		26	RESULT OF DISCREPANCY RESOLUTION

DATE	ROW	COL	CEB	CEE	PROBE	IND	LOC	INCH1	INCH2	CHAN	VOLTS	DEG	TAPE	COMMENTS
	9	2	TEC	TEH	610-EB	MBM	TSC	2.89	.00	1	54	152	54	
90-Apr	9	2	TEC	TEH	610- A	MBM	TSC	4.10	.00	1			99	
	17	2	TEC	TEH	610-EB	MBM	04C	10.11	.00	1	.23	36	54	
	17	2	TEC	TEH	610-EB	MBM	TSC	20.41	.00	1	.18	122	54	
	10	5	TEC	TEH	610-EB	MBM	01C	23.42	.00	1	.50	134	54	
	10	5	TEC	TEH	610-EB	MBM	01C	35.81	.00	1	.61	155	54	
90-Apr	10	5	TEC	TEH	610- A	MBM	01C	22.30	.00	1			99	
	40	5	TEC	TEH	610-EB	MBM	02H	1.74	.00	1	.51	87	54	
	15	8	TEC	TEH	610-EB	MBM	TSC	15.93	.00	1	.85	151	54	
	19	10	TEC	TEH	610-EB	MBM	02C	14.26	.00	1	.69	151	54	
93-Jun	19	10	TEC	TEH	610-EB	DNT	VS4	.63	.00	M1	8.16	180	20	RESULT OF DISCREPANCY RESOLUTION
92-Mar	19	10	TEH	TEC	610-EB	INR	02C	14.17	.00	3			21	
90-Apr	19	10	TEC	TEH	610- A	9	02C	13.08	.00	1			99	
	2	11	TEC	TEH	590-EB	MBM	02C	17.35	.00	1	.24	129	51	
	8	11	TEC	TEH	610-EB	MBM	TSH	12.02	.00	1	.46	147	54	
	20	11	TEC	TEH	610-EB	MBM	01H	29.75	.00	1	1.07	154	54	
90-Apr	20	11	TEC	TEH	610- A	MBM	01H	28.20	.00	1			99	
DATE	ROW	COL	CEB	CEE	PROBE	IND	LOC	INCH1	INCH2	CHAN	VOLTS	DEG	TAPE	COMMENTS

DATE	ROW	COL	CEB	CEE	PROBE	IND	LOC	INCH1	INCH2	CHAN	VOLTS	DEG	TAPE	COMMENTS
	58	11	TEC	TEH	610-EB	MBM	02H	21.36	.00	1	.40	153	54	
	31	14	TEC	TEH	610-EB	MBM	04C	17.74	.00	1	.47	128	54	
93-Jun	31	14	TEC	TEH	610-EB	27	04C	17.99	.00	1	.32	138	19	
92-Mar	31	14	TEH	TEC	580-EB	22	04C	17.81	.00	3	.31	145	33	
92-Mar	31	14	TEH	TEC	610-EB	36	04C	18.00	.00	3	.39	129	34	
90-Apr	31	14	TEC	TEH	610- A	29	04C	16.90	.00	1			99	
	41	14	TEC	TEH	610-EB	MBM	02C	27.03	.00	1	.38	153	54	
90-Apr	41	14	TEC	TEH	610- A	MBM	02C	26.00	.00	1			99	
	16	15	TEC	TEH	610-EB	MBM	03H	21.54	.00	6	2.61	58	54	
	16	15	TEC	TEH	610-EB	MBM	03C	35.75	.00	1	.44	131	54	
93-Jun	16	15	TEC	TEH	610-EB	NQN	03H	21.32	.00	1	.20	61	21	RESULT OF LEAD ANALYST RESOLUTION
93-Jun	16	15	TEC	TEH	610-EB	22	03C	35.91	.00	1	.32	144	21	
93-Jun	16	15	04H	03H	RPC-ER	NDD				1			30	
93-Jun	16	15	TSH	TSH	RPC-ER	NDD				1			30	
92-Mar	16	15	TEH	TEC	580-EB	26	03C	35.68	.00	3	.28	141	33	
92-Mar	16	15	TEH	TEC	610-EB	20	03C	35.68	.00	3	.28	145	34	
90-Apr	16	15	TEC	TEH	610- A	24	04C	-4.40	.00	1			99	
	2	17	TEC	TEH	590-EB	MBM	01C	18.56	.00	1	1.16	158	51	
	2	17	TEC	TEH	590-EB	MBM	01C	18.62	.00	1	1.16	157	51	
	2	17	TEC	TEH	610-EB	MBM	01C	18.59	.00	1	1.54	156	54	
90-Apr	2	17	05C	TEC	580- A	MBM	01C	17.90	.00	1			99	
	4	17	TEC	TEH	610-EB	MBM	03C	6.23	.00	6	4.05	60	54	
90-Apr	4	17	05C	TEC	610- A	MBM	03C	6.10	.00	1			99	
	8	17	TEC	TEH	610-EB	MBM	01C	18.14	.00	1	.47	143	54	
90-Apr	8	17	TEC	TEH	610- A	MBM	01C	17.40	.00	1			99	
	14	17	TEC	TEH	610-EB	MBM	04H	11.08	.00	1	1.10	160	54	

DATE	ROW	COL	CEB	CEE	PROBE	IND	LOC	INCH1	INCH2	CHAN	VOLTS	DEG	TAPE	COMMENTS
------	-----	-----	-----	-----	-------	-----	-----	-------	-------	------	-------	-----	------	----------

DATE	ROW	COL	CEB	CEE	PROBE	IND	LOC	INCH1	INCH2	CHAN	VOLTS	DEG	TAPE	COMMENTS
	20	17	TEC	TEH	610-EB	MBM	TSH	9.44	.00	1	38.157	54		
90-Apr	20	17	TEC	TEH	610-A	MBM	TSH	8.90	.00	-1		99		
	48	17	TEC	TEH	610-EB	MBM	01H	28.05	.00	1	.67	149	56	
	48	17	TEC	TEH	610-EB	MBM	01H	26.75	.00	1	1.19	159	56	
	48	17	TEC	TEH	610-EB	MBM	02H	19.50	.00	1	.61	158	56	
	48	17	TEC	TEH	610-EB	MBM	05H	14.74	.00	1	.50	154	56	
90-Apr	48	17	TEC	TEH	610-A	MBM	02H	18.00	.00	-1		99		
90-Apr	48	17	TEC	TEH	610-A	MBM	01H	26.90	.00	1		99		
90-Apr	48	17	TEC	TEH	610-A	MBM	01H	25.90	.00	1		99		
90-Apr	48	17	TEC	TEH	610-A	MBM	05H	13.80	.00	1		99		
	76	17	TEC	TEH	610-EB	MBM	TSH	9.70	.00	1	61.152	54		
	36	23	TEC	TEH	610-EB	MBM	02H	18.68	.00	1	.56	148	56	
90-Apr	36	23	TEC	TEH	610-A	MBM	02H	17.60	.00	1		99		
	61	24	TEC	TEH	610-EB	MBM	03H	6.84	.00	1	.51	136	57	
93-Jun	61	24	TEC	TEH	610-EB	MBM	03H	6.79	.00	1	.51	144	19	
92-Mar	61	24	TEH	TEC	610-EB	33	03H	6.70	.00	3	.49	137	20	
90-Apr	61	24	TEC	TEH	610-A	34	03H	5.65	.00	1		99		
	33	26	TEC	TEH	610-EB	MBM	04C	27.28	.00	1	.22	137	3	
	57	26	TEC	TEH	610-EB	MBM	TSH	3.52	.00	1	.50	135	3	
90-Apr	57	26	TEC	TEH	610-A	MBM	TSH	3.30	.00	1		99		
	42	29	TEC	TEH	610-EB	MBM	03C	7.18	.00	1	.41	130	4	
	48	29	TEC	TEH	610-EB	MBM	03C	23.46	.00	6	1.30	90	3	
	48	29	TEC	TEH	610-EB	MBM	02C	20.89	.00	1	.21	128	3	
	48	29	TEC	TEH	610-EB	MBM	02C	33.30	.00	6	1.08	70	3	
DATE	ROW	COL	CEB	CEE	PROBE	IND	LOC	INCH1	INCH2	CHAN	VOLTS	DEG	TAPE	COMMENTS

DATE	ROW	COL	CEB	CEE	PROBE	IND	LOC	INCH1	INCH2	CHAN	VOLTS	DEG	TAPE	COMMENTS
	62	29	TEC	TEH	610-EB	MBM	VS4	1.46	.00	6	2.04	72	3	
	62	29	TEC	TEH	610-EB	MBM	05C	7.58	.00	1	.32	134	3	
	62	29	TEC	TEH	610-EB	MBM	05C	7.72	.00	1	.32	134	3	
	64	29	TEC	TEH	610-EB	MBM	01C	.72	.00	9	.71	147	3	
	74	29	TEC	TEH	610-EB	MBM	03C	31.61	.00	1	.54	167	4	
	82	29	TEC	TEH	610-EB	MBM	06H	22.14	.00	1	2.12	165	4	
90-Apr	82	29	TEC	TEH	610- A	MBM	06H	21.20	.00	1			99	
	100	29	TEC	TEH	610-EB	MBM	02C	13.06	.00	1	90	157	3	
90-Apr	100	29	TEC	TEH	610- A	MBM	02C	11.70	.00	1			99	
	35	32	TEC	TEH	610-EB	MBM	03H	30.83	.00	1	.73	140	4	
90-Apr	35	32	TEC	TEH	610- A	MBM	03H	29.90	.00	1			99	
	63	32	TEC	TEH	610-EB	MBM	TSC	10.65	.00	1	.46	146	3	
	4	35	TEC	TEH	610-EB	MBM	04C	8.15	.00	1	.43	143	3	
90-Apr	4	35	05C	TEC	610- A	MBM	04C	7.50	.00	1			99	
	20	35	TEC	TEH	610-EB	MBM	01H	2.63	.00	1	.25	121	3	
	20	35	TEC	TEH	610-EB	MBM	03H	19.75	.00	1	.25	148	3	
90-Apr	20	35	TEC	TEH	610- A	MBM	01H	1.60	.00	1			99	
	30	35	TEC	TEH	610-EB	MBM	03H	32.99	.00	1	.61	155	3	

DATE	ROW	COL	CEB	CEE	PROBE	IND	LOC	INCH1	INCH2	CHAN	VOLTS	DEG	TAPE	COMMENTS
------	-----	-----	-----	-----	-------	-----	-----	-------	-------	------	-------	-----	------	----------

DATE	ROW	COL	CEB	CEE	PROBE	IND	LOC	INCH1	INCH2	CHAN	VOLTS	DEG	TAPE	COMMENTS
90-Apr	30	35	TEC	TEH	610- A MBM 03H			31.50	.00	1			99	
	46	35	TEC	TEH	610-EB MBM TSH			21.14	.00	1	.36	127	3	
	54	35	TEC	TEH	610-EB MBM 05C			15.42	.00	1	.31	157	3	
	58	35	TEC	TEH	610-EB MBM 06C			14.38	.00	1	.44	155	3	
93-Jun	58	35	TEC	TEH	610-EB MBM 06C			14.06	.00	1	.18	143	2	RESULT OF LEAD ANALYST RESOLUTION
92-Mar	58	35	TEH	TEC	610-EB 17 06C			13.77	.00	3	.44	153	19	RESULT OF DISCREPANCY RESOLUTION
	64	35	TEC	TEH	610-EB MBM 01H			22.35	.00	1	.71	158	3	
	68	35	TEC	TEH	610-EB MBM 01C			29.48	.00	1	1.44	151	3	
90-Apr	68	35	TEC	TEH	610- A MBM 01C			28.60	.00	1			99	
	70	35	TEC	TEH	610-EB MBM VS3			6.00	.00	1	.36	158	3	
	96	35	TEC	TEH	610-EB MBM 07H			17.76	.00	1	.49	153	3	
90-Apr	96	35	TEC	TEH	610- A MBM 07H			16.50	.00	1			99	
	102	35	TEC	TEH	610-EB MBM VS4			16.70	.00	1	.26	126	3	
	95	36	TEC	TEH	610-EB MBM 02C			30.25	.00	1	.26	147	3	
	95	36	TEC	TEH	610-EB MBM TSC			8.06	.00	1	1.20	150	3	
93-Jun	95	36	TEC	TEH	610-EB MBM TSC			8.27	.00	1	1.21	153	2	RESULT OF DISCREPANCY RESOLUTION
92-Mar	95	36	TEH	TEC	610-EB 21 TSC			7.85	.00	3	1.14	146	22	
90-Apr	95	36	TEC	TEH	610- A 22 TSC			8.04	.00	1			99	
90-Apr	95	36	TEC	TEH	610- A MBM 02C			29.20	.00	1			99	

DATE	ROW	COL	CEB	CEE	PROBE	IND	LOC	INCH1	INCH2	CHAN	VOLTS	DEG	TAPE	COMMENTS
	81	38	TEC	TEH	610-EB	MBM	02C	5.71	.00	1	.55	153	3	
	105	38	TEC	TEH	610-EB	MBM	03C	.76	.00	9	.23	92	3	
	32	39	TEC	TEH	610-EB	MBM	02C	19.74	.00	1	.35	132	3	
93-Jun	32	39	TEC	TEH	610-EB	MBM	02C	19.90	.00	1	.31	117	3	
92-Mar	32	39	TEH	TEC	610-EB	24	02C	19.70	.00	3	.28	143	22	
90-Apr	32	39	TEC	TEH	610-	A	28	02C	18.79	.00			99	
	80	39	TEC	TEH	610-EB	MBM	03H	12.69	.00	1	.45	142	3	
93-Jun	80	39	TEC	TEH	610-EB	22	03H	12.50	.00	1	.46	145	3	RESULT OF LEAD ANALYST RESOLUTION
92-Mar	80	39	TEH	TEC	610-EB	31	03H	12.54	.00	3	.37	137	17	
90-Apr	80	39	TEC	TEH	610-	A	26	03H	11.23	.00			99	
	2	41	DBH	TEH	610-EB	MBM	01H	28.34	.00	1	.38	152	3	
	2	41	TEC	TEH	590-EB	MBM	01H	28.38	.00	1	.35	144	48	
	42	41	TEC	TEH	610-EB	MBM	TSH	13.02	.00	1	.36	139	10	
93-Jun	42	41	TEC	TEH	610-EB	MBM	TSH	12.78	.00	1	.27	122	3	RESULT OF LEAD ANALYST RESOLUTION
93-Jun	42	41	TEC	TEH	610-EB	PI	VS4	.51	.00	M1	.23	101	3	RESULT OF LEAD ANALYST RESOLUTION
93-Jun	42	41												RETEST - TEST WITH WEAR SCAR STANDARD IN-LINE
93-Jun	42	41	04C	TEH	610-EB	MBM	TSH	12.80	.00	1	.33	127	26	RESULT OF DISCREPANCY RESOLUTION
93-Jun	42	41	04C	TEH	610-EB	13	VS4	.58	.00	M2	.21		26	RESULT OF DISCREPANCY RESOLUTION
93-Jun	42	41	04C	TEH	610-EB	15	VS4	.93	.00	M2	.26		26	RESULT OF DISCREPANCY RESOLUTION
92-Mar	42	41	TEH	TEC	610-EB	31	TSH	12.65	.00	3	.36	135	30	
90-Apr	42	41	TEC	TEH	610-	A	26	TSH	12.43	.00			99	
	52	41	TEC	TEH	610-EB	MBM	02H	8.57	.00	1	.73	156	9	
	82	41	TEC	TEH	610-EB	MBM	TSC	19.04	.00	1	.26	97	6	
	84	41	TEC	TEH	610-EB	MBM	TSH	2.67	.00	1	.89	161	5	

DATE	ROW	COL	CEB	CEE	PROBE	IND	LOC	INCH1	INCH2	CHAN	VOLTS	DEG	TAPE	COMMENTS
------	-----	-----	-----	-----	-------	-----	-----	-------	-------	------	-------	-----	------	----------

DATE	ROW	COL	CEB	CEE	PROBE	IND	LOC	INCH1	INCH2	CHAN	VOLTS	DEG	TAPE	COMMENTS
	84	41	TEC	TEH	610-EB	MBM	03H	22.67	.00	1	.61	153	5	
90-Apr	84	41	TEC	TEH	610-A	MBM	TSH	2.50	.00	1			99	
	65	42	TEC	TEH	610-EB	MBM	01H	.46	.00	9	.48	115	3	
93-Jun	65	42	TEC	TEH	610-EB	MBM	01H	.51	.00	M1	.45	119	3	RESULT OF LEAD ANALYST RESOLUTION
92-Mar	65	42	TEH	TEC	610-EB	11	01H	.48	.00	3	1.09	157	15	RESULT OF LEAD ANALYST RESOLUTION
90-Apr	65	42	TEC	TEH	610-A	9	01H	1.48	.00	1			99	
	46	43	TEC	TEH	610-EB	MBM	01H	.83	.00	9	.93	135	3	
93-Jun	46	43	TEC	TEH	610-EB	MBM	01H	.63	.00	1	1.53	168	3	RESULT OF LEAD ANALYST RESOLUTION
90-Apr	46	43	TEC	TEH	610-A	1	01H	.34	.00	M1			99	
	11	44	TEC	TEH	610-EB	MBM	04H	16.51	.00	1	.35	136	9	
	4	47	TEC	TEH	610-EB	MBM	01C	19.16	.00	1	.39	152	10	
90-Apr	4	47	05C	TEC	610-A	MBM	01C	18.40	.00	1			99	
	20	47	TEC	TEH	610-EB	MBM	02C	24.65	.00	1	.38	149	9	
90-Apr	20	47	TEC	TEH	610-A	MBM	02C	23.50	.00	1			99	
	36	47	TEC	TEH	610-EB	MBM	TSC	16.69	.00	1	.67	16	10	
	84	47	TEC	TEH	610-EB	MBM	TSH	17.25	.00	1	.63	156	10	
90-Apr	84	47	TEC	TEH	610-A	MBM	TSH	16.10	.00	1			99	
	112	47	TEC	TEH	610-EB	MBM	02H	5.10	.00	1	.16	76	10	
	120	47	TEC	TEH	610-EB	MBM	TSH	4.86	.00	1	.41	23	10	

DATE	ROW	COL	CEB	CEE	PROBE	IND	LOC	INCH1	INCH2	CHAN	VOLTS	DEG	TAPE	COMMENTS
------	-----	-----	-----	-----	-------	-----	-----	-------	-------	------	-------	-----	------	----------

DATE	ROW	COL	CEB	CEE	PROBE	IND	LOC	INCH1	INCH2	CHAN	VOLTS	DEG	TAPE	COMMENTS
	45	48	TEC	TEH	610-EB	MBM	04H	11.11	.00	1	66	168	9	
93-Jun	45	48	TEC	TEH	610-EB	PI	VS4	.23	.00	M1	27	73	3	RESULT OF LEAD ANALYST RESOLUTION
93-Jun	45	48												RETEST - TEST WITH WEAR SCAR STANDARD IN-LINE
93-Jun	45	48	04C	TEH	610-EB	14	VS4	.66	.00	M2	25		26	RESULT OF DISCREPANCY RESOLUTION
90-Apr	45	48	TEC	TEH	610-	A	MBM	04H	9.90	.00	1		99	
=====														
	76	49	TEC	TEH	610-EB	MBM	05H	5.28	.00	1	29	134	10	
93-Jun	76	49	TEC	TEH	610-EB	MBM	05H	5.20	.00	1	32	149	3	RESULT OF LEAD ANALYST RESOLUTION
92-Mar	76	49	TEH	TEC	610-EB	19	05H	4.96	.00	3	47	148	13	
90-Apr	76	49	TEC	TEH	610-	A	25	05H	4.10	.00	1		99	
=====														
	81	52	TEC	TEH	610-EB	MBM	01H	30.81	.00	1	29	152	9	
	81	52	TEC	TEH	610-EB	MBM	03H	-1.05	.00	1	16	151	9	
93-Jun	81	52	TEC	TEH	610-EB	MBM	01H	30.87	.00	1	34	147	4	
93-Jun	81	52	TEC	TEH	610-EB	18	03H	-1.13	.00	M1	66	104	4	RESULT OF LEAD ANALYST RESOLUTION
=====														
	2	53	TEC	TEH	590-EB	MBM	TSC	18.15	.00	1	13	139	49	
=====														
	6	53	TEC	TEH	610-EB	MBM	01C	3.78	.00	1	37	148	9	
90-Apr	6	53	TEC	TEH	610-	A	MBM	01C	2.60	.00	1		99	
=====														
	16	53	TEC	TEH	610-EB	MBM	TSH	17.87	.00	1	32	152	9	
	16	53	TEC	TEH	610-EB	MBM	03H	32.94	.00	1	32	156	9	
	16	53	TEC	TEH	610-EB	MBM	03H	2.84	.00	1	43	149	9	
	16	53	TEC	TEH	610-EB	MBM	05C	3.80	.00	1	38	150	9	
	16	53	TEC	TEH	610-EB	MBM	05C	6.08	.00	1	42	164	9	
90-Apr	16	53	TEC	TEH	610-	A	MBM	03H	32.00	.00	1		99	
90-Apr	16	53	TEC	TEH	610-	A	MBM	03H	1.70	.00	1		99	
90-Apr	16	53	TEC	TEH	610-	A	MBM	TSH	17.00	.00	1		99	
=====														
	42	53	TEC	TEH	610-EB	MBM	02C	18.82	.00	1	52	161	10	
=====														
	44	53	TEC	TEH	610-EB	MBM	04C	7.75	.00	1	50	160	9	
90-Apr	44	53	TEC	TEH	610-	A	MBM	04C	7.00	.00	1		99	
=====														
DATE	ROW	COL	CEB	CEE	PROBE	IND	LOC	INCH1	INCH2	CHAN	VOLTS	DEG	TAPE	COMMENTS

DATE	ROW	COL	CEB	CEE	PROBE	IND	LOC	INCH1	INCH2	CHAN	VOLTS	DEG	TAPE	COMMENTS
	72	53	TEC	TEH	610-EB	MBM	01H	14.30	.00	1	.31	48	10	
	80	53	TEC	TEH	610-EB	MBM	01H	32.83	.00	1	.46	156	10	
90-Apr	80	53	TEC	TEH	610-	A	MBM	01H	31.50	.00	1		99	
	84	53	TEC	TEH	610-EB	MBM	TSH	.87	.00	1	.37	155	9	
	84	53	TEC	TEH	610-EB	MBM	01C	.22	.00	9	.35	74	9	
	92	53	TEC	TEH	610-EB	MBM	TSH	13.93	.00	1	.54	165	9	
90-Apr	92	53	TEC	TEH	610-	A	MBM	TSH	13.00	.00	1		99	
	102	53	TEC	TEH	610-EB	MBM	01H	22.11	.00	1	.38	153	9	
90-Apr	102	53	TEC	TEH	610-	A	MBM	01H	20.70	.00	1		99	
	66	55	TEC	TEH	610-EB	MBM	01H	.51	.00	9	.62	148	9	
93-Jun	66	55	TEC	TEH	610-EB		11.01H	.70	.00	M1	.37	109	4	RESULT OF DISCREPANCY RESOLUTION
	76	55	TEC	TEH	610-EB	MBM	01H	15.13	.00	1	.73	139	9	
93-Jun	76	55	TEC	TEH	610-EB		19.01H	14.78	.00	1	.95	146	4	RESULT OF LEAD ANALYST RESOLUTION
92-Mar	76	55	TEH	TEC	610-EB		33.01H	15.14	.00	3	.56	133	13	
90-Apr	76	55	TEC	TEH	610-	A	37.01H	13.69	.00	1			99	
	83	56	TEC	TEH	610-EB	MBM	06H	18.23	.00	1	.44	145	9	
90-Apr	83	56	TEC	TEH	610-	A	MBM	06H	17.20	.00	1		99	
	44	59	TEC	TEH	610-EB	MBM	01H	3.66	.00	1	.59	155	12	
90-Apr	44	59	TEC	TEH	610-	A	MBM	01H	2.20	.00	1		99	

DATE	ROW	COL	CEB	CEE	PROBE	IND	LOC	INCH1	INCH2	CHAN	VOLTS	DEG	TAPE	COMMENTS
------	-----	-----	-----	-----	-------	-----	-----	-------	-------	------	-------	-----	------	----------

DATE	ROW	COL	CEB	CEE	PROBE	IND	LOC	INCH1	INCH2	CHAN	VOLTS	DEG	TAPE	COMMENTS
	50	59	TEC	TEH	610-EB	MBM	06C	3.03	.00	1	.21	137	12	
	64	59	TEC	TSH	610-EB	MBM	TSC	20.83	.00	1	.32	150	12	
	133	60	TEC	TEH	610-EB	MBM	03H	5.98	.00	1	.34	60	41	
92-Mar	133	60	TEH	TEC	610-EB	NDD				1			13	
90-Apr	133	60	TEC	TEH	610-A	MBM	03H	4.80	.00	1			99	
	130	61	TEC	TEH	610-EB	MBM	03H	28.50	.00	1	.34	107	42	
90-Apr	130	61	TEC	TEH	610-A	MBM	03H	27.60	.00	1			99	
	41	62	TEC	TEH	610-EB	MBM	03H	29.62	.00	1	.41	153	12	
90-Apr	41	62	TEC	TEH	610-A	MBM	03H	28.80	.00	1			99	
	45	62	TEC	TEH	610-EB	MBM	01H	29.76	.00	1	.65	161	11	
90-Apr	45	62	TEC	TEH	610-A	MBM	01H	28.80	.00	1			99	
	84	65	TEC	TEH	610-EB	MBM	05C	20.73	.00	1	1.45	153	13	
90-Apr	84	65	TEC	TEH	610-A	MBM	04C	27.60	.00	1			99	
	126	65	TEC	TEH	610-EB	MBM	TSH	6.10	.00	1	.28	63	11	
	130	67	TEC	TEH	610-EB	MBM	03C	7.17	.00	1	.14	98	42	
	71	68	TEC	TEH	610-EB	MBM	TSH	24.55	.00	1	.52	154	14	
90-Apr	71	68	TEC	TEH	610-A	MBM	01H	5.60	.00	1			99	
	76	71	TEC	TEH	610-EB	MBM	01H	34.83	.00	1	.46	150	13	

DATE	ROW	COL	CEB	CEE	PROBE	IND	LOC	INCH1	INCH2	CHAN	VOLTS	DEG	TAPE	COMMENTS
------	-----	-----	-----	-----	-------	-----	-----	-------	-------	------	-------	-----	------	----------

DATE	ROW	COL	CEB	CEE	PROBE	IND	LOC	INCH1	INCH2	CHAN	VOLTS	DEG	TAPE	COMMENTS
90-Apr	76	71	TEC	TEH	610-A	MBM	02H	-5.80	.00	1			99	
	88	71	TEC	TEH	610-EB	MBM	04H	9.91	.00	1	.23	69	13	
	120	71	TEC	TEH	610-EB	MBM	07C	21.84	.00	6	2.08	73	14	
	128	71	TEC	TEH	610-EB	MBM	04H	19.82	.00	6	1.57	57	13	
	136	71	TEC	TEH	610-EB	MBM	03H	10.32	.00	1	.40	34	41	
	136	71	TEC	TEH	610-EB	MBM	04H	35.69	.00	1	.32	57	41	
93-Jun	136	71	TEC	TEH	610-EB	NQN	03H	9.95	.00	1	.41	28	6	RESULT OF LEAD ANALYST RESOLUTION
93-Jun	136	71	TEC	TEH	610-EB	NQN	03H	26.07	.00	1	.29	55	6	RESULT OF LEAD ANALYST RESOLUTION
93-Jun	136	71	TEC	TEH	610-EB	NQN	04H	35.54	.00	1	.41	41	6	RESULT OF LEAD ANALYST RESOLUTION
93-Jun	136	71	TEC	TEH	610-EB	NQN	07H	24.54	.00	1	.39	37	6	RESULT OF LEAD ANALYST RESOLUTION
93-Jun	136	71	TSH	TSH	RPC-ER	NDD				1			30	
93-Jun	136	71	04H	03H	RPC-ER	MBM	03H	26.03	.00	6	1.73	95	30	
93-Jun	136	71	04H	03H	RPC-ER	MBM	03H	9.79	.00	6	1.61	75	30	
93-Jun	136	71	05H	04H	RPC-ER	MBM	04H	35.80	.00	6	1.68	89	30	RESULT OF DISCREPANCY RESOLUTION
93-Jun	136	71	08H	07H	RPC-ER	MBM	07H	24.82	.00	6	1.74	107	30	RESULT OF DISCREPANCY RESOLUTION
	53	72	TEC	TEH	610-EB	MBM	02H	3.94	.00	1	.54	150	13	
	53	72	TEC	TEH	610-EB	MBM	06C	10.06	.00	1	.59	149	13	
	53	72	TEC	TEH	610-EB	MBM	01C	34.97	.00	1	.56	151	13	
93-Jun	53	72	TEC	TEH	610-EB	MBM	02H	3.69	.00	1	.50	151	6	
93-Jun	53	72	TEC	TEH	610-EB	30	06C	9.69	.00	1	.22	133	6	RESULT OF LEAD ANALYST RESOLUTION
93-Jun	53	72	TSH	TSH	RPC-ER	NDD				1			29	
90-Apr	53	72	TEC	TEH	610-A	MBM	02C	-4.90	.00	1			99	
90-Apr	53	72	TEC	TEH	610-A	MBM	02H	2.30	.00	1			99	
	57	74	TEC	TEH	610-EB	MBM	02C	4.21	.00	1	.33	145	13	
90-Apr	57	74	TEC	TEH	610-A	MBM	02C	3.90	.00	1			99	
	69	74	TEC	TEH	610-EB	MBM	02H	8.51	.00	1	.61	149	13	
90-Apr	69	74	TEC	TEH	610-A	MBM	02H	7.60	.00	1			99	

DATE	ROW	COL	CEB	CEE	PROBE	IND	LOC	INCH1	INCH2	CHAN	VOLTS	DEG	TAPE	COMMENTS
90-Apr	69	74	TEC	TEH	610- A	MBM	04H	11.40	.00	1		99		
	131	78	TEC	TEH	610-EB	MBM	01H	12.88	.00	1	.26	54	41	
93-Jun	131	78	TEC	TEH	610-EB	NQN	01H	12.74	.00	1	.27	41	6	RESULT OF LEAD ANALYST RESOLUTION
93-Jun	131	78	TSH	TSH	RPC-ER	NDD				1			30	
93-Jun	131	78	02H	01H	RPC-ER	MBM	01H	12.70	.00	6	1.73	69	30	
	132	81	TEC	TEH	610-EB	MBM	01C	4.26	.00	1	.39	153	41	
	82	83	TEC	TEH	610-EB	MBM	01H	7.10	.00	1	.46	132	13	
90-Apr	82	83	TEC	TEH	610- A	MBM	01H	5.40	.00	1			99	
	79	84	TEC	TEH	610-EB	MBM	04H	29.57	.00	1	.32	152	13	
	79	84	TEC	TEH	610-EB	MBM	06H	23.64	.00	1	.47	160	13	
93-Jun	79	84	TEC	TEH	610-EB	MBM	04H	29.00	.00	1	.28	157	7	
93-Jun	79	84	TEC	TEH	610-EB	MBM	06H	23.66	.00	1	.48	158	7	
93-Jun	79	84	TEC	TEH	610-EB	MBM	VS4	11.46	.00	1	.71	162	7	
92-Mar	79	84	TEH	TEC	610-EB	12	VS4	11.30	.00	3	.73	153	10	RESULT OF DISCREPANCY RESOLUTION
90-Apr	79	84	TEC	TEH	610- A	MBM	04H	28.00	.00	1			99	
90-Apr	79	84	TEC	TEH	610- A	MBM	06H	22.40	.00	1			99	
	131	84	TEC	TEH	610-EB	MBM	VS1	15.16	.00	1	.25	153	41	
92-Mar	131	84	TEH	TEC	610-EB	NDD				1			10	
	136	87	TEC	TEH	610-EB	MBM	08C	5.70	.00	1	.17	90	41	
93-Jun	136	87	TEC	TEH	610-EB	NDD				1			7	
	131	88	TEC	TEH	610-EB	MBM	VS2	22.99	.00	1	1.45	162	41	
	90	89	TEC	TEH	610-EB	MBM	01C	-1.41	.00	1	.44	152	14	
90-Apr	90	89	TEC	TEH	610- A	MBM	01C	-2.30	.00	1			99	
DATE	ROW	COL	CEB	CEE	PROBE	IND	LOC	INCH1	INCH2	CHAN	VOLTS	DEG	TAPE	COMMENTS

DATE	ROW	COL	CEB	CEE	PROBE	IND	LOC	INCH1	INCH2	CHAN	VOLTS	DEG	TAPE	COMMENTS
	132	91	TEC	TEH	610-EB	MBM	07C	19.46	.00	1	.20	67	41	
	63	92	TEC	TEH	610-EB	MBM	02C	29.61	.00	1	.46	156	15	
90-Apr	63	92	TEC	TEH	610-	A	MBM 02C	28.60	.00	1			99	
	121	92	TEC	TEH	610-EB	MBM	04C	8.59	.00	1	.47	153	15	
93-Jun	121	92	TEC	TEH	610-EB	33	TSH	22.27	.00	1	1.60	131	8	RESULT OF DISCREPANCY RESOLUTION
92-Mar	121	92	TEH	TEC	610-EB	38	TSH	21.27	.00	3	1.96	129	8	
90-Apr	121	92	TEC	TEH	610-	A	35 TSH	21.38	.00	1			99	
90-Apr	121	92	TEC	TEH	610-	A	MBM 04C	7.50	.00	1			99	
	102	95	TEC	TEH	610-EB	MBM	TSH	19.63	.00	1	.95	156	15	
90-Apr	102	95	TEC	TEH	610-	A	MBM TSH	19.00	.00	1			99	
	69	98	TEC	TEH	610-EB	MBM	02H	10.48	.00	1	.45	22	15	
	69	98	TEC	TEH	610-EB	MBM	02H	6.71	.00	1	.60	156	15	
	44	101	TEC	TEH	610-EB	MBM	03H	29.08	.00	1	.39	159	16	
	54	101	TEC	TEH	610-EB	MBM	03C	27.51	.00	1	.53	160	16	
90-Apr	54	101	TEC	TEH	610-	A	MBM 03C	27.20	.00	1			99	
	58	101	TEC	TEH	610-EB	MBM	TSH	24.49	.00	1	.72	157	15	
90-Apr	58	101	TEC	TEH	610-	A	MBM 01H	-5.40	.00	1			99	
	70	101	TEC	TEH	610-EB	MBM	03H	3.35	.00	1	.21	82	16	
	74	101	TEC	TEH	610-EB	MBM	VS5	7.05	.00	1	.36	137	15	

DATE	ROW	COL	CEB	CEE	PROBE	IND	LOC	INCH1	INCH2	CHAN	VOLTS	DEG	TAPE	COMMENTS
------	-----	-----	-----	-----	-------	-----	-----	-------	-------	------	-------	-----	------	----------

DATE	ROW	COL	CEB	CEE	PROBE	IND	LOC	INCH1	INCH2	CHAN	VOLTS	DEG	TAPE	COMMENTS
	51	104	TEC	TEH	610-EB	MBM	01H	33.63	.00	1	16	144	15	
	95	104	TEC	TEH	610-EB	MMB	04H	7.17	.00	1	34	59	20	
90-Apr	95	104	TEC	TEH	610-	A	MBM	04H	6.00	.00	1		99	
	2	107	TEC	TEH	590-EB	MBM	03H	22.65	.00	1	.57	146	52	
	18	107	TEC	TEH	610-EB	MBM	02H	6.80	.00	1	.42	152	57	
90-Apr	18	107	TEC	TEH	610-	A	MBM	02H	5.50	.00	1		99	
	22	107	TEC	TEH	610-EB	MBM	01H	8.09	.00	1	.35	144	57	
90-Apr	22	107	TEC	TEH	610-	A	MBM	01H	6.60	.00	1		99	
	42	107	TEC	TEH	610-EB	MBM	TSC	25.30	.00	1	.68	157	57	
	70	107	TEC	TEH	610-EB	MBM	03H	20.77	.00	1	.20	118	21	
	88	107	TEC	TEH	610-EB	MBM	03H	32.72	.00	1	.34	156	21	
	88	107	TEC	TEH	610-EB	MBM	03C	21.42	.00	1	.30	148	21	
	88	107	TEC	TEH	610-EB	MBM	TSC	17.12	.00	1	.44	157	21	
90-Apr	88	107	TEC	TEH	610-	A	MBM	TSC	16.30	.00	1		99	
90-Apr	88	107	TEC	TEH	610-	A	MBM	03C	19.80	.00	1		99	
90-Apr	88	107	TEC	TEH	610-	A	MBM	03H	31.90	.00	1		99	
	90	107	TEC	TEH	610-EB	MBM	TSH	23.51	.00	1	.38	30	21	
	106	107	TEC	TEH	610-EB	MBM	02H	15.42	.00	1	.22	34	19	

DATE	ROW	COL	CEB	CEE	PROBE	IND	LOC	INCH1	INCH2	CHAN	VOLTS	DEG	TAPE	COMMENTS
------	-----	-----	-----	-----	-------	-----	-----	-------	-------	------	-------	-----	------	----------

DATE	ROW	COL	CEB	CEE	PROBE	IND	LOC	INCH1	INCH2	CHAN	VOLTS	DEG	TAPE	COMMENTS
	118	107	TEC	TEH	610-EB	MMB	VS7	7.40	.00	1	1.76	12	19	
	128	107	TEC	TEH	610-EB	MMB	VS4	12.96	15.54	1	.53	137	19	
93-Jun	128	107	TEC	TEH	610-EB	17	VS4	13.22	.00	1	.60	149	9	RESULT OF DISCREPANCY RESOLUTION
92-Mar	128	107	TEH	TEC	610-EB	25	VS4	12.80	.00	3	.65	140	7	
90-Apr	128	107	TEC	TEH	610-	A	21	VS4	12.70	.00	1		99	
	81	110	TEC	TEH	610-EB	MBM	02C	13.90	.00	1	.49	144	21	
90-Apr	81	110	TEC	TEH	610-	A	MBM	02C	12.90	.00	1		99	
	101	110	TEC	TEH	610-EB	MBM	05C	20.34	.00	1	.39	40	22	
	52	111	TEC	TEH	610-EB	MBM	03C	14.64	.00	1	.63	150	22	
93-Jun	52	111	TEC	TEH	610-EB	18	03C	14.55	.00	1	.61	148	21	RESULT OF DISCREPANCY RESOLUTION
93-Jun	52	111	TSH	TSH	RPC	ER	NDD			1			28	
92-Mar	52	111	TEH	TEC	610-EB	22	03C	14.56	.00	3	.54	148	6	
90-Apr	52	111	TEC	TEH	610-	A	22	03C	13.62	.00	1		99	
	6	113	TEC	TEH	610-EB	MBM	02C	28.29	.00	1	.21	71	27	
	20	113	TEC	TEH	610-EB	MBM	04H	11.99	.00	1	1.14	157	28	
	34	113	TEC	TEH	610-EB	MBM	03C	20.19	.00	1	.31	148	59	
	34	113	TEC	TEH	610-EB	MBM	03C	28.17	.00	1	.37	153	59	
	46	113	TEC	TEH	610-EB	MBM	04H	24.68	.00	1	.56	161	21	
	52	113	TEC	TEH	610-EB	MBM	TSH	19.05	.00	1	.62	154	21	

DATE	ROW	COL	CEB	CEE	PROBE	IND	LOC	INCH1	INCH2	CHAN	VOLTS	DEG	TAPE	COMMENTS
------	-----	-----	-----	-----	-------	-----	-----	-------	-------	------	-------	-----	------	----------

DATE	ROW	COL	CEB	CEE	PROBE	IND	LOC	INCH1	INCH2	CHAN	VOLTS	DEG	TAPE	COMMENTS
	62	113	TEC	TEH	610-EB	MBM	02C	13.68	.00	1	.23	126	22	
	74	113	TEC	TSH	610-EB	MBM	03H	18.86	.00	1	.53	155	22	
90-Apr	74	113	TEC	TEH	610-	A	MBM	03H	17.60	.00	1		99	
	126	113	TEC	TEH	610-EB	MBM	05C	3.14	.00	1	.53	120	28	
90-Apr	126	113	TEC	TEH	610-	A	MBM	05C	2.60	.00	1		99	
	47	116	TEC	TEH	610-EB	MBM	02H	34.86	.00	1	.25	140	28	
90-Apr	47	116	TEC	TEH	610-	A	MBM	02H	33.70	.00	1		99	
	63	116	TEC	TEH	610-EB	MBM	03C	2.52	.00	1	.46	148	28	
90-Apr	63	116	TEC	TEH	610-	A	MBM	03C	1.80	.00	1		99	
	41	122	TEC	TEH	610-EB	MBM	01H	4.16	.00	1	.62	153	29	
90-Apr	41	122	TEC	TEH	610-	A	MBM	01H	2.80	.00	1		99	
	10	125	TEC	TEH	610-EB	MBM	04C	1.87	.00	1	.48	137	29	
90-Apr	10	125	TEC	TEH	610-	A	MBM	04C	1.10	.00	1		99	
	40	125	TEC	TSH	610-EB	MBM	02C	11.85	.00	1	1.32	156	30	
90-Apr	40	125	TEC	TEH	610-	A	MBM	02C	10.50	.00	1		99	
	84	125	TEC	TEH	610-EB	MBM	TSC	2.74	.00	1	.46	146	29	
	90	125	TEC	TEH	610-EB	MBM	02C	11.87	.00	1	1.09	160	29	
	38	127	TEC	TEH	610-EB	MBM	TSH	7.25	.00	1	.48	155	29	

DATE	ROW	COL	CEB	CEE	PROBE	IND	LOC	INCH1	INCH2	CHAN	VOLTS	DEG	TAPE	COMMENTS
------	-----	-----	-----	-----	-------	-----	-----	-------	-------	------	-------	-----	------	----------

DATE	ROW	COL	CEB	CEE	PROBE	IND	LOC	INCH1	INCH2	CHAN	VOLTS	DEG	TAPE	COMMENTS
	38	127	TEC	TEH	610-EB	MBM	TSH	18.75	.00	1	.44	161	29	
93-Jun	38	127	TEC	TEH	610-EB	MBM	TSH	18.64	.00	1	.43	156	11	
93-Jun	38	127	TEC	TEH	610-EB	PI	VS4	.84	.00	M1	.40	79	11	RESULT OF LEAD ANALYST RESOLUTION
93-Jun	38	127												RETEST - TEST WITH WEAR SCAR STANDARD IN-LINE
93-Jun	38	127	04C	TEH	610-EB	17	VS4	.89	.00	M2	.35		26	
93-Jun	38	127	06C	06H	RPC	EU	NDD			1			33	
=====														
	47	128	TEC	TEH	610-EB	MBM	TSH	2.22	.00	1	1.23	161	29	
=====														
	4	131	TEC	TEH	610-EB	MBM	04H	17.23	.00	6	1.84	55	31	
=====														
	26	131	TEC	TEH	610-EB	MBM	02H	29.04	.00	1	1.63	164	32	
90-Apr	26	131	TEC	TEH	610-	A	MBM	02H	28.30	.00	1		99	
=====														
	30	131	TEC	TEH	610-EB	MBM	TSH	18.82	.00	1	.29	148	31	
=====														
	34	131	TEC	TEH	610-EB	MBM	03H	34.82	.00	1	.35	145	32	
90-Apr	34	131	TEC	TEH	610-	A	MBM	04H	-4.90	.00	1		99	
=====														
	15	134	TEC	TEH	610-EB	MBM	01H	-8.46	.00	6	2.37	68	31	
	15	134	TEC	TEH	610-EB	MBM	01H	19.93	.00	6	1.94	54	31	
	15	134	TEC	TEH	610-EB	MBM	03H	7.80	.00	6	2.91	75	31	
	15	134	TEC	TEH	610-EB	MBM	05H	-1.60	.00	6	2.07	69	31	
	15	134	TEC	TEH	610-EB	MBM	05H	33.75	.00	6	2.34	79	31	
93-Jun	15	134	TEC	TEH	610-EB	MBM	05H	-1.72	.00	1	.62	156	14	RESULT OF DISCREPANCY RESOLUTION
93-Jun	15	134	TEC	TEH	610-EB	23	05H	33.39	.00	1	.28	144	14	RESULT OF DISCREPANCY RESOLUTION
90-Apr	15	134	TEC	TEH	610-	A	MBM	05H	2.70	.00	1		99	
90-Apr	15	134	TEC	TEH	610-	A	MBM	01H	6.90	.00	1		99	
90-Apr	15	134	TEC	TEH	610-	A	MBM	01H	19.90	.00	1		99	
90-Apr	15	134	TEC	TEH	610-	A	MBM	03H	7.70	.00	1		99	
=====														
	65	134	TEC	TEH	610-EB	MBM	05H	20.08	.00	1	.25	137	31	
=====														
DATE	ROW	COL	CEB	CEE	PROBE	IND	LOC	INCH1	INCH2	CHAN	VOLTS	DEG	TAPE	COMMENTS

DATE	ROW	COL	CEB	CEE	PROBE	IND	LOC	INCH1	INCH2	CHAN	VOLTS	DEG	TAPE	COMMENTS
	93	134	TEC	TEH	610-EB MBM 04C			24.47	.00	1	.56	165	32	
	18	137	TEC	TEH	610-EB MBM 03C			34.39	.00	1	.28	145	37	
90-Apr	18	137	TEC	TEH	610-A MBM 04C			5.60	.00	1			99	
	38	137	TEC	TEH	610-EB MBM TSC			8.78	.00	1	.10	73	38	
	56	137	TEC	TEH	610-EB MBM 03C			35.79	.00	1	.30	145	31	
	86	137	TEC	TEH	610-EB MBM 05H			18.31	.00	1	.34	157	32	
	4	143	TEC	TEH	610-EB MBM 04C			-1.12	.00	1	.37	35	37	
	4	143	TEC	TEH	610-EB MBM 03C			25.03	.00	1	.34	148	37	
	6	143	TEC	TEH	610-EB MBM 02H			22.50	.00	1	.41	155	37	
93-Jun	6	143	DBC	05H	RPC-EU NDD					1			33	
	22	143	TEC	TEH	610-EB MBM 03H			14.48	.00	1	.26	148	38	
	34	143	TEC	TEH	610-EB MBM 03H			24.11	.00	1	.51	158	38	
	42	143	TEC	TEH	610-EB MBM 03H			8.97	.00	1	.43	153	37	
	48	143	TEC	TEH	610-EB MBM TSC			7.71	.00	1	.78	152	37	
90-Apr	48	143	TEC	TEH	610-A MBM TSC			7.40	.00	1			99	
DATE	ROW	COL	CEB	CEE	PROBE	IND	LOC	INCH1	INCH2	CHAN	VOLTS	DEG	TAPE	COMMENTS

DATE	ROW	COL	CEB	CEE	PROBE	IND	LOC	INCH1	INCH2	CHAN	VOLTS	DEG	TAPE	COMMENTS
	82	143	TEC	TEH	610-EB	MBM	01H	4.80	.00	1	30	151	38	
	5	146	TEC	TEH	610-EB	MBM	02H	3.43	.00	1	23	150	37	
	29	146	TEC	TEH	610-EB	MBM	TSH	19.72	.00	1	30	149	37	
	57	146	TEC	TEH	610-EB	MBM	03H	4.88	.00	1	52	144	38	
90-Apr	57	146	TEC	TEH	610-	A	MBM	03H	3.30	.00	1		99	
	81	146	TEC	TEH	610-EB	MBM	01H	7.08	.00	1	98	161	38	
	2	149	TEC	TEH	590-EB	MBM	04H	17.32	.00	1	38	130	49	
	14	149	TEC	TEH	610-EB	MBM	01H	26.27	.00	1	14	94	38	
	14	149	TEC	TEH	610-EB	MBM	02H	21.60	.00	1	44	159	38	
	14	149	TEC	TEH	610-EB	MBM	02H	14.84	.00	1	18	84	38	
	14	149	TEC	TEH	610-EB	MBM	01C	19.79	.00	1	27	159	38	
90-Apr	14	149	TEC	TEH	610-	A	MBM	TSH	24.10	.00	1		99	
90-Apr	14	149	TEC	TEH	610-	A	MBM	02H	20.30	.00	1		99	
	20	149	TEC	TEH	610-EB	MBM	04H	24.15	.00	1	63	161	38	
90-Apr	20	149	TEC	TEH	610-	A	MBM	04H	23.00	.00	1		99	
	50	149	TEC	TEH	610-EB	MBM	VS3	9.99	.00	1	45	138	37	
	50	149	TEC	TEH	610-EB	MBM	VS3	5.72	.00	1	33	50	37	
	3	152	TEC	TEH	610-EB	MMB	04H	29.22	32.07	1	31	88	37	
90-Apr	3	152	OSC	TEH	610-	A	MBM	04H	28.80	.00	1		99	

DATE	ROW	COL	CEB	CEE	PROBE	IND	LOC	INCH1	INCH2	CHAN	VOLTS	DEG	TAPE	COMMENTS
------	-----	-----	-----	-----	-------	-----	-----	-------	-------	------	-------	-----	------	----------

DATE	ROW	COL	CEB	CEE	PROBE	IND	LOC	INCH1	INCH2	CHAN	VOLTS	DEG	TAPE	COMMENTS
	35	152	TEC	TEH	610-EB	MBM	03H	1.56	.00	1	.97	156	38	
93-Jun	35	152	TEC	TEH	610-EB	26	03H	1.44	.00	1	.83	139	16	RESULT OF DISCREPANCY RESOLUTION
92-Mar	35	152	TEH	TEC	610-EB	21	03H	1.37	.00	3	.83	145	27	
90-Apr	35	152	TEC	TEH	610-	A	23	03H	.35	.00	M1		99	
	39	152	TEC	TEH	610-EB	MBM	TSC	12.83	.00	1	.49	161	38	
90-Apr	39	152	TEC	TEH	610-	A	MBM	TSC	18.30	.00	1		99	
	59	152	TEC	TEH	610-EB	MBM	01H	66.32	.00	1	.75	157	37	
90-Apr	59	152	TEC	TEH	610-	A	MBM	02H	27.40	.00	1		99	
	71	152	TEC	TEH	610-EB	MBM	03H	9.37	.00	1	.41	160	38	
	20	153	TEC	TEH	610-EB	MBM	05C	3.42	.00	1	.55	142	38	
	20	153	TEC	TEH	610-EB	MBM	05C	6.13	.00	1	.28	148	38	
90-Apr	20	153	TEC	TEH	610-	A	MBM	05C	1.90	.00	1		99	
	42	155	TEC	TEH	610-EB	MBM	03C	30.15	.00	1	.64	163	37	
	30	157	TEC	TEH	610-EB	MBM	02C	36.48	.00	1	.61	141	37	
93-Jun	30	157	TEC	TEH	610-EB	MBM	02C	36.74	.00	1	.66	153	16	RESULT OF DISCREPANCY RESOLUTION
92-Mar	30	157	TEH	TEC	610-EB	11	02C	36.26	.00	3	.73	154	27	
90-Apr	30	157	TEC	TEH	610-	A	22	03C	-4.00	.00	1		99	

DATE	ROW	COL	CEB	CEE	PROBE	IND	LOC	INCH1	INCH2	CHAN	VOLTS	DEG	TAPE	COMMENTS
------	-----	-----	-----	-----	-------	-----	-----	-------	-------	------	-------	-----	------	----------

SG - A PERCENT INDICATIONS

Hot Leg

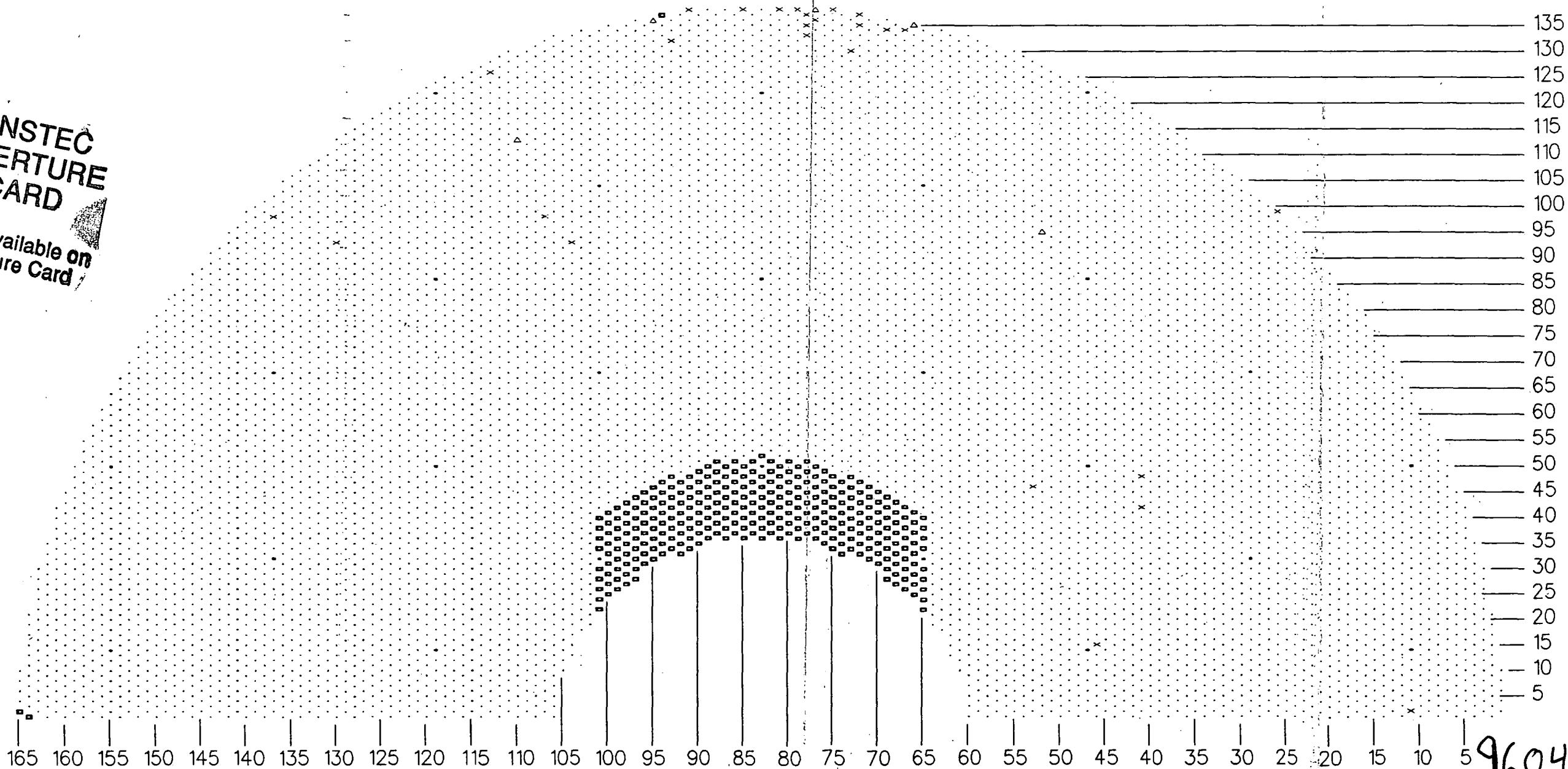


Palisades Unit 1 CPAL1-A SERIES 2530

07-18-1995 09:17 HRS. SUPERTUBIN

- X - : 26 01-19% INDICATION
- △ : 5 20-29% INDICATION
- * : 25 STAY ROD
- : 309 PLUGGED TUBE

**ANSTEC
APERTURE
CARD**
Also Available on
Aperture Card



96040802 40-05

SG - A PERCENT INDICATIONS

Cold Leg

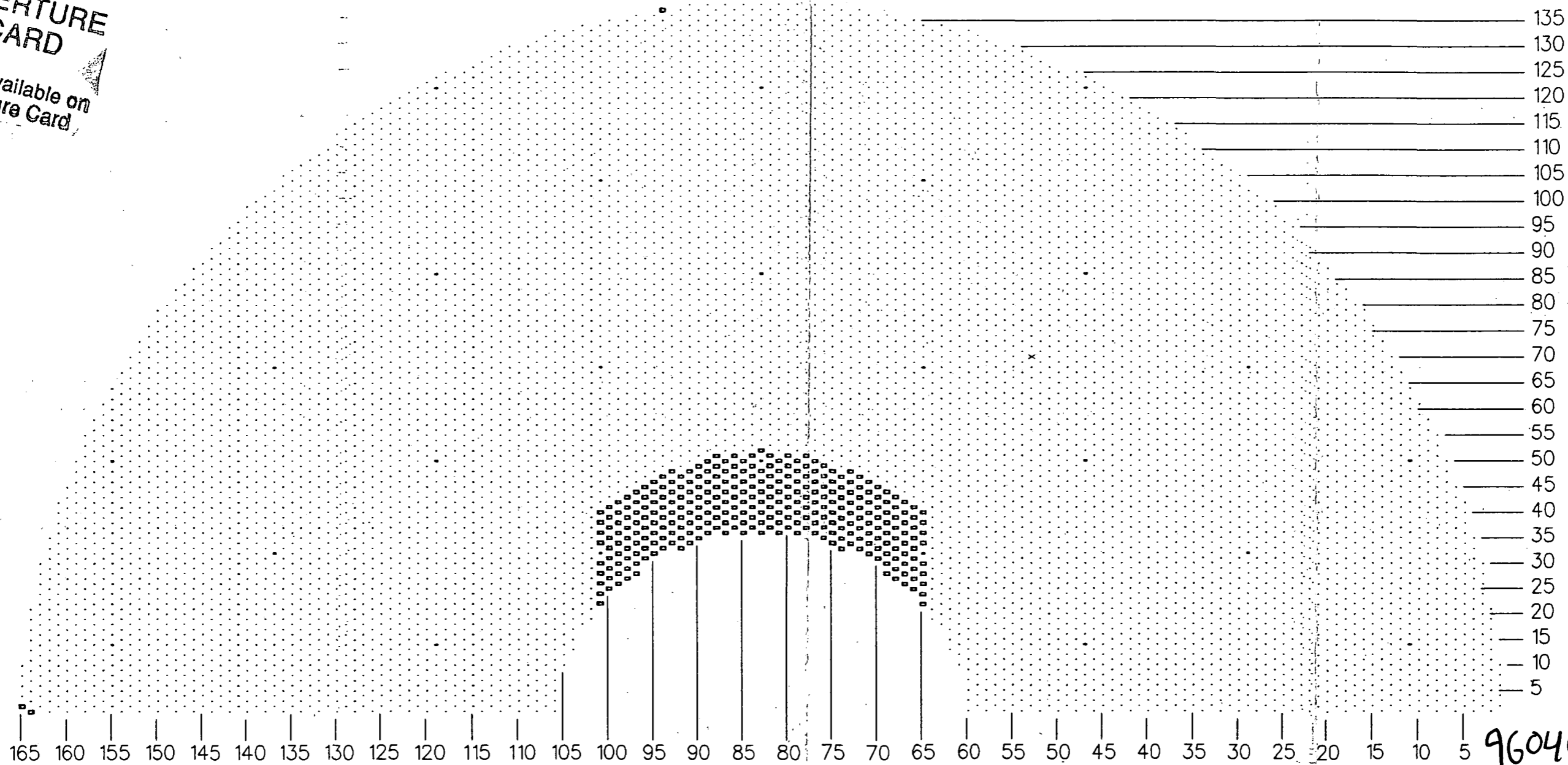


Palisades Unit 1 CPAL1-A SERIES 2530

07-18-1995 10:36 HRS. SUPERTUBIN

- X : 1 01-19% INDICATION
- * : 25 STAY ROD
- : 309 PLUGGED TUBE

ANSTEC
APERTURE
CARD
Also Available on
Aperture Card



96040802 40-06

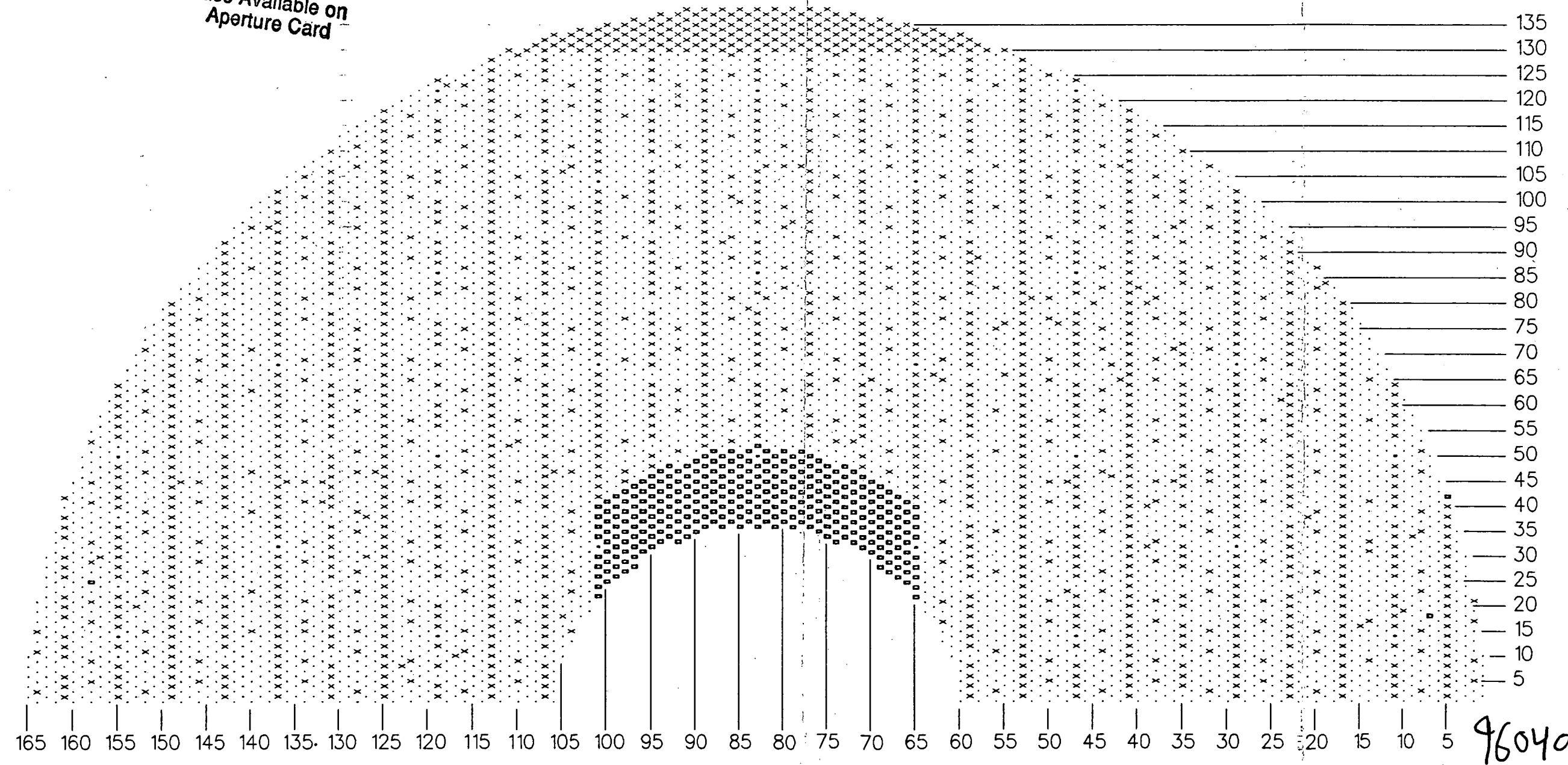
SG - B BOBBIN INSPECTION AS TESTED



Palisades Unit 1 CPAL1-B SERIES 2530
 07-17-1995 07:07 HRS. SUPERTUBIN

× : 1764 TESTED FULL LENGTH TEC-TEH
 * : 25 STAY ROD
 □ : 309 PLUGGED TUBE

**ANSTEC
 APERTURE
 CARD**
 Also Available on
 Aperture Card



9604080240-07

SG - B TSH 3-COIL RPC AS TESTED



Palisades Unit 1 CPAL1-B SERIES 2530

07-17-1995 07:11 HRS. SUPERTUBIN

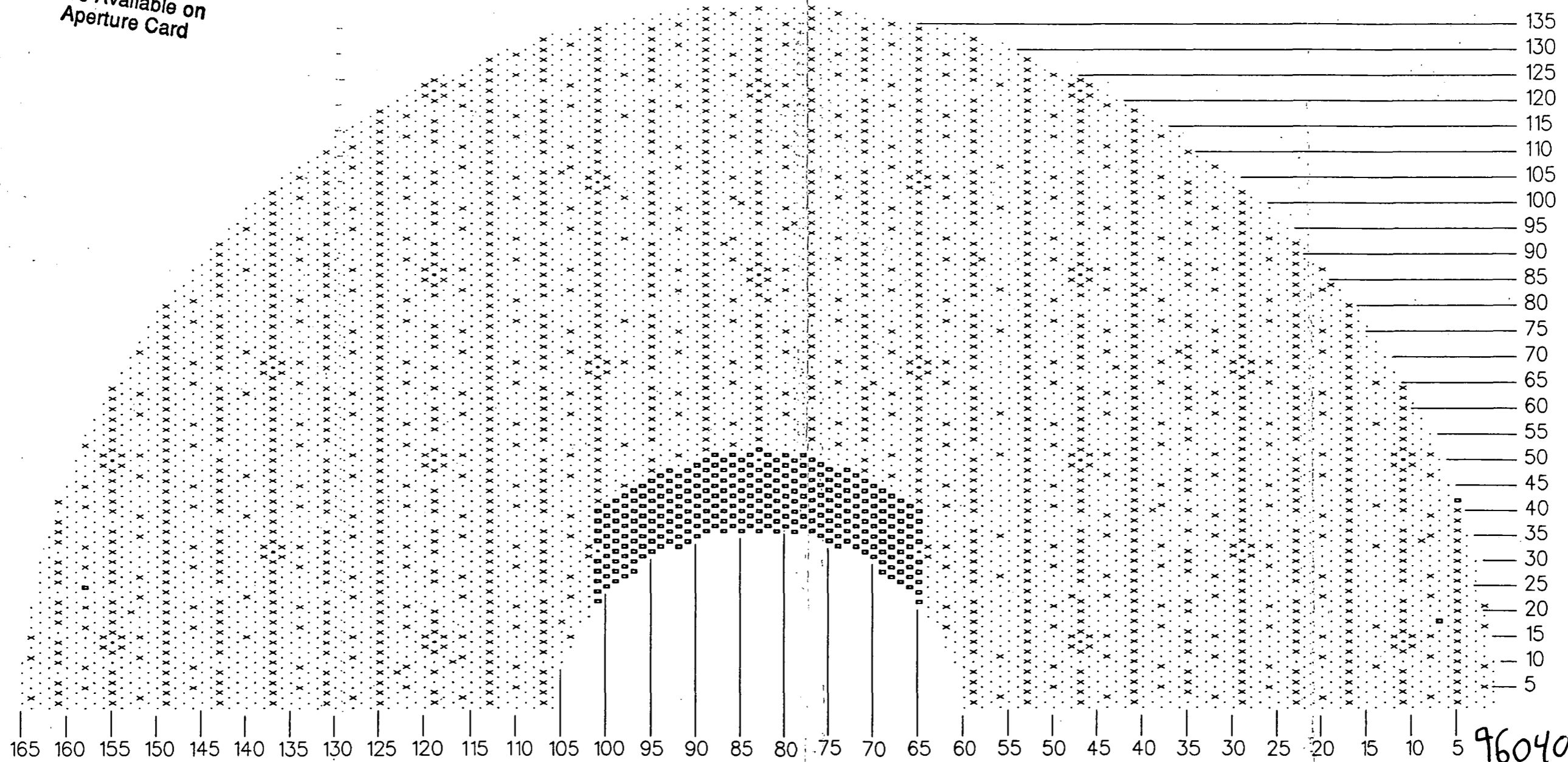
× : 1678 TESTED TSH +2/-2 INCHES

* : 25 STAY ROD

□ : 309 PLUGGED TUBE

**ANSTEC
APERTURE
CARD**

Also Available on
Aperture Card



9604080240-08

SG - B PLUS POINT RPC AS TESTED



Palisades Unit 1 CPAL1-B SERIES 2530

07-17-1995 07:46 HRS. SUPERTUBIN

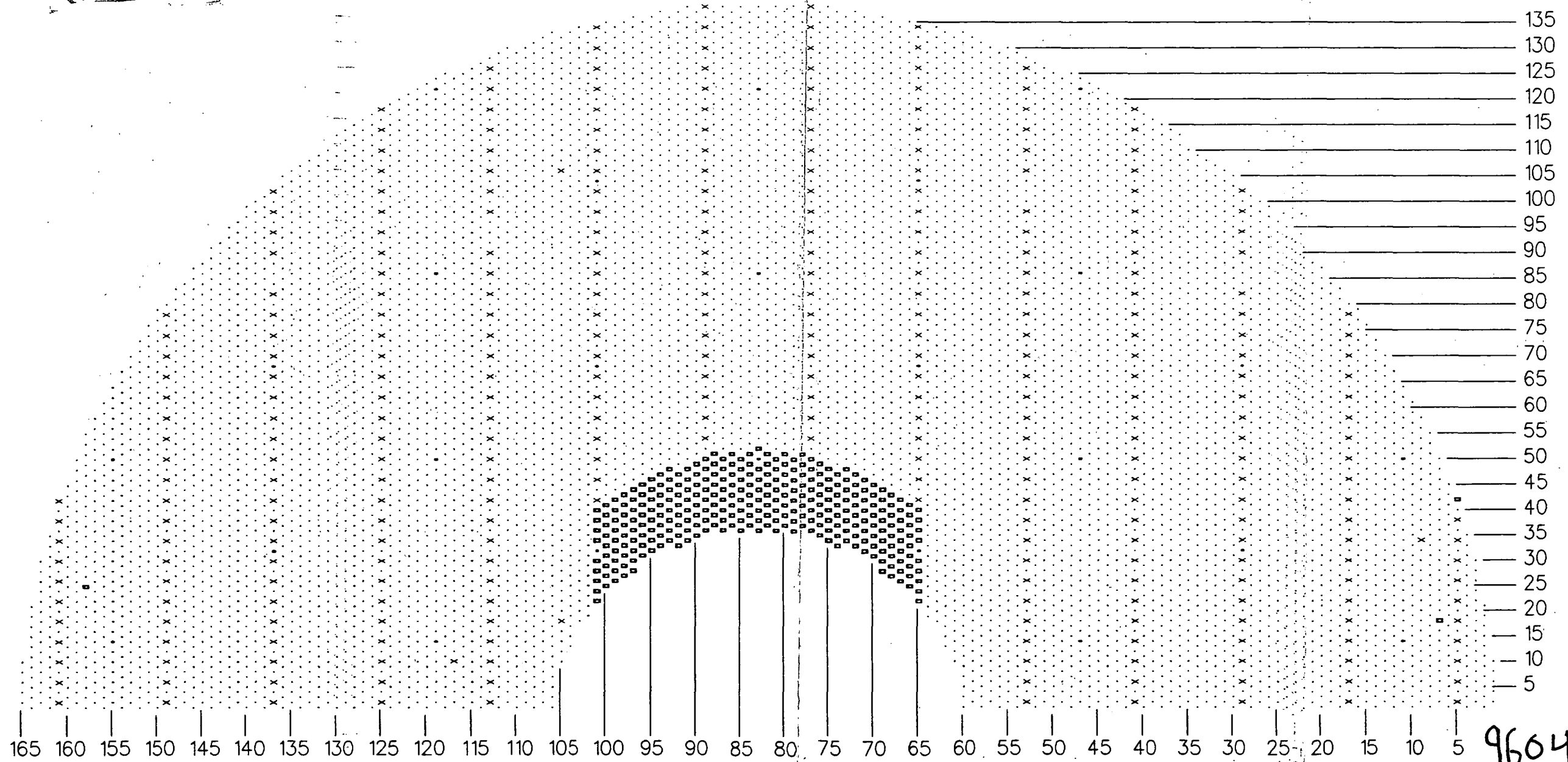
× : 329 TESTED TSH +2/-2 INCHES

* : 25 STAY ROD

□ : 309 PLUGGED TUBE

ANSTAD
APERTURE
CARD

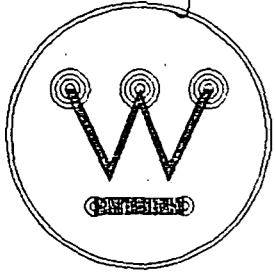
Also Available on
Aperture Card



9604080240-09

SG - B PERCENT INDICATIONS

Hot Leg



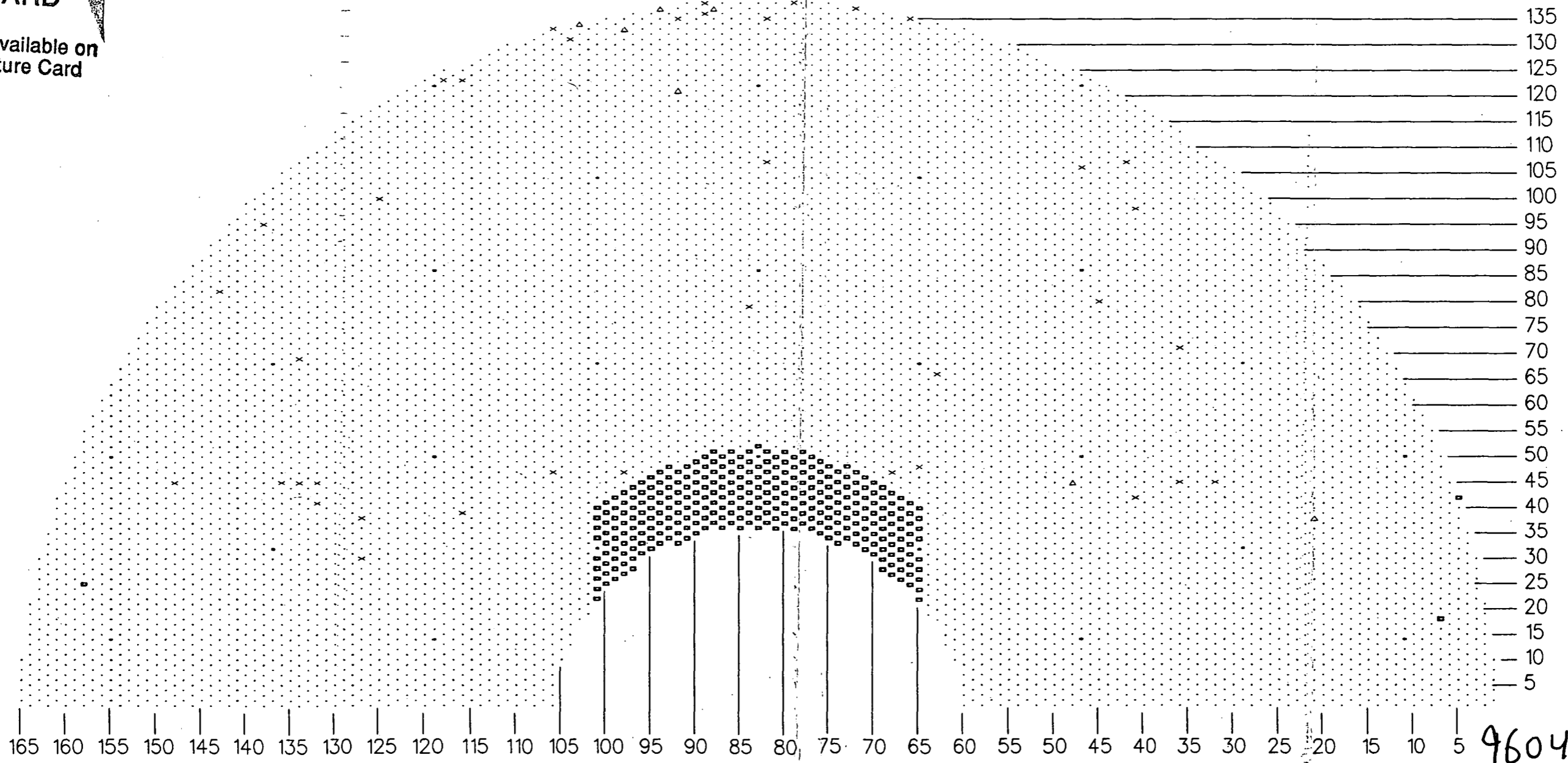
Palisades Unit 1 CPAL1-B SERIES 2530

07-18-1995 12:49 HRS. SUPERTUBIN

- X : 38 01-19% INDICATION
- △ : 7 20-29% INDICATION
- * : 25 STAY ROD
- : 309 PLUGGED TUBE

**ANSTEC
APERTURE
CARD**


Also Available on
Aperture Card



9604080240-10

SG - B PERCENT INDICATIONS

Cold Leg

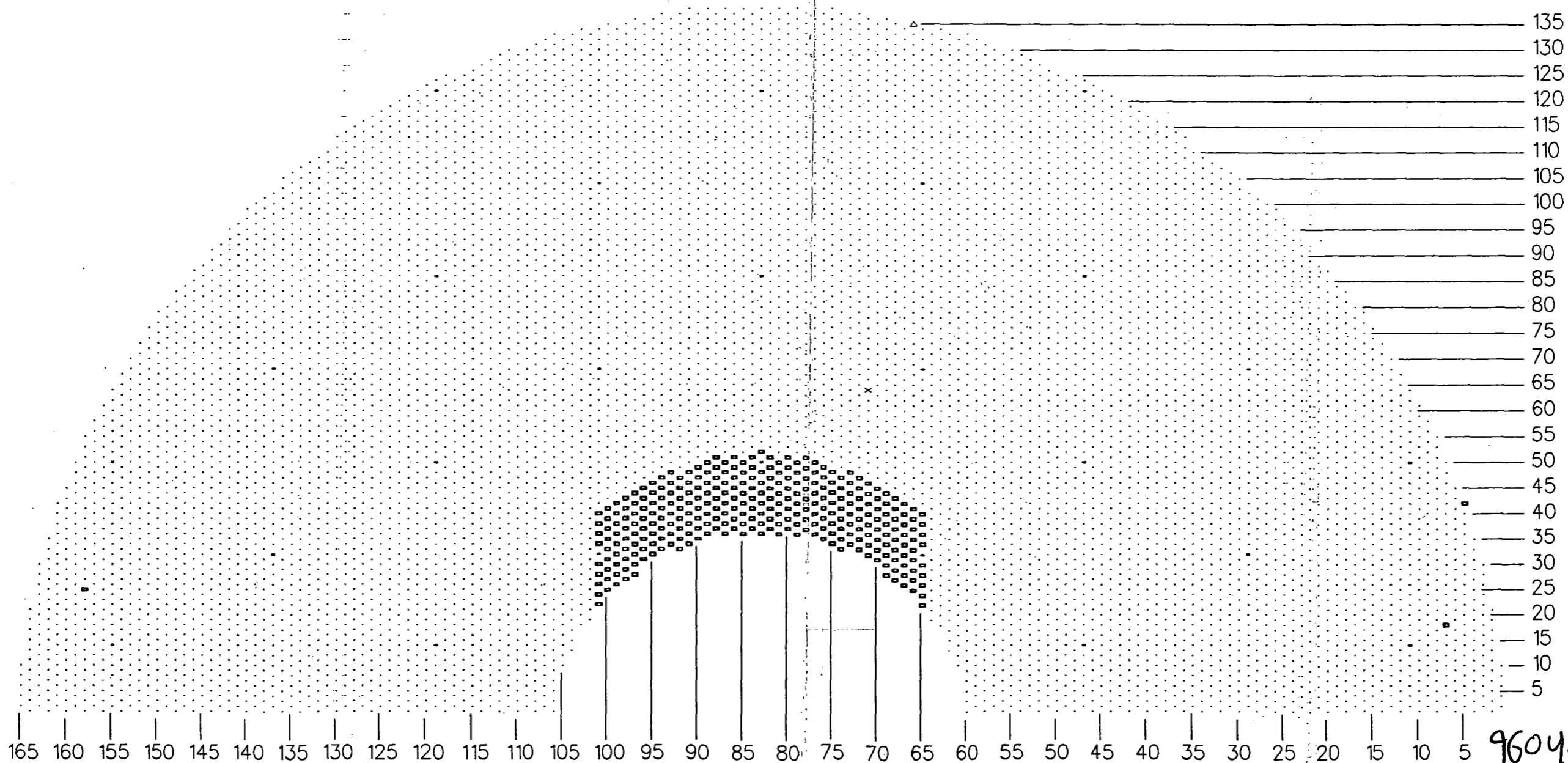


Palisades Unit 1 CPAL1-B SERIES 2530

07-18-1995 13:42 HRS. SUPERTUBIN

- X : 1 01-19% INDICATION
- Δ : 1 20-29% INDICATION
- * : 25 STAY ROD
- : 309 PLUGGED TUBE

**ANSTEC
APERTURE
CARD**
Also Available on
Aperture Card



9604080240-11

Palisades Unit 1 - Outage 3 - 07/05/1995 - Steam Generator B

SUMMARY OF INSPECTION RESULTS

Row	Col	Plan	Begin Test	End Test	Probe	Rstr	Ind	Pct	Location	Inch 1	Inch 2	Volts	Deg	Chan	Cal	Oprt	Anlt	Party	
5	2	0	TEC +0.00	TEH +0.00	EB-610-LLMC		NDD									54	MC	AJW	RES
5	2	17	TSH -5.49	TSH +4.40	620-MRPC-3C/52 PH		NDD									64	DGT	TEG	RES
9	2	17	TSH -5.60	TSH +5.77	620-MRPC-3C/52 PH		NDD									64	DGT	RHI	RES
9	2	0	TEC +0.00	TEH +0.00	EB-610-LLMC		MBM		TSC +2.89			0.54 Vpp	152°	1	54	MC	TEG	RES	
17	2	17	TSH -5.50	TSH +4.41	620-MRPC-3C/52 PH		NDD									64	BAD	OLH	RES
17	2	0	TEC +0.00	TEH +0.00	EB-610-LLMC		MBM		TSC +20.41			0.18 Vpp	122°	1	54	MC	TEG	RES	
17	2	0	TEC +0.00	TEH +0.00	EB-610-LLMC		MBM		04C +10.11			0.23 Vpp	36°	1	54	MC	TEG	RES	
21	2	0	TEC +0.00	TEH +0.00	EB-610-LLMC		NDD									54	MC	AJW	RES
21	2	17	TSH -5.36	TSH +4.51	620-MRPC-3C/52 PH		NDD									64	BAD	OLH	RES
2	5	13	TEC +0.00	TEH +0.00	EB-590-LLMC		NDD									53	DGT	OLH	RES
2	5	0	TEC +0.00	TEH +0.00	EB-610-LLMC		NDD									54	MC	AJW	RES
2	5	17	TSH -5.33	TSH +4.60	620-MRPC-3C/52 PH		NDD									64	DGT	OLH	RES
2	5	2	TSH -3.10	TSH +4.70	+POINT-610-115/36/S80		NDD									97	GKW	WRH	RES
4	5	0	TEC +0.00	TEH +0.00	EB-610-LLMC		NDD									54	MC	AJW	RES
4	5	17	TSH -5.38	TSH +4.53	620-MRPC-3C/52 PH		NDD									64	DGT	OLH	RES
6	5	0	TEC +0.00	TEH +0.00	EB-610-LLMC		NDD									54	MC	AJW	RES
6	5	17	TSH -5.63	TSH +4.25	620-MRPC-3C/52 PH		NDD									64	BAD	OLH	RES
6	5	2	TSH -2.81	TSH +5.02	+POINT-610-115/36/S80		NDD									97	GKW	WRH	RES
8	5	0	TEC +0.00	TEH +0.00	EB-610-LLMC		NDD									54	MC	AJW	RES
8	5	17	TSH -5.32	TSH +4.62	620-MRPC-3C/52 PH		NDD									64	BAD	OLH	RES
10	5	17	TSH -5.42	TSH +4.58	620-MRPC-3C/52 PH		NDD									64	BAD	OLH	RES
10	5	2	TSH -2.85	TSH +4.28	+POINT-610-115/36/S80		NDD									97	GKW	WRH	RES
10	5	0	TEC +0.00	TEH +0.00	EB-610-LLMC		MBM		01C +23.42			0.50 Vpp	134°	1	54	MC	TEG	RES	
10	5	0	TEC +0.00	TEH +0.00	EB-610-LLMC		MBM		01C +35.81			0.61 Vpp	155°	1	54	MC	TEG	RES	
10	5	0	TEC +0.00	TEH +0.00	EB-610-LLMC		INF		01C +22.30			0.26 Vpp	183°	1	54	MC	TEG	RES	
12	5	0	TEC +0.00	TEH +0.00	EB-610-LLMC		NDD									56	MC	DAL	RES
12	5	17	TSH -5.29	TSH +4.66	620-MRPC-3C/52 PH		NDD									64	BAD	OLH	RES
14	5	0	TEC +0.00	TEH +0.00	EB-610-LLMC		NDD									56	MC	DAL	RES
14	5	17	TSH -5.43	TSH +4.51	620-MRPC-3C/52 PH		NDD									64	BAD	OLH	RES
14	5	2	TSH -3.37	TSH +5.02	+POINT-610-115/36/S80		NDD									96	GKW	WRH	RES
16	5	0	TEC +0.00	TEH +0.00	EB-610-LLMC		NDD									54	MC	AJW	RES
16	5	17	TSH -5.63	TSH +4.31	620-MRPC-3C/52 PH		NDD									64	BAD	OLH	RES

Row	Col	Plan	Begin Test	End Test	Probe	Rstr	Ind	Pct	Location	Inch 1	Inch 2	Volts	Deg	Chan	Cal	Opri	Anlt	Party	
18	5	0	TEC	+0.00	TEH	+0.00			EB-610-LLMC							54	MC	AJW	RES
18	5	17	TSH	-6.79	TSH	+3.04			620-MRPC-3C/52 PH							64	BAD	OLH	RES
18	5	2	TSH	-3.69	TSH	+3.46			+POINT-610-115/36/S80							97	GKW	WRH	RES
20	5	0	TEC	+0.00	TEH	+0.00			EB-610-LLMC							56	MC	DAL	RES
20	5	17	TSH	-5.43	TSH	+4.53			620-MRPC-3C/52 PH							64	BAD	OLH	RES
22	5	0	TEC	+0.00	TEH	+0.00			EB-610-LLMC							56	MC	DAL	RES
22	5	17	TSH	-5.45	TSH	+4.46			620-MRPC-3C/52 PH							64	BAD	OLH	RES
22	5	2	TSH	-4.30	TSH	+4.14			+POINT-610-115/36/S80							96	GKW	WRH	RES
24	5	0	TEC	+0.00	TEH	+0.00			EB-610-LLMC							54	MC	AJW	RES
24	5	17	TSH	-5.22	TSH	+4.74			620-MRPC-3C/52 PH							64	BAD	OLH	RES
26	5	0	TEC	+0.00	TEH	+0.00			EB-610-LLMC							54	MC	AJW	RES
26	5	17	TSH	-5.47	TSH	+4.47			620-MRPC-3C/52 PH							64	BAD	OLH	RES
26	5	2	TSH	-3.06	TSH	+4.07			+POINT-610-115/36/S80							97	GKW	WRH	RES
28	5	0	TEC	+0.00	TEH	+0.00			EB-610-LLMC							56	MC	DAL	RES
28	5	17	TSH	-5.97	TSH	+2.35			620-MRPC-3C/52 PH							65	BAD	OLH	RES
30	5	0	TEC	+0.00	TEH	+0.00			EB-610-LLMC							56	MC	DAL	RES
30	5	17	TSH	-4.30	TSH	+3.95			620-MRPC-3C/52 PH							65	BAD	OLH	RES
30	5	2	TSH	-3.94	TSH	+4.45			+POINT-610-115/36/S80							96	GKW	WRH	RES
32	5	0	TEC	+0.00	TEH	+0.00			EB-610-LLMC							54	MC	AJW	RES
32	5	17	TSH	-5.17	TSH	+4.53			620-MRPC-3C/52 PH							64	BAD	OLH	RES
34	5	0	TEC	+0.00	TEH	+0.00			EB-610-LLMC							54	MC	AJW	RES
34	5	17	TSH	-5.37	TSH	+4.33			620-MRPC-3C/52 PH							64	BAD	OLH	RES
34	5	2	TSH	-3.34	TSH	+3.79			+POINT-610-115/36/S80							97	GKW	WRH	RES
36	5	0	TEC	+0.00	TEH	+0.00			EB-610-LLMC							56	MC	DAL	RES
36	5	17	TSH	-4.15	TSH	+4.08			620-MRPC-3C/52 PH							65	BAD	OLH	RES
38	5	0	TEC	+0.00	TEH	+0.00			EB-610-LLMC							54	MC	AJW	RES
38	5	17	TSH	-5.26	TSH	+4.73			620-MRPC-3C/52 PH							64	BAD	OLH	RES
38	5	2	TSH	-3.62	TSH	+4.77			+POINT-610-115/36/S80							96	GKW	WRH	RES
40	5	17	TSH	-5.58	TSH	+4.11			620-MRPC-3C/52 PH							64	BAD	OLH	RES
40	5	0	TEC	+0.00	TEH	+0.00			EB-610-LLMC	MBM	02H +1.74	0.51 Vpp	87°	1	54	MC	TEG	RES	
3	8	11	TEC	+0.00	TEH	+0.00			EB-590-LLMC							51	DGT	TEG	RES
3	8	0	TEC	+0.00	TEH	+0.00			EB-610-LLMC							54	MC	AJW	RES
3	8	17	TSH	-5.38	TSH	+4.47			620-MRPC-3C/52 PH							64	DGT	OLH	RES
11	8	0	TEC	+0.00	TEH	+0.00			EB-610-LLMC							56	MC	DAL	RES
11	8	17	TSH	-5.45	TSH	+4.45			620-MRPC-3C/52 PH							64	BAD	OLH	RES
15	8	17	TSH	-5.35	TSH	+4.66			620-MRPC-3C/52 PH							64	BAD	OLH	RES
15	8	0	TEC	+0.00	TEH	+0.00			EB-610-LLMC	MBM	TSC +15.93	0.85 Vpp	151°	1	54	MC	TEG	RES	
23	8	0	TEC	+0.00	TEH	+0.00			EB-610-LLMC							56	MC	DAL	RES
23	8	17	TSH	-4.52	TSH	+3.82			620-MRPC-3C/52 PH							65	BAD	OLH	RES
27	8	0	TEC	+0.00	TEH	+0.00			EB-610-LLMC							54	MC	AJW	RES
27	8	17	TSH	-5.12	TSH	+4.67			620-MRPC-3C/52 PH							64	BAD	OLH	RES

Row	Col	Plan	Begin Test	End Test	Probe	Rstr	Ind	Pct	Location	Inch 1	Inch 2	Volts	Deg	Chan	Cal	Oprt	Anlt	Party	
35	8	0	TEC +0.00	TEH +0.00	EB-610-LLMC		NDD									56	MC	DAL	RES
35	8	17	TSH -4.97	TSH +3.27	620-MRPC-3C/52 PH		NDD									65	BAD	OLH	RES
39	8	0	TEC +0.00	TEH +0.00	EB-610-LLMC		NDD									54	MC	AJW	RES
39	8	17	TSH -5.10	TSH +4.60	620-MRPC-3C/52 PH		NDD									64	BAD	OLH	RES
47	8	0	TEC +0.00	TEH +0.00	EB-610-LLMC		NDD									56	MC	DAL	RES
47	8	17	TSH -4.43	TSH +3.90	620-MRPC-3C/52 PH		NDD									65	BAD	OLH	RES
51	8	0	TEC +0.00	TEH +0.00	EB-610-LLMC		NDD									54	MC	AJW	RES
51	8	17	TSH -5.30	TSH +4.70	620-MRPC-3C/52 PH		NDD									64	BAD	OLH	RES
34	9	0	TEC +0.00	TEH +0.00	EB-610-LLMC		NDD									54	MC	AJW	RES
34	9	17	TSH -5.28	TSH +3.90	620-MRPC-3C/52 PH		NDD									64	BAD	OLH	RES
34	9	2	TSH -3.49	TSH +5.50	+POINT-610-115/36/S80		NDD									96	GKW	WRH	RES
13	10	17	TSH -5.48	TSH +4.46	620-MRPC-3C/52 PH		NDD									64	DGT	OLH	RES
15	10	17	TSH -5.64	TSH +4.05	620-MRPC-3C/52 PH		NDD									64	DGT	OLH	RES
19	10	0	TEC +0.00	TEH +0.00	EB-610-LLMC		MBM		02C +14.26			0.69 Vpp	151°	1	54	MC	TEG	RES	
19	10	0	TEC +0.00	TEH +0.00	EB-610-LLMC		DNT		VS4 +0.65			10.87 Vpp	181°	1	54	MC	TEG	RES	
49	10	17	TSH -4.52	TSH +4.63	620-MRPC-3C/52 PH		NDD									64	BAD	OLH	RES
51	10	17	TSH -4.71	TSH +4.42	620-MRPC-3C/52 PH		NDD									64	BAD	OLH	RES
2	11	0	TEC +0.00	TEH +0.00	EB-610-LLMC		NDD									54	MC	AJW	RES
2	11	17	TSH -5.42	TSH +4.47	620-MRPC-3C/52 PH		NDD									64	DGT	OLH	RES
2	11	11	TEC +0.00	TEH +0.00	EB-590-LLMC		MBM		02C +17.35			0.24 Vpp	129°	1	51	DGT	TEG	RES	
4	11	0	TEC +0.00	TEH +0.00	EB-610-LLMC		NDD									54	MC	AJW	RES
4	11	17	TSH -5.59	TSH +4.10	620-MRPC-3C/52 PH		NDD									64	DGT	OLH	RES
6	11	0	TEC +0.00	TEH +0.00	EB-610-LLMC		NDD									54	MC	AJW	RES
6	11	17	TSH -5.88	TSH +4.02	620-MRPC-3C/52 PH		NDD									64	DGT	OLH	RES
8	11	17	TSH -6.10	TSH +3.81	620-MRPC-3C/52 PH		NDD									64	DGT	OLH	RES
8	11	0	TEC +0.00	TEH +0.00	EB-610-LLMC		MBM		TSH +12.02			0.46 Vpp	147°	1	54	MC	TEG	RES	
12	11	0	TEC +0.00	TEH +0.00	EB-610-LLMC		NDD									54	MC	AJW	RES
12	11	17	TSH -5.72	TSH +4.23	620-MRPC-3C/52 PH		NDD									64	BAD	OLH	RES
16	11	0	TEC +0.00	TEH +0.00	EB-610-LLMC		NDD									54	MC	AJW	RES
16	11	17	TSH -5.96	TSH +3.88	620-MRPC-3C/52 PH		NDD									64	DGT	OLH	RES
18	11	0	TEC +0.00	TEH +0.00	EB-610-LLMC		NDD									54	MC	AJW	RES
18	11	17	TSH -4.35	TSH +3.94	620-MRPC-3C/52 PH		NDD									65	BAD	OLH	RES
20	11	17	TSH -5.66	TSH +4.24	620-MRPC-3C/52 PH		NDD									64	BAD	OLH	RES
20	11	0	TEC +0.00	TEH +0.00	EB-610-LLMC		MBM		01H +29.75			1.07 Vpp	154°	1	54	MC	TEG	RES	
22	11	0	TEC +0.00	TEH +0.00	EB-610-LLMC		NDD									54	MC	TEG	RES
22	11	17	TSH -5.37	TSH +4.40	620-MRPC-3C/52 PH		NDD									64	BAD	OLH	RES
26	11	0	TEC +0.00	TEH +0.00	EB-610-LLMC		NDD									56	MC	DAL	RES
26	11	17	TSH -4.49	TSH +3.84	620-MRPC-3C/52 PH		NDD									65	BAD	OLH	RES
28	11	0	TEC +0.00	TEH +0.00	EB-610-LLMC		NDD									56	MC	DAL	RES
28	11	17	TSH -4.33	TSH +4.00	620-MRPC-3C/52 PH		NDD									65	BAD	OLH	RES
30	11	0	TEC +0.00	TEH +0.00	EB-610-LLMC		NDD									54	MC	AJW	RES

Row	Col	Plan	Begin Test	End Test	Probe	Rstr	Ind	Pct	Location	Inch 1	Inch 2	Volts	Deg	Chan	Cal	Opri	Anlt	Party	
30	11	17	TSH -5.47	TSH +4.23	620-MRPC-3C/52 PH		NDD									64	BAD	OLH	RES
32	11	0	TEC +0.00	TEH +0.00	EB-610-LLMC		NDD									54	MC	AJW	RES
32	11	17	TSH -5.49	TSH +4.26	620-MRPC-3C/52 PH		NDD									64	BAD	OLH	RES
34	11	0	TEC +0.00	TEH +0.00	EB-610-LLMC		NDD									54	MC	AJW	RES
34	11	17	TSH -5.76	TSH +4.10	620-MRPC-3C/52 PH		NDD									64	BAD	OLH	RES
36	11	0	TEC +0.00	TEH +0.00	EB-610-LLMC		NDD									56	MC	DAL	RES
36	11	17	TSH -4.71	TSH +3.58	620-MRPC-3C/52 PH		NDD									65	BAD	OLH	RES
40	11	0	TEC +0.00	TEH +0.00	EB-610-LLMC		NDD									54	MC	AJW	RES
40	11	17	TSH -5.53	TSH +4.22	620-MRPC-3C/52 PH		NDD									64	BAD	OLH	RES
42	11	0	TEC +0.00	TEH +0.00	EB-610-LLMC		NDD									56	MC	DAL	RES
42	11	17	TSH -4.38	TSH +3.94	620-MRPC-3C/52 PH		NDD									65	BAD	OLH	RES
44	11	0	TEC +0.00	TEH +0.00	EB-610-LLMC		NDD									56	MC	DAL	RES
44	11	17	TSH -4.53	TSH +3.80	620-MRPC-3C/52 PH		NDD									65	BAD	OLH	RES
46	11	0	TEC +0.00	TEH +0.00	EB-610-LLMC		NDD									54	MC	AJW	RES
46	11	17	TSH -5.34	TSH +4.35	620-MRPC-3C/52 PH		NDD									64	BAD	OLH	RES
48	11	0	TEC +0.00	TEH +0.00	EB-610-LLMC		NDD									54	MC	AJW	RES
48	11	17	TSH -5.17	TSH +4.62	620-MRPC-3C/52 PH		NDD									64	BAD	OLH	RES
52	11	17	TSH -4.43	TSH +3.86	620-MRPC-3C/52 PH		NDD									65	BAD	OLH	RES
54	11	0	TEC +0.00	TEH +0.00	EB-610-LLMC		NDD									56	MC	DAL	RES
54	11	17	TSH -4.57	TSH +3.79	620-MRPC-3C/52 PH		NDD									65	BAD	OLH	RES
56	11	0	TEC +0.00	TEH +0.00	EB-610-LLMC		NDD									56	MC	DAL	RES
56	11	17	TSH -5.67	TSH +4.07	620-MRPC-3C/52 PH		NDD									64	BAD	OLH	RES
58	11	17	TSH -5.41	TSH +4.29	620-MRPC-3C/52 PH		NDD									64	BAD	OLH	RES
58	11	0	TEC +0.00	TEH +0.00	EB-610-LLMC		MBM		02H +21.36			0.40 Vpp	153°	1	54	MC	TEG	RES	
60	11	0	TEC +0.00	TEH +0.00	EB-610-LLMC		NDD									54	MC	AJW	RES
60	11	17	TSH -4.52	TSH +3.80	620-MRPC-3C/52 PH		NDD									65	BAD	OLH	RES
62	11	0	TEC +0.00	TEH +0.00	EB-610-LLMC		NDD									54	MC	AJW	RES
62	11	17	TSH -4.26	TSH +5.07	620-MRPC-3C/52 PH		NDD									64	BAD	OLH	RES
64	11	0	TEC +0.00	TEH +0.00	EB-610-LLMC		NDD									54	MC	AJW	RES
64	11	17	TSH -5.44	TSH +4.30	620-MRPC-3C/52 PH		NDD									64	BAD	OLH	RES
13	12	17	TSH -4.32	TSH +4.00	620-MRPC-3C/52 PH		NDD									65	DGT	OLH	RES
15	12	17	TSH -5.57	TSH +4.36	620-MRPC-3C/52 PH		NDD									64	BAD	OLH	RES
49	12	17	TSH -4.61	TSH +4.56	620-MRPC-3C/52 PH		NDD									64	BAD	OLH	RES
51	12	17	TSH -4.70	TSH +4.44	620-MRPC-3C/52 PH		NDD									64	BAD	OLH	RES
9	14	0	TEC +0.00	TEH +0.00	EB-610-LLMC		NDD									54	MC	AJW	RES
9	14	17	TSH -4.67	TSH +4.51	620-MRPC-3C/52 PH		NDD									64	BAD	OLH	RES
17	14	0	TEC +0.00	TEH +0.00	EB-610-LLMC		NDD									54	MC	AJW	RES
17	14	17	TSH -4.05	TSH +5.08	620-MRPC-3C/52 PH		NDD									64	BAD	OLH	RES
31	14	0	TEC +0.00	TEH +0.00	EB-610-LLMC		MBM		04C +17.74			0.47 Vpp	128°	1	54	MC	MAR	RES	
33	14	0	TEC +0.00	TEH +0.00	EB-610-LLMC		NDD									54	MC	AJW	RES
33	14	17	TSH -4.63	TSH +4.57	620-MRPC-3C/52 PH		NDD									64	BAD	OLH	RES

Row	Col	Plan	Begin Test	End Test	Probe	Rstr	Ind	Pct	Location	Inch 1	Inch 2	Volts	Deg	Chan	Cal	Opri	Anlt	Party
41	14	17	TSH -4.61	TSH +4.54	620-MRPC-3C/52 PH		NDD								64	BAD	OLH	RES
41	14	0	TEC +0.00	TEH +0.00	EB-610-LLMC		MBM		02C +27.03			0.38 Vpp	153°	1	54	MC	TEG	RES
57	14	0	TEC +0.00	TEH +0.00	EB-610-LLMC		NDD								54	MC	AJW	RES
57	14	17	TSH -4.51	TSH +4.67	620-MRPC-3C/52 PH		NDD								64	BAD	OLH	RES
65	14	0	TEC +0.00	TEH +0.00	EB-610-LLMC		NDD								54	MC	AJW	RES
65	14	17	TSH -4.70	TSH +4.50	620-MRPC-3C/52 PH		NDD								64	BAD	OLH	RES
16	15	0	TEC +0.00	TEH +0.00	EB-610-LLMC		MBM		03C +35.75			0.44 Vpp	131°	1	54	MC	MAR	RES
16	15	0	TEC +0.00	TEH +0.00	EB-610-LLMC		MBM		03H +21.54			2.61 Vpp	58°	6	54	MC	MAR	RES
2	17	17	TSH -4.64	TSH +4.59	620-MRPC-3C/52 PH		NDD								64	BAD	OLH	RES
2	17	2	TSH -3.47	TSH +4.35	+POINT-610-115/36/S80		NDD								97	GKW	WRH	RES
2	17	11	TEC +0.00	TEH +0.00	EB-590-LLMC		MBM		01C +18.56			1.16 Vpp	158°	1	51	DGT	TEG	RES
2	17	11	TEC +0.00	TEH +0.00	EB-590-LLMC		MBM		01C +18.62			1.16 Vmr	157°	1	51	DGT	TEG	RES
2	17	0	TEC +0.00	TEH +0.00	EB-610-LLMC		MBM		01C +18.59			1.54 Vpp	156°	1	54	MC	MAR	RES
4	17	17	TSH -4.83	TSH +4.37	620-MRPC-3C/52 PH		NDD								64	BAD	OLH	RES
4	17	0	TEC +0.00	TEH +0.00	EB-610-LLMC		MBM		03C +6.23			4.05 Vpp	60°	6	54	MC	MAR	RES
6	17	0	TEC +0.00	TEH +0.00	EB-610-LLMC		NDD								54	MC	AJW	RES
6	17	17	TSH -4.76	TSH +4.38	620-MRPC-3C/52 PH		NDD								64	BAD	OLH	RES
6	17	2	TSH -2.80	TSH +4.99	+POINT-610-115/36/S80		NDD								97	GKW	WRH	RES
8	17	17	TSH -4.71	TSH +4.47	620-MRPC-3C/52 PH		NDD								64	BAD	TEG	RES
8	17	0	TEC +0.00	TEH +0.00	EB-610-LLMC		MBM		01C +18.14			0.47 Vpp	143°	1	54	MC	MAR	RES
10	17	0	TEC +0.00	TEH +0.00	EB-610-LLMC		NDD								54	MC	AJW	RES
10	17	17	TSH -4.57	TSH +4.59	620-MRPC-3C/52 PH		NDD								64	BAD	OLH	RES
10	17	2	TSH -3.29	TSH +3.80	+POINT-610-115/36/S80		NDD								97	GKW	WRH	RES
12	17	0	TEC +0.00	TEH +0.00	EB-610-LLMC		NDD								54	MC	AJW	RES
12	17	17	TSH -4.33	TSH +3.87	620-MRPC-3C/52 PH		NDD								65	BAD	OLH	RES
14	17	17	TSH -3.99	TSH +4.22	620-MRPC-3C/52 PH		NDD								65	BAD	OLH	RES
14	17	2	TSH -4.38	TSH +4.01	+POINT-610-115/36/S80		NDD								96	GKW	WRH	RES
14	17	0	TEC +0.00	TEH +0.00	EB-610-LLMC		MBM		04H +11.08			1.10 Vpp	160°	1	54	MC	MAR	RES
16	17	0	TEC +0.00	TEH +0.00	EB-610-LLMC		NDD								56	MC	DAL	RES
16	17	17	TSH -4.73	TSH +4.38	620-MRPC-3C/52 PH		NDD								64	BAD	OLH	RES
18	17	0	TEC +0.00	TEH +0.00	EB-610-LLMC		NDD								56	MC	DAL	RES
18	17	17	TSH -4.78	TSH +4.39	620-MRPC-3C/52 PH		NDD								64	BAD	OLH	RES
18	17	2	TSH -3.20	TSH +3.91	+POINT-610-115/36/S80		NDD								97	GKW	WRH	RES
20	17	17	TSH -3.82	TSH +4.75	620-MRPC-3C/52 PH		NDD								65	BAD	OLH	RES
20	17	0	TEC +0.00	TEH +0.00	EB-610-LLMC		MBM		TSH +9.44			0.38 Vpp	157°	1	54	MC	MAR	RES
22	17	0	TEC +0.00	TEH +0.00	EB-610-LLMC		NDD								54	MC	AJW	RES
22	17	17	TSH -3.56	TSH +4.86	620-MRPC-3C/52 PH		NDD								67	DLR	OLH	RES
22	17	2	TSH -3.98	TSH +4.40	+POINT-610-115/36/S80		NDD								96	GKW	WRH	RES
24	17	0	TEC +0.00	TEH +0.00	EB-610-LLMC		NDD								56	MC	DAL	RES
24	17	17	TSH -4.46	TSH +4.76	620-MRPC-3C/52 PH		NDD								64	BAD	OLH	RES
26	17	0	TEC +0.00	TEH +0.00	EB-610-LLMC		NDD								56	MC	DAL	RES

Row	Col	Plan	Begin Test	End Test	Probe	Rstr	Ind	Pct	Location	Inch 1	Inch 2	Volts	Deg	Chan	Cal	Opri	Anlt	Party
26	17	17	TSH -4.79	TSH +4.47	620-MRPC-3C/52 PH		NDD								66	DLR	OLH	RES
26	17	2	TSH -3.05	TSH +4.09	+POINT-610-115/36/S80		NDD								97	GKW	WRH	RES
28	17	0	TEC +0.00	TEH +0.00	EB-610-LLMC		NDD								54	MC	AJW	RES
28	17	17	TSH -3.99	TSH +4.26	620-MRPC-3C/52 PH		NDD								67	DLR	OLH	RES
30	17	0	TEC +0.00	TEH +0.00	EB-610-LLMC		NDD								54	MC	AJW	RES
30	17	17	TSH -3.40	TSH +4.85	620-MRPC-3C/52 PH		NDD								67	DLR	OLH	RES
30	17	2	TSH -4.03	TSH +4.39	+POINT-610-115/36/S80		NDD								96	GKW	WRH	RES
32	17	0	TEC +0.00	TEH +0.00	EB-610-LLMC		NDD								56	MC	DAL	RES
32	17	17	TSH -4.95	TSH +4.28	620-MRPC-3C/52 PH		NDD								66	DLR	OLH	RES
34	17	0	TEC +0.00	TEH +0.00	EB-610-LLMC		NDD								56	MC	DAL	RES
34	17	17	TSH -4.70	TSH +4.49	620-MRPC-3C/52 PH		NDD								66	DLR	OLH	RES
34	17	2	TSH -3.09	TSH +4.04	+POINT-610-115/36/S80		NDD								97	GKW	WRH	RES
36	17	0	TEC +0.00	TEH +0.00	EB-610-LLMC		NDD								54	MC	AJW	RES
36	17	17	TSH -3.86	TSH +4.32	620-MRPC-3C/52 PH		NDD								67	DLR	OLH	RES
38	17	0	TEC +0.00	TEH +0.00	EB-610-LLMC		NDD								54	MC	AJW	RES
38	17	17	TSH -3.63	TSH +4.58	620-MRPC-3C/52 PH		NDD								67	DLR	OLH	RES
38	17	2	TSH -4.12	TSH +4.27	+POINT-610-115/36/S80		NDD								96	GKW	WRH	RES
40	17	0	TEC +0.00	TEH +0.00	EB-610-LLMC		NDD								56	MC	DAL	RES
40	17	17	TSH -4.87	TSH +4.42	620-MRPC-3C/52 PH		NDD								66	DLR	OLH	RES
42	17	0	TEC +0.00	TEH +0.00	EB-610-LLMC		NDD								56	MC	DAL	RES
42	17	17	TSH -4.52	TSH +4.71	620-MRPC-3C/52 PH		NDD								66	DLR	OLH	RES
42	17	2	TSH -3.21	TSH +3.92	+POINT-610-115/36/S80		NDD								97	GKW	WRH	RES
44	17	0	TEC +0.00	TEH +0.00	EB-610-LLMC		NDD								54	MC	AJW	RES
44	17	17	TSH -3.93	TSH +4.27	620-MRPC-3C/52 PH		NDD								67	DLR	OLH	RES
46	17	0	TEC +0.00	TEH +0.00	EB-610-LLMC		NDD								54	MC	AJW	RES
46	17	17	TSH -3.89	TSH +4.24	620-MRPC-3C/52 PH		NDD								67	DLR	OLH	RES
46	17	2	TSH -3.91	TSH +4.92	+POINT-610-115/36/S80		NDD								96	GKW	WRH	RES
48	17	17	TSH -4.60	TSH +4.59	620-MRPC-3C/52 PH		NDD								66	DLR	OLH	RES
48	17	0	TEC +0.00	TEH +0.00	EB-610-LLMC		MBM		01H +28.05			0.67 Vpp	149°	1	56	MC	MAR	RES
48	17	0	TEC +0.00	TEH +0.00	EB-610-LLMC		MBM		02H +19.50			0.61 Vpp	158°	1	56	MC	MAR	RES
48	17	0	TEC +0.00	TEH +0.00	EB-610-LLMC		MBM		05H +14.74			0.50 Vpp	154°	1	56	MC	MAR	RES
48	17	0	TEC +0.00	TEH +0.00	EB-610-LLMC		MBM		01H +26.75			1.19 Vpp	159°	1	56	MC	MAR	RES
50	17	0	TEC +0.00	TEH +0.00	EB-610-LLMC		NDD								56	MC	DAL	RES
50	17	17	TSH -4.37	TSH +4.85	620-MRPC-3C/52 PH		NDD								66	DLR	OLH	RES
50	17	2	TSH -2.31	TSH +4.79	+POINT-610-115/36/S80		NDD								97	GKW	WRH	RES
52	17	0	TEC +0.00	TEH +0.00	EB-610-LLMC		NDD								54	MC	AJW	RES
52	17	17	TSH -3.88	TSH +4.29	620-MRPC-3C/52 PH		NDD								67	DLR	OLH	RES
54	17	0	TEC +0.00	TEH +0.00	EB-610-LLMC		NDD								54	MC	AJW	RES
54	17	17	TSH -3.90	TSH +4.31	620-MRPC-3C/52 PH		NDD								67	DLR	OLH	RES
54	17	2	TSH -4.04	TSH +4.34	+POINT-610-115/36/S80		NDD								96	GKW	WRH	RES
56	17	0	TEC +0.00	TEH +0.00	EB-610-LLMC		NDD								56	MC	DAL	RES

Row	Col	Plan	Begin Test	End Test	Probe	Rstr	Ind	Pct	Location	Inch 1	Inch 2	Volts	Deg	Chan	Cal	Oprrt	Anlt	Party	
56	17	17	TSH -3.96	TSH +5.27	620-MRPC-3C/52 PH		NDD									66	DLR	OLH	RES
58	17	0	TEC +0.00	TEH +0.00	EB-610-LLMC		NDD									56	MC	DAL	RES
58	17	17	TSH -3.92	TSH +5.30	620-MRPC-3C/52 PH		NDD									66	DLR	OLH	RES
58	17	2	TSH -3.09	TSH +4.01	+POINT-610-115/36/S80		NDD									97	GKW	WRH	RES
60	17	0	TEC +0.00	TEH +0.00	EB-610-LLMC		NDD									54	MC	AJW	RES
60	17	17	TSH -3.53	TSH +4.80	620-MRPC-3C/52 PH		NDD									67	DLR	OLH	RES
62	17	0	TEC +0.00	TEH +0.00	EB-610-LLMC		NDD									54	MC	AJW	RES
62	17	17	TSH -3.92	TSH +4.41	620-MRPC-3C/52 PH		NDD									67	DLR	OLH	RES
62	17	2	TSH -4.36	TSH +4.07	+POINT-610-115/36/S80		NDD									96	GKW	WRH	RES
64	17	0	TEC +0.00	TEH +0.00	EB-610-LLMC		NDD									56	MC	DAL	RES
64	17	17	TSH -3.56	TSH +5.67	620-MRPC-3C/52 PH		NDD									66	DLR	OLH	RES
66	17	0	TEC +0.00	TEH +0.00	EB-610-LLMC		NDD									56	MC	DAL	RES
66	17	17	TSH -3.52	TSH +5.71	620-MRPC-3C/52 PH		NDD									66	DLR	OLH	RES
66	17	2	TSH -4.05	TSH +3.05	+POINT-610-115/36/S80		NDD									97	GKW	WRH	RES
68	17	0	TEC +0.00	TEH +0.00	EB-610-LLMC		NDD									54	MC	AJW	RES
68	17	17	TSH -3.81	TSH +4.52	620-MRPC-3C/52 PH		NDD									67	DLR	OLH	RES
70	17	0	TEC +0.00	TEH +0.00	EB-610-LLMC		NDD									54	MC	AJW	RES
70	17	17	TSH -3.71	TSH +4.46	620-MRPC-3C/52 PH		NDD									67	DLR	OLH	RES
70	17	2	TSH -4.65	TSH +3.73	+POINT-610-115/36/S80		NDD									96	GKW	WRH	RES
72	17	0	TEC +0.00	TEH +0.00	EB-610-LLMC		NDD									56	MC	DAL	RES
72	17	17	TSH -3.13	TSH +6.09	620-MRPC-3C/52 PH		NDD									66	DLR	OLH	RES
74	17	0	TEC +0.00	TEH +0.00	EB-610-LLMC		NDD									56	MC	DAL	RES
74	17	17	TSH -2.98	TSH +6.29	620-MRPC-3C/52 PH		NDD									66	DLR	OLH	RES
74	17	2	TSH -3.33	TSH +3.78	+POINT-610-115/36/S80		NDD									95	GKW	WRH	RES
76	17	17	TSH -3.81	TSH +4.33	620-MRPC-3C/52 PH		NDD									67	DLR	OLH	RES
76	17	0	TEC +0.00	TEH +0.00	EB-610-LLMC		MBM		TSH +9.70			0.61 Vpp	152°	1		54	MC	MAR	RES
78	17	0	TEC +0.00	TEH +0.00	EB-610-LLMC		NDD									54	MC	AJW	RES
78	17	17	TSH -4.67	TSH +4.57	620-MRPC-3C/52 PH		NDD									66	DLR	TEG	RES
78	17	2	TSH -4.24	TSH +4.11	+POINT-610-115/36/S80		NDD									94	GKW	WRH	RES
80	17	0	TEC +0.00	TEH +0.00	EB-610-LLMC		NDD									54	MC	AJW	RES
80	17	17	TSH -2.43	TSH +6.79	620-MRPC-3C/52 PH		NDD									66	DLR	OLH	RES
84	19	0	TEC +0.00	TEH +0.00	EB-610-LLMC		NDD									54	MC	AJW	RES
84	19	17	TSH -13.60	TSH +13.45	620-MRPC-3C/52 PH		NDD									66	DLR	OLH	RES
3	20	11	TEC +0.00	TEH +0.00	EB-590-LLMC		NDD									52	DGT	OLH	RES
3	20	0	TEC +0.00	TEH +0.00	EB-610-LLMC		NDD									54	MC	AJW	RES
3	20	17	TSH -4.41	TSH +5.38	620-MRPC-3C/52 PH		NDD									66	DLR	OLH	RES
11	20	0	TEC +0.00	TEH +0.00	EB-610-LLMC		NDD									56	MC	DAL	RES
11	20	17	TSH -3.57	TSH +4.65	620-MRPC-3C/52 PH		NDD									67	DLR	OLH	RES
15	20	0	TEC +0.00	TEH +0.00	EB-610-LLMC		NDD									54	MC	MAR	RES
15	20	17	TSH -2.75	TSH +6.48	620-MRPC-3C/52 PH		NDD									66	DLR	OLH	RES
23	20	0	TEC +0.00	TEH +0.00	EB-610-LLMC		NDD									56	MC	DAL	RES

Row	Col	Plan	Begin Test	End Test	Probe	Rstr	Ind	Pct	Location	Inch 1	Inch 2	Volts	Deg	Chan	Cal	Opri	Anlt	Party	
23	20	17	TSH	-3.70	TSH	+4.43			620-MRPC-3C/52 PH							67	DLR	OLH	RES
27	20	17	TSH	-3.87	TSH	+5.40			620-MRPC-3C/52 PH							66	DLR	OLH	RES
27	20	0	TEC	+0.00	TEH	+0.00			EB-610-LLMC		VS4 +0.68	8.15 Vpp	172°	M1	54	MC	MAR	RES	
35	20	0	TEC	+0.00	TEH	+0.00			EB-610-LLMC							56	MC	DAL	RES
35	20	17	TSH	-3.98	TSH	+4.16			620-MRPC-3C/52 PH							67	DLR	OLH	RES
39	20	0	TEC	+0.00	TEH	+0.00			EB-610-LLMC							54	MC	AJW	RES
39	20	17	TSH	-4.37	TSH	+4.82			620-MRPC-3C/52 PH							66	DLR	OLH	RES
47	20	0	TEC	+0.00	TEH	+0.00			EB-610-LLMC							56	MC	DAL	RES
47	20	17	TSH	-3.81	TSH	+4.37			620-MRPC-3C/52 PH							67	DLR	OLH	RES
51	20	0	TEC	+0.00	TEH	+0.00			EB-610-LLMC							54	MC	AJW	RES
51	20	17	TSH	-4.29	TSH	+4.90			620-MRPC-3C/52 PH							66	DLR	OLH	RES
59	20	0	TEC	+0.00	TEH	+0.00			EB-610-LLMC							56	MC	DAL	RES
59	20	17	TSH	-3.63	TSH	+4.54			620-MRPC-3C/52 PH							67	DLR	OLH	RES
63	20	0	TEC	+0.00	TEH	+0.00			EB-610-LLMC							54	MC	MAR	RES
63	20	17	TSH	-4.27	TSH	+4.97			620-MRPC-3C/52 PH							66	DLR	OLH	RES
71	20	0	TEC	+0.00	TEH	+0.00			EB-610-LLMC							56	MC	DAL	RES
71	20	17	TSH	-3.84	TSH	+4.29			620-MRPC-3C/52 PH							67	DLR	OLH	RES
75	20	0	TEC	+0.00	TEH	+0.00			EB-610-LLMC							54	MC	AJW	RES
75	20	17	TSH	-4.68	TSH	+4.54			620-MRPC-3C/52 PH							66	DLR	OLH	RES
83	20	0	TEC	+0.00	TEH	+0.00			EB-610-LLMC							56	MC	DAL	RES
83	20	17	TSH	-3.97	TSH	+4.24			620-MRPC-3C/52 PH							67	DLR	OLH	RES
87	20	0	TSC	+0.00	TEH	+0.00			EB-610-LLMC							54	MC	AJW	RES
87	20	16	TEC	+0.00	TEH	+0.00			EB-610-LLMC							62	DGT	WJS	RES
87	20	17	TSH	-4.18	TSH	+5.08			620-MRPC-3C/52 PH							66	DLR	OLH	RES
38	21	0	TEC	+0.00	TEH	+0.00			EB-610-LLMC	PCT	26 TSH +13.53	0.61 Vpp	139°	1	54	MC	MAR	RES	
2	23	11	TEC	+0.00	TEH	+0.00			EB-590-LLMC							52	DGT	OLH	RES
2	23	0	TEC	+0.00	TEH	+0.00			EB-610-LLMC							54	MC	AJW	RES
2	23	17	TSH	-4.47	TSH	+5.36			620-MRPC-3C/52 PH							66	DLR	OLH	RES
4	23	0	TEC	+0.00	TEH	+0.00			EB-610-LLMC							54	MC	AJW	RES
4	23	17	TSH	-4.09	TSH	+5.08			620-MRPC-3C/52 PH							66	DLR	TEG	RES
6	23	0	TEC	+0.00	TEH	+0.00			EB-610-LLMC							54	MC	AJW	RES
6	23	17	TSH	-4.49	TSH	+5.33			620-MRPC-3C/52 PH							66	DLR	OLH	RES
8	23	0	TEC	+0.00	TEH	+0.00			EB-610-LLMC							54	MC	AJW	RES
8	23	17	TSH	-4.62	TSH	+5.16			620-MRPC-3C/52 PH							66	DLR	OLH	RES
12	23	0	TEC	+0.00	TEH	+0.00			EB-610-LLMC							56	MC	DAL	RES
12	23	17	TSH	-4.68	TSH	+4.46			620-MRPC-3C/52 PH							66	DLR	TEG	RES
14	23	0	TEC	+0.00	TEH	+0.00			EB-610-LLMC							56	MC	DAL	RES
14	23	17	TSH	-5.21	TSH	+4.58			620-MRPC-3C/52 PH							66	DLR	OLH	RES
16	23	0	TEC	+0.00	TEH	+0.00			EB-610-LLMC							54	MC	AJW	RES
16	23	17	TSH	-3.84	TSH	+5.35			620-MRPC-3C/52 PH							66	DLR	OLH	RES
18	23	0	TEC	+0.00	TEH	+0.00			EB-610-LLMC							54	MC	AJW	RES

Row	Col	Plan	Begin Test	End Test	Probe	Rstr	Ind.	Pct	Location	Inch 1	Inch 2	Volts	Deg	Chan	Cal	Oppt	Anlt	Party
18	23	17	TSH -2.77	TSH +6.37	620-MRPC-3C/52 PH		NDD								66	DLR	TEG	RES
20	23	0	TEC +0.00	TEH +0.00	EB-610-LLMC		NDD								54	MC	AJW	RES
20	23	17	TSH -4.43	TSH +4.75	620-MRPC-3C/52 PH		NDD								66	DLR	TEG	RES
22	23	0	TEC +0.00	TEH +0.00	EB-610-LLMC		NDD								56	MC	DAL	RES
22	23	17	TSH -4.40	TSH +3.89	620-MRPC-3C/52 PH		NDD								67	DLR	OLH	RES
26	23	0	TEC +0.00	TEH +0.00	EB-610-LLMC		NDD								54	MC	AJW	RES
26	23	17	TSH -4.82	TSH +4.37	620-MRPC-3C/52 PH		NDD								66	DLR	OLH	RES
28	23	0	TEC +0.00	TEH +0.00	EB-610-LLMC		NDD								56	MC	DAL	RES
28	23	17	TSH -3.76	TSH +4.61	620-MRPC-3C/52 PH		NDD								67	DLR	OLH	RES
30	23	0	TEC +0.00	TEH +0.00	EB-610-LLMC		NDD								56	MC	DAL	RES
30	23	17	TSH -3.88	TSH +4.46	620-MRPC-3C/52 PH		NDD								67	DLR	OLH	RES
32	23	0	TEC +0.00	TEH +0.00	EB-610-LLMC		NDD								54	MC	AJW	RES
32	23	17	TSH -4.62	TSH +4.57	620-MRPC-3C/52 PH		NDD								66	DLR	OLH	RES
34	23	0	TEC +0.00	TEH +0.00	EB-610-LLMC		NDD								54	MC	AJW	RES
34	23	17	TSH -4.37	TSH +4.78	620-MRPC-3C/52 PH		NDD								66	DLR	OLH	RES
36	23	17	TSH -4.01	TSH +4.22	620-MRPC-3C/52 PH		NDD								67	DLR	OLH	RES
36	23	0	TEC +0.00	TEH +0.00	EB-610-LLMC		MBM		02H +18.68			0.56 Vpp	148°	1	56	MC	MAR	RES
40	23	0	TEC +0.00	TEH +0.00	EB-610-LLMC		NDD								54	MC	MAR	RES
40	23	17	TSH -4.40	TSH +4.78	620-MRPC-3C/52 PH		NDD								66	DLR	OLH	RES
42	23	0	TEC +0.00	TEH +0.00	EB-610-LLMC		NDD								56	MC	DAL	RES
42	23	17	TSH -3.51	TSH +4.58	620-MRPC-3C/52 PH		NDD								67	DLR	OLH	RES
44	23	0	TEC +0.00	TEH +0.00	EB-610-LLMC		NDD								58	MC	DAL	RES
44	23	17	TSH -4.07	TSH +4.07	620-MRPC-3C/52 PH		NDD								67	DLR	OLH	RES
46	23	0	TEC +0.00	TEH +0.00	EB-610-LLMC		NDD								54	MC	AJW	RES
46	23	17	TSH -4.15	TSH +5.03	620-MRPC-3C/52 PH		NDD								66	DLR	OLH	RES
48	23	0	TEC +0.00	TEH +0.00	EB-610-LLMC		NDD								57	MC	AJW	RES
48	23	17	TSH -4.47	TSH +4.72	620-MRPC-3C/52 PH		NDD								66	DLR	OLH	RES
50	23	0	TEC +0.00	TEH +0.00	EB-610-LLMC		NDD								58	MC	DAL	RES
50	23	18	TSH -6.73	TSH +2.21	620-MRPC-3C/52 PH		NDD								88	BAD	RHI	RES
54	23	0	TEC +0.00	TEH +0.00	EB-610-LLMC		NDD								57	MC	AJW	RES
54	23	18	TSH -4.17	TSH +4.77	620-MRPC-3C/52 PH		NDD								88	BAD	RHI	RES
56	23	0	TEC +0.00	TEH +0.00	EB-610-LLMC		NDD								58	MC	DAL	RES
56	23	17	TSH -4.05	TSH +4.08	620-MRPC-3C/52 PH		NDD								67	DLR	OLH	RES
58	23	0	TEC +0.00	TEH +0.00	EB-610-LLMC		NDD								58	MC	DAL	RES
58	23	17	TSH -4.04	TSH +4.10	620-MRPC-3C/52 PH		NDD								67	DLR	OLH	RES
60	23	0	TEC +0.00	TEH +0.00	EB-610-LLMC		NDD								57	MC	AJW	RES
60	23	17	TSH -4.18	TSH +5.00	620-MRPC-3C/52 PH		NDD								66	DLR	OLH	RES
62	23	0	TEC +0.00	TEH +0.00	EB-610-LLMC		NDD								57	MC	AJW	RES
62	23	17	TSH -4.24	TSH +5.00	620-MRPC-3C/52 PH		NDD								66	DLR	OLH	RES
64	23	0	TEC +0.00	TEH +0.00	EB-610-LLMC		NDD								58	MC	DAL	RES
64	23	17	TSH -4.08	TSH +4.06	620-MRPC-3C/52 PH		NDD								67	DLR	OLH	RES

Row	Col	Plan	Begin Test	End Test	Probe	Rstr	Ind	Pct	Location	Inch 1	Inch 2	Volts	Deg	Chan	Cal	Oprt	Anlt	Party	
68	23	0	TEC +0.00	TEH +0.00	EB-610-LLMC											57	MC	AJW	RES
68	23	17	TSH -4.04	TSH +5.16	620-MRPC-3C/52 PH											66	DLR	OLH	RES
70	23	0	TEC +0.00	TEH +0.00	EB-610-LLMC											58	MC	DAL	RES
70	23	17	TSH -3.62	TSH +4.51	620-MRPC-3C/52 PH											67	DLR	OLH	RES
72	23	0	TEC +0.00	TEH +0.00	EB-610-LLMC											58	MC	DAL	RES
72	23	17	TSH -3.67	TSH +4.51	620-MRPC-3C/52 PH											67	DLR	OLH	RES
74	23	0	TEC +0.00	TEH +0.00	EB-610-LLMC											57	MC	AJW	RES
74	23	17	TSH -3.89	TSH +5.31	620-MRPC-3C/52 PH											66	DLR	OLH	RES
76	23	0	TEC +0.00	TEH +0.00	EB-610-LLMC											57	MC	AJW	RES
76	23	17	TSH -4.00	TSH +5.30	620-MRPC-3C/52 PH											66	DLR	OLH	RES
78	23	0	TEC +0.00	TEH +0.00	EB-610-LLMC											58	MC	DAL	RES
78	23	17	TSH -3.93	TSH +4.24	620-MRPC-3C/52 PH											67	DLR	OLH	RES
82	23	0	TEC +0.00	TEH +0.00	EB-610-LLMC											57	MC	AJW	RES
82	23	17	TSH -4.03	TSH +5.21	620-MRPC-3C/52 PH											66	DLR	OLH	RES
84	23	0	TEC +0.00	TEH +0.00	EB-610-LLMC											58	MC	DAL	RES
84	23	17	TSH -3.76	TSH +4.47	620-MRPC-3C/52 PH											67	DLR	OLH	RES
86	23	0	TEC +0.00	TEH +0.00	EB-610-LLMC											58	MC	DAL	RES
86	23	17	TSH -3.50	TSH +4.87	620-MRPC-3C/52 PH											67	DLR	OLH	RES
88	23	0	TEC +0.00	TEH +0.00	EB-610-LLMC											57	MC	AJW	RES
88	23	17	TSH -4.31	TSH +4.92	620-MRPC-3C/52 PH											66	DLR	OLH	RES
90	23	0	TEC +0.00	TEH +0.00	EB-610-LLMC											57	MC	AJW	RES
90	23	17	TSH -4.42	TSH +4.80	620-MRPC-3C/52 PH											66	DLR	OLH	RES
92	23	0	TEC +0.00	TEH +0.00	EB-610-LLMC											57	MC	AJW	RES
92	23	17	TSH -4.58	TSH +4.66	620-MRPC-3C/52 PH											66	DLR	TEG	RES
61	24	0	TEC +0.00	TEH +0.00	EB-610-LLMC					03H +6.84		0.51 Vpp	136°	1	57	MC	MAR	RES	
5	26	0	TEC +0.00	TEH +0.00	EB-610-LLMC											3	DGT	RHI	RES
5	26	17	TSH -5.25	TSH +3.91	620-MRPC-3C/52 PH											66	DLR	TEG	RES
9	26	0	TEC +0.00	TEH +0.00	EB-610-LLMC											3	DGT	RHI	RES
9	26	17	TSH -4.85	TSH +4.36	620-MRPC-3C/52 PH											66	DLR	TEG	RES
17	26	0	TEC +0.00	TEH +0.00	EB-610-LLMC											4	DGT	OLH	RES
17	26	17	TSH -4.20	TSH +4.09	620-MRPC-3C/52 PH											67	DLR	OLH	RES
21	26	0	TEC +0.00	TEH +0.00	EB-610-LLMC											3	DGT	RHI	RES
21	26	17	TSH -4.80	TSH +4.44	620-MRPC-3C/52 PH											66	DLR	OLH	RES
29	26	0	TEC +0.00	TEH +0.00	EB-610-LLMC											4	DGT	OLH	RES
29	26	17	TSH -4.06	TSH +4.19	620-MRPC-3C/52 PH											67	DLR	OLH	RES
33	26	17	TSH -4.51	TSH +4.72	620-MRPC-3C/52 PH											66	DLR	OLH	RES
33	26	0	TEC +0.00	TEH +0.00	EB-610-LLMC					04C +27.28		0.22 Vpp	137°	1	3	DGT	WJS	RES	
41	26	0	TEC +0.00	TEH +0.00	EB-610-LLMC											4	DGT	OLH	RES
41	26	17	TSH -4.27	TSH +3.87	620-MRPC-3C/52 PH											67	DLR	OLH	RES
45	26	0	TEC +0.00	TEH +0.00	EB-610-LLMC											3	DGT	RHI	RES
45	26	17	TSH -4.68	TSH +4.52	620-MRPC-3C/52 PH											66	DLR	OLH	RES

Row	Col	Plan	Begin Test	End Test	Probe	Rstr	Ind	Pct	Location	Inch 1	Inch 2	Volts	Deg	Chan	Cal	Oprt	Anlt	Party	
53	26	0	TEC +0.00	TEH +0.00	EB-610-LLMC											4	DGT	OLH	RES
53	26	17	TSH -1.18	TSH +7.03	620-MRPC-3C/52 PH											67	DLR	OLH	RES
57	26	17	TSH -1.81	TSH +7.43	620-MRPC-3C/52 PH											66	DLR	OLH	RES
57	26	0	TEC +0.00	TEH +0.00	EB-610-LLMC				TSH +3.52			0.50 Vmr	135°	1	3	DGT	WJS	RES	
65	26	0	TEC +0.00	TEH +0.00	EB-610-LLMC											4	DGT	OLH	RES
65	26	17	TSH -2.93	TSH +5.27	620-MRPC-3C/52 PH											67	DLR	OLH	RES
69	26	0	TEC +0.00	TEH +0.00	EB-610-LLMC											3	DGT	RHI	RES
69	26	17	TSH -4.02	TSH +5.16	620-MRPC-3C/52 PH											66	DLR	OLH	RES
77	26	0	TEC +0.00	TEH +0.00	EB-610-LLMC											4	DGT	OLH	RES
77	26	17	TSH -2.12	TSH +6.09	620-MRPC-3C/52 PH											67	DLR	OLH	RES
81	26	0	TEC +0.00	TEH +0.00	EB-610-LLMC											3	DGT	RHI	RES
81	26	17	TSH -4.22	TSH +5.02	620-MRPC-3C/52 PH											66	DLR	OLH	RES
89	26	0	TEC +0.00	TEH +0.00	EB-610-LLMC											4	DGT	OLH	RES
89	26	17	TSH -2.65	TSH +5.60	620-MRPC-3C/52 PH											67	DLR	OLH	RES
93	26	0	TEC +0.00	TEH +0.00	EB-610-LLMC											3	DGT	RHI	RES
93	26	17	TSH -5.14	TSH +4.09	620-MRPC-3C/52 PH											66	DLR	OLH	RES
31	28	17	TSH -4.77	TSH +4.15	620-MRPC-3C/52 PH											66	DLR	TEG	RES
33	28	17	TSH -4.28	TSH +4.72	620-MRPC-3C/52 PH											66	DLR	TEG	RES
67	28	17	TSH -4.76	TSH +4.26	620-MRPC-3C/52 PH											66	DLR	TEG	RES
69	28	17	TSH -4.53	TSH +4.49	620-MRPC-3C/52 PH											66	DLR	TEG	RES
2	29	0	OSH +0.00	TEH +0.00	EB-610-LLMC	RST										4	DGT	WJS	RES
2	29	5	TEC +0.00	TEH +0.00	EB-590-LLMC											48	DGT	OLH	RES
2	29	17	TSH -4.78	TSH +4.30	620-MRPC-3C/52 PH											66	DLR	TEG	RES
2	29	2	TSH -3.51	TSH +4.28	+POINT-610-115/36/S80											97	GKW	WRH	RES
4	29	0	TEC +0.00	TEH +0.00	EB-610-LLMC											4	DGT	OLH	RES
4	29	17	TSH -4.73	TSH +4.41	620-MRPC-3C/52 PH											66	DLR	TEG	RES
6	29	0	TEC +0.00	TEH +0.00	EB-610-LLMC											3	DGT	RHI	RES
6	29	17	TSH -4.76	TSH +4.17	620-MRPC-3C/52 PH											66	DLR	TEG	RES
6	29	2	TSH -4.02	TSH +5.05	+POINT-610-115/36/S80											96	GKW	WRH	RES
8	29	0	TEC +0.00	TEH +0.00	EB-610-LLMC											4	DGT	OLH	RES
8	29	17	TSH -4.79	TSH +4.15	620-MRPC-3C/52 PH											66	DLR	TEG	RES
10	29	0	TEC +0.00	TEH +0.00	EB-610-LLMC											4	DGT	OLH	RES
10	29	17	TSH -13.82	TSH +7.15	620-MRPC-3C/52 PH											66	DLR	OLH	RES
10	29	2	TSH -3.98	TSH +5.01	+POINT-610-115/36/S80											96	GKW	WRH	RES
12	29	0	TEC +0.00	TEH +0.00	EB-610-LLMC											3	DGT	WJS	RES
12	29	17	TSH -4.86	TSH +4.12	620-MRPC-3C/52 PH											66	DLR	TEG	RES
14	29	0	TEC +0.00	TEH +0.00	EB-610-LLMC											3	DGT	RHI	RES
14	29	17	TSH -5.08	TSH +3.85	620-MRPC-3C/52 PH											66	DLR	TEG	RES
14	29	2	TSH -3.44	TSH +3.69	+POINT-610-115/36/S80											95	GKW	WRH	RES
16	29	0	TEC +0.00	TEH +0.00	EB-610-LLMC											4	DGT	OLH	RES
16	29	17	TSH -3.91	TSH +3.78	620-MRPC-3C/52 PH											67	DLR	OLH	RES

Row	Col	Plan	Begin Test	End Test	Probe	Rstr	Ind	Pct	Location	Inch 1	Inch 2	Volts	Deg	Chan	Cal	Opri	Anlt	Party	
18	29	0	TEC +0.00	TEH +0.00	EB-610-LLMC											4	DGT	OLH	RES
18	29	17	TSH -3.92	TSH +3.80	620-MRPC-3C/52 PH											67	DLR	OLH	RES
18	29	2	TSH -4.39	TSH +3.95	+POINT-610-115/36/S80											94	GKW	WRH	RES
20	29	0	TEC +0.00	TEH +0.00	EB-610-LLMC											3	DGT	RHI	RES
20	29	17	TSH -3.92	TSH +5.09	620-MRPC-3C/52 PH											66	DLR	OLH	RES
22	29	0	TEC +0.00	TEH +0.00	EB-610-LLMC											3	DGT	RHI	RES
22	29	17	TSH -4.96	TSH +4.06	620-MRPC-3C/52 PH											66	DLR	OLH	RES
22	29	2	TSH -2.74	TSH +4.40	+POINT-610-115/36/S80											95	GKW	WRH	RES
24	29	0	TEC +0.00	TEH +0.00	EB-610-LLMC											4	DGT	OLH	RES
24	29	17	TSH -1.82	TSH +4.98	620-MRPC-3C/52 PH											67	DLR	TEG	RES
24	29	18	TSH -4.19	TSH +4.71	620-MRPC-3C/52 PH											88	BAD	RHI	RES
26	29	0	TEC +0.00	TEH +0.00	EB-610-LLMC											4	DGT	OLH	RES
26	29	17	TSH -2.90	TSH +3.25	620-MRPC-3C/52 PH											67	DLR	TEG	RES
26	29	18	TSH -4.34	TSH +4.60	620-MRPC-3C/52 PH											88	BAD	RHI	RES
26	29	2	TSH -4.41	TSH +4.16	+POINT-610-115/36/S80											94	GKW	WRH	RES
28	29	0	TEC +0.00	TEH +0.00	EB-610-LLMC											3	DGT	RHI	RES
28	29	17	TSH +0.00	TSH +0.00	620-MRPC-3C/52 PH											66	DLR	TEG	RES
28	29	18	TSH -3.84	TSH +5.06	620-MRPC-3C/52 PH											88	BAD	RHI	RES
30	29	0	TEC +0.00	TEH +0.00	EB-610-LLMC											3	DGT	RHI	RES
30	29	17	TSH -4.56	TSH +2.72	620-MRPC-3C/52 PH											66	DLR	TEG	RES
30	29	18	TSH -3.90	TSH +5.05	620-MRPC-3C/52 PH											88	BAD	RHI	RES
30	29	2	TSH -3.53	TSH +3.60	+POINT-610-115/36/S80											95	GKW	WRH	RES
34	29	0	TEC +0.00	TEH +0.00	EB-610-LLMC											4	DGT	OLH	RES
34	29	17	TSH -1.48	TSH +6.24	620-MRPC-3C/52 PH											67	DLR	OLH	RES
34	29	2	TSH -4.58	TSH +3.76	+POINT-610-115/36/S80											94	GKW	WRH	RES
36	29	0	TEC +0.00	TEH +0.00	EB-610-LLMC											4	DGT	OLH	RES
36	29	17	TSH -1.70	TSH +5.99	620-MRPC-3C/52 PH											67	DLR	OLH	RES
38	29	0	TEC +0.00	TEH +0.00	EB-610-LLMC											3	DGT	RHI	RES
38	29	17	TSH -4.58	TSH +4.39	620-MRPC-3C/52 PH											66	DLR	OLH	RES
38	29	2	TSH -3.36	TSH +3.78	+POINT-610-115/36/S80											95	GKW	WRH	RES
40	29	0	TEC +0.00	TEH +0.00	EB-610-LLMC											3	DGT	RHI	RES
40	29	17	TSH -3.14	TSH +5.87	620-MRPC-3C/52 PH											66	DLR	OLH	RES
42	29	17	TSH -2.05	TSH +5.67	620-MRPC-3C/52 PH											67	DLR	OLH	RES
42	29	2	TSH -4.34	TSH +4.01	+POINT-610-115/36/S80											94	GKW	WRH	RES
42	29	0	TEC +0.00	TEH +0.00	EB-610-LLMC				03C +7.18			0.41 Vmr	130°	1	4	DGT	WJS	RES	
44	29	0	TEC +0.00	TEH +0.00	EB-610-LLMC											4	DGT	OLH	RES
44	29	17	TSH -1.84	TSH +5.89	620-MRPC-3C/52 PH											67	DLR	OLH	RES
46	29	17	TSH -3.62	TSH +5.35	620-MRPC-3C/52 PH											66	DLR	OLH	RES
46	29	2	TSH -3.29	TSH +3.85	+POINT-610-115/36/S80											95	GKW	WRH	RES
46	29	0	TEC +0.00	TEH +0.00	EB-610-LLMC				05C +31.15			5.31 Vpp	181°	M1	3	DGT	WJS	RES	
48	29	17	TSH -4.03	TSH +4.99	620-MRPC-3C/52 PH											66	DLR	OLH	RES

Row	Col	Plan	Begin Test	End Test	Probe	Rstr	Ind	Pct	Location	Inch 1	Inch 2	Volts	Deg	Chan	Cal	Oprrt	Anlt	Party
48	29	0	TEC	+0.00	TEH	+0.00			EB-610-LLMC	MBM	02C +20.89	0.21 Vpp	128°	1	3	DGT	WJS	RES
48	29	0	TEC	+0.00	TEH	+0.00			EB-610-LLMC	MBM	02C +33.30	1.08 Vpp	70°	6	3	DGT	WJS	RES
48	29	0	TEC	+0.00	TEH	+0.00			EB-610-LLMC	MBM	03C +23.46	1.30 Vpp	90°	6	3	DGT	WJS	RES
50	29	0	TEC	+0.00	TEH	+0.00			EB-610-LLMC	NDD					4	DGT	OLH	RES
50	29	17	TSH	-3.23	TSH	+4.49			620-MRPC-3C/52 PH	NT					67	DLR	TEG	RES
50	29	18	TSH	-4.57	TSH	+4.33			620-MRPC-3C/52 PH	NDD					88	BAD	RHI	RES
50	29	2	TSH	-3.77	TSH	+4.60			+POINT-610-115/36/S80	NDD					94	GKW	WRH	RES
52	29	0	TEC	+0.00	TEH	+0.00			EB-610-LLMC	NDD					4	DGT	OLH	RES
52	29	17	TSH	-1.09	TSH	+6.63			620-MRPC-3C/52 PH	NDD					67	DLR	OLH	RES
54	29	0	TEC	+0.00	TEH	+0.00			EB-610-LLMC	NDD					3	DGT	RHI	RES
54	29	17	TSH	-3.91	TSH	+5.10			620-MRPC-3C/52 PH	NDD					66	DLR	OLH	RES
54	29	2	TSH	-2.92	TSH	+4.21			+POINT-610-115/36/S80	NDD					95	GKW	WRH	RES
56	29	0	TEC	+0.00	TEH	+0.00			EB-610-LLMC	NDD					3	DGT	RHI	RES
56	29	17	TSH	-4.38	TSH	+4.60			620-MRPC-3C/52 PH	NDD					66	DLR	OLH	RES
58	29	0	TEC	+0.00	TEH	+0.00			EB-610-LLMC	NDD					4	DGT	OLH	RES
58	29	17	TSH	-1.07	TSH	+6.64			620-MRPC-3C/52 PH	NT					67	DLR	TEG	RES
58	29	18	TSH	-4.31	TSH	+4.64			620-MRPC-3C/52 PH	NDD					88	BAD	RHI	RES
58	29	2	TSH	-3.47	TSH	+4.91			+POINT-610-115/36/S80	NDD					94	GKW	WRH	RES
60	29	0	TEC	+0.00	TEH	+0.00			EB-610-LLMC	NDD					4	DGT	OLH	RES
60	29	17	TSH	-3.18	TSH	+4.51			620-MRPC-3C/52 PH	NDD					67	DLR	OLH	RES
62	29	17	TSH	-3.41	TSH	+5.61			620-MRPC-3C/52 PH	NDD					66	DLR	OLH	RES
62	29	2	TSH	-2.88	TSH	+4.22			+POINT-610-115/36/S80	NDD					95	GKW	WRH	RES
62	29	0	TEC	+0.00	TEH	+0.00			EB-610-LLMC	MBM	05C +7.58	0.32 Vpp	134°	1	3	DGT	WJS	RES
62	29	0	TEC	+0.00	TEH	+0.00			EB-610-LLMC	MBM	05C +7.72	0.32 Vpp	134°	1	3	DGT	WJS	RES
62	29	0	TEC	+0.00	TEH	+0.00			EB-610-LLMC	MBM	VS4 +1.46	2.04 Vpp	72°	6	3	DGT	WJS	RES
64	29	17	TSH	-2.86	TSH	+6.11			620-MRPC-3C/52 PH	NDD					66	DLR	MAR	LAR
64	29	0	TEC	+0.00	TEH	+0.00			EB-610-LLMC	MBM	01C +0.72	0.71 Vpp	147°	M1	3	DGT	WJS	RES
66	29	0	TEC	+0.00	TEH	+0.00			EB-610-LLMC	NDD					4	DGT	OLH	RES
66	29	17	TSH	-4.23	TSH	+4.81			620-MRPC-3C/52 PH	NDD					66	DLR	TEG	RES
66	29	2	TSH	-4.01	TSH	+4.38			+POINT-610-115/36/S80	NDD					94	GKW	WRH	RES
70	29	0	TEC	+0.00	TEH	+0.00			EB-610-LLMC	NDD					3	DGT	RHI	RES
70	29	17	TSH	-3.60	TSH	+4.08			620-MRPC-3C/52 PH	NDD					67	DLR	OLH	RES
70	29	2	TSH	-2.96	TSH	+4.14			+POINT-610-115/36/S80	NDD					95	GKW	WRH	RES
72	29	0	TEC	+0.00	TEH	+0.00			EB-610-LLMC	NDD					4	DGT	OLH	RES
72	29	17	TSH	-1.68	TSH	+6.04			620-MRPC-3C/52 PH	NDD					67	DLR	OLH	RES
74	29	17	TSH	-2.12	TSH	+6.94			620-MRPC-3C/52 PH	NDD					66	DLR	OLH	RES
74	29	2	TSH	-3.74	TSH	+4.65			+POINT-610-115/36/S80	NDD					94	GKW	WRH	RES
74	29	0	TEC	+0.00	TEH	+0.00			EB-610-LLMC	MBM	03C +31.61	0.54 Vpp	167°	1	4	DGT	WJS	RES
76	29	0	TEC	+0.00	TEH	+0.00			EB-610-LLMC	NDD					3	DGT	RHI	RES
76	29	17	TSH	-4.37	TSH	+4.64			620-MRPC-3C/52 PH	NDD					66	DLR	OLH	RES
78	29	0	TEC	+0.00	TEH	+0.00			EB-610-LLMC	NDD					3	DGT	RHI	RES

Row	Col	Plan	Begin Test	End Test	Probe	Rstr	Ind	Pct	Location	Inch 1	Inch 2	Volts	Deg	Chan	Cal	Oprt	Anlt	Party	
78	29	17	TSH	-3.47	TSH	+4.22			620-MRPC-3C/52 PH							67	DLR	OLH	RES
78	29	2	TSH	-2.82	TSH	+4.31			+POINT-610-115/36/S80							95	GKW	WRH	RES
80	29	0	TEC	+0.00	TEH	+0.00			EB-610-LLMC							4	DGT	OLH	RES
80	29	17	TSH	-3.60	TSH	+4.07			620-MRPC-3C/52 PH							67	DLR	OLH	RES
82	29	17	TSH	-4.23	TSH	+4.46			620-MRPC-3C/52 PH							66	DLR	OLH	RES
82	29	2	TSH	-3.41	TSH	+4.99			+POINT-610-115/36/S80							94	GKW	WRH	RES
82	29	0	TEC	+0.00	TEH	+0.00			EB-610-LLMC	MBM	06H +22.14	2.12 Vmr	165°	1	4	DGT	WJS	RES	
84	29	0	TEC	+0.00	TEH	+0.00			EB-610-LLMC							3	DGT	RHI	RES
84	29	17	TSH	-4.51	TSH	+4.50			620-MRPC-3C/52 PH							66	DLR	OLH	RES
86	29	0	TEC	+0.00	TEH	+0.00			EB-610-LLMC							3	DGT	RHI	RES
86	29	17	TSH	-3.54	TSH	+4.14			620-MRPC-3C/52 PH							67	DLR	OLH	RES
88	29	0	TEC	+0.00	TEH	+0.00			EB-610-LLMC							4	DGT	OLH	RES
88	29	17	TSH	-3.92	TSH	+3.76			620-MRPC-3C/52 PH							67	DLR	OLH	RES
90	29	0	TEC	+0.00	TEH	+0.00			EB-610-LLMC							4	DGT	OLH	RES
90	29	17	TSH	-4.49	TSH	+4.53			620-MRPC-3C/52 PH							66	DLR	OLH	RES
90	29	2	TSH	-2.77	TSH	+4.33			+POINT-610-115/36/S80							95	GKW	WRH	RES
92	29	0	TEC	+0.00	TEH	+0.00			EB-610-LLMC							3	DGT	WJS	RES
92	29	17	TSH	-4.44	TSH	+4.56			620-MRPC-3C/52 PH							66	DLR	OLH	RES
94	29	0	TEC	+0.00	TEH	+0.00			EB-610-LLMC							3	DGT	RHI	RES
94	29	17	TSH	-4.10	TSH	+3.58			620-MRPC-3C/52 PH							67	DLR	OLH	RES
94	29	2	TSH	-4.13	TSH	+4.28			+POINT-610-115/36/S80							94	GKW	WRH	RES
96	29	0	TEC	+0.00	TEH	+0.00			EB-610-LLMC							4	DGT	OLH	RES
96	29	17	TSH	-4.06	TSH	+3.58			620-MRPC-3C/52 PH							67	DLR	OLH	RES
98	29	0	TEC	+0.00	TEH	+0.00			EB-610-LLMC							4	DGT	OLH	RES
98	29	17	TSH	-4.79	TSH	+4.23			620-MRPC-3C/52 PH							66	DLR	OLH	RES
98	29	2	TSH	-3.00	TSH	+4.14			+POINT-610-115/36/S80							95	GKW	WRH	RES
100	29	17	TSH	-2.92	TSH	+6.15			620-MRPC-3C/52 PH							66	DLR	OLH	RES
100	29	0	TEC	+0.00	TEH	+0.00			EB-610-LLMC	MBM	02C +13.06	0.90 Vpp	157°	1	3	DGT	WJS	RES	
102	29	0	TEC	+0.00	TEH	+0.00			EB-610-LLMC							3	DGT	RHI	RES
102	29	17	TSH	-4.42	TSH	+4.71			620-MRPC-3C/52 PH							66	DLR	OLH	RES
102	29	2	TSH	-3.71	TSH	+4.70			+POINT-610-115/36/S80							94	GKW	WRH	RES
31	30	17	TSH	-4.84	TSH	+4.07			620-MRPC-3C/52 PH							66	DLR	TEG	RES
33	30	17	TSH	-4.58	TSH	+4.39			620-MRPC-3C/52 PH							66	DLR	TEG	RES
67	30	17	TSH	-4.40	TSH	+4.64			620-MRPC-3C/52 PH							66	DLR	OLH	RES
69	30	17	TSH	-3.98	TSH	+5.04			620-MRPC-3C/52 PH							66	DLR	OLH	RES
3	32	10	TEC	+0.00	TEH	+0.00			EB-590-LLMC							49	GAC	OLH	RES
3	32	0	TEC	+0.00	TEH	+0.00			EB-610-LLMC							57	MC	AJW	RES
3	32	17	TSH	-4.35	TSH	+4.71			620-MRPC-3C/52 PH							68	DLR	MAR	RES
11	32	0	TEC	+0.00	TEH	+0.00			EB-610-LLMC							3	DGT	RHI	RES
11	32	17	TSH	-3.64	TSH	+4.09			620-MRPC-3C/52 PH							69	DLR	DAL	RES
15	32	0	TEC	+0.00	TEH	+0.00			EB-610-LLMC							3	DGT	RHI	RES

Row	Col	Plan	Begin Test	End Test	Probe	Rstr	Ind	Pct	Location	Inch 1	Inch 2	Volts	Deg	Chan	Cal	Opri	Anlt	Party	
15	32	17	TSH -4.37	TSH +4.67	620-MRPC-3C/52 PH		NDD									68	DLR	DAL	RES
23	32	0	TEC +0.00	TEH +0.00	EB-610-LLMC		NDD									3	DGT	RHI	RES
23	32	17	TSH -3.56	TSH +4.14	620-MRPC-3C/52 PH		NDD									69	DLR	DAL	RES
27	32	0	TEC +0.00	TEH +0.00	EB-610-LLMC		NDD									3	DGT	RHI	RES
27	32	17	TSH -4.31	TSH +4.76	620-MRPC-3C/52 PH		NDD									68	DLR	DAL	RES
35	32	17	TSH -3.72	TSH +4.01	620-MRPC-3C/52 PH		NDD									69	DLR	DAL	RES
35	32	0	TEC +0.00	TEH +0.00	EB-610-LLMC		MBM		03H +30.83			0.73 Vmr	140°	1	4	DGT	WJS	RES	
39	32	0	TEC +0.00	TEH +0.00	EB-610-LLMC		NDD									3	DGT	RHI	RES
39	32	17	TSH -3.93	TSH +5.13	620-MRPC-3C/52 PH		NDD									68	DLR	DAL	RES
45	32	0	TEC +0.00	TEH +0.00	EB-610-LLMC		PCT	12	VS4 -0.03			0.79 Vvm		M3	3	DGT	RHI	RES	
47	32	0	TEC +0.00	TEH +0.00	EB-610-LLMC		NDD									4	DGT	OLH	RES
47	32	17	TSH -3.92	TSH +3.77	620-MRPC-3C/52 PH		NDD									67	DLR	OLH	RES
51	32	0	TEC +0.00	TEH +0.00	EB-610-LLMC		NDD									3	DGT	RHI	RES
51	32	17	TSH -4.89	TSH +4.13	620-MRPC-3C/52 PH		NDD									66	DLR	OLH	RES
59	32	0	TEC +0.00	TEH +0.00	EB-610-LLMC		NDD									4	DGT	OLH	RES
59	32	17	TSH -1.07	TSH +6.61	620-MRPC-3C/52 PH		NDD									67	DLR	OLH	RES
63	32	17	TSH -0.95	TSH +8.06	620-MRPC-3C/52 PH		NDD									66	DLR	OLH	RES
63	32	0	TEC +0.00	TEH +0.00	EB-610-LLMC		MBM		TSC +10.65			0.46 Vmr	146°	1	3	DGT	WJS	RES	
71	32	0	TEC +0.00	TEH +0.00	EB-610-LLMC		NDD									4	DGT	OLH	RES
71	32	17	TSH -3.07	TSH +4.57	620-MRPC-3C/52 PH		NDD									67	DLR	OLH	RES
75	32	0	TEC +0.00	TEH +0.00	EB-610-LLMC		NDD									3	DGT	RHI	RES
75	32	17	TSH -3.51	TSH +5.51	620-MRPC-3C/52 PH		NDD									66	DLR	OLH	RES
83	32	0	TEC +0.00	TEH +0.00	EB-610-LLMC		NDD									4	DGT	OLH	RES
83	32	17	TSH -3.42	TSH +4.26	620-MRPC-3C/52 PH		NDD									67	DLR	OLH	RES
87	32	0	TEC +0.00	TEH +0.00	EB-610-LLMC		NDD									3	DGT	RHI	RES
87	32	17	TSH -4.03	TSH +5.02	620-MRPC-3C/52 PH		NDD									66	DLR	OLH	RES
95	32	0	TEC +0.00	TEH +0.00	EB-610-LLMC		NDD									4	DGT	WJS	RES
95	32	17	TSH -2.01	TSH +5.70	620-MRPC-3C/52 PH		NDD									67	DLR	OLH	RES
99	32	0	TEC +0.00	TEH +0.00	EB-610-LLMC		NDD									3	DGT	RHI	RES
99	32	17	TSH -4.30	TSH +4.75	620-MRPC-3C/52 PH		NDD									66	DLR	OLH	RES
107	32	17	TSH -4.45	TSH +4.61	620-MRPC-3C/52 PH		NDD									66	DLR	OLH	RES
107	32	0	TEC +0.00	TEH +0.00	EB-610-LLMC		DNT		VS2 -0.64			7.03 Vpp	180°	M1	3	DGT	WJS	RES	
4	35	17	TSH -4.57	TSH +4.46	620-MRPC-3C/52 PH		NDD									68	DLR	MAR	RES
4	35	0	TEC +0.00	TEH +0.00	EB-610-LLMC		MBM		04C +8.15			0.43 Vpp	143°	1	3	DGT	WJS	RES	
6	35	0	TEC +0.00	TEH +0.00	EB-610-LLMC		NDD									3	DGT	RHI	RES
6	35	17	TSH -4.74	TSH +4.29	620-MRPC-3C/52 PH		NDD									68	DLR	MAR	RES
8	35	0	TEC +0.00	TEH +0.00	EB-610-LLMC		NDD									3	DGT	RHI	RES
8	35	17	TSH -4.43	TSH +4.67	620-MRPC-3C/52 PH		NDD									68	DLR	MAR	RES
12	35	0	TEC +0.00	TEH +0.00	EB-610-LLMC		NDD									3	DGT	RHI	RES
12	35	17	TSH -4.43	TSH +4.66	620-MRPC-3C/52 PH		NDD									68	DLR	MAR	RES
14	35	0	TEC +0.00	TEH +0.00	EB-610-LLMC		NDD									3	DGT	RHI	RES

Row	Col	Plan	Begin Test	End Test	Probe	Rstr	Ind	Pct	Location	Inch 1	Inch 2	Volts	Deg	Chan	Cal	Oprt	Anlt	Party	
14	35	17	TSH -4.66	TSH +4.44	620-MRPC-3C/52 PH		NDD									68	DLR	MAR	RES
16	35	0	TEC +0.00	TEH +0.00	EB-610-LLMC		NDD									3	DGT	RHI	RES
16	35	17	TSH -4.57	TSH +4.45	620-MRPC-3C/52 PH		NDD									68	DLR	MAR	RES
20	35	17	TSH -4.36	TSH +4.82	620-MRPC-3C/52 PH		NDD									68	DLR	MAR	RES
20	35	0	TEC +0.00	TEH +0.00	EB-610-LLMC		MBM		03H +19.75			0.25 Vpp	148°	1	3	DGT	WJS	RES	
20	35	0	TEC +0.00	TEH +0.00	EB-610-LLMC		MBM		01H +2.63			0.25 Vpp	121°	1	3	DGT	WJS	RES	
22	35	0	TEC +0.00	TEH +0.00	EB-610-LLMC		NDD									3	DGT	RHI	RES
22	35	17	TSH -7.39	TSH +2.28	620-MRPC-3C/52 PH		NDD									68	DLR	DAL	RES
28	35	0	TEC +0.00	TEH +0.00	EB-610-LLMC		NDD									3	DGT	RHI	RES
28	35	17	TSH -3.87	TSH +3.78	620-MRPC-3C/52 PH		NDD									69	DLR	DAL	RES
30	35	17	TSH -3.76	TSH +4.08	620-MRPC-3C/52 PH		NDD									69	DLR	MAR	RES
30	35	0	TEC +0.00	TEH +0.00	EB-610-LLMC		MBM		03H +32.99			0.61 Vpp	155°	1	3	DGT	WJS	RES	
32	35	0	TEC +0.00	TEH +0.00	EB-610-LLMC		NDD									3	DGT	RHI	RES
32	35	17	TSH -4.83	TSH +4.25	620-MRPC-3C/52 PH		NDD									68	DLR	DAL	RES
36	35	0	TEC +0.00	TEH +0.00	EB-610-LLMC		NDD									3	DGT	RHI	RES
36	35	17	TSH -3.63	TSH +4.06	620-MRPC-3C/52 PH		NDD									69	DLR	DAL	RES
40	35	0	TEC +0.00	TEH +0.00	EB-610-LLMC		NDD									3	DGT	RHI	RES
40	35	17	TSH -4.72	TSH +4.30	620-MRPC-3C/52 PH		NDD									68	DLR	DAL	RES
44	35	0	TEC +0.00	TEH +0.00	EB-610-LLMC		NDD									3	DGT	RHI	RES
44	35	17	TSH -3.92	TSH +3.79	620-MRPC-3C/52 PH		NDD									69	DLR	DAL	RES
46	35	17	TSH -3.82	TSH +4.08	620-MRPC-3C/52 PH		NDD									69	DLR	MAR	RES
46	35	0	TEC +0.00	TEH +0.00	EB-610-LLMC		MBM		TSH +21.14			0.36 Vmr	127°	1	3	DGT	WJS	RES	
48	35	0	TEC +0.00	TEH +0.00	EB-610-LLMC		NDD									3	DGT	RHI	RES
48	35	17	TSH -7.17	TSH +2.12	620-MRPC-3C/52 PH		NDD									68	DLR	DAL	RES
54	35	17	TSH -4.62	TSH +4.45	620-MRPC-3C/52 PH		NDD									68	DLR	MAR	RES
54	35	0	TEC +0.00	TEH +0.00	EB-610-LLMC		MBM		05C +15.42			0.31 Vpp	157°	1	3	DGT	WJS	RES	
56	35	0	TEC +0.00	TEH +0.00	EB-610-LLMC		NDD									3	DGT	RHI	RES
56	35	17	TSH -4.09	TSH +3.60	620-MRPC-3C/52 PH		NDD									69	DLR	DAL	RES
58	35	0	TEC +0.00	TEH +0.00	EB-610-LLMC		MBM		06C +14.38			0.44 Vpp	155°	1	3	DGT	WJS	RES	
60	35	0	TEC +0.00	TEH +0.00	EB-610-LLMC		NDD									3	DGT	RHI	RES
60	35	17	TSH -4.26	TSH +4.76	620-MRPC-3C/52 PH		NDD									68	DLR	DAL	RES
62	35	0	TEC +0.00	TEH +0.00	EB-610-LLMC		NDD									3	DGT	RHI	RES
62	35	17	TSH -4.03	TSH +4.36	620-MRPC-3C/52 PH		NDD									69	DLR	DAL	RES
64	35	17	TSH -4.00	TSH +3.70	620-MRPC-3C/52 PH		NDD									69	DLR	DAL	RES
64	35	0	TEC +0.00	TEH +0.00	EB-610-LLMC		MBM		01H +22.35			0.71 Vpp	158°	1	3	DGT	WJS	RES	
68	35	17	TSH -4.24	TSH +4.78	620-MRPC-3C/52 PH		NDD									68	DLR	DAL	RES
68	35	0	TEC +0.00	TEH +0.00	EB-610-LLMC		MBM		01C +29.48			1.44 Vpp	151°	1	3	DGT	RHI	RES	
70	35	17	TSH -4.24	TSH +4.90	620-MRPC-3C/52 PH		NDD									68	DLR	MAR	RES
70	35	0	TEC +0.00	TEH +0.00	EB-610-LLMC		MBM		VS3 +6.00			0.36 Vpp	158°	1	3	DGT	WJS	RES	
72	35	0	TEC +0.00	TEH +0.00	EB-610-LLMC		NDD									3	DGT	RHI	RES
72	35	17	TSH -4.00	TSH +3.70	620-MRPC-3C/52 PH		NDD									69	DLR	DAL	RES

Row	Col	Plan	Begin Test	End Test	Probe	Rstr	Ind	Pct	Location	Inch 1	Inch 2	Volts	Deg	Chan	Cal	Oprt	Anlt	Party	
76	35	0	TEC +0.00	TEH +0.00	EB-610-LLMC		NDD									3	DGT	RHI	RES
76	35	17	TSH -4.48	TSH +4.55	620-MRPC-3C/52 PH		NDD									68	DLR	DAL	RES
78	35	17	TSH -3.69	TSH +4.15	620-MRPC-3C/52 PH		NDD									69	DLR	MAR	RES
78	35	0	TEC +0.00	TEH +0.00	EB-610-LLMC		DNT		06C +25.64			7.29 Vpp	181°	1	3	DGT	WJS	RES	
84	35	0	TEC +0.00	TEH +0.00	EB-610-LLMC		NDD									3	DGT	RHI	RES
84	35	17	TSH -4.00	TSH +3.71	620-MRPC-3C/52 PH		NDD									69	DLR	DAL	RES
86	35	0	TEC +0.00	TEH +0.00	EB-610-LLMC		NDD									3	DGT	RHI	RES
86	35	17	TSH -3.70	TSH +4.12	620-MRPC-3C/52 PH		NDD									69	DLR	MAR	RES
88	35	0	TEC +0.00	TEH +0.00	EB-610-LLMC		NDD									3	DGT	RHI	RES
88	35	17	TSH -4.78	TSH +4.28	620-MRPC-3C/52 PH		NDD									68	DLR	DAL	RES
92	35	0	TEC +0.00	TEH +0.00	EB-610-LLMC		NDD									3	DGT	RHI	RES
92	35	17	TSH -3.53	TSH +4.12	620-MRPC-3C/52 PH		NDD									69	DLR	DAL	RES
96	35	17	TSH -4.50	TSH +4.56	620-MRPC-3C/52 PH		NDD									68	DLR	DAL	RES
96	35	0	TEC +0.00	TEH +0.00	EB-610-LLMC		MBM		07H +17.76			0.49 Vpp	153°	1	3	DGT	WJS	RES	
100	35	0	TEC +0.00	TEH +0.00	EB-610-LLMC		NDD									3	DGT	RHI	RES
100	35	17	TSH -4.06	TSH +3.63	620-MRPC-3C/52 PH		NDD									69	DLR	DAL	RES
102	35	17	TSH -4.05	TSH +3.83	620-MRPC-3C/52 PH		NDD									69	DLR	MAR	RES
102	35	0	TEC +0.00	TEH +0.00	EB-610-LLMC		MBM		VS4 +16.70			0.26 Vpp	126°	1	3	DGT	WJS	RES	
104	35	0	TEC +0.00	TEH +0.00	EB-610-LLMC		NDD									3	DGT	RHI	RES
104	35	17	TSH -4.70	TSH +4.38	620-MRPC-3C/52 PH		NDD									68	DLR	MAR	RES
110	35	17	TSH -4.65	TSH +4.53	620-MRPC-3C/52 PH		NDD									68	DLR	MAR	RES
110	35	0	TEC +0.00	TEH +0.00	EB-610-LLMC		DNT		DBH -0.48			20.54 Vpp	177°	M1	3	DGT	WJS	RES	
45	36	0	TEC +0.00	TEH +0.00	EB-610-LLMC		PCT	9	VS4 +0.34			0.54 Vvm		M3	3	DGT	WJS	RES	
71	36	17	TSH -0.04	TSH -0.02	620-MRPC-3C/52 PH		NT									68	DLR	DAL	RES
71	36	18	TSH -3.80	TSH +5.14	620-MRPC-3C/52 PH		NDD									88	BAD	RHI	RES
71	36	0	TEC +0.00	TEH +0.00	EB-610-LLMC		PCT	9	VS5 +0.26			0.54 Vvm		M3	3	DGT	WJS	RES	
95	36	0	TEC +0.00	TEH +0.00	EB-610-LLMC		MBM		TSC +8.06			1.20 Vpp	150°	1	3	DGT	WJS	RES	
95	36	0	TEC +0.00	TEH +0.00	EB-610-LLMC		MBM		02C +30.25			0.26 Vpp	147°	1	3	DGT	WJS	RES	
5	38	0	TEC +0.00	TEH +0.00	EB-610-LLMC		NDD									3	DGT	RHI	RES
5	38	17	TSH -3.93	TSH +5.20	620-MRPC-3C/52 PH		NDD									68	DLR	DAL	RES
9	38	0	TEC +0.00	TEH +0.00	EB-610-LLMC		NDD									3	DGT	RHI	RES
9	38	17	TSH -3.90	TSH +5.28	620-MRPC-3C/52 PH		NDD									68	DLR	DAL	RES
17	38	0	TEC +0.00	TEH +0.00	EB-610-LLMC		NDD									4	DGT	OLH	RES
17	38	17	TSH -4.31	TSH +4.84	620-MRPC-3C/52 PH		NDD									68	DLR	DAL	RES
21	38	0	TEC +0.00	TEH +0.00	EB-610-LLMC		NDD									3	DGT	RHI	RES
21	38	17	TSH -4.24	TSH +4.89	620-MRPC-3C/52 PH		NDD									68	DLR	DAL	RES
29	38	0	TEC +0.00	TEH +0.00	EB-610-LLMC		NDD									4	DGT	OLH	RES
29	38	17	TSH -4.18	TSH +5.01	620-MRPC-3C/52 PH		NDD									68	DLR	DAL	RES
33	38	0	TEC +0.00	TEH +0.00	EB-610-LLMC		NDD									3	DGT	RHI	RES
33	38	17	TSH -4.22	TSH +4.95	620-MRPC-3C/52 PH		NDD									68	DLR	DAL	RES
41	38	0	TEC +0.00	TEH +0.00	EB-610-LLMC		NDD									4	DGT	OLH	RES

Row	Col	Plan	Begin Test	End Test	Probe	Rstr	Ind	Pct	Location	Inch 1	Inch 2	Volts	Deg	Chan	Cal.	Oprt	Anlt	Party	
41	38	17	TSH	-4.20	TSH	+4.82			620-MRPC-3C/52 PH		NDD					68	DLR	MAR	RES
45	38	0	TEC	+0.00	TEH	+0.00			EB-610-LLMC		NDD					3	DGT	RHI	RES
45	38	17	TSH	-4.33	TSH	+5.34			620-MRPC-3C/52 PH		NDD					68	DLR	DAL	RES
53	38	0	TEC	+0.00	TEH	+0.00			EB-610-LLMC		NDD					4	DGT	OLH	RES
53	38	17	TSH	-4.26	TSH	+4.86			620-MRPC-3C/52 PH		NDD					68	DLR	MAR	RES
57	38	0	TEC	+0.00	TEH	+0.00			EB-610-LLMC		NDD					3	DGT	RHI	RES
57	38	17	TSH	-4.57	TSH	+4.53			620-MRPC-3C/52 PH		NDD					68	DLR	MAR	RES
65	38	0	TEC	+0.00	TEH	+0.00			EB-610-LLMC		NDD					4	DGT	OLH	RES
65	38	17	TSH	-3.96	TSH	+3.69			620-MRPC-3C/52 PH		NDD					69	DLR	DAL	RES
69	38	0	TEC	+0.00	TEH	+0.00			EB-610-LLMC		NDD					3	DGT	RHI	RES
69	38	17	TSH	-7.06	TSH	+1.96			620-MRPC-3C/52 PH		NDD					68	DLR	DAL	RES
77	38	0	TEC	+0.00	TEH	+0.00			EB-610-LLMC		NDD					4	DGT	OLH	RES
77	38	17	TSH	-6.39	TSH	+1.24			620-MRPC-3C/52 PH		NDD					69	DLR	DAL	RES
81	38	17	TSH	-5.82	TSH	+3.22			620-MRPC-3C/52 PH		NDD					68	DLR	DAL	RES
81	38	0	TEC	+0.00	TEH	+0.00			EB-610-LLMC	MBM	02C +5.71	0.55 Vpp	153°	1	3	DGT	RHI	RES	
89	38	0	TEC	+0.00	TEH	+0.00			EB-610-LLMC		NDD					4	DGT	OLH	RES
89	38	17	TSH	-4.29	TSH	+3.37			620-MRPC-3C/52 PH		NDD					69	DLR	DAL	RES
93	38	0	TEC	+0.00	TEH	+0.00			EB-610-LLMC		NDD					3	DGT	RHI	RES
93	38	17	TSH	-4.33	TSH	+4.74			620-MRPC-3C/52 PH		NDD					68	DLR	DAL	RES
101	38	0	TEC	+0.00	TEH	+0.00			EB-610-LLMC		NDD					4	DGT	OLH	RES
101	38	17	TSH	-4.31	TSH	+3.35			620-MRPC-3C/52 PH		NDD					69	DLR	DAL	RES
105	38	17	TSH	-5.30	TSH	+3.77			620-MRPC-3C/52 PH		NDD					68	DLR	DAL	RES
105	38	0	TEC	+0.00	TEH	+0.00			EB-610-LLMC	MBM	03C +0.76	0.23 Vpp	92°	M1	3	DGT	TEG	LAR	
113	38	0	TEC	+0.00	TEH	+0.00			EB-610-LLMC		NDD					3	DGT	RHI	RES
113	38	17	TSH	-4.36	TSH	+4.79			620-MRPC-3C/52 PH		NDD					68	DLR	MAR	RES
32	39	0	TEC	+0.00	TEH	+0.00			EB-610-LLMC	MBM	02C +19.74	0.35 Vpp	132°	1	3	DGT	RHI	RES	
40	39	0	TEC	+0.00	TEH	+0.00			EB-610-LLMC		NDD					3	DGT	RHI	RES
40	39	17	TSH	-4.82	TSH	+4.39			620-MRPC-3C/52 PH		NDD					68	DLR	DAL	RES
80	39	0	TEC	+0.00	TEH	+0.00			EB-610-LLMC	MBM	03H +12.69	0.45 Vpp	142°	1	3	DGT	WJS	RES	
83	40	0	TEC	+0.00	TEH	+0.00			EB-610-LLMC		NDD					3	DGT	RHI	RES
83	40	17	TSH	-4.01	TSH	+5.00			620-MRPC-3C/52 PH		NDD					68	DLR	MAR	LAR
2	41	17	TSH	-4.26	TSH	+4.84			620-MRPC-3C/52 PH		NDD					68	DLR	MAR	RES
2	41	2	TSH	-3.85	TSH	+5.18			+POINT-610-115/36/S80		NDD					96	GKW	WRH	RES
2	41	0	DBH	+0.00	TEH	+0.00			EB-610-LLMC	RST	MBM	01H +28.34	0.38 Vpp	152°	1	3	DGT	WJS	RES
2	41	5	TEC	+0.00	TEH	+0.00			EB-590-LLMC	MBM	01H +28.38	0.35 Vpp	144°	1	48	DGT	OLH	RES	
4	41	0	TEC	+0.00	TEH	+0.00			EB-610-LLMC		NDD					3	DGT	RHI	RES
4	41	17	TSH	-4.30	TSH	+4.85			620-MRPC-3C/52 PH		NDD					68	DLR	DAL	RES
6	41	0	TEC	+0.00	TEH	+0.00			EB-610-LLMC		NDD					9	BAD	RHI	RES
6	41	17	TSH	-4.01	TSH	+5.11			620-MRPC-3C/52 PH		NDD					68	DLR	DAL	RES
6	41	2	TSH	-3.66	TSH	+5.37			+POINT-610-115/36/S80		NDD					96	GKW	WRH	RES
8	41	0	TEC	+0.00	TEH	+0.00			EB-610-LLMC		NDD					9	BAD	RHI	RES

Row	Col	Plan	Begin Test	End Test	Probe	Rstr	Ind	Pct	Location	Inch 1	Inch 2	Volts	Deg	Chan	Cal	Opri	Anlt	Party	
8	41	17	TSH -3.96	TSH +5.16	620-MRPC-3C/52 PH				NDD							68	DLR	DAL	RES
10	41	0	TEC +0.00	TEH +0.00	EB-610-LLMC				NDD							10	BAD	OLH	RES
10	41	17	TSH -3.93	TSH +5.24	620-MRPC-3C/52 PH				NDD							68	DLR	DAL	RES
10	41	2	TSH -4.15	TSH +4.92	+POINT-610-115/36/S80				NDD							96	GKW	WRH	RES
12	41	0	TEC +0.00	TSH +0.00	EB-610-LLMC				NDD							9	BAD	TEG	RES
12	41	7	01H +0.00	TEH +0.00	EB-610-LLMC				NDD							46	DLR	DAL	RES
12	41	17	TSH -4.05	TSH +5.13	620-MRPC-3C/52 PH				NDD							68	DLR	DAL	RES
14	41	0	TEC +0.00	TEH +0.00	EB-610-LLMC				NDD							9	BAD	RHI	RES
14	41	17	TSH -4.39	TSH +4.74	620-MRPC-3C/52 PH				NDD							68	DLR	DAL	RES
14	41	2	TSH -3.73	TSH +5.30	+POINT-610-115/36/S80				NDD							96	GKW	WRH	RES
16	41	0	TEC +0.00	TEH +0.00	EB-610-LLMC				NDD							10	BAD	TEG	RES
16	41	17	TSH -4.26	TSH +4.89	620-MRPC-3C/52 PH				NDD							68	DLR	DAL	RES
18	41	0	TEC +0.00	TEH +0.00	EB-610-LLMC				NDD							10	BAD	OLH	RES
18	41	17	TSH -4.04	TSH +5.09	620-MRPC-3C/52 PH				NDD							68	DLR	DAL	RES
18	41	2	TSH -3.72	TSH +5.30	+POINT-610-115/36/S80				NDD							96	GKW	WRH	RES
20	41	0	TEC +0.00	TEH +0.00	EB-610-LLMC				NDD							9	BAD	RHI	RES
20	41	17	TSH -3.99	TSH +5.13	620-MRPC-3C/52 PH				NDD							68	DLR	DAL	RES
22	41	0	TEC +0.00	TEH +0.00	EB-610-LLMC				NDD							9	BAD	RHI	RES
22	41	17	TSH -4.14	TSH +4.98	620-MRPC-3C/52 PH				NDD							68	DLR	DAL	RES
22	41	2	TSH -4.06	TSH +4.96	+POINT-610-115/36/S80				NDD							96	GKW	WRH	RES
24	41	0	TEC +0.00	TEH +0.00	EB-610-LLMC				NDD							10	BAD	OLH	RES
24	41	17	TSH -4.32	TSH +4.80	620-MRPC-3C/52 PH				NDD							68	DLR	DAL	RES
26	41	0	TEC +0.00	TEH +0.00	EB-610-LLMC				NDD							10	BAD	OLH	RES
26	41	17	TSH -4.20	TSH +4.94	620-MRPC-3C/52 PH				NDD							68	DLR	DAL	RES
26	41	2	TSH -3.64	TSH +4.75	+POINT-610-115/36/S80				NDD							96	GKW	WRH	RES
28	41	0	TEC +0.00	TEH +0.00	EB-610-LLMC				NDD							9	BAD	RHI	RES
28	41	17	TSH -4.05	TSH +5.10	620-MRPC-3C/52 PH				NDD							68	DLR	DAL	RES
30	41	0	TEC +0.00	TEH +0.00	EB-610-LLMC				NDD							9	BAD	RHI	RES
30	41	17	TSH -3.43	TSH +5.69	620-MRPC-3C/52 PH				NDD							68	DLR	MAR	RES
30	41	2	TSH -3.68	TSH +3.46	+POINT-610-115/36/S80				NDD							97	GKW	WRH	RES
32	41	0	TEC +0.00	TEH +0.00	EB-610-LLMC				NDD							10	BAD	OLH	RES
32	41	17	TSH -4.28	TSH +4.85	620-MRPC-3C/52 PH				NDD							68	DLR	DAL	RES
34	41	0	TEC +0.00	TEH +0.00	EB-610-LLMC				NDD							10	BAD	OLH	RES
34	41	17	TSH -4.18	TSH +4.95	620-MRPC-3C/52 PH				NDD							68	DLR	DAL	RES
34	41	2	TSH -4.01	TSH +4.38	+POINT-610-115/36/S80				NDD							96	GKW	WRH	RES
36	41	0	TEC +0.00	TEH +0.00	EB-610-LLMC				NDD							9	BAD	RHI	RES
36	41	17	TSH -4.42	TSH +4.67	620-MRPC-3C/52 PH				NDD							68	DLR	DAL	RES
38	41	0	TEC +0.00	TEH +0.00	EB-610-LLMC				NDD							9	BAD	RHI	RES
38	41	17	TSH -3.84	TSH +5.27	620-MRPC-3C/52 PH				NDD							68	DLR	DAL	RES
38	41	2	TSH -3.21	TSH +3.93	+POINT-610-115/36/S80				NDD							97	GKW	WRH	RES
40	41	0	TEC +0.00	TEH +0.00	EB-610-LLMC				NDD							10	BAD	OLH	RES

Row	Col	Plan	Begin Test	End Test	Probe	Rstr	Ind	Pct	Location	Inch 1	Inch 2	Volts	Deg	Chan	Cal	Opri	Anlt	Party	
40	41	17	TSH -4.09	TSH +5.05	620-MRPC-3C/52 PH		NDD									68	DLR	DAL	RES
42	41	17	TSH -3.91	TSH +3.78	620-MRPC-3C/52 PH		NDD									69	DLR	DAL	RES
42	41	2	TSH -3.91	TSH +4.47	+POINT-610-115/36/S80		NDD									96	GKW	WRH	RES
42	41	0	TEC +0.00	TEH +0.00	EB-610-LLMC		PCT	10	VS4 +0.96			0.57 Vvm		M3	10	BAD	OLH	RES	
42	41	0	TEC +0.00	TEH +0.00	EB-610-LLMC		PCT	10	VS4 -0.81			0.60 Vvm		M3	10	BAD	OLH	RES	
42	41	0	TEC +0.00	TEH +0.00	EB-610-LLMC		MBM		TSH +13.02			0.36 Vpp	139°		1	10	BAD	OLH	RES
44	41	0	TEC +0.00	TEH +0.00	EB-610-LLMC		NDD									9	BAD	RHI	RES
44	41	17	TSH -4.18	TSH +4.96	620-MRPC-3C/52 PH		NDD									68	DLR	DAL	RES
46	41	0	TEC +0.00	TEH +0.00	EB-610-LLMC		NDD									9	BAD	RHI	RES
46	41	17	TSH -4.04	TSH +5.10	620-MRPC-3C/52 PH		NDD									68	DLR	DAL	RES
46	41	2	TSH -3.64	TSH +3.49	+POINT-610-115/36/S80		NDD									97	GKW	WRH	RES
48	41	0	TEC +0.00	TEH +0.00	EB-610-LLMC		NDD									10	BAD	OLH	RES
48	41	17	TSH -3.97	TSH +5.20	620-MRPC-3C/52 PH		NDD									68	DLR	DAL	RES
50	41	0	TEC +0.00	TEH +0.00	EB-610-LLMC		NDD									10	BAD	OLH	RES
50	41	17	TSH -3.30	TSH +5.90	620-MRPC-3C/52 PH		NDD									68	DLR	DAL	RES
50	41	2	TSH -3.83	TSH +4.56	+POINT-610-115/36/S80		NDD									96	GKW	WRH	RES
52	41	17	TSH -6.22	TSH +2.85	620-MRPC-3C/52 PH		NDD									68	DLR	DAL	RES
52	41	0	TEC +0.00	TEH +0.00	EB-610-LLMC		MBM		02H +8.57			0.73 Vpp	156°		1	9	BAD	RHI	RES
54	41	0	TEC +0.00	TEH +0.00	EB-610-LLMC		NDD									9	BAD	RHI	RES
54	41	17	TSH -4.09	TSH +5.08	620-MRPC-3C/52 PH		NDD									68	DLR	DAL	RES
54	41	2	TSH -3.44	TSH +3.70	+POINT-610-115/36/S80		NDD									97	GKW	WRH	RES
56	41	0	TEC +0.00	TEH +0.00	EB-610-LLMC		NDD									10	BAD	OLH	RES
56	41	17	TSH -4.25	TSH +4.94	620-MRPC-3C/52 PH		NDD									68	DLR	DAL	RES
58	41	0	TEC +0.00	TEH +0.00	EB-610-LLMC		NDD									8	DGT	OLH	RES
58	41	17	TSH -4.30	TSH +4.85	620-MRPC-3C/52 PH		NDD									68	DLR	DAL	RES
58	41	2	TSH -3.44	TSH +3.70	+POINT-610-115/36/S80		NDD									95	GKW	WRH	RES
60	41	0	TEC +0.00	TEH +0.00	EB-610-LLMC		NDD									9	BAD	RHI	RES
60	41	17	TSH -4.28	TSH +4.89	620-MRPC-3C/52 PH		NDD									68	DLR	DAL	RES
62	41	0	TEC +0.00	TEH +0.00	EB-610-LLMC		NDD									7	DGT	OLH	RES
62	41	17	TSH -4.68	TSH +4.47	620-MRPC-3C/52 PH		NDD									68	DLR	DAL	RES
62	41	2	TSH -3.49	TSH +4.91	+POINT-610-115/36/S80		NDD									94	GKW	WRH	RES
64	41	0	TEC +0.00	TEH +0.00	EB-610-LLMC		NDD									8	DGT	OLH	RES
64	41	17	TSH -3.07	TSH +6.06	620-MRPC-3C/52 PH		NDD									68	DLR	DAL	RES
66	41	0	TEC +0.00	TEH +0.00	EB-610-LLMC		NDD									8	DGT	OLH	RES
66	41	17	TSH -3.57	TSH +5.57	620-MRPC-3C/52 PH		NDD									68	DLR	DAL	RES
66	41	2	TSH -3.12	TSH +4.06	+POINT-610-115/36/S80		NDD									95	GKW	WRH	RES
68	41	0	TEC +0.00	TEH +0.00	EB-610-LLMC		NDD									7	DGT	OLH	RES
68	41	17	TSH -4.13	TSH +5.00	620-MRPC-3C/52 PH		NDD									68	DLR	DAL	RES
70	41	0	TEC +0.00	TEH +0.00	EB-610-LLMC		NDD									7	DGT	OLH	RES
70	41	17	TSH -4.78	TSH +4.21	620-MRPC-3C/52 PH		NDD									68	DLR	DAL	RES
70	41	2	TSH -4.21	TSH +4.16	+POINT-610-115/36/S80		NDD									94	GKW	WRH	RES

Row	Col	Plan	Begin Test	End Test	Probe	Rstr	Ind	Pct	Location	Inch 1	Inch 2	Volts	Deg	Chan	Cal	Opft	Anlt	Party	
72	41	0	TEC +0.00	TEH +0.00	EB-610-LLMC		NDD									6	DGT	OLH	RES
72	41	17	TSH -2.54	TSH +6.63	620-MRPC-3C/52 PH		NDD									68	DLR	DAL	RES
74	41	0	TEC +0.00	TEH +0.00	EB-610-LLMC		NDD									6	DGT	OLH	RES
74	41	17	TSH -3.77	TSH +5.41	620-MRPC-3C/52 PH		NDD									68	DLR	DAL	RES
74	41	2	TSH -3.19	TSH +3.95	+POINT-610-115/36/S80		NDD									95	GKW	WRH	RES
76	41	0	TEC +0.00	TEH +0.00	EB-610-LLMC		NDD									5	DGT	OLH	RES
76	41	17	TSH -4.41	TSH +4.75	620-MRPC-3C/52 PH		NDD									68	DLR	DAL	RES
78	41	0	TEC +0.00	TEH +0.00	EB-610-LLMC		NDD									5	DGT	OLH	RES
78	41	17	TSH -5.02	TSH +4.12	620-MRPC-3C/52 PH		NDD									68	DLR	DAL	RES
78	41	2	TSH -4.24	TSH +4.14	+POINT-610-115/36/S80		NDD									94	GKW	WRH	RES
80	41	0	TEC +0.00	TEH +0.00	EB-610-LLMC		NDD									6	DGT	OLH	RES
80	41	17	TSH -4.40	TSH +4.75	620-MRPC-3C/52 PH		NDD									68	DLR	MAR	RES
82	41	17	TSH -3.80	TSH +5.35	620-MRPC-3C/52 PH		NDD									68	DLR	MAR	RES
82	41	2	TSH -3.15	TSH +3.97	+POINT-610-115/36/S80		NDD									95	GKW	WRH	RES
82	41	0	TEC +0.00	TEH +0.00	EB-610-LLMC		MBM		TSC +19.04			0.26 Vpp	97°	1		6	DGT	WJS	RES
84	41	17	TSH -4.08	TSH +5.02	620-MRPC-3C/52 PH		NDD									68	DLR	DAL	RES
84	41	0	TEC +0.00	TEH +0.00	EB-610-LLMC		MBM		03H +22.67			0.61 Vmr	153°	1		5	DGT	WJS	RES
84	41	0	TEC +0.00	TEH +0.00	EB-610-LLMC		MBM		TSH +2.67			0.89 Vmr	161°	1		5	DGT	WJS	RES
86	41	0	TEC +0.00	TEH +0.00	EB-610-LLMC		NDD									5	DGT	OLH	RES
86	41	17	TSH -3.00	TSH +4.70	620-MRPC-3C/52 PH		NDD									69	DLR	DAL	RES
86	41	2	TSH -3.77	TSH +4.58	+POINT-610-115/36/S80		NDD									94	GKW	WRH	RES
88	41	0	TEC +0.00	TEH +0.00	EB-610-LLMC		BDA									4	DGT	OLH	RES
88	41	7	TEC +0.00	TEH +0.00	EB-610-LLMC		NDD									46	DLR	DAL	RES
88	41	17	TSH -3.94	TSH +3.73	620-MRPC-3C/52 PH		NDD									69	DLR	DAL	RES
90	41	0	TEC +0.00	TEH +0.00	EB-610-LLMC		BDA									4	DGT	OLH	RES
90	41	7	TEC +0.00	TEH +0.00	EB-610-LLMC		NDD									46	DLR	DAL	RES
90	41	17	TSH -3.64	TSH +5.39	620-MRPC-3C/52 PH		NDD									68	DLR	DAL	RES
90	41	2	TSH -3.41	TSH +3.73	+POINT-610-115/36/S80		NDD									95	GKW	WRH	RES
92	41	0	TEC +0.00	TEH +0.00	EB-610-LLMC		NDD									3	DGT	RHI	RES
92	41	17	TSH -4.36	TSH +4.64	620-MRPC-3C/52 PH		NDD									68	DLR	DAL	RES
94	41	0	TEC +0.00	TEH +0.00	EB-610-LLMC		NDD									3	DGT	RHI	RES
94	41	17	TSH -3.17	TSH +4.52	620-MRPC-3C/52 PH		NDD									69	DLR	DAL	RES
94	41	2	TSH -4.20	TSH +4.16	+POINT-610-115/36/S80		NDD									94	GKW	WRH	RES
96	41	0	TEC +0.00	TEH +0.00	EB-610-LLMC		BDA									4	DGT	OLH	RES
96	41	7	TEC +0.00	TEH +0.00	EB-610-LLMC		NDD									46	DLR	DAL	RES
96	41	17	TSH -2.56	TSH +5.14	620-MRPC-3C/52 PH		NDD									69	DLR	DAL	RES
98	41	17	TSH -3.95	TSH +5.05	620-MRPC-3C/52 PH		NDD									68	DLR	DAL	RES
98	41	2	TSH -2.90	TSH +4.20	+POINT-610-115/36/S80		NDD									95	GKW	WRH	RES
98	41	0	TEC +0.00	TEH +0.00	EB-610-LLMC		PCT	10	VS4 +0.82			0.57 Vvm	M3			4	DGT	OLH	RES
100	41	0	TEC +0.00	TEH +0.00	EB-610-LLMC		NDD									3	DGT	RHI	RES
100	41	17	TSH -4.50	TSH +4.54	620-MRPC-3C/52 PH		NDD									68	DLR	DAL	RES

Row	Col	Plan	Begin Test	End Test	Probe	Rstr	Ind	Pct	Location	Inch 1	Inch 2	Volts	Deg	Chan	Cal	Opri	Anlt	Party
102	41	0	TEC +0.00	TEH +0.00	EB-610-LLMC		NDD								3	DGT	RHI	RES
102	41	17	TSH -3.72	TSH +3.97	620-MRPC-3C/52 PH		NDD								69	DLR	DAL	RES
102	41	2	TSH -3.49	TSH +4.89	+POINT-610-115/36/S80		NDD								94	GKW	WRH	RES
104	41	0	TEC +0.00	TEH +0.00	EB-610-LLMC		BDA								4	DGT	OLH	RES
104	41	7	TEC +0.00	TEH +0.00	EB-610-LLMC		NDD								46	DLR	DAL	RES
104	41	17	TSH -2.63	TSH +5.10	620-MRPC-3C/52 PH		NDD								69	DLR	DAL	RES
106	41	0	TEC +0.00	TEH +0.00	EB-610-LLMC		NDD								4	DGT	OLH	RES
106	41	17	TSH -6.95	TSH +2.05	620-MRPC-3C/52 PH		NDD								68	DLR	DAL	RES
106	41	2	TSH -3.54	TSH +3.59	+POINT-610-115/36/S80		NDD								95	GKW	WRH	RES
108	41	0	TEC +0.00	TEH +0.00	EB-610-LLMC		NDD								3	DGT	RHI	RES
108	41	17	TSH -4.45	TSH +4.55	620-MRPC-3C/52 PH		NDD								68	DLR	DAL	RES
110	41	0	TEC +0.00	TEH +0.00	EB-610-LLMC		NDD								3	DGT	RHI	RES
110	41	17	TSH -2.85	TSH +4.84	620-MRPC-3C/52 PH		NDD								69	DLR	DAL	RES
110	41	2	TSH -4.77	TSH +3.57	+POINT-610-115/36/S80		NDD								94	GKW	WRH	RES
112	41	0	TEC +0.00	TEH +0.00	EB-610-LLMC		NDD								4	DGT	OLH	RES
112	41	17	TSH -2.65	TSH +5.08	620-MRPC-3C/52 PH		NDD								69	DLR	DAL	RES
114	41	0	TEC +0.00	TEH +0.00	EB-610-LLMC		NDD								4	DGT	OLH	RES
114	41	17	TSH -3.59	TEH +5.42	620-MRPC-3C/52 PH		NDD								68	DLR	DAL	RES
114	41	2	TSH -3.48	TSH +3.63	+POINT-610-115/36/S80		NDD								95	GKW	WRH	RES
116	41	0	TEC +0.00	TEH +0.00	EB-610-LLMC		NDD								3	DGT	RHI	RES
116	41	17	TSH -3.96	TSH +5.06	620-MRPC-3C/52 PH		NDD								68	DLR	DAL	RES
118	41	0	TEC +0.00	TEH +0.00	EB-610-LLMC		NDD								3	DGT	RHI	RES
118	41	17	TSH -2.96	TSH +6.16	620-MRPC-3C/52 PH		NDD								68	DLR	DAL	RES
118	41	2	TSH -4.07	TSH +4.36	+POINT-610-115/36/S80		NDD								94	GKW	WRH	RES
65	42	0	TEC +0.00	TEH +0.00	EB-610-LLMC		MBM		01H -0.46			0.48 Vpp	115°	M1	3	DGT	RHI	RES
107	42	0	TEC +0.00	TEH +0.00	EB-610-LLMC		PCT	15	VS4 +0.59			1.03 Vvm		M3	3	DGT	WJS	RES
107	42	0	TEC +0.00	TEH +0.00	EB-610-LLMC		PCT	12	VS2 +1.15			0.77 Vvm		M3	3	DGT	WJS	RES
107	42	0	TEC +0.00	TEH +0.00	EB-610-LLMC		PCT	10	VS2 -0.53			0.67 Vvm		M3	3	DGT	WJS	RES
46	43	0	TEC +0.00	TEH +0.00	EB-610-LLMC		MBM		01H +0.83			0.93 Vpp	135°	M1	3	DGT	WJS	RES
68	43	0	TEC +0.00	TEH +0.00	EB-610-LLMC		NDD								3	DGT	RHI	RES
68	43	17	TSH -3.22	TSH +4.49	620-MRPC-3C/52 PH		NDD								69	DLR	DAL	RES
3	44	0	OSH +0.00	TEH +0.00	EB-610-LLMC	RST	NDD								9	BAD	TEG	RES
3	44	5	TEC +0.00	TEH +0.00	EB-590-LLMC		NDD								48	DGT	OLH	RES
3	44	17	TSH -4.12	TSH +5.03	620-MRPC-3C/52 PH		NDD								68	DLR	DAL	RES
11	44	17	TSH -3.98	TSH +5.17	620-MRPC-3C/52 PH		NDD								68	DLR	DAL	RES
11	44	0	TEC +0.00	TEH +0.00	EB-610-LLMC		MBM		04H +16.51			0.35 Vpp	136°	1	9	BAD	RHI	RES
15	44	0	TEC +0.00	TEH +0.00	EB-610-LLMC		NDD								9	BAD	RHI	RES
15	44	17	TSH -4.10	TSH +5.04	620-MRPC-3C/52 PH		NDD								68	DLR	DAL	RES
23	44	0	TEC +0.00	TEH +0.00	EB-610-LLMC		NDD								9	BAD	RHI	RES
23	44	17	TSH -4.17	TSH +4.97	620-MRPC-3C/52 PH		NDD								68	DLR	DAL	RES
27	44	0	TEC +0.00	TEH +0.00	EB-610-LLMC		NDD								9	BAD	RHI	RES

Row	Col	Plan	Begin Test	End Test	Probe	Rstr	Ind	Pct	Location	Inch 1	Inch 2	Volts	Deg	Chan	Cal	Opri	Anlt	Party	
27	44	17	TSH -4.26	TSH +4.88	620-MRPC-3C/52 PH		NDD									68	DLR	DAL	RES
35	44	0	TEC +0.00	TEH +0.00	EB-610-LLMC		NDD									10	BAD	OLH	RES
35	44	17	TSH -4.19	TSH +4.93	620-MRPC-3C/52 PH		NDD									68	DLR	DAL	RES
39	44	0	TEC +0.00	TEH +0.00	EB-610-LLMC		NDD									9	BAD	RHI	RES
39	44	17	TSH -4.24	TSH +4.92	620-MRPC-3C/52 PH		NDD									68	DLR	DAL	RES
47	44	0	TEC +0.00	TEH +0.00	EB-610-LLMC		NDD									10	BAD	OLH	RES
47	44	17	TSH -3.62	TSH +5.45	620-MRPC-3C/52 PH		NDD									68	DLR	DAL	RES
51	44	0	TEC +0.00	TEH +0.00	EB-610-LLMC		NDD									9	BAD	RHI	RES
51	44	17	TSH -3.88	TSH +5.28	620-MRPC-3C/52 PH		NDD									68	DLR	DAL	RES
59	44	0	TEC +0.00	TEH +0.00	EB-610-LLMC		NDD									10	BAD	OLH	RES
59	44	17	TSH -2.73	TSH +4.97	620-MRPC-3C/52 PH		NDD									69	DLR	DAL	RES
63	44	0	TEC +0.00	TEH +0.00	EB-610-LLMC		NDD									9	BAD	RHI	RES
63	44	17	TSH -4.30	TSH +4.73	620-MRPC-3C/52 PH		NDD									68	DLR	DAL	RES
71	44	0	TEC +0.00	TEH +0.00	EB-610-LLMC		NDD									10	BAD	OLH	RES
71	44	17	TSH -2.84	TSH +4.86	620-MRPC-3C/52 PH		NDD									69	DLR	DAL	RES
75	44	0	TEC +0.00	TEH +0.00	EB-610-LLMC		NDD									9	BAD	RHI	RES
75	44	17	TSH -3.42	TSH +5.65	620-MRPC-3C/52 PH		NDD									68	DLR	DAL	RES
83	44	0	TEC +0.00	TEH +0.00	EB-610-LLMC		NDD									10	BAD	OLH	RES
83	44	17	TSH -3.79	TSH +3.88	620-MRPC-3C/52 PH		NDD									69	DLR	DAL	RES
87	44	0	TEC +0.00	TEH +0.00	EB-610-LLMC		NDD									9	BAD	RHI	RES
87	44	17	TSH -4.20	TSH +4.87	620-MRPC-3C/52 PH		NDD									68	DLR	DAL	RES
95	44	0	TEC +0.00	TEH +0.00	EB-610-LLMC		NDD									10	BAD	OLH	RES
95	44	17	TSH -3.66	TSH +4.04	620-MRPC-3C/52 PH		NDD									69	DLR	DAL	RES
99	44	0	TEC +0.00	TEH +0.00	EB-610-LLMC		NDD									9	BAD	TEG	RES
99	44	17	TSH -3.75	TSH +5.28	620-MRPC-3C/52 PH		NDD									68	DLR	DAL	RES
107	44	0	TEC +0.00	TEH +0.00	EB-610-LLMC		NDD									10	BAD	OLH	RES
107	44	17	TSH -3.34	TSH +4.39	620-MRPC-3C/52 PH		NDD									69	DLR	DAL	RES
111	44	0	TEC +0.00	TEH +0.00	EB-610-LLMC		NDD									9	BAD	RHI	RES
111	44	17	TSH -4.19	TSH +4.84	620-MRPC-3C/52 PH		NDD									68	DLR	DAL	RES
119	44	0	TEC +0.00	TEH +0.00	EB-610-LLMC		NDD									3	DGT	RHI	RES
119	44	17	TSH -4.16	TSH +4.95	620-MRPC-3C/52 PH		NDD									68	DLR	DAL	RES
80	45	0	TEC +0.00	TEH +0.00	EB-610-LLMC		PCT	18	06H +0.00			0.73 Vpp	149°	1		9	BAD	TEG	LAR
13	46	17	TSH -4.38	TSH +4.64	620-MRPC-3C/52 PH		NDD									68	DLR	DAL	RES
15	46	17	TSH -4.07	TSH +5.09	620-MRPC-3C/52 PH		NDD									68	DLR	DAL	RES
49	46	17	TSH -3.62	TSH +4.08	620-MRPC-3C/52 PH		NDD									69	DLR	DAL	RES
51	46	17	TSH -4.50	TSH +4.60	620-MRPC-3C/52 PH		NDD									70	DLR	DAL	RES
85	46	18	TSH -4.74	TSH +4.20	620-MRPC-3C/52 PH		NDD									88	BAD	RHI	RES
87	46	17	TSH -4.30	TSH +4.84	620-MRPC-3C/52 PH		NDD									70	DLR	DAL	RES
121	46	17	TSH -4.85	TSH +4.28	620-MRPC-3C/52 PH		NDD									70	DLR	DAL	RES
123	46	17	TSH -4.87	TSH +4.24	620-MRPC-3C/52 PH		NDD									70	DLR	DAL	RES
2	47	0	TEC +0.00	TEH +0.00	EB-610-LLMC		NDD									10	BAD	OLH	RES

Row	Col	Plan	Begin Test	End Test	Probe	Rstr	Ind	Pct	Location	Inch 1	Inch 2	Volts	Deg	Chan	Cal	Oppt	Anlt	Party
2	47	17	TSH	-4.30	TSH	+4.84			620-MRPC-3C/52 PH	NDD					70	DLR	DAL	RES
4	47	17	TSH	-4.18	TSH	+4.96			620-MRPC-3C/52 PH	NDD					70	DLR	DAL	RES
4	47	0	TEC	+0.00	TEH	+0.00			EB-610-LLMC	MBM	01C +19.16	0.39 Vpp	152°	1	10	BAD	OLH	RES
6	47	0	TEC	+0.00	TEH	+0.00			EB-610-LLMC	NDD					10	BAD	OLH	RES
6	47	17	TSH	-4.49	TSH	+4.62			620-MRPC-3C/52 PH	NDD					70	DLR	DAL	RES
8	47	0	TEC	+0.00	TEH	+0.00			EB-610-LLMC	NDD					9	BAD	RHI	RES
8	47	17	TSH	-4.77	TSH	+4.36			620-MRPC-3C/52 PH	NDD					70	DLR	DAL	RES
12	47	0	TEC	+0.00	TEH	+0.00			EB-610-LLMC	NDD					9	BAD	RHI	RES
12	47	17	TSH	-5.00	TSH	+4.15			620-MRPC-3C/52 PH	NDD					70	DLR	MAR	RES
16	47	0	TEC	+0.00	TEH	+0.00			EB-610-LLMC	NDD					10	BAD	TEG	RES
16	47	17	TSH	-4.37	TSH	+4.76			620-MRPC-3C/52 PH	NDD					70	DLR	DAL	RES
18	47	0	TEC	+0.00	TEH	+0.00			EB-610-LLMC	NDD					9	BAD	RHI	RES
18	47	17	TSH	-4.66	TSH	+4.46			620-MRPC-3C/52 PH	NDD					70	DLR	DAL	RES
20	47	17	TSH	-4.72	TSH	+4.41			620-MRPC-3C/52 PH	NDD					70	DLR	DAL	RES
20	47	0	TEC	+0.00	TEH	+0.00			EB-610-LLMC	MBM	02C +24.65	0.38 Vpp	149°	1	9	BAD	RHI	RES
22	47	0	TEC	+0.00	TEH	+0.00			EB-610-LLMC	NDD					10	BAD	TEG	RES
22	47	17	TSH	-4.38	TSH	+4.74			620-MRPC-3C/52 PH	NDD					70	DLR	DAL	RES
26	47	0	TEC	+0.00	TEH	+0.00			EB-610-LLMC	NDD					9	BAD	RHI	RES
26	47	17	TSH	-4.60	TSH	+4.53			620-MRPC-3C/52 PH	NDD					70	DLR	DAL	RES
28	47	0	TEC	+0.00	TEH	+0.00			EB-610-LLMC	NDD					10	BAD	TEG	RES
28	47	17	TSH	-4.47	TSH	+4.65			620-MRPC-3C/52 PH	NDD					70	DLR	DAL	RES
30	47	0	TEC	+0.00	TEH	+0.00			EB-610-LLMC	NDD					10	BAD	OLH	RES
30	47	17	TSH	-4.41	TSH	+4.71			620-MRPC-3C/52 PH	NDD					70	DLR	DAL	RES
32	47	0	TEC	+0.00	TEH	+0.00			EB-610-LLMC	NDD					9	BAD	RHI	RES
32	47	17	TSH	-4.31	TSH	+4.82			620-MRPC-3C/52 PH	NDD					70	DLR	DAL	RES
34	47	0	TEC	+0.00	TEH	+0.00			EB-610-LLMC	NDD					9	BAD	RHI	RES
34	47	17	TSH	-4.45	TSH	+4.68			620-MRPC-3C/52 PH	NDD					70	DLR	DAL	RES
36	47	17	TSH	-4.74	TSH	+4.39			620-MRPC-3C/52 PH	NDD					70	DLR	DAL	RES
36	47	0	TEC	+0.00	TEH	+0.00			EB-610-LLMC	MBM	TSC +16.69	0.67 Vpp	16°	1	10	BAD	TEG	RES
40	47	0	TEC	+0.00	TEH	+0.00			EB-610-LLMC	NDD					9	BAD	RHI	RES
40	47	17	TSH	-4.15	TSH	+4.97			620-MRPC-3C/52 PH	NDD					70	DLR	DAL	RES
42	47	0	TEC	+0.00	TEH	+0.00			EB-610-LLMC	NDD					10	BAD	TEG	RES
42	47	17	TSH	-4.61	TSH	+4.53			620-MRPC-3C/52 PH	NDD					70	DLR	DAL	RES
44	47	0	TEC	+0.00	TEH	+0.00			EB-610-LLMC	NDD					10	BAD	OLH	RES
44	47	17	TSH	-3.95	TSH	+5.19			620-MRPC-3C/52 PH	NDD					70	DLR	DAL	RES
46	47	0	TEC	+0.00	TEH	+0.00			EB-610-LLMC	NDD					9	BAD	RHI	RES
46	47	17	TSH	-4.55	TSH	+4.58			620-MRPC-3C/52 PH	NDD					70	DLR	DAL	RES
48	47	0	TEC	+0.00	TEH	+0.00			EB-610-LLMC	NDD					9	BAD	RHI	RES
48	47	17	TSH	-4.77	TSH	+4.32			620-MRPC-3C/52 PH	NDD					70	DLR	DAL	RES
52	47	17	TSH	-4.36	TSH	+4.76			620-MRPC-3C/52 PH	NDD					70	DLR	DAL	RES
54	47	0	TEC	+0.00	TEH	+0.00			EB-610-LLMC	NDD					9	BAD	RHI	RES

Row	Col	Plan	Begin Test	End Test	Probe	Rstr	Ind	Pct	Location	Inch 1	Inch 2	Volts	Deg	Chan	Cal	Oppt	Anlt	Party	
54	47	17	TSH	-4.82	TSH	+4.17			620-MRPC-3C/52 PH							70	DLR	DAL	RES
56	47	0	TEC	+0.00	TEH	+0.00			EB-610-LLMC							10	BAD	OLH	RES
56	47	17	TSH	-3.85	TSH	+5.18			620-MRPC-3C/52 PH							70	DLR	DAL	RES
58	47	0	TEC	+0.00	TEH	+0.00			EB-610-LLMC							10	BAD	OLH	RES
58	47	17	TSH	-3.06	TSH	+4.64			620-MRPC-3C/52 PH							71	DLR	DAL	RES
60	47	0	TEC	+0.00	TEH	+0.00			EB-610-LLMC							9	BAD	RHI	RES
60	47	17	TSH	-1.67	TSH	+6.03			620-MRPC-3C/52 PH							71	DLR	DAL	RES
62	47	0	TEC	+0.00	TEH	+0.00			EB-610-LLMC							9	BAD	RHI	RES
62	47	17	TSH	-3.37	TSH	+5.81			620-MRPC-3C/52 PH							70	DLR	DAL	RES
64	47	0	TEC	+0.00	TEH	+0.00			EB-610-LLMC							10	BAD	OLH	RES
64	47	17	TSH	-3.30	TSH	+5.76			620-MRPC-3C/52 PH							70	DLR	DAL	RES
68	47	0	TEC	+0.00	TEH	+0.00			EB-610-LLMC							9	BAD	RHI	RES
68	47	17	TSH	-1.11	TSH	+6.62			620-MRPC-3C/52 PH							71	DLR	DAL	RES
70	47	0	TEC	+0.00	TEH	+0.00			EB-610-LLMC							10	BAD	OLH	RES
70	47	17	TSH	-4.13	TSH	+4.91			620-MRPC-3C/52 PH							70	DLR	DAL	RES
72	47	0	TEC	+0.00	TEH	+0.00			EB-610-LLMC							10	BAD	OLH	RES
72	47	17	TSH	-4.53	TSH	+4.55			620-MRPC-3C/52 PH							70	DLR	DAL	RES
74	47	0	TEC	+0.00	TEH	+0.00			EB-610-LLMC							9	BAD	RHI	RES
74	47	17	TSH	+0.00	TSH	+0.00			620-MRPC-3C/52 PH							71	DLR	MAR	RES
74	47	18	TSH	-4.74	TSH	+4.20			620-MRPC-3C/52 PH							88	BAD	RHI	RES
76	47	0	TEC	+0.00	TEH	+0.00			EB-610-LLMC							9	BAD	RHI	RES
76	47	17	TSH	-1.06	TSH	+6.72			620-MRPC-3C/52 PH							71	DLR	DAL	RES
78	47	0	TEC	+0.00	TEH	+0.00			EB-610-LLMC							10	BAD	OLH	RES
78	47	17	TSH	-4.59	TSH	+4.56			620-MRPC-3C/52 PH							70	DLR	DAL	RES
82	47	0	TEC	+0.00	TEH	+0.00			EB-610-LLMC							9	BAD	RHI	RES
82	47	17	TSH	-4.72	TSH	+4.43			620-MRPC-3C/52 PH							70	DLR	DAL	RES
84	47	17	TSH	-4.55	TSH	+4.63			620-MRPC-3C/52 PH							70	DLR	DAL	RES
84	47	0	TEC	+0.00	TEH	+0.00			EB-610-LLMC							10	BAD	TEG	RES
88	47	0	TEC	+0.00	TEH	+0.00			EB-610-LLMC				0.63 Vpp 156°		1	9	BAD	RHI	RES
88	47	17	TSH	-4.47	TSH	+4.69			620-MRPC-3C/52 PH							70	DLR	DAL	RES
90	47	0	TEC	+0.00	TEH	+0.00			EB-610-LLMC							9	BAD	RHI	RES
90	47	17	TSH	-4.74	TSH	+4.37			620-MRPC-3C/52 PH							70	DLR	DAL	RES
92	47	0	TEC	+0.00	TEH	+0.00			EB-610-LLMC							10	BAD	OLH	RES
92	47	17	TSH	-4.12	TSH	+5.01			620-MRPC-3C/52 PH							70	DLR	DAL	RES
96	47	0	TEC	+0.00	TEH	+0.00			EB-610-LLMC							9	BAD	RHI	RES
96	47	17	TSH	-3.15	TSH	+4.54			620-MRPC-3C/52 PH							71	DLR	DAL	RES
98	47	0	TEC	+0.00	TEH	+0.00			EB-610-LLMC							10	BAD	OLH	RES
98	47	17	TSH	-3.33	TSH	+4.32			620-MRPC-3C/52 PH							71	DLR	DAL	RES
100	47	0	TEC	+0.00	TEH	+0.00			EB-610-LLMC							10	BAD	OLH	RES
100	47	17	TSH	-3.61	TSH	+5.46			620-MRPC-3C/52 PH							70	DLR	DAL	RES
102	47	0	TEC	+0.00	TEH	+0.00			EB-610-LLMC							9	BAD	RHI	RES

Row	Col	Plan	Begin Test	End Test	Probe	Rstr	Ind	Pct	Location	Inch 1	Inch 2	Volts	Deg	Chan	Cal	Opri	Anlt	Party	
102	47	17	TSH	-4.76	TSH	+4.28	620-MRPC-3C/52 PH	NDD								70	DLR	DAL	RES
104	47	0	TEC	+0.00	TEH	+0.00	EB-610-LLMC	NDD								9	BAD	RHI	RES
104	47	17	TSH	-4.11	TSH	+5.04	620-MRPC-3C/52 PH	NDD								70	DLR	DAL	RES
106	47	17	TSH	-4.57	TSH	+4.56	620-MRPC-3C/52 PH	NDD								70	DLR	DAL	RES
106	47	0	TEC	+0.00	TEH	+0.00	EB-610-LLMC	PCT	11	VS6	-0.87	0.67 Vvm		M3	10	BAD	TEG	RES	
106	47	0	TEC	+0.00	TEH	+0.00	EB-610-LLMC	PCT	12	VS4	+0.81	0.74 Vvm		M3	10	BAD	TEG	RES	
106	47	0	TEC	+0.00	TEH	+0.00	EB-610-LLMC	PCT	8	VS2	+0.87	0.46 Vvm		M3	10	BAD	TEG	RES	
110	47	0	TEC	+0.00	TEH	+0.00	EB-610-LLMC	NDD								9	BAD	RHI	RES
110	47	17	TSH	-4.29	TSH	+3.40	620-MRPC-3C/52 PH	NDD								71	DLR	DAL	RES
112	47	17	TSH	-3.62	TSH	+4.08	620-MRPC-3C/52 PH	NDD								71	DLR	DAL	RES
112	47	0	TEC	+0.00	TEH	+0.00	EB-610-LLMC	MBM		02H	+5.10	0.16 Vpp	76°		1	10	BAD	TEG	RES
114	47	0	TEC	+0.00	TEH	+0.00	EB-610-LLMC	NDD								10	BAD	OLH	RES
114	47	17	TSH	-5.05	TSH	+3.94	620-MRPC-3C/52 PH	NDD								70	DLR	DAL	RES
116	47	0	TEC	+0.00	TEH	+0.00	EB-610-LLMC	NDD								9	BAD	RHI	RES
116	47	17	TSH	-5.04	TSH	+3.95	620-MRPC-3C/52 PH	NDD								70	DLR	DAL	RES
118	47	0	TEC	+0.00	TEH	+0.00	EB-610-LLMC	NDD								9	BAD	RHI	RES
118	47	17	TSH	-4.69	TSH	+4.40	620-MRPC-3C/52 PH	NDD								70	DLR	DAL	RES
120	47	17	TSH	-4.49	TSH	+4.61	620-MRPC-3C/52 PH	NDD								70	DLR	DAL	RES
120	47	0	TEC	+0.00	TEH	+0.00	EB-610-LLMC	MBM		TSH	+4.86	0.41 Vpp	23°		1	10	BAD	TEG	RES
124	47	0	TEC	+0.00	TEH	+0.00	EB-610-LLMC	NDD								9	BAD	RHI	RES
124	47	17	TSH	-4.98	TSH	+4.11	620-MRPC-3C/52 PH	NDD								70	DLR	DAL	RES
13	48	17	TSH	-4.86	TSH	+4.28	620-MRPC-3C/52 PH	NDD								70	DLR	DAL	RES
15	48	17	TSH	-3.64	TSH	+4.05	620-MRPC-3C/52 PH	NDD								69	DLR	DAL	RES
23	48	17	TSH	-4.37	TSH	+4.74	620-MRPC-3C/52 PH	NDD								70	DLR	DAL	RES
23	48	0	TEC	+0.00	TEH	+0.00	EB-610-LLMC	DNT		VS4	+1.24	6.34 Vpp	179°		M1	9	BAD	TEG	RES
45	48	0	TEC	+0.00	TEH	+0.00	EB-610-LLMC	MBM		04H	+11.11	0.66 Vpp	168°		1	9	DGT	TEG	RES
45	48	0	TEC	+0.00	TEH	+0.00	EB-610-LLMC	PCT	28	VS4	+0.73	0.57 Vvm			M3	9	DGT	TEG	RES
45	48	0	TEC	+0.00	TEH	+0.00	EB-610-LLMC	INF		04H	+9.90	0.16 Vpp	187°		1	9	DGT	TEG	RES
49	48	17	TSH	-4.37	TSH	+4.75	620-MRPC-3C/52 PH	NDD								70	DLR	DAL	RES
51	48	17	TSH	-5.09	TSH	+3.91	620-MRPC-3C/52 PH	NDD								70	DLR	DAL	RES
85	48	17	TSH	-4.82	TSH	+4.32	620-MRPC-3C/52 PH	NDD								70	DLR	DAL	RES
87	48	17	TSH	-2.35	TSH	+5.56	620-MRPC-3C/52 PH	NDD								71	DLR	DAL	RES
121	48	17	TSH	-4.87	TSH	+4.26	620-MRPC-3C/52 PH	NDD								70	DLR	DAL	RES
123	48	17	TSH	-4.30	TSH	+4.83	620-MRPC-3C/52 PH	NDD								70	DLR	DAL	RES
76	49	0	TEC	+0.00	TEH	+0.00	EB-610-LLMC	MBM		05H	+5.28	0.29 Vpp	134°		1	10	DGT	TEG	RES
5	50	0	TEC	+0.00	TEH	+0.00	EB-610-LLMC	NDD								10	BAD	OLH	RES
5	50	17	TSH	-4.77	TSH	+4.25	620-MRPC-3C/52 PH	NDD								87	KCM	RHI	RES
9	50	0	TEC	+0.00	TEH	+0.00	EB-610-LLMC	NDD								10	BAD	OLH	RES
9	50	17	TSH	-4.64	TSH	+4.43	620-MRPC-3C/52 PH	NDD								87	KCM	RHI	RES
17	50	0	TEC	+0.00	TEH	+0.00	EB-610-LLMC	NDD								9	BAD	RHI	RES
17	50	17	TSH	-4.87	TSH	+4.20	620-MRPC-3C/52 PH	NDD								87	KCM	RHI	RES

Row	Col	Plan	Begin Test	End Test	Probe	Rstr	Ind	Pct	Location	Inch 1	Inch 2	Volts	Deg	Chan	Cal	Oprt	Anlt	Party	
21	50	0	TEC	+0.00	TEH	+0.00			EB-610-LLMC							10	BAD	TEG	RES
21	50	17	TSH	-4.76	TSH	+4.35			620-MRPC-3C/52 PH							87	KCM	RHI	RES
29	50	0	TEC	+0.00	TEH	+0.00			EB-610-LLMC							10	DGT	OLH	RES
29	50	17	TSH	-4.64	TSH	+4.43			620-MRPC-3C/52 PH							87	KCM	RHI	RES
33	50	0	TEC	+0.00	TEH	+0.00			EB-610-LLMC							9	DGT	TEG	RES
33	50	17	TSH	-5.26	TSH	+3.32			620-MRPC-3C/52 PH							107	BAD	KPH	RES
41	50	0	TEC	+0.00	TEH	+0.00			EB-610-LLMC							10	DGT	OLH	RES
41	50	17	TSH	-4.22	TSH	+2.90			620-MRPC-3C/52 PH							108	BAD	KPH	RES
45	50	0	TEC	+0.00	TEH	+0.00			EB-610-LLMC							9	DGT	RHI	RES
45	50	17	TSH	-4.96	TSH	+3.64			620-MRPC-3C/52 PH							107	BAD	TEG	RES
53	50	0	TEC	+0.00	TEH	+0.00			EB-610-LLMC							10	DGT	TEG	RES
53	50	17	TSH	-3.63	TSH	+4.07			620-MRPC-3C/52 PH							71	DLR	DAL	RES
57	50	0	TEC	+0.00	TEH	+0.00			EB-610-LLMC							9	DGT	RHI	RES
57	50	17	TSH	-0.75	TSH	+8.23			620-MRPC-3C/52 PH							70	DLR	DAL	RES
65	50	0	TEC	+0.00	TEH	+0.00			EB-610-LLMC							10	DGT	OLH	RES
65	50	17	TSH	-4.26	TSH	+3.39			620-MRPC-3C/52 PH							71	DLR	DAL	RES
69	50	0	TEC	+0.00	TEH	+0.00			EB-610-LLMC							9	DGT	RHI	RES
69	50	17	TSH	-7.96	TSH	+1.03			620-MRPC-3C/52 PH							70	DLR	DAL	RES
77	50	0	TEC	+0.00	TEH	+0.00			EB-610-LLMC							10	DGT	OLH	RES
77	50	17	TSH	-3.74	TSH	+3.96			620-MRPC-3C/52 PH							71	DLR	DAL	RES
81	50	0	TEC	+0.00	TEH	+0.00			EB-610-LLMC							9	DGT	RHI	RES
81	50	17	TSH	-4.55	TSH	+4.45			620-MRPC-3C/52 PH							70	DLR	DAL	RES
89	50	0	TEC	+0.00	TEH	+0.00			EB-610-LLMC							10	DGT	OLH	RES
89	50	17	TSH	-4.17	TSH	+3.52			620-MRPC-3C/52 PH							71	DLR	DAL	RES
93	50	0	TEC	+0.00	TEH	+0.00			EB-610-LLMC							9	DGT	RHI	RES
93	50	17	TSH	-4.46	TSH	+4.53			620-MRPC-3C/52 PH							70	DLR	DAL	RES
101	50	0	TEC	+0.00	TEH	+0.00			EB-610-LLMC							10	DGT	OLH	RES
101	50	17	TSH	-3.79	TSH	+3.91			620-MRPC-3C/52 PH							71	DLR	DAL	RES
105	50	0	TEC	+0.00	TEH	+0.00			EB-610-LLMC							9	DGT	RHI	RES
105	50	17	TSH	-4.55	TSH	+4.44			620-MRPC-3C/52 PH							70	DLR	DAL	RES
113	50	0	TEC	+0.00	TEH	+0.00			EB-610-LLMC							10	DGT	OLH	RES
113	50	17	TSH	-4.06	TSH	+3.64			620-MRPC-3C/52 PH							71	DLR	DAL	RES
117	50	0	TEC	+0.00	TEH	+0.00			EB-610-LLMC							9	DGT	RHI	RES
117	50	17	TSH	-4.64	TSH	+4.34			620-MRPC-3C/52 PH							70	DLR	DAL	RES
125	50	0	TEC	+0.00	TEH	+0.00			EB-610-LLMC							9	DGT	RHI	RES
125	50	17	TSH	-4.62	TSH	+4.49			620-MRPC-3C/52 PH							70	DLR	DAL	RES
81	52	0	TEC	+0.00	TEH	+0.00			EB-610-LLMC	MBM	01H +30.81	0.29 Vpp	152°	1	9	DGT	TEG	RES	
81	52	0	TEC	+0.00	TEH	+0.00			EB-610-LLMC	MBM	03H -1.05	1.16 Vpp	151°	1	9	DGT	TEG	RES	
2	53	0	TEC	+0.00	TEH	+0.00			EB-610-LLMC	NDD						57	MC	AJW	RES
2	53	17	TSH	-5.12	TSH	+3.94			620-MRPC-3C/52 PH	NDD						87	KCM	RHI	RES
2	53	2	TSH	-3.77	TSH	+5.22			+POINT-610-115/36/S80	NDD						96	GKW	WRH	RES

Row	Col	Plan	Begin Test	End Test	Probe	Rstr	Ind	Pct	Location	Inch 1	Inch 2	Volts	Deg	Chan	Cal	Opnt	Anlt	Party
2	53	10	TEC +0.00	TEH +0.00	EB-590-LLMC		MBM		TSC +18.15			0.13 Vpp	139°	1	49	GAC	WJS	RES
4	53	0	TEC +0.00	TEH +0.00	EB-610-LLMC		NDD								11	MC	AJW	RES
4	53	17	TSH -4.74	TSH +4.34	620-MRPC-3C/52 PH		NDD								87	KCM	RHI	RES
6	53	17	TSH -4.86	TSH +4.24	620-MRPC-3C/52 PH		NDD								87	KCM	RHI	RES
6	53	2	TSH -4.40	TSH +3.99	+POINT-610-115/36/S80		NDD								96	GKW	WRH	RES
6	53	0	TEC +0.00	TEH +0.00	EB-610-LLMC		MBM		01C +3.78			0.37 Vpp	148°	1	9	MC	RHI	RES
8	53	0	TEC +0.00	TEH +0.00	EB-610-LLMC		NDD								9	MC	RHI	RES
8	53	17	TSH -4.88	TSH +4.23	620-MRPC-3C/52 PH		NDD								87	KCM	RHI	RES
10	53	0	TEC +0.00	TEH +0.00	EB-610-LLMC		NDD								9	MC	RHI	RES
10	53	17	TSH -4.63	TSH +4.43	620-MRPC-3C/52 PH		NDD								87	KCM	RHI	RES
10	53	2	TSH -3.51	TSH +3.62	+POINT-610-115/36/S80		NDD								97	GKW	WRH	RES
12	53	0	TEC +0.00	TEH +0.00	EB-610-LLMC		NDD								9	MC	RHI	RES
12	53	17	TSH -4.91	TSH +4.19	620-MRPC-3C/52 PH		NDD								87	KCM	RHI	RES
14	53	0	TEC +0.00	TEH +0.00	EB-610-LLMC		NDD								9	MC	RHI	RES
14	53	17	TSH -4.76	TSH +4.34	620-MRPC-3C/52 PH		NDD								87	KCM	RHI	RES
14	53	2	TSH -3.65	TSH +4.74	+POINT-610-115/36/S80		NDD								96	GKW	WRH	RES
16	53	17	TSH -4.63	TSH +4.48	620-MRPC-3C/52 PH		NDD								87	KCM	RHI	RES
16	53	0	TEC +0.00	TEH +0.00	EB-610-LLMC		MBM		05C +3.80			0.38 Vpp	150°	1	9	MC	TEG	RES
16	53	0	TEC +0.00	TEH +0.00	EB-610-LLMC		MBM		05C +6.08			0.42 Vpp	164°	1	9	MC	TEG	RES
16	53	0	TEC +0.00	TEH +0.00	EB-610-LLMC		MBM		03H +32.94			0.32 Vpp	156°	1	9	MC	TEG	RES
16	53	0	TEC +0.00	TEH +0.00	EB-610-LLMC		MBM		03H +2.84			0.43 Vpp	149°	1	9	MC	TEG	RES
16	53	0	TEC +0.00	TEH +0.00	EB-610-LLMC		MBM		TSH +17.87			0.32 Vpp	152°	1	9	MC	TEG	RES
18	53	0	TEC +0.00	TEH +0.00	EB-610-LLMC		NDD								9	MC	RHI	RES
18	53	17	TSH -4.51	TSH +4.60	620-MRPC-3C/52 PH		NDD								87	KCM	RHI	RES
18	53	2	TSH -3.39	TSH +3.71	+POINT-610-115/36/S80		NDD								97	GKW	WRH	RES
20	53	0	TEC +0.00	TEH +0.00	EB-610-LLMC		NDD								9	MC	RHI	RES
20	53	17	TSH -4.48	TSH +4.68	620-MRPC-3C/52 PH		NDD								87	KCM	RHI	RES
22	53	0	TEC +0.00	TEH +0.00	EB-610-LLMC		NDD								9	MC	RHI	RES
22	53	17	TSH -4.46	TSH +4.69	620-MRPC-3C/52 PH		NDD								87	KCM	RHI	RES
22	53	2	TSH -4.34	TSH +4.03	+POINT-610-115/36/S80		NDD								96	GKW	WRH	RES
24	53	0	TEC +0.00	TEH +0.00	EB-610-LLMC		NDD								9	MC	RHI	RES
24	53	17	TSH -3.84	TSH +4.02	620-MRPC-3C/52 PH		NDD								86	KCM	RHI	RES
26	53	0	TEC +0.00	TEH +0.00	EB-610-LLMC		NDD								10	MC	OLH	RES
26	53	17	TSH -3.85	TSH +4.05	620-MRPC-3C/52 PH		NDD								86	KCM	RHI	RES
26	53	2	TSH -3.80	TSH +3.28	+POINT-610-115/36/S80		NDD								97	GKW	WRH	RES
28	53	0	TEC +0.00	TEH +0.00	EB-610-LLMC		NDD								9	MC	RHI	RES
28	53	17	TSH -4.34	TSH +4.73	620-MRPC-3C/52 PH		NDD								87	BAD	RHI	RES
30	53	0	TEC +0.00	TEH +0.00	EB-610-LLMC		NDD								9	MC	RHI	RES
30	53	2	TSH -4.17	TSH +4.23	+POINT-610-115/36/S80		NDD								98	BAD	JJC	RES
30	53	17	TSH -4.62	TSH +2.56	620-MRPC-3C/52 PH		NDD								108	BAD	KPH	RES
32	53	0	TEC +0.00	TEH +0.00	EB-610-LLMC		NDD								10	MC	OLH	RES

Row	Col	Plan	Begin Test	End Test	Probe	Rstr	Ind	Pct	Location	Inch 1	Inch 2	Volts	Deg	Chan	Cal	Oprt	Anlt	Party
32	53	17	TSH -4.87	TSH +2.27	620-MRPC-3C/52 PH		NDD								108	BAD	KPH	RES
34	53	0	TEC +0.00	TEH +0.00	EB-610-LLMC		NDD								10	MC	OLH	RES
34	53	2	TSH -4.14	TSH +2.99	+POINT-610-115/36/S80		NDD								100	BAD	JJC	RES
34	53	17	TSH -4.79	TSH +3.84	620-MRPC-3C/52 PH		NDD								107	BAD	KPH	RES
36	53	0	TEC +0.00	TEH +0.00	EB-610-LLMC		NDD								9	MC	RHI	RES
36	53	17	TSH -4.83	TSH +3.80	620-MRPC-3C/52 PH		NDD								107	BAD	KPH	RES
38	53	0	TEC +0.00	TEH +0.00	EB-610-LLMC		NDD								9	MC	RHI	RES
38	53	2	TSH -4.66	TSH +3.77	+POINT-610-115/36/S80		NDD								98	BAD	JJC	RES
38	53	17	TSH -4.16	TSH +2.97	620-MRPC-3C/52 PH		NDD								108	BAD	KPH	RES
40	53	0	TEC +0.00	TEH +0.00	EB-610-LLMC		NDD								10	MC	OLH	RES
40	53	17	TSH -4.92	TSH +2.21	620-MRPC-3C/52 PH		NDD								108	BAD	KPH	RES
42	53	2	TSH -3.59	TSH +3.59	+POINT-610-115/36/S80		NDD								100	BAD	JJC	RES
42	53	17	TSH -4.81	TSH +3.82	620-MRPC-3C/52 PH		NDD								107	BAD	KPH	RES
42	53	0	TEC +0.00	TEH +0.00	EB-610-LLMC		MBM		02C +18.82			0.52 Vpp 161°		1	10	MC	TEG	RES
44	53	17	TSH -5.61	TSH +3.01	620-MRPC-3C/52 PH		NDD								107	BAD	KPH	RES
44	53	0	TEC +0.00	TEH +0.00	EB-610-LLMC		MBM		04C +7.75			0.50 Vpp 160°		1	9	MC	TEG	RES
46	53	0	TEC +0.00	TEH +0.00	EB-610-LLMC		NDD								9	MC	RHI	RES
46	53	2	TSH -4.18	TSH +4.30	+POINT-610-115/36/S80		NDD								98	BAD	JJC	RES
46	53	17	TSH -4.07	TSH +3.06	620-MRPC-3C/52 PH		NDD								108	BAD	KPH	RES
48	53	0	TEC +0.00	TEH +0.00	EB-610-LLMC		NDD								10	MC	OLH	RES
48	53	17	TSH -4.92	TSH +3.32	620-MRPC-3C/52 PH		NDD								108	BAD	KPH	RES
50	53	0	TEC +0.00	TEH +0.00	EB-610-LLMC		NDD								10	MC	OLH	RES
50	53	2	TSH -3.90	TSH +3.28	+POINT-610-115/36/S80		NDD								100	BAD	JJC	RES
50	53	17	TSH -4.19	TSH +4.40	620-MRPC-3C/52 PH		NDD								107	BAD	KPH	RES
52	53	0	TEC +0.00	TEH +0.00	EB-610-LLMC		NDD								9	MC	RHI	RES
52	53	17	TSH -4.85	TSH +4.38	620-MRPC-3C/52 PH		NDD								107	BAD	KPH	RES
54	53	0	TEC +0.00	TEH +0.00	EB-610-LLMC		NDD								9	MC	TEG	RES
54	53	2	TSH -4.71	TSH +3.76	+POINT-610-115/36/S80		NDD								98	BAD	JJC	RES
54	53	17	TSH -4.70	TSH +3.89	620-MRPC-3C/52 PH		NDD								107	BAD	KPH	RES
56	53	0	TEC +0.00	TEH +0.00	EB-610-LLMC		NDD								9	MC	RHI	RES
56	53	17	TSH -5.36	TSH +3.18	620-MRPC-3C/52 PH		NDD								107	BAD	KPH	RES
58	53	0	TEC +0.00	TEH +0.00	EB-610-LLMC		NDD								10	MC	TEG	RES
58	53	17	TSH -4.82	TSH +4.32	620-MRPC-3C/52 PH		NDD								70	DLR	DAL	RES
58	53	2	TSH -3.55	TSH +3.58	+POINT-610-115/36/S80		NDD								100	BAD	JJC	RES
60	53	0	TEH +0.00	TEH +0.00	EB-610-LLMC		NT								9	MC	RHI	RES
60	53	7	TEC +0.00	TEH +0.00	EB-610-LLMC		NDD								46	DLR	DAL	RES
60	53	17	TSH -4.27	TSH +4.88	620-MRPC-3C/52 PH		NDD								70	DLR	DAL	RES
62	53	0	TEC +0.00	TEH +0.00	EB-610-LLMC		NDD								9	MC	RHI	RES
62	53	17	TSH -4.68	TSH +4.41	620-MRPC-3C/52 PH		NDD								70	DLR	DAL	RES
62	53	2	TSH -4.66	TSH +3.80	+POINT-610-115/36/S80		NDD								98	BAD	JJC	RES
64	53	0	TEC +0.00	TEH +0.00	EB-610-LLMC		NDD								10	DGT	OLH	RES

Row	Col	Plan	Begin Test	End Test	Probe	Rstr	Ind	Pct	Location	Inch 1	Inch 2	Volts	Deg	Chan	Cal	Oprt	Anlt	Party	
64	53	17	TSH	-4.06	TSH	+5.08			620-MRPC-3C/52 PH	NDD						70	DLR	DAL	RES
66	53	0	TEC	+0.00	TEH	+0.00			EB-610-LLMC	NDD						10	DGT	OLH	RES
66	53	17	TSH	+0.00	TSH	+0.00			620-MRPC-3C/52 PH	BDA						70	DLR	MAR	RES
66	53	18	TSH	-4.28	TSH	+4.71			620-MRPC-3C/52 PH	NDD						88	BAD	RHI	RES
66	53	2	TSH	-3.65	TSH	+3.45			+POINT-610-115/36/S80	NDD						100	BAD	JJC	RES
68	53	0	TEC	+0.00	TEH	+0.00			EB-610-LLMC	NDD						9	DGT	RHI	RES
68	53	17	TSH	-4.08	TSH	+5.10			620-MRPC-3C/52 PH	NDD						70	DLR	DAL	RES
70	53	0	TEC	+0.00	TEH	+0.00			EB-610-LLMC	NDD						9	DGT	RHI	RES
70	53	17	TSH	-4.24	TSH	+4.93			620-MRPC-3C/52 PH	NDD						70	DLR	DAL	RES
70	53	2	TSH	-3.84	TSH	+4.62			+POINT-610-115/36/S80	NDD						98	BAD	JJC	RES
72	53	17	TSH	-3.98	TSH	+5.18			620-MRPC-3C/52 PH	NDD						70	DLR	DAL	RES
72	53	0	TEC	+0.00	TEH	+0.00			EB-610-LLMC	MBM	01H +14.30	0.31 Vpp	48°	1	10	DGT	OLH	RES	
74	53	0	TEC	+0.00	TEH	+0.00			EB-610-LLMC	NDD						10	DGT	OLH	RES
74	53	17	TSH	-4.83	TSH	+4.33			620-MRPC-3C/52 PH	NDD						70	DLR	DAL	RES
74	53	2	TSH	-4.67	TSH	+3.71			+POINT-610-115/36/S80	NDD						98	BAD	JJC	RES
76	53	0	TEC	+0.00	TEH	+0.00			EB-610-LLMC	NDD						9	DGT	TEG	RES
76	53	17	TSH	-2.81	TSH	+4.89			620-MRPC-3C/52 PH	NDD						71	DLR	DAL	RES
78	53	0	TEC	+0.00	TEH	+0.00			EB-610-LLMC	NDD						9	DGT	RHI	RES
78	53	17	TSH	-1.18	TSH	+8.13			620-MRPC-3C/52 PH	NDD						70	DLR	DAL	RES
78	53	2	TSH	-3.20	TSH	+3.90			+POINT-610-115/36/S80	NDD						95	GKW	WRH	RES
80	53	17	TSH	-3.72	TSH	+5.31			620-MRPC-3C/52 PH	NDD						70	DLR	DAL	RES
80	53	0	TEC	+0.00	TEH	+0.00			EB-610-LLMC	MBM	01H +32.83	0.46 Vpp	156°	1	10	DGT	OLH	RES	
82	53	0	TEC	+0.00	TEH	+0.00			EB-610-LLMC	NDD						10	DGT	OLH	RES
82	53	17	TSH	-4.43	TSH	+3.27			620-MRPC-3C/52 PH	NDD						71	DLR	DAL	RES
82	53	2	TSH	-3.55	TSH	+4.84			+POINT-610-115/36/S80	NDD						94	GKW	WRH	RES
84	53	17	TSH	-4.13	TSH	+3.53			620-MRPC-3C/52 PH	NDD						71	DLR	DAL	RES
84	53	0	TEC	+0.00	TEH	+0.00			EB-610-LLMC	MBM	01C +0.22	0.35 Vpp	74°	M1	9	DGT	TEG	RES	
84	53	0	TEC	+0.00	TEH	+0.00			EB-610-LLMC	MBM	TSH +0.87	0.37 Vpp	155°	1	9	DGT	TEG	RES	
86	53	0	TEC	+0.00	TEH	+0.00			EB-610-LLMC	NDD						9	DGT	RHI	RES
86	53	17	TSH	-4.39	TSH	+4.63			620-MRPC-3C/52 PH	NDD						70	DLR	DAL	RES
86	53	2	TSH	-3.42	TSH	+3.72			+POINT-610-115/36/S80	NDD						95	GKW	WRH	RES
88	53	0	TEC	+0.00	TEH	+0.00			EB-610-LLMC	NDD						10	DGT	OLH	RES
88	53	17	TSH	-4.55	TSH	+4.49			620-MRPC-3C/52 PH	NDD						70	DLR	DAL	RES
90	53	0	TEC	+0.00	TEH	+0.00			EB-610-LLMC	NDD						10	DGT	OLH	RES
90	53	17	TSH	-2.39	TSH	+5.31			620-MRPC-3C/52 PH	NDD						71	DLR	DAL	RES
90	53	2	TSH	-4.17	TSH	+4.22			+POINT-610-115/36/S80	NDD						94	GKW	WRH	RES
92	53	17	TSH	-0.13	TSH	+7.61			620-MRPC-3C/52 PH	NDD						71	DLR	DAL	RES
92	53	0	TEC	+0.00	TEH	+0.00			EB-610-LLMC	MBM	TSH +13.93	0.54 Vpp	165°	1	9	DGT	TEG	RES	
94	53	0	TEC	+0.00	TEH	+0.00			EB-610-LLMC	NDD						9	DGT	RHI	RES
94	53	17	TSH	-1.37	TSH	+7.70			620-MRPC-3C/52 PH	NDD						70	DLR	DAL	RES
94	53	2	TSH	-3.08	TSH	+4.05			+POINT-610-115/36/S80	NDD						95	GKW	WRH	RES

Row	Col	Plan	Begin Test	End Test	Probe	Rstr	Ind	Pct	Location	Inch 1	Inch 2	Volts	Deg	Chan	Cal	Oprt	Anlt	Party	
96	53	0	TEC +0.00	TEH +0.00	EB-610-LLMC											10	DGT	OLH	RES
96	53	17	TSH -1.74	TSH +7.33	620-MRPC-3C/52 PH											70	DLR	DAL	RES
98	53	0	TEC +0.00	TEH +0.00	EB-610-LLMC											10	DGT	OLH	RES
98	53	17	TSH -1.13	TSH +6.61	620-MRPC-3C/52 PH											71	DLR	DAL	RES
98	53	2	TSH -3.80	TSH +4.63	+POINT-610-115/36/S80											94	GKW	WRH	RES
100	53	0	TEC +0.00	TEH +0.00	EB-610-LLMC											9	DGT	RHI	RES
100	53	17	TSH -0.97	TSH +6.75	620-MRPC-3C/52 PH											71	DLR	DAL	RES
102	53	17	TSH -3.65	TSH +5.39	620-MRPC-3C/52 PH											70	DLR	DAL	RES
102	53	0	TEC +0.00	TEH +0.00	EB-610-LLMC				01H +22.11			0.38 Vpp	153°		1	9	DGT	TEG	RES
104	53	0	TEC +0.00	TEH +0.00	EB-610-LLMC											10	DGT	OLH	RES
104	53	17	TSH -2.69	TSH +6.38	620-MRPC-3C/52 PH											70	DLR	DAL	RES
106	53	0	TEC +0.00	TEH +0.00	EB-610-LLMC											10	DGT	OLH	RES
106	53	17	TSH -1.77	TSH +5.93	620-MRPC-3C/52 PH											71	DLR	DAL	RES
106	53	2	TSH -3.74	TSH +3.36	+POINT-610-115/36/S80											95	GKW	WRH	RES
108	53	0	TEC +0.00	TEH +0.00	EB-610-LLMC											9	DGT	RHI	RES
108	53	17	TSH -2.86	TSH +4.84	620-MRPC-3C/52 PH											71	DLR	DAL	RES
110	53	0	TEC +0.00	TEH +0.00	EB-610-LLMC											9	DGT	RHI	RES
110	53	17	TSH -4.98	TSH +4.05	620-MRPC-3C/52 PH											70	DLR	DAL	RES
110	53	2	TSH -4.31	TSH +4.09	+POINT-610-115/36/S80											94	GKW	WRH	RES
112	53	0	TEC +0.00	TEH +0.00	EB-610-LLMC											9	DGT	RHI	RES
112	53	17	TSH -4.69	TSH +4.33	620-MRPC-3C/52 PH											70	DLR	DAL	RES
114	53	0	TEC +0.00	TEH +0.00	EB-610-LLMC											9	DGT	RHI	RES
114	53	17	TSH -3.60	TSH +4.09	620-MRPC-3C/52 PH											71	DLR	DAL	RES
114	53	2	TSH -3.07	TSH +4.02	+POINT-610-115/36/S80											95	GKW	WRH	RES
116	53	0	TEC +0.00	TEH +0.00	EB-610-LLMC											9	DGT	RHI	RES
116	53	17	TSH -2.98	TSH +4.71	620-MRPC-3C/52 PH											71	DLR	DAL	RES
118	53	0	TEC +0.00	TEH +0.00	EB-610-LLMC											9	DGT	RHI	RES
118	53	17	TSH -4.10	TSH +4.92	620-MRPC-3C/52 PH											70	DLR	DAL	RES
118	53	2	TSH -4.23	TSH +4.20	+POINT-610-115/36/S80											94	GKW	WRH	RES
120	53	0	TEC +0.00	TEH +0.00	EB-610-LLMC											9	DGT	RHI	RES
120	53	17	TSH -3.88	TSH +5.15	620-MRPC-3C/52 PH											70	DLR	DAL	RES
122	53	0	TEC +0.00	TEH +0.00	EB-610-LLMC											10	DGT	OLH	RES
122	53	17	TSH -2.96	TSH +4.73	620-MRPC-3C/52 PH											71	DLR	DAL	RES
122	53	2	TSH -3.71	TSH +3.35	+POINT-610-115/36/S80											95	GKW	WRH	RES
124	53	0	TEC +0.00	TEH +0.00	EB-610-LLMC											10	DGT	OLH	RES
124	53	17	TSH -3.89	TSH +3.77	620-MRPC-3C/52 PH											71	DLR	DAL	RES
126	53	0	TEC +0.00	TEH +0.00	EB-610-LLMC											9	DGT	RHI	RES
126	53	17	TSH -5.11	TSH +3.92	620-MRPC-3C/52 PH											70	DLR	DAL	RES
126	53	2	TSH -4.17	TSH +4.23	+POINT-610-115/36/S80											94	GKW	WRH	RES
128	53	0	TEC +0.00	TEH +0.00	EB-610-LLMC											9	DGT	RHI	RES
128	53	17	TSH -4.83	TSH +4.16	620-MRPC-3C/52 PH											70	DLR	DAL	RES

Row	Col	Plan	Begin Test	End Test	Probe	Rstr	Ind	Pct	Location	Inch 1	Inch 2	Volts	Deg	Chan	Cal	Oprt	Anlt	Party	
66	55	0	TEC +0.00	TEH +0.00	EB-610-LLMC		MBM		01H +0.51			0.62 Vpp	148°	M1	9	DGT	RHI	RES	
76	55	0	TEC +0.00	TEH +0.00	EB-610-LLMC		MBM		01H +15.13			0.73 Vpp	139°	1	9	DGT	RHI	RES	
130	55	3	TEC +0.00	TEH +0.00	EB-610-LLMC		DNT		08H +25.09			11.47 Vpp	179°	M1	41	GAC	TEG	RES	
130	55	3	TEC +0.00	TEH +0.00	EB-610-LLMC		DNT		08H +15.81			7.06 Vpp	178°	1	41	GAC	TEG	RES	
3	56	0	OSH +0.00	TEH +0.00	EB-610-LLMC	RST	NDD									11	MC	AJW	RES
3	56	5	TEC +0.00	TEH +0.00	EB-590-LLMC		NDD									48	DGT	OLH	RES
3	56	17	TSH -4.66	TSH +4.46	620-MRPC-3C/52 PH		NDD									87	KCM	RHI	RES
11	56	0	TEC +0.00	TEH +0.00	EB-610-LLMC		NDD									9	MC	RHI	RES
11	56	17	TSH -3.98	TSH +3.93	620-MRPC-3C/52 PH		NDD									86	KCM	RHI	RES
27	56	0	TEC +0.00	TEH +0.00	EB-610-LLMC		NDD									11	MC	AJW	RES
27	56	17	TSH -4.21	TSH +4.91	620-MRPC-3C/52 PH		NDD									87	BAD	MAR	RES
35	56	0	TEC +0.00	TEH +0.00	EB-610-LLMC		NDD									11	MC	AJW	RES
35	56	17	TSH -5.13	TSH +3.38	620-MRPC-3C/52 PH		NDD									107	BAD	KPH	RES
51	56	0	TEC +0.00	TEH +0.00	EB-610-LLMC		NDD									11	MC	AJW	RES
51	56	17	TSH -5.45	TSH +3.09	620-MRPC-3C/52 PH		NDD									107	BAD	KPH	RES
59	56	0	TEC +0.00	TEH +0.00	EB-610-LLMC		NDD									11	MC	AJW	RES
59	56	17	TSH -4.82	TSH +4.34	620-MRPC-3C/52 PH		NDD									70	DLR	DAL	RES
75	56	0	TEC +0.00	TEH +0.00	EB-610-LLMC		NDD									9	DGT	RHI	RES
75	56	17	TSH -4.75	TSH +4.40	620-MRPC-3C/52 PH		NDD									70	DLR	DAL	RES
83	56	17	TSH -3.75	TSH +5.39	620-MRPC-3C/52 PH		NDD									70	DLR	DAL	RES
83	56	0	TEC +0.00	TEH +0.00	EB-610-LLMC		MBM		06H +18.23			0.44 Vpp	145°	1	9	DGT	RHI	RES	
99	56	0	TEC +0.00	TEH +0.00	EB-610-LLMC		NDD									9	DGT	RHI	RES
99	56	17	TSH -4.39	TSH +4.76	620-MRPC-3C/52 PH		NDD									70	DLR	DAL	RES
107	56	0	TEC +0.00	TEH +0.00	EB-610-LLMC		NDD									9	DGT	RHI	RES
107	56	17	TSH -4.51	TSH +4.65	620-MRPC-3C/52 PH		NDD									70	DLR	DAL	RES
123	56	0	TEC +0.00	TEH +0.00	EB-610-LLMC		NDD									9	DGT	RHI	RES
123	56	17	TSH -4.92	TSH +4.20	620-MRPC-3C/52 PH		NDD									70	DLR	DAL	RES
130	57	3	TEC +0.00	TEH +0.00	EB-610-LLMC		NDD									41	GAC	OLH	RES
89	58	0	TEC +0.00	TEH +0.00	EB-610-LLMC		NDD									9	DGT	RHI	RES
89	58	17	TSH -4.95	TSH +4.20	620-MRPC-3C/52 PH		NDD									70	DGT	MAR	RES
131	58	3	TEC +0.00	TEH +0.00	EB-610-LLMC		NDD									42	GAC	RHI	RES
2	59	10	TEC +0.00	TEH +0.00	EB-590-LLMC		NDD									49	GAC	OLH	RES
2	59	0	TEC +0.00	TEH +0.00	EB-610-LLMC		NDD									57	MC	AJW	RES
2	59	17	TSH -4.63	TSH +4.44	620-MRPC-3C/52 PH		NDD									87	KCM	RHI	RES
4	59	0	TEC +0.00	TEH +0.00	EB-610-LLMC		NDD									9	MC	AJW	RES
4	59	17	TSH -3.71	TSH +4.24	620-MRPC-3C/52 PH		NDD									86	KCM	RHI	RES
6	59	0	TEC +0.00	TEH +0.00	EB-610-LLMC		NDD									9	MC	RHI	RES
6	59	17	TSH -3.61	TSH +4.33	620-MRPC-3C/52 PH		NDD									86	KCM	RHI	RES
8	59	0	TEC +0.00	TEH +0.00	EB-610-LLMC		NDD									9	MC	RHI	RES
8	59	17	TSH -3.70	TSH +3.53	620-MRPC-3C/52 PH		NDD									86	KCM	RHI	RES
12	59	0	TEC +0.00	TEH +0.00	EB-610-LLMC		NDD									9	MC	AJW	RES

Row	Col	Plan	Begin Test	End Test	Probe	Rstr	Ind	Pct	Location	Inch 1	Inch 2	Volts	Deg	Chan	Cal	Oppt	Anlt	Party
12	59	17	TSH -4.55	TSH +4.60	620-MRPC-3C/52 PH		NDD								87	BAD	MAR	RES
14	59	0	TEC +0.00	TEH +0.00	EB-610-LLMC		NDD								9	MC	AJW	RES
14	59	17	TSH -4.64	TSH +4.54	620-MRPC-3C/52 PH		NDD								87	BAD	MAR	RES
16	59	0	TEC +0.00	TEH +0.00	EB-610-LLMC		NDD								9	MC	AJW	RES
16	59	17	TSH -3.26	TSH +4.67	620-MRPC-3C/52 PH		NDD								86	BAD	RHI	RES
18	59	0	TEC +0.00	TEH +0.00	EB-610-LLMC		NDD								9	MC	AJW	RES
18	59	17	TSH -4.01	TSH +3.92	620-MRPC-3C/52 PH		NDD								86	BAD	RHI	RES
20	59	0	TEC +0.00	TEH +0.00	EB-610-LLMC		NDD								9	MC	AJW	RES
20	59	17	TSH -3.93	TSH +5.17	620-MRPC-3C/52 PH		NDD								87	BAD	MAR	RES
22	59	0	TEC +0.00	TEH +0.00	EB-610-LLMC		NDD								9	MC	AJW	RES
22	59	17	TSH -4.08	TSH +5.08	620-MRPC-3C/52 PH		NDD								87	BAD	MAR	RES
26	59	0	TEC +0.00	TEH +0.00	EB-610-LLMC		NDD								11	MC	AJW	RES
26	59	17	TSH -3.75	TSH +4.19	620-MRPC-3C/52 PH		NDD								86	BAD	RHI	RES
28	59	0	TEC +0.00	TEH +0.00	EB-610-LLMC		NDD								11	MC	AJW	RES
28	59	17	TSH -4.02	TSH +5.13	620-MRPC-3C/52 PH		NDD								87	BAD	MAR	RES
30	59	0	TEC +0.00	TEH +0.00	EB-610-LLMC		NDD								11	MC	AJW	RES
30	59	17	TSH -3.76	TSH +4.78	620-MRPC-3C/52 PH		NDD								107	BAD	KPH	RES
32	59	0	TEC +0.00	TEH +0.00	EB-610-LLMC		NDD								11	MC	AJW	RES
32	59	17	TSH -3.84	TSH +4.66	620-MRPC-3C/52 PH		NDD								107	BAD	KPH	RES
34	59	0	TEC +0.00	TEH +0.00	EB-610-LLMC		NDD								11	MC	AJW	RES
34	59	17	TSH -5.27	TSH +3.27	620-MRPC-3C/52 PH		NDD								107	BAD	KPH	RES
36	59	0	TEC +0.00	TEH +0.00	EB-610-LLMC		NDD								12	MC	DAL	RES
36	59	17	TSH -4.22	TSH +4.36	620-MRPC-3C/52 PH		NDD								107	BAD	KPH	RES
40	59	0	TEC +0.00	TEH +0.00	EB-610-LLMC		NDD								11	MC	AJW	RES
40	59	17	TSH -4.33	TSH +3.12	620-MRPC-3C/52 PH		NDD								108	BAD	KPH	RES
42	59	0	TEC +0.00	TEH +0.00	EB-610-LLMC		NDD								12	MC	DAL	RES
42	59	17	TSH -4.14	TSH +3.35	620-MRPC-3C/52 PH		NDD								108	BAD	KPH	RES
44	59	17	TSH -5.03	TSH +3.51	620-MRPC-3C/52 PH		NDD								107	BAD	KPH	RES
44	59	0	TEC +0.00	TEH +0.00	EB-610-LLMC		MBM	01H	+3.66			0.59 Vpp	155°	1	12	MC	DAL	RES
46	59	0	TEC +0.00	TEH +0.00	EB-610-LLMC		NDD								11	MC	TEG	RES
46	59	17	TSH -4.81	TSH +3.81	620-MRPC-3C/52 PH		NDD								107	BAD	KPH	RES
48	59	0	TEC +0.00	TEH +0.00	EB-610-LLMC		NDD								11	MC	AJW	RES
48	59	17	TSH -4.98	TSH +3.56	620-MRPC-3C/52 PH		NDD								107	BAD	KPH	RES
50	59	17	TSH -3.69	TSH +3.79	620-MRPC-3C/52 PH		NDD								108	BAD	KPH	RES
50	59	0	TEC +0.00	TEH +0.00	EB-610-LLMC		MBM	06C	+3.03			0.21 Vpp	137°	1	12	MC	TEG	RES
54	59	0	TEC +0.00	TEH +0.00	EB-610-LLMC		NDD								11	MC	AJW	RES
54	59	17	TSH -4.64	TSH +3.96	620-MRPC-3C/52 PH		NDD								107	BAD	KPH	RES
56	59	0	TEC +0.00	TEH +0.00	EB-610-LLMC		NDD								12	MC	DAL	RES
56	59	17	TSH -4.77	TSH +3.77	620-MRPC-3C/52 PH		NDD								107	BAD	KPH	RES
58	59	0	TEC +0.00	TEH +0.00	EB-610-LLMC		NDD								12	MC	DAL	RES
58	59	17	TSH -5.56	TSH +2.98	620-MRPC-3C/52 PH		NDD								107	BAD	KPH	RES

Row	Col	Plan	Begin Test	End Test	Probe	Rstr	Ind	Pct	Location	Inch 1	Inch 2	Volts	Deg	Chan	Cal	Oprt	Anlt	Party	
60	59	0	TEC	+0.00	TEH	+0.00			EB-610-LLMC							11	MC	AJW	RES
60	59	17	TSH	-5.16	TSH	+3.92			620-MRPC-3C/52 PH							73	BAD	RHI	RES
62	59	0	TEC	+0.00	TEH	+0.00			EB-610-LLMC							11	MC	AJW	RES
62	59	17	TSH	-7.44	TSH	+2.19			620-MRPC-3C/52 PH							73	BAD	MAR	RES
64	59	7	01H	+0.00	TEH	+0.00			EB-610-LLMC							46	DLR	DAL	RES
64	59	17	TSH	-4.82	TSH	+4.25			620-MRPC-3C/52 PH							73	BAD	RHI	RES
64	59	0	TEC	+0.00	TSH	+0.00			EB-610-LLMC	TSC +20.83		0.32 Vpp	150°	1	12	MC	TEG	RES	
68	59	0	TEC	+0.00	TEH	+0.00			EB-610-LLMC							11	MC	AJW	RES
68	59	17	TSH	-4.51	TSH	+4.59			620-MRPC-3C/52 PH							73	BAD	RHI	RES
70	59	0	TEC	+0.00	TEH	+0.00			EB-610-LLMC							12	MC	DAL	RES
70	59	17	TSH	-4.67	TSH	+4.44			620-MRPC-3C/52 PH							73	BAD	RHI	RES
72	59	0	TEC	+0.00	TEH	+0.00			EB-610-LLMC							12	MC	DAL	RES
72	59	17	TSH	-4.91	TSH	+4.21			620-MRPC-3C/52 PH							73	BAD	RHI	RES
74	59	0	TEC	+0.00	TEH	+0.00			EB-610-LLMC							11	MC	TEG	RES
74	59	17	TSH	-4.61	TSH	+4.89			620-MRPC-3C/52 PH							73	BAD	RHI	RES
76	59	0	TEC	+0.00	TEH	+0.00			EB-610-LLMC							11	MC	AJW	RES
76	59	17	TSH	-4.79	TSH	+4.26			620-MRPC-3C/52 PH							73	BAD	RHI	RES
78	59	0	TEC	+0.00	TSH	+0.00			EB-610-LLMC							12	MC	DAL	RES
78	59	7	01H	+0.00	TEH	+0.00			EB-610-LLMC							46	DLR	DAL	RES
78	59	17	TSH	-4.51	TSH	+4.59			620-MRPC-3C/52 PH							73	BAD	RHI	RES
82	59	0	TEC	+0.00	TEH	+0.00			EB-610-LLMC							11	MC	AJW	RES
82	59	17	TSH	-4.55	TSH	+4.62			620-MRPC-3C/52 PH							73	BAD	RHI	RES
84	59	0	TEC	+0.00	TEH	+0.00			EB-610-LLMC							12	MC	DAL	RES
84	59	17	TSH	-4.96	TSH	+4.19			620-MRPC-3C/52 PH							73	BAD	RHI	RES
86	59	0	TEC	+0.00	TEH	+0.00			EB-610-LLMC							12	MC	DAL	RES
86	59	17	TSH	-5.00	TSH	+4.12			620-MRPC-3C/52 PH							73	BAD	RHI	RES
88	59	0	TEC	+0.00	TEH	+0.00			EB-610-LLMC							11	MC	AJW	RES
88	59	17	TSH	-4.95	TSH	+4.11			620-MRPC-3C/52 PH							73	BAD	RHI	RES
90	59	0	TEC	+0.00	TEH	+0.00			EB-610-LLMC							11	MC	AJW	RES
90	59	17	TSH	-4.95	TSH	+4.64			620-MRPC-3C/52 PH							70	DGT	DAL	RES
92	59	0	TEC	+0.00	TEH	+0.00			EB-610-LLMC							12	MC	DAL	RES
92	59	17	TSH	-4.00	TSH	+3.70			620-MRPC-3C/52 PH							71	DGT	DAL	RES
96	59	0	TEC	+0.00	TEH	+0.00			EB-610-LLMC							11	MC	AJW	RES
96	59	17	TSH	-4.72	TSH	+4.31			620-MRPC-3C/52 PH							70	DGT	DAL	RES
98	59	0	TEC	+0.00	TEH	+0.00			EB-610-LLMC							11	MC	AJW	RES
98	59	17	TSH	-3.94	TSH	+3.76			620-MRPC-3C/52 PH							71	DGT	DAL	RES
100	59	0	TEC	+0.00	TEH	+0.00			EB-610-LLMC							12	MC	DAL	RES
100	59	17	TSH	-4.11	TSH	+3.59			620-MRPC-3C/52 PH							71	DGT	DAL	RES
102	59	0	TEC	+0.00	TEH	+0.00			EB-610-LLMC							12	MC	DAL	RES
102	59	17	TSH	-4.97	TSH	+4.02			620-MRPC-3C/52 PH							70	DGT	DAL	RES
104	59	0	TEC	+0.00	TEH	+0.00			EB-610-LLMC							11	MC	AJW	RES

Row	Col	Plan	Begin Test	End Test	Probe	Rstr	Ind	Pct	Location	Inch 1	Inch 2	Volts	Deg	Chan	Cal	Oprt	Anlt	Party	
104	59	17	TSH -4.71	TSH +4.32	620-MRPC-3C/52 PH											70	DGT	DAL	RES
106	59	0	TEC +0.00	TEH +0.00	EB-610-LLMC											11	MC	AJW	RES
106	59	17	TSH -3.92	TSH +3.77	620-MRPC-3C/52 PH											71	DLR	DAL	RES
110	59	0	TEC +0.00	TEH +0.00	EB-610-LLMC											12	MC	DAL	RES
110	59	17	TSH -4.98	TSH +4.05	620-MRPC-3C/52 PH											70	DLR	DAL	RES
112	59	0	TEC +0.00	TEH +0.00	EB-610-LLMC											11	MC	AJW	RES
112	59	17	TSH -5.01	TSH +4.13	620-MRPC-3C/52 PH											70	DLR	DAL	RES
114	59	0	TEC +0.00	TEH +0.00	EB-610-LLMC											11	MC	AJW	RES
114	59	17	TSH -3.74	TSH +3.96	620-MRPC-3C/52 PH											71	DLR	DAL	RES
116	59	0	TEC +0.00	TSH +0.00	EB-610-LLMC											11	MC	AJW	RES
116	59	7	01H +0.00	TEH +0.00	EB-610-LLMC											46	DLR	DAL	RES
116	59	17	TSH -4.01	TSH +3.66	620-MRPC-3C/52 PH											71	DLR	DAL	RES
118	59	17	TSH -5.11	TSH +3.93	620-MRPC-3C/52 PH											70	DLR	DAL	RES
118	59	0	TEC +0.00	TEH +0.00	EB-610-LLMC				TSC +4.17			6.15 Vpp	182°	1	11	MC	TEG	RES	
120	59	0	TEC +0.00	TEH +0.00	EB-610-LLMC											11	MC	AJW	RES
120	59	17	TSH -5.15	TSH +3.88	620-MRPC-3C/52 PH											70	DLR	DAL	RES
124	59	0	TEC +0.00	TEH +0.00	EB-610-LLMC											11	MC	AJW	RES
124	59	17	TSH -7.40	TSH +0.26	620-MRPC-3C/52 PH											71	DLR	DAL	RES
126	59	0	TEC +0.00	TEH +0.00	EB-610-LLMC											11	MC	AJW	RES
126	59	17	TSH -3.73	TSH +3.97	620-MRPC-3C/52 PH											71	DLR	DAL	RES
128	59	0	TEC +0.00	TEH +0.00	EB-610-LLMC											11	MC	AJW	RES
128	59	17	TSH -1.89	TSH +7.22	620-MRPC-3C/52 PH											70	DLR	DAL	RES
130	59	0	TEC +0.00	TEH +0.00	EB-610-LLMC											11	MC	AJW	RES
130	59	17	TSH -4.18	TSH +4.81	620-MRPC-3C/52 PH											70	DLR	DAL	RES
132	59	0	TEC +0.00	TEH +0.00	EB-610-LLMC											11	MC	AJW	RES
132	59	17	TSH -5.15	TSH +3.97	620-MRPC-3C/52 PH											70	DLR	DAL	RES
131	60	3	TEC +0.00	TEH +0.00	EB-610-LLMC											42	GAC	RHI	RES
133	60	3	TEC +0.00	TEH +0.00	EB-610-LLMC				03H +5.98			0.34 Vpp	60°	1	41	GAC	OLH	RES	
130	61	3	TEC +0.00	TEH +0.00	EB-610-LLMC				03H +28.50			0.34 Vpp	107°	1	42	GAC	TEG	RES	
132	61	3	TEC +0.00	TEH +0.00	EB-610-LLMC											42	GAC	TEG	RES
17	62	0	TEC +0.00	TEH +0.00	EB-610-LLMC											11	MC	AJW	RES
17	62	17	TSH -4.45	TSH +4.70	620-MRPC-3C/52 PH											87	BAD	MAR	RES
21	62	0	TEC +0.00	TEH +0.00	EB-610-LLMC											11	MC	AJW	RES
21	62	17	TSH -3.58	TSH +4.36	620-MRPC-3C/52 PH											86	BAD	RHI	RES
29	62	0	TEC +0.00	TEH +0.00	EB-610-LLMC											11	MC	AJW	RES
29	62	17	TSH -4.08	TSH +4.46	620-MRPC-3C/52 PH											107	BAD	KPH	RES
33	62	0	TEC +0.00	TEH +0.00	EB-610-LLMC											11	MC	AJW	RES
33	62	17	TSH -4.78	TSH +3.75	620-MRPC-3C/52 PH											107	BAD	KPH	RES
41	62	17	TSH -5.44	TSH +2.01	620-MRPC-3C/52 PH											108	BAD	KPH	RES
41	62	0	TEC +0.00	TEH +0.00	EB-610-LLMC				03H +29.62			0.41 Vpp	153°	1	12	MC	TEG	RES	
45	62	17	TSH -4.91	TSH +3.59	620-MRPC-3C/52 PH											107	BAD	KPH	RES

Row	Col	Plan	Begin Test	End Test	Probe	Rstr	Ind	Pct	Location	Inch 1	Inch 2	Volts	Deg	Chan	Cal	Oppt	Anlt	Party	
45	62	0	TEC +0.00	TEH +0.00	EB-610-LLMC				01H +29.76			0.65 Vpp	161°	1	11	MC	TEG	RES	
53	62	0	TEC +0.00	TEH +0.00	EB-610-LLMC											11	MC	AJW	RES
53	62	17	TSH -4.10	TSH +3.40	620-MRPC-3C/52 PH											108	BAD	KPH	RES
57	62	0	TEC +0.00	TEH +0.00	EB-610-LLMC											11	MC	AJW	RES
57	62	17	TSH -4.83	TSH +3.72	620-MRPC-3C/52 PH											107	BAD	KPH	RES
65	62	0	TEC +0.00	TEH +0.00	EB-610-LLMC											12	MC	DAL	RES
65	62	17	TSH -5.68	TSH +3.39	620-MRPC-3C/52 PH											73	BAD	RHI	RES
69	62	0	TEC +0.00	TEH +0.00	EB-610-LLMC											11	MC	AJW	RES
69	62	17	TSH -5.32	TSH +3.71	620-MRPC-3C/52 PH											73	BAD	RHI	RES
77	62	0	TEC +0.00	TEH +0.00	EB-610-LLMC											12	MC	DAL	RES
77	62	17	TSH -4.93	TSH +4.70	620-MRPC-3C/52 PH											73	BAD	MAR	RES
81	62	0	TEC +0.00	TEH +0.00	EB-610-LLMC											11	MC	AJW	RES
81	62	17	TSH -5.28	TSH +3.80	620-MRPC-3C/52 PH											73	BAD	RHI	RES
89	62	0	TEC +0.00	TEH +0.00	EB-610-LLMC											12	MC	DAL	RES
89	62	17	TSH -4.72	TSH +4.37	620-MRPC-3C/52 PH											73	BAD	RHI	RES
93	62	0	TEC +0.00	TEH +0.00	EB-610-LLMC											11	MC	AJW	RES
93	62	17	TSH -5.30	TSH +3.79	620-MRPC-3C/52 PH											73	BAD	RHI	RES
101	62	0	TEC +0.00	TEH +0.00	EB-610-LLMC											12	MC	DAL	RES
101	62	17	TSH -4.76	TSH +4.22	620-MRPC-3C/52 PH											73	BAD	RHI	RES
105	62	0	TEC +0.00	TEH +0.00	EB-610-LLMC											11	MC	AJW	RES
105	62	17	TSH -5.10	TSH +4.01	620-MRPC-3C/52 PH											73	BAD	RHI	RES
113	62	0	TEC +0.00	TEH +0.00	EB-610-LLMC											12	MC	DAL	RES
113	62	17	TSH -4.90	TSH +4.26	620-MRPC-3C/52 PH											73	BAD	RHI	RES
117	62	0	TEC +0.00	TEH +0.00	EB-610-LLMC											11	MC	AJW	RES
117	62	17	TSH -4.52	TSH +4.61	620-MRPC-3C/52 PH											73	BAD	RHI	RES
125	62	0	TEC +0.00	TEH +0.00	EB-610-LLMC											12	MC	DAL	RES
125	62	17	TSH -4.94	TSH +4.21	620-MRPC-3C/52 PH											73	BAD	RHI	RES
129	62	0	TEC +0.00	TEH +0.00	EB-610-LLMC											11	MC	AJW	RES
129	62	17	TSH -4.31	TSH +4.80	620-MRPC-3C/52 PH											73	BAD	RHI	RES
131	62	3	TEC +0.00	TEH +0.00	EB-610-LLMC											42	GAC	RHI	RES
133	62	3	TEC +0.00	TEH +0.00	EB-610-LLMC											41	GAC	OLH	RES
66	63	0	TEC +0.00	TEH +0.00	EB-610-LLMC				6 VS3 -0.38			0.36 Vvm		M3	11	MC	TEG	LAR	
130	63	3	TEC +0.00	TEH +0.00	EB-610-LLMC											42	DGT	RHI	RES
132	63	3	TEC +0.00	TEH +0.00	EB-610-LLMC											41	GAC	OLH	RES
134	63	3	TEC +0.00	TEH +0.00	EB-610-LLMC											41	GAC	OLH	RES
31	64	17	TSH -4.42	TSH +4.09	620-MRPC-3C/52 PH											107	BAD	KPH	RES
33	64	17	TSH -6.40	TSH +2.13	620-MRPC-3C/52 PH											107	BAD	KPH	RES
67	64	17	TSH -4.02	TSH +3.68	620-MRPC-3C/52 PH											74	BAD	RHI	RES
69	64	17	TSH -6.82	TSH +2.23	620-MRPC-3C/52 PH											73	BAD	RHI	RES
103	64	17	TSH -3.57	TSH +4.12	620-MRPC-3C/52 PH											74	BAD	RHI	RES
105	64	17	TSH -4.95	TSH +4.03	620-MRPC-3C/52 PH											73	BAD	RHI	RES

Row	Col	Plan	Begin Test	End Test	Probe	Rstr	Ind	Pct	Location	Inch 1	Inch 2	Volts	Deg	Chan	Cal	Opri	Anlt	Party	
131	64	3	TEC +0.00	TEH +0.00	EB-610-LLMC		NDD									42	DGT	RHI	RES
133	64	3	TEC +0.00	TEH +0.00	EB-610-LLMC		NDD									41	GAC	OLH	RES
42	65	0	TEC +0.00	TEH +0.00	EB-610-LLMC		NDD									13	JWM	AJW	RES
42	65	2	TSH -3.81	TSH +3.33	+POINT-610-115/36/S80		NDD									100	BAD	JJC	RES
42	65	17	TSH -3.80	TSH +3.73	620-MRPC-3C/52 PH		NDD									108	BAD	KPH	RES
44	65	0	TEC +0.00	TEH +0.00	EB-610-LLMC		NDD									14	JWM	DAL	RES
44	65	17	TSH -4.36	TSH +3.13	620-MRPC-3C/52 PH		NDD									108	BAD	KPH	RES
46	65	0	TEC +0.00	TEH +0.00	EB-610-LLMC		NDD									14	JWM	DAL	RES
46	65	2	TSH -4.30	TSH +4.14	+POINT-610-115/36/S80		NDD									98	BAD	JJC	RES
46	65	17	TSH -3.87	TSH +3.63	620-MRPC-3C/52 PH		NDD									108	BAD	KPH	RES
48	65	17	TSH -4.12	TSH +4.39	620-MRPC-3C/52 PH		NDD									107	BAD	KPH	RES
48	65	0	TEC +0.00	TEH +0.00	EB-610-LLMC		PCT	12	VS4 -0.93			0.76 Vvm	M3			13	JWM	MAR	RES
50	65	0	TEC +0.00	TEH +0.00	EB-610-LLMC		NDD									13	JWM	AJW	RES
50	65	2	TSH -3.46	TSH +3.71	+POINT-610-115/36/S80		NDD									100	BAD	JJC	RES
50	65	17	TSH -4.03	TSH +4.49	620-MRPC-3C/52 PH		NDD									107	BAD	KPH	RES
52	65	0	TEC +0.00	TEH +0.00	EB-610-LLMC		NDD									14	JWM	DAL	RES
52	65	17	TSH -4.61	TSH +2.88	620-MRPC-3C/52 PH		NDD									108	BAD	KPH	RES
54	65	0	TEC +0.00	TEH +0.00	EB-610-LLMC		NDD									14	JWM	DAL	RES
54	65	2	TSH -4.31	TSH +4.15	+POINT-610-115/36/S80		NDD									98	BAD	JJC	RES
54	65	17	TSH -3.91	TSH +3.54	620-MRPC-3C/52 PH		NDD									108	BAD	KPH	RES
56	65	0	TEC +0.00	TEH +0.00	EB-610-LLMC		NDD									13	JWM	AJW	RES
56	65	17	TSH -4.80	TSH +3.74	620-MRPC-3C/52 PH		NDD									107	BAD	KPH	RES
58	65	0	TEC +0.00	TEH +0.00	EB-610-LLMC		NDD									13	JWM	MAR	RES
58	65	2	TSH -4.00	TSH +4.40	+POINT-610-115/36/S80		NDD									96	GKW	WRH	RES
58	65	17	TSH -4.61	TSH +3.92	620-MRPC-3C/52 PH		NDD									107	BAD	KPH	RES
60	65	0	TEC +0.00	TEH +0.00	EB-610-LLMC		NDD									14	JWM	DAL	RES
60	65	17	TSH -5.00	TSH +4.07	620-MRPC-3C/52 PH		NDD									73	DGT	RHI	RES
62	65	0	TEC +0.00	TEH +0.00	EB-610-LLMC		NDD									14	JWM	DAL	RES
62	65	17	TSH -4.55	TSH +4.43	620-MRPC-3C/52 PH		NDD									73	DGT	RHI	RES
62	65	2	TSH -2.86	TSH +4.28	+POINT-610-115/36/S80		NDD									97	GKW	WRH	RES
64	65	0	TEC +0.00	TEH +0.00	EB-610-LLMC		NDD									13	JWM	AJW	RES
64	65	17	TSH -3.57	TSH +4.14	620-MRPC-3C/52 PH		NDD									74	DGT	RHI	RES
66	65	0	TEC +0.00	TEH +0.00	EB-610-LLMC		NDD									13	JWM	AJW	RES
66	65	17	TSH -5.03	TSH +3.99	620-MRPC-3C/52 PH		NDD									73	DGT	RHI	RES
66	65	2	TSH -3.89	TSH +4.46	+POINT-610-115/36/S80		NDD									96	GKW	WRH	RES
70	65	0	TEC +0.00	TEH +0.00	EB-610-LLMC		NDD									14	JWM	DAL	RES
70	65	17	TSH -3.81	TSH +3.85	620-MRPC-3C/52 PH		NDD									74	DGT	RHI	RES
70	65	2	TSH -2.94	TSH +4.19	+POINT-610-115/36/S80		NDD									97	GKW	WRH	RES
72	65	0	TEC +0.00	TEH +0.00	EB-610-LLMC		NDD									14	JWM	DAL	RES
72	65	17	TSH -5.17	TSH +3.85	620-MRPC-3C/52 PH		NDD									73	DGT	RHI	RES
74	65	0	TEC +0.00	TEH +0.00	EB-610-LLMC		NDD									13	JWM	AJW	RES

Row	Col	Plan	Begin Test	End Test	Probe	Rstr	Ind	Pct	Location	Inch 1	Inch 2	Volts	Deg	Chan	Cal	Oprt	Anlt	Party	
74	65	17	TSH -5.10	TSH +3.92	620-MRPC-3C/52 PH		NDD									73	DGT	RHI	RES
74	65	2	TSH -4.34	TSH +4.06	+POINT-610-115/36/S80		NDD									96	GKW	WRH	RES
76	65	0	TEC +0.00	TEH +0.00	EB-610-LLMC		NDD									13	JWM	AJW	RES
76	65	17	TSH -3.63	TSH +4.07	620-MRPC-3C/52 PH		NDD									74	DGT	RHI	RES
78	65	0	TEC +0.00	TEH +0.00	EB-610-LLMC		NDD									14	JWM	DAL	RES
78	65	17	TSH -4.01	TSH +3.68	620-MRPC-3C/52 PH		NDD									74	DGT	RHI	RES
78	65	2	TSH -3.55	TSH +3.59	+POINT-610-115/36/S80		NDD									97	GKW	WRH	RES
80	65	0	TEC +0.00	TEH +0.00	EB-610-LLMC		NDD									14	JWM	DAL	RES
80	65	17	TSH -5.02	TSH +3.96	620-MRPC-3C/52 PH		NDD									73	DGT	RHI	RES
82	65	0	TEC +0.00	TEH +0.00	EB-610-LLMC		NDD									13	JWM	AJW	RES
82	65	17	TSH -4.90	TSH +4.09	620-MRPC-3C/52 PH		NDD									73	DGT	RHI	RES
82	65	2	TSH -3.92	TSH +4.48	+POINT-610-115/36/S80		NDD									96	GKW	WRH	RES
84	65	17	TSH -4.80	TSH +4.19	620-MRPC-3C/52 PH		NDD									73	DGT	RHI	RES
84	65	0	TEC +0.00	TEH +0.00	EB-610-LLMC		MBM		05C +20.73			1.45 Vpp	153°	1	13	JWM	MAR	RES	
86	65	0	TEC +0.00	TEH +0.00	EB-610-LLMC		NDD									14	JWM	DAL	RES
86	65	17	TSH -4.73	TSH +4.26	620-MRPC-3C/52 PH		NDD									73	DGT	RHI	RES
86	65	2	TSH -3.24	TSH +3.89	+POINT-610-115/36/S80		NDD									97	GKW	WRH	RES
88	65	0	TEC +0.00	TEH +0.00	EB-610-LLMC		NDD									14	JWM	DAL	RES
88	65	17	TSH -4.49	TSH +4.50	620-MRPC-3C/52 PH		NDD									73	DGT	RHI	RES
90	65	0	TEC +0.00	TEH +0.00	EB-610-LLMC		NDD									13	JWM	AJW	RES
90	65	17	TSH -4.88	TSH +4.14	620-MRPC-3C/52 PH		NDD									73	DGT	RHI	RES
90	65	2	TSH -3.90	TSH +4.49	+POINT-610-115/36/S80		NDD									96	GKW	WRH	RES
92	65	0	TEC +0.00	TEH +0.00	EB-610-LLMC		NDD									13	JWM	AJW	RES
92	65	17	TSH -5.12	TSH +3.91	620-MRPC-3C/52 PH		NDD									73	DGT	RHI	RES
94	65	0	TEC +0.00	TEH +0.00	EB-610-LLMC		NDD									14	JWM	DAL	RES
94	65	17	TSH -4.52	TSH +4.47	620-MRPC-3C/52 PH		NDD									73	DGT	RHI	RES
94	65	2	TSH -3.03	TSH +4.10	+POINT-610-115/36/S80		NDD									97	GKW	WRH	RES
96	65	0	TEC +0.00	TEH +0.00	EB-610-LLMC		NDD									14	JWM	DAL	RES
96	65	17	TSH -3.96	TSH +3.78	620-MRPC-3C/52 PH		NDD									74	DGT	RHI	RES
98	65	0	TEC +0.00	TEH +0.00	EB-610-LLMC		NDD									13	JWM	AJW	RES
98	65	17	TSH -4.28	TSH +3.45	620-MRPC-3C/52 PH		NDD									74	BAD	RHI	RES
98	65	2	TSH -3.47	TSH +3.63	+POINT-610-115/36/S80		NDD									95	GKW	WRH	RES
100	65	0	TEC +0.00	TEH +0.00	EB-610-LLMC		NDD									13	JWM	AJW	RES
100	65	17	TSH -4.66	TSH +4.42	620-MRPC-3C/52 PH		NDD									73	DGT	RHI	RES
102	65	0	TEC +0.00	TEH +0.00	EB-610-LLMC		NDD									14	JWM	DAL	RES
102	65	17	TSH -4.83	TSH +4.21	620-MRPC-3C/52 PH		NDD									73	BAD	RHI	RES
102	65	2	TSH -4.03	TSH +4.40	+POINT-610-115/36/S80		NDD									94	GKW	WRH	RES
106	65	0	TEC +0.00	TEH +0.00	EB-610-LLMC		NDD									13	JWM	AJW	RES
106	65	17	TSH -3.87	TSH +3.79	620-MRPC-3C/52 PH		NDD									74	BAD	RHI	RES
106	65	2	TSH -3.34	TSH +3.77	+POINT-610-115/36/S80		NDD									95	GKW	WRH	RES
108	65	0	TEC +0.00	TEH +0.00	EB-610-LLMC		NDD									13	JWM	AJW	RES

Row	Col	Plan	Begin Test	End Test	Probe	Rstr	Ind	Pct	Location	Inch 1	Inch 2	Volts	Deg	Chan	Cal	Oprt	Anlt	Party	
108	65	17	TSH -4.29	TSH +3.36	620-MRPC-3C/52 PH											74	BAD	RHI	RES
110	65	0	TEC +0.00	TEH +0.00	EB-610-LLMC											14	JWM	DAL	RES
110	65	17	TSH -4.77	TSH +4.25	620-MRPC-3C/52 PH											73	BAD	RHI	RES
110	65	2	TSH -3.55	TSH +4.87	+POINT-610-115/36/S80											94	GKW	WRH	RES
112	65	0	TEC +0.00	TEH +0.00	EB-610-LLMC											12	MC	DAL	RES
112	65	17	TSH -5.14	TSH +3.89	620-MRPC-3C/52 PH											73	BAD	RHI	RES
114	65	0	TEC +0.00	TEH +0.00	EB-610-LLMC											13	JWM	AJW	RES
114	65	17	TSH -4.14	TSH +3.56	620-MRPC-3C/52 PH											74	BAD	RHI	RES
114	65	2	TSH -3.21	TSH +3.93	+POINT-610-115/36/S80											95	GKW	WRH	RES
116	65	0	TEC +0.00	TEH +0.00	EB-610-LLMC											11	MC	MAR	RES
116	65	17	TSH -4.19	TSH +3.47	620-MRPC-3C/52 PH											74	BAD	RHI	RES
118	65	0	TEC +0.00	TEH +0.00	EB-610-LLMC											12	MC	DAL	RES
118	65	17	TSH -5.30	TSH +3.73	620-MRPC-3C/52 PH											73	BAD	RHI	RES
118	65	2	TSH -3.77	TSH +4.65	+POINT-610-115/36/S80											94	GKW	WRH	RES
120	65	0	TEC +0.00	TEH +0.00	EB-610-LLMC											12	MC	DAL	RES
120	65	17	TSH -4.95	TSH +4.07	620-MRPC-3C/52 PH											73	BAD	RHI	RES
122	65	0	TEC +0.00	TEH +0.00	EB-610-LLMC											11	MC	AJW	RES
122	65	17	TSH -3.91	TSH +3.75	620-MRPC-3C/52 PH											74	BAD	RHI	RES
122	65	2	TSH -3.84	TSH +3.26	+POINT-610-115/36/S80											95	GKW	WRH	RES
124	65	0	TEC +0.00	TEH +0.00	EB-610-LLMC											11	MC	AJW	RES
124	65	17	TSH -4.85	TSH +2.81	620-MRPC-3C/52 PH											74	BAD	MAR	RES
124	65	18	TSH -4.82	TSH +4.12	620-MRPC-3C/52 PH											88	BAD	RHI	RES
126	65	17	TSH -4.63	TSH +4.40	620-MRPC-3C/52 PH											73	BAD	RHI	RES
126	65	2	TSH -4.49	TSH +3.89	+POINT-610-115/36/S80											94	GKW	WRH	RES
126	65	0	TEC +0.00	TEH +0.00	EB-610-LLMC				TSH +6.10			0.28 Vpp	63°	1	11	MC	TEG	LAR	
128	65	0	TEC +0.00	TEH +0.00	EB-610-LLMC											11	MC	AJW	RES
128	65	17	TSH -5.06	TSH +4.00	620-MRPC-3C/52 PH											73	BAD	RHI	RES
130	65	0	TEC +0.00	TEH +0.00	EB-610-LLMC											11	MC	AJW	RES
130	65	17	TSH -4.80	TSH +4.20	620-MRPC-3C/52 PH											73	BAD	RHI	RES
130	65	2	TSH -3.09	TSH +4.00	+POINT-610-115/36/S80											95	GKW	WRH	RES
132	65	0	TEC +0.00	TSH +0.00	EB-610-LLMC											11	MC	AJW	RES
132	65	7	01H +0.00	TEH +0.00	EB-610-LLMC											46	DLR	DAL	RES
132	65	17	TSH -4.98	TSH +4.08	620-MRPC-3C/52 PH											73	BAD	RHI	RES
134	65	0	TEC +0.00	TEH +0.00	EB-610-LLMC											11	MC	AJW	RES
134	65	17	TSH -4.92	TSH +4.19	620-MRPC-3C/52 PH											73	BAD	RHI	RES
134	65	2	TSH -4.08	TSH +4.31	+POINT-610-115/36/S80											94	GKW	WRH	RES
67	66	17	TSH -3.62	TSH +4.09	620-MRPC-3C/52 PH											74	DGT	RHI	RES
69	66	17	TSH -3.65	TSH +4.05	620-MRPC-3C/52 PH											74	DGT	RHI	RES
103	66	17	TSH -4.55	TSH +4.43	620-MRPC-3C/52 PH											73	BAD	RHI	RES
105	66	17	TSH -4.73	TSH +4.26	620-MRPC-3C/52 PH											73	BAD	RHI	RES
131	66	3	TEC +0.00	TEH +0.00	EB-610-LLMC											42	DGT	RHI	RES

Row	Col	Plan	Begin Test	End Test	Probe	Rstr	Ind	Pct	Location	Inch 1	Inch 2	Volts.	Deg	Chan	Cal	Opri	Anlt	Party	
133	66	3	TEC +0.00	TEH +0.00	EB-610-LLMC		NDD									41	DGT	OLH	RES
135	66	0	TEC +0.00	TEH +0.00	EB-610-LLMC		PCT	18	VS7 -1.08			1.34	Vvm	M3	13	JWM	TEG	LAR	
135	66	0	TEC +0.00	TEH +0.00	EB-610-LLMC		PCT	25	08C +0.91			0.56	Vpp 106°	M1	13	JWM	TEG	LAR	
130	67	3	TEC +0.00	TEH +0.00	EB-610-LLMC		MBM		03C +7.17			0.14	Vpp 98°		1	42	DGT	TEG	RES
132	67	3	TEC +0.00	TEH +0.00	EB-610-LLMC		NDD									42	DGT	RHI	RES
134	67	3	TEC +0.00	TEH +0.00	EB-610-LLMC		NDD									42	DGT	RHI	RES
47	68	17	TSH -3.71	TSH +3.95	620-MRPC-3C/52 PH		NDD									86	BAD	RHI	RES
47	68	0	TEC +0.00	TEH +0.00	EB-610-LLMC		PCT	10	VS4 -1.76			0.58	Vvm	M3	14	JWM	MAR	RES	
51	68	0	TEC +0.00	TEH +0.00	EB-610-LLMC		NDD									13	JWM	AJW	RES
51	68	17	TSH -6.09	TSH +2.93	620-MRPC-3C/52 PH		NDD									87	BAD	RHI	RES
59	68	0	TEC +0.00	TEH +0.00	EB-610-LLMC		NDD									14	JWM	DAL	RES
59	68	17	TSH -4.87	TSH +4.20	620-MRPC-3C/52 PH		NDD									73	DGT	RHI	RES
63	68	0	TEC +0.00	TEH +0.00	EB-610-LLMC		NDD									13	JWM	AJW	RES
63	68	17	TSH -3.65	TSH +4.05	620-MRPC-3C/52 PH		NDD									74	DGT	RHI	RES
71	68	17	TSH -5.51	TSH +3.53	620-MRPC-3C/52 PH		NDD									73	DGT	RHI	RES
71	68	0	TEC +0.00	TEH +0.00	EB-610-LLMC		MBM		TSH +24.55			0.52	Vpp 154°		1	14	JWM	MAR	RES
75	68	0	TEC +0.00	TEH +0.00	EB-610-LLMC		NDD									13	JWM	AJW	RES
75	68	17	TSH -3.89	TSH +3.85	620-MRPC-3C/52 PH		NDD									74	DGT	RHI	RES
83	68	0	TEC +0.00	TEH +0.00	EB-610-LLMC		NDD									14	JWM	MAR	RES
83	68	17	TSH -5.04	TSH +4.02	620-MRPC-3C/52 PH		NDD									73	DGT	RHI	RES
87	68	0	TEC +0.00	TEH +0.00	EB-610-LLMC		NDD									13	JWM	AJW	RES
87	68	17	TSH -3.76	TSH +3.95	620-MRPC-3C/52 PH		NDD									74	DGT	RHI	RES
95	68	17	TSH -5.04	TSH +4.06	620-MRPC-3C/52 PH		NDD									73	DGT	RHI	RES
95	68	0	TEC +0.00	TEH +0.00	EB-610-LLMC		DNT		VS4 -1.31			8.29	Vpp 178°	M1	14	JWM	MAR	RES	
99	68	0	TEC +0.00	TEH +0.00	EB-610-LLMC		NDD									13	JWM	AJW	RES
99	68	17	TSH -4.02	TSH +3.63	620-MRPC-3C/52 PH		NDD									74	DGT	RHI	RES
107	68	0	TEC +0.00	TEH +0.00	EB-610-LLMC		NDD									14	JWM	DAL	RES
107	68	17	TSH -4.95	TSH +4.04	620-MRPC-3C/52 PH		NDD									73	DGT	RHI	RES
111	68	0	TEC +0.00	TEH +0.00	EB-610-LLMC		NDD									13	JWM	AJW	RES
111	68	17	TSH -3.46	TSH +4.23	620-MRPC-3C/52 PH		NDD									74	DGT	RHI	RES
119	68	0	TEC +0.00	TEH +0.00	EB-610-LLMC		NDD									14	JWM	DAL	RES
119	68	17	TSH -4.49	TSH +4.49	620-MRPC-3C/52 PH		NDD									73	DGT	RHI	RES
123	68	0	TEC +0.00	TEH +0.00	EB-610-LLMC		NDD									13	JWM	AJW	RES
123	68	17	TSH -4.49	TSH +4.46	620-MRPC-3C/52 PH		NDD									73	DGT	RHI	RES
131	68	0	TEC +0.00	TEH +0.00	EB-610-LLMC		NDD									13	JWM	AJW	RES
131	68	17	TSH -4.24	TSH +4.76	620-MRPC-3C/52 PH		NDD									73	DGT	RHI	RES
133	68	3	TEC +0.00	TEH +0.00	EB-610-LLMC		NDD									41	DGT	OLH	RES
135	68	0	TEC +0.00	TEH +0.00	EB-610-LLMC		NDD									13	JWM	AJW	RES
135	68	17	TSH -4.61	TSH +4.38	620-MRPC-3C/52 PH		NDD									73	DGT	RHI	RES
130	69	3	TEC +0.00	TEH +0.00	EB-610-LLMC		NDD									42	DGT	RHI	RES
132	69	3	TEC +0.00	TEH +0.00	EB-610-LLMC		NDD									41	DGT	OLH	RES

Row	Col	Plan	Begin Test	End Test	Probe	Rstr	Ind	Pct	Location	Inch_1	Inch_2	Volts	Deg	Chan	Cal	Oprr	Anlt	Party	
134	69	3	TEC	+0.00	TEH	+0.00			EB-610-LLMC							41	DGT	OLH	RES
136	69	3	TEC	+0.00	TEH	+0.00			EB-610-LLMC							41	DGT	OLH	RES
65	70	0	TEC	+0.00	TEH	+0.00			EB-610-LLMC							13	JWM	AJW	RES
65	70	17	TSH	-3.95	TSH	+3.76			620-MRPC-3C/52 PH							74	DGT	RHI	RES
131	70	3	TEC	+0.00	TEH	+0.00			EB-610-LLMC							42	DGT	RHI	RES
133	70	3	TEC	+0.00	TEH	+0.00			EB-610-LLMC							42	DGT	RHI	RES
135	70	3	TEC	+0.00	TEH	+0.00			EB-610-LLMC							42	DGT	RHI	RES
48	71	0	TEC	+0.00	TEH	+0.00			EB-610-LLMC							14	JWM	DAL	RES
48	71	17	TSH	-4.49	TSH	+3.18			620-MRPC-3C/52 PH							86	BAD	RHI	RES
50	71	0	TEC	+0.00	TEH	+0.00			EB-610-LLMC							14	JWM	DAL	RES
50	71	17	TSH	-4.56	TSH	+3.11			620-MRPC-3C/52 PH							86	BAD	RHI	RES
54	71	0	TEC	+0.00	TEH	+0.00			EB-610-LLMC							13	JWM	AJW	RES
54	71	17	TSH	-3.67	TSH	+3.94			620-MRPC-3C/52 PH							86	BAD	RHI	RES
56	71	0	TEC	+0.00	TEH	+0.00			EB-610-LLMC							14	JWM	DAL	RES
56	71	17	TSH	-5.58	TSH	+3.40			620-MRPC-3C/52 PH							87	BAD	RHI	RES
58	71	0	TEC	+0.00	TEH	+0.00			EB-610-LLMC							14	JWM	DAL	RES
58	71	17	TSH	-5.34	TSH	+3.74			620-MRPC-3C/52 PH							87	BAD	RHI	RES
60	71	0	TEC	+0.00	TEH	+0.00			EB-610-LLMC							13	JWM	AJW	RES
60	71	17	TSH	-4.61	TSH	+4.39			620-MRPC-3C/52 PH							73	DGT	RHI	RES
62	71	0	TEC	+0.00	TEH	+0.00			EB-610-LLMC							13	JWM	AJW	RES
62	71	17	TSH	-4.59	TSH	+4.39			620-MRPC-3C/52 PH							73	DGT	RHI	RES
64	71	17	TSH	-4.56	TSH	+4.52			620-MRPC-3C/52 PH							73	DGT	RHI	RES
64	71	0	TEC	+0.00	TEH	+0.00			EB-610-LLMC							14	JWM	MAR	RES
68	71	0	TEC	+0.00	TEH	+0.00			EB-610-LLMC							13	JWM	AJW	RES
68	71	17	TSH	-3.75	TSH	+3.91			620-MRPC-3C/52 PH							74	DGT	RHI	RES
70	71	0	TEC	+0.00	TEH	+0.00			EB-610-LLMC							14	JWM	DAL	RES
70	71	17	TSH	-4.94	TSH	+4.08			620-MRPC-3C/52 PH							73	DGT	RHI	RES
72	71	0	TEC	+0.00	TEH	+0.00			EB-610-LLMC							14	JWM	DAL	RES
72	71	17	TSH	-5.45	TSH	+3.62			620-MRPC-3C/52 PH							73	DGT	RHI	RES
74	71	0	TEC	+0.00	TEH	+0.00			EB-610-LLMC							13	JWM	AJW	RES
74	71	17	TSH	-3.67	TSH	+4.03			620-MRPC-3C/52 PH							74	DGT	RHI	RES
76	71	17	TSH	-3.79	TSH	+3.87			620-MRPC-3C/52 PH							74	DGT	RHI	RES
76	71	0	TEC	+0.00	TEH	+0.00			EB-610-LLMC							13	JWM	MAR	RES
78	71	0	TEC	+0.00	TEH	+0.00			EB-610-LLMC							14	JWM	DAL	RES
78	71	17	TSH	-5.03	TSH	+4.05			620-MRPC-3C/52 PH							73	DGT	RHI	RES
82	71	0	TEC	+0.00	TEH	+0.00			EB-610-LLMC							13	JWM	AJW	RES
82	71	17	TSH	-3.63	TSH	+4.07			620-MRPC-3C/52 PH							74	DGT	RHI	RES
84	71	0	TEC	+0.00	TEH	+0.00			EB-610-LLMC							14	JWM	DAL	RES
84	71	17	TSH	-4.95	TSH	+4.08			620-MRPC-3C/52 PH							73	DGT	RHI	RES
86	71	0	TEC	+0.00	TEH	+0.00			EB-610-LLMC							14	JWM	DAL	RES
86	71	17	TSH	-5.17	TSH	+3.86			620-MRPC-3C/52 PH							73	DGT	RHI	RES

0.94 Vmr 155° 1

01H +34.83

0.46 Vpp 150° 1

Row	Col	Plan	Begin Test	End Test	Probe	Rstr	Ind	Pct	Location	Inch 1	Inch 2	Volts	Deg	Chan	Cal	Opert	Anlt	Party	
88	71	17	TSH -3.63	TSH +4.06	620-MRPC-3C/52 PH		NDD									74	DGT	RHI	RES
88	71	0	TEC +0.00	TEH +0.00	EB-610-LLMC		MBM		04H +9.91			0.23 Vpp	69°	1	13	JWM	TEG	LAR	
90	71	0	TEC +0.00	TEH +0.00	EB-610-LLMC		NDD									13	JWM	AJW	RES
90	71	17	TSH -4.02	TSH +3.68	620-MRPC-3C/52 PH		BDA									74	DGT	MAR	RES
90	71	18	TSH -4.25	TSH +4.69	620-MRPC-3C/52 PH		NDD									88	BAD	RHI	RES
92	71	0	TEC +0.00	TEH +0.00	EB-610-LLMC		NDD									14	JWM	DAL	RES
92	71	17	TSH -5.05	TSH +3.94	620-MRPC-3C/52 PH		NDD									73	DGT	RHI	RES
96	71	0	TEC +0.00	TEH +0.00	EB-610-LLMC		NDD									13	JWM	AJW	RES
96	71	17	TSH -3.72	TSH +3.97	620-MRPC-3C/52 PH		NDD									74	DGT	RHI	RES
98	71	0	TEC +0.00	TEH +0.00	EB-610-LLMC		NDD									14	JWM	DAL	RES
98	71	17	TSH -5.24	TSH +3.75	620-MRPC-3C/52 PH		NDD									73	DGT	RHI	RES
100	71	0	TEC +0.00	TEH +0.00	EB-610-LLMC		NDD									14	JWM	DAL	RES
100	71	17	TSH -5.06	TSH +3.93	620-MRPC-3C/52 PH		NDD									73	DGT	RHI	RES
102	71	0	TEC +0.00	TEH +0.00	EB-610-LLMC		NDD									13	JWM	AJW	RES
102	71	17	TSH -3.56	TSH +4.14	620-MRPC-3C/52 PH		NDD									74	DGT	RHI	RES
104	71	0	TEC +0.00	TEH +0.00	EB-610-LLMC		NDD									13	JWM	AJW	RES
104	71	17	TSH -3.93	TSH +3.77	620-MRPC-3C/52 PH		NDD									74	DGT	RHI	RES
106	71	0	TEC +0.00	TEH +0.00	EB-610-LLMC		NDD									14	JWM	DAL	RES
106	71	17	TSH -5.03	TSH +3.97	620-MRPC-3C/52 PH		NDD									73	DGT	RHI	RES
110	71	0	TEC +0.00	TEH +0.00	EB-610-LLMC		NDD									13	JWM	AJW	RES
110	71	17	TSH -3.82	TSH +3.84	620-MRPC-3C/52 PH		NDD									74	DGT	RHI	RES
112	71	0	TEC +0.00	TEH +0.00	EB-610-LLMC		NDD									14	JWM	DAL	RES
112	71	17	TSH -5.21	TSH +3.78	620-MRPC-3C/52 PH		NDD									73	DGT	RHI	RES
114	71	0	TEC +0.00	TEH +0.00	EB-610-LLMC		NDD									14	JWM	DAL	RES
114	71	17	TSH -5.04	TSH +3.99	620-MRPC-3C/52 PH		NDD									73	DGT	RHI	RES
116	71	0	TEC +0.00	TEH +0.00	EB-610-LLMC		NDD									13	JWM	AJW	RES
116	71	17	TSH -3.80	TSH +3.86	620-MRPC-3C/52 PH		NDD									74	DGT	RHI	RES
118	71	0	TEC +0.00	TEH +0.00	EB-610-LLMC		NDD									13	JWM	AJW	RES
118	71	17	TSH -3.52	TSH +4.21	620-MRPC-3C/52 PH		NDD									74	DGT	RHI	RES
120	71	17	TSH -4.62	TSH +4.33	620-MRPC-3C/52 PH		NDD									73	DGT	RHI	RES
120	71	0	TEC +0.00	TEH +0.00	EB-610-LLMC		MBM		07C +21.84			2.08 Vpp	73°	6	14	JWM	MAR	RES	
124	71	0	TEC +0.00	TEH +0.00	EB-610-LLMC		NDD									13	JWM	AJW	RES
124	71	17	TSH -4.60	TSH +4.35	620-MRPC-3C/52 PH		NDD									73	DGT	RHI	RES
126	71	0	TEC +0.00	TEH +0.00	EB-610-LLMC		NDD									13	JWM	MAR	RES
126	71	17	TSH -4.71	TSH +4.27	620-MRPC-3C/52 PH		NDD									73	DGT	RHI	RES
128	71	17	TSH -4.51	TSH +4.48	620-MRPC-3C/52 PH		NDD									73	DGT	RHI	RES
128	71	0	TEC +0.00	TEH +0.00	EB-610-LLMC		MBM		04H +19.82			1.57 Vpp	57°	6	13	JWM	MAR	RES	
130	71	0	TEC +0.00	TEH +0.00	EB-610-LLMC		NDD									13	JWM	AJW	RES
130	71	17	TSH -4.53	TSH +4.47	620-MRPC-3C/52 PH		NDD									73	DGT	RHI	RES
132	71	0	TEC +0.00	TEH +0.00	EB-610-LLMC		NDD									13	JWM	AJW	RES
132	71	17	TSH -4.77	TSH +4.18	620-MRPC-3C/52 PH		NDD									73	DGT	RHI	RES

Row	Col	Plan	Begin Test	End Test	Probe	Rstr	Ind	Pct	Location	Inch 1	Inch 2	Volts	Deg	Chan	Cal	Opert	Anlt	Party	
134	71	0	TEC	+0.00	TEH	+0.00			EB-610-LLMC	NDD						13	JWM	AJW	RES
134	71	17	TSH	-4.84	TSH	+4.14			620-MRPC-3C/52 PH	NDD						73	DGT	RHI	RES
136	71	3	TEC	+0.00	TEH	+0.00			EB-610-LLMC	MBM	04H +35.69	0.32 Vpp	57°	1	41	DGT	TEG	RES	
136	71	3	TEC	+0.00	TEH	+0.00			EB-610-LLMC	MBM	03H +10.32	0.40 Vpp	34°	1	41	DGT	TEG	RES	
53	72	0	TEC	+0.00	TEH	+0.00			EB-610-LLMC	MBM	01C +34.97	0.56 Vpp	151°	1	13	JWM	MAR	RES	
53	72	0	TEC	+0.00	TEH	+0.00			EB-610-LLMC	MBM	06C +10.06	0.59 Vpp	149°	1	13	JWM	MAR	RES	
53	72	0	TEC	+0.00	TEH	+0.00			EB-610-LLMC	MBM	02H +3.94	0.54 Vpp	150°	1	13	JWM	MAR	RES	
131	72	3	TEC	+0.00	TEH	+0.00			EB-610-LLMC	NDD						41	DGT	OLH	RES
133	72	3	TEC	+0.00	TEH	+0.00			EB-610-LLMC	NDD						41	DGT	OLH	RES
135	72	3	TEC	+0.00	TEH	+0.00			EB-610-LLMC	NDD						41	DGT	OLH	RES
137	72	3	TEC	+0.00	TEH	+0.00			EB-610-LLMC	PCT	14 VS1 -0.60	0.90 Vvm		M3	41	DGT	TEG	RES	
130	73	3	TEC	+0.00	TEH	+0.00			EB-610-LLMC	NDD						41	DGT	OLH	RES
132	73	3	TEC	+0.00	TEH	+0.00			EB-610-LLMC	NDD						41	DGT	OLH	RES
134	73	3	TEC	+0.00	TEH	+0.00			EB-610-LLMC	NDD						42	DGT	RHI	RES
136	73	3	TEC	+0.00	TEH	+0.00			EB-610-LLMC	NDD						42	DGT	RHI	RES
53	74	0	TEC	+0.00	TEH	+0.00			EB-610-LLMC	NDD						14	JWM	DAL	RES
53	74	17	TSH	-3.66	TSH	+3.95			620-MRPC-3C/52 PH	NDD						86	BAD	RHI	RES
57	74	17	TSH	-5.38	TSH	+3.65			620-MRPC-3C/52 PH	NDD						87	BAD	RHI	RES
57	74	0	TEC	+0.00	TEH	+0.00			EB-610-LLMC	MBM	02C +4.21	0.33 Vpp	145°	1	13	JWM	MAR	RES	
65	74	0	TEC	+0.00	TEH	+0.00			EB-610-LLMC	NDD						14	JWM	DAL	RES
65	74	17	TSH	-4.64	TSH	+4.39			620-MRPC-3C/52 PH	BDA						73	DGT	MAR	RES
65	74	18	TSH	-3.74	TSH	+5.16			620-MRPC-3C/52 PH	NDD						88	BAD	RHI	RES
69	74	17	TSH	-3.93	TSH	+3.73			620-MRPC-3C/52 PH	NDD						74	DGT	RHI	RES
69	74	0	TEC	+0.00	TEH	+0.00			EB-610-LLMC	MBM	02H +8.51	0.61 Vpp	149°	1	13	JWM	MAR	RES	
77	74	0	TEC	+0.00	TEH	+0.00			EB-610-LLMC	NDD						14	JWM	DAL	RES
77	74	17	TSH	-5.08	TSH	+3.98			620-MRPC-3C/52 PH	NDD						73	DGT	RHI	RES
81	74	0	TEC	+0.00	TEH	+0.00			EB-610-LLMC	NDD						13	JWM	AJW	RES
81	74	17	TSH	-3.76	TSH	+3.92			620-MRPC-3C/52 PH	NDD						74	DGT	RHI	RES
89	74	0	TEC	+0.00	TEH	+0.00			EB-610-LLMC	NDD						14	JWM	DAL	RES
89	74	17	TSH	-5.39	TSH	+3.64			620-MRPC-3C/52 PH	NDD						73	DGT	RHI	RES
93	74	0	TEC	+0.00	TEH	+0.00			EB-610-LLMC	NDD						13	JWM	AJW	RES
93	74	17	TSH	-3.45	TSH	+4.24			620-MRPC-3C/52 PH	NDD						74	DGT	RHI	RES
101	74	0	TEC	+0.00	TEH	+0.00			EB-610-LLMC	NDD						14	JWM	DAL	RES
101	74	17	TSH	-4.87	TSH	+4.12			620-MRPC-3C/52 PH	NDD						73	DGT	RHI	RES
105	74	0	TEC	+0.00	TEH	+0.00			EB-610-LLMC	NDD						13	JWM	AJW	RES
105	74	17	TSH	-3.81	TSH	+3.86			620-MRPC-3C/52 PH	NDD						74	DGT	RHI	RES
113	74	0	TEC	+0.00	TEH	+0.00			EB-610-LLMC	NDD						14	JWM	MAR	RES
113	74	17	TSH	-5.07	TSH	+3.93			620-MRPC-3C/52 PH	NDD						73	DGT	RHI	RES
117	74	0	TEC	+0.00	TEH	+0.00			EB-610-LLMC	NDD						13	JWM	AJW	RES
117	74	17	TSH	-3.85	TSH	+3.81			620-MRPC-3C/52 PH	NDD						74	DGT	RHI	RES
125	74	0	TEC	+0.00	TEH	+0.00			EB-610-LLMC	NDD						14	JWM	DAL	RES

Row	Col	Plan	Begin Test	End Test	Probe	Rstr	Ind	Pct	Location	Inch 1	Inch 2	Volts	Deg	Chan	Cal	Oprt	Anlt	Party	
125	74	17	TSH -4.58	TSH +4.37	620-MRPC-3C/52 PH		NDD									73	DGT	RHI	RES
129	74	0	TEC +0.00	TEH +0.00	EB-610-LLMC		NDD									13	JWM	AJW	RES
129	74	17	TSH -4.48	TSH +4.46	620-MRPC-3C/52 PH		NDD									73	DGT	RHI	RES
131	74	3	TEC +0.00	TEH +0.00	EB-610-LLMC		DNT		07H +18.51			8.79 Vpp	181°	1		41	DGT	TEG	RES
133	74	3	TEC +0.00	TEH +0.00	EB-610-LLMC		BDA									42	DGT	TEG	RES
133	74	7	TEC +0.00	TEH +0.00	EB-610-LLMC		NDD									46	DLR	DAL	RES
135	74	3	TEC +0.00	06H +0.00	EB-610-LLMC		BDA									42	DGT	TEG	RES
135	74	7	TEC +0.00	TEH +0.00	EB-610-LLMC		NDD									46	DLR	DAL	RES
137	74	0	TEC +0.00	TEH +0.00	EB-610-LLMC		NDD									13	JWM	AJW	RES
137	74	17	TSH -4.61	TSH +4.34	620-MRPC-3C/52 PH		NDD									73	DGT	RHI	RES
130	75	3	TEC +0.00	TEH +0.00	EB-610-LLMC		NDD									41	DGT	OLH	RES
132	75	3	TEC +0.00	TEH +0.00	EB-610-LLMC		NDD									41	DGT	OLH	RES
134	75	3	TEC +0.00	TEH +0.00	EB-610-LLMC		NDD									41	DGT	OLH	RES
136	75	3	TEC +0.00	TEH +0.00	EB-610-LLMC		NDD									41	DGT	OLH	RES
138	75	3	TEC +0.00	TEH +0.00	EB-610-LLMC		NDD									41	DGT	OLH	RES
131	76	3	TEC +0.00	TEH +0.00	EB-610-LLMC		NDD									41	DGT	OLH	RES
133	76	3	TEC +0.00	TEH +0.00	EB-610-LLMC		NDD									41	DGT	OLH	RES
135	76	3	TEC +0.00	TEH +0.00	EB-610-LLMC		NDD									41	DGT	OLH	RES
137	76	3	TEC +0.00	TEH +0.00	EB-610-LLMC		NDD									41	DGT	OLH	RES
54	77	0	TEC +0.00	TEH +0.00	EB-610-LLMC		NDD									13	JWM	AJW	RES
54	77	17	TSH -4.44	TSH +3.18	620-MRPC-3C/52 PH		NDD									86	BAD	RHI	RES
54	77	2	TSH -3.18	TSH +3.95	+POINT-610-115/36/S80		NDD									95	GKW	WRH	RES
56	77	0	TEC +0.00	TEH +0.00	EB-610-LLMC		NDD									13	JWM	AJW	RES
56	77	17	TSH -4.00	TSH +3.62	620-MRPC-3C/52 PH		NDD									86	BAD	RHI	RES
58	77	0	TEC +0.00	TEH +0.00	EB-610-LLMC		NDD									14	JWM	DAL	RES
58	77	17	TSH -5.64	TSH +3.39	620-MRPC-3C/52 PH		NDD									87	BAD	RHI	RES
58	77	2	TSH -4.04	TSH +4.39	+POINT-610-115/36/S80		NDD									94	GKW	WRH	RES
62	77	0	TEC +0.00	TEH +0.00	EB-610-LLMC		NDD									13	JWM	AJW	RES
62	77	17	TSH -4.60	TSH +4.39	620-MRPC-3C/52 PH		NDD									73	DGT	RHI	RES
62	77	2	TSH -2.87	TSH +4.25	+POINT-610-115/36/S80		NDD									95	GKW	WRH	RES
64	77	0	TEC +0.00	TEH +0.00	EB-610-LLMC		NDD									13	JWM	AJW	RES
64	77	17	TSH -5.05	TSH +3.91	620-MRPC-3C/52 PH		NDD									73	DGT	RHI	RES
66	77	0	TEC +0.00	TEH +0.00	EB-610-LLMC		NDD									14	JWM	DAL	RES
66	77	17	TSH -5.11	TSH +3.92	620-MRPC-3C/52 PH		NDD									73	DGT	RHI	RES
66	77	2	TSH -3.94	TSH +4.47	+POINT-610-115/36/S80		NDD									94	GKW	WRH	RES
70	77	0	TEC +0.00	TEH +0.00	EB-610-LLMC		NDD									13	JWM	AJW	RES
70	77	17	TSH -3.99	TSH +3.67	620-MRPC-3C/52 PH		NDD									74	DGT	RHI	RES
70	77	2	TSH -3.20	TSH +3.93	+POINT-610-115/36/S80		NDD									95	GKW	WRH	RES
72	77	0	TEC +0.00	TEH +0.00	EB-610-LLMC		NDD									13	JWM	AJW	RES
72	77	17	TSH -4.84	TSH +4.19	620-MRPC-3C/52 PH		NDD									73	DGT	RHI	RES
74	77	0	TEC +0.00	TEH +0.00	EB-610-LLMC		NDD									13	JWM	AJW	RES

Row	Col	Plan	Begin Test	End Test	Probe	Rstr	Ind	Pct	Location	Inch 1	Inch 2	Volts	Deg	Chan	Cal	Oprt	Anlt	Party		
74	77	17	TSH	-5.12	TSH	+3.95			620-MRPC-3C/52 PH								73	DGT	RHI	RES
74	77	2	TSH	-3.29	TSH	+5.10			+POINT-610-115/36/S80								94	GKW	WRH	RES
78	77	0	TEC	+0.00	TEH	+0.00			EB-610-LLMC								13	JWM	AJW	RES
78	77	17	TSH	-3.48	TSH	+4.18			620-MRPC-3C/52 PH								74	DGT	RHI	RES
78	77	2	TSH	-3.73	TSH	+3.41			+POINT-610-115/36/S80								95	GKW	WRH	RES
80	77	0	TEC	+0.00	TEH	+0.00			EB-610-LLMC								13	JWM	AJW	RES
80	77	17	TSH	-5.07	TSH	+3.88			620-MRPC-3C/52 PH								75	BAD	RHI	RES
82	77	0	TEC	+0.00	TEH	+0.00			EB-610-LLMC								13	JWM	AJW	RES
82	77	17	TSH	-4.74	TSH	+4.26			620-MRPC-3C/52 PH								75	BAD	RHI	RES
82	77	2	TSH	-4.43	TSH	+3.99			+POINT-610-115/36/S80								94	GKW	WRH	RES
86	77	0	TEC	+0.00	TEH	+0.00			EB-610-LLMC								13	JWM	AJW	RES
86	77	17	TSH	-3.72	TSH	+3.97			620-MRPC-3C/52 PH								76	BAD	RHI	RES
86	77	2	TSH	-5.27	TSH	+3.12			+POINT-610-115/36/S80								94	GKW	WRH	RES
88	77	0	TEC	+0.00	TEH	+0.00			EB-610-LLMC								13	JWM	AJW	RES
88	77	17	TSH	-4.79	TSH	+4.29			620-MRPC-3C/52 PH								75	BAD	RHI	RES
90	77	0	TEC	+0.00	TEH	+0.00			EB-610-LLMC								14	JWM	DAL	RES
90	77	17	TSH	-5.49	TSH	+3.54			620-MRPC-3C/52 PH								75	BAD	RHI	RES
90	77	2	TSH	-3.75	TSH	+3.34			+POINT-610-115/36/S80								95	GKW	WRH	RES
94	77	0	TEC	+0.00	TEH	+0.00			EB-610-LLMC								13	JWM	AJW	RES
94	77	17	TSH	-4.27	TSH	+3.42			620-MRPC-3C/52 PH								76	BAD	RHI	RES
94	77	2	TSH	-4.50	TSH	+3.89			+POINT-610-115/36/S80								94	GKW	WRH	RES
96	77	0	TEC	+0.00	TEH	+0.00			EB-610-LLMC								13	JWM	AJW	RES
96	77	17	TSH	-4.49	TSH	+4.50			620-MRPC-3C/52 PH								75	BAD	RHI	RES
96	77	18	TSH	-4.77	TSH	+4.18			620-MRPC-3C/52 PH								88	BAD	RHI	RES
98	77	0	TEC	+0.00	TEH	+0.00			EB-610-LLMC								14	JWM	DAL	RES
98	77	17	TSH	-4.49	TSH	+4.50			620-MRPC-3C/52 PH								75	BAD	RHI	RES
98	77	2	TSH	-3.27	TSH	+3.87			+POINT-610-115/36/S80								95	GKW	WRH	RES
102	77	0	TEC	+0.00	TEH	+0.00			EB-610-LLMC								13	JWM	AJW	RES
102	77	17	TSH	-4.00	TSH	+5.01			620-MRPC-3C/52 PH								75	BAD	TEG	RES
102	77	2	TSH	-3.56	TSH	+4.86			+POINT-610-115/36/S80								94	GKW	WRH	RES
104	77	0	TEC	+0.00	TEH	+0.00			EB-610-LLMC								13	JWM	AJW	RES
104	77	17	TSH	-4.07	TSH	+4.91			620-MRPC-3C/52 PH								75	BAD	RHI	RES
106	77	0	TEC	+0.00	TEH	+0.00			EB-610-LLMC								14	JWM	DAL	RES
106	77	17	TSH	-3.63	TSH	+5.32			620-MRPC-3C/52 PH								75	BAD	TEG	RES
106	77	18	TSH	-4.34	TSH	+4.57			620-MRPC-3C/52 PH								88	BAD	RHI	RES
106	77	2	TSH	-2.81	TSH	+4.33			+POINT-610-115/36/S80								95	GKW	WRH	RES
110	77	0	TEC	+0.00	TEH	+0.00			EB-610-LLMC								13	JWM	AJW	RES
110	77	17	TSH	-3.65	TSH	+5.34			620-MRPC-3C/52 PH								75	BAD	RHI	RES
110	77	2	TSH	-4.72	TSH	+3.67			+POINT-610-115/36/S80								94	GKW	WRH	RES
112	77	0	TEC	+0.00	TEH	+0.00			EB-610-LLMC								13	JWM	AJW	RES
112	77	17	TSH	-3.90	TSH	+5.10			620-MRPC-3C/52 PH								75	BAD	RHI	RES

Row	Col	Plan	Begin Test	End Test	Probe	Rstr	Ind	Pct	Location	Inch 1	Inch 2	Volts	Deg	Chan	Cal	Oprt	Anlt	Party		
114	77	0	TEC +0.00	TEH +0.00					EB-610-LLMC							14	JWM	DAL	RES	
114	77	17	TSH -4.61	TSH +4.51					620-MRPC-3C/52 PH							75	BAD	RHI	RES	
114	77	2	TSH -3.52	TSH +3.62					+POINT-610-115/36/S80							95	GKW	WRH	RES	
118	77	0	TEC +0.00	TEH +0.00					EB-610-LLMC							13	JWM	AJW	RES	
118	77	17	TSH -4.82	TSH +4.21					620-MRPC-3C/52 PH							75	BAD	TEG	RES	
118	77	2	TSH -4.58	TSH +3.80					+POINT-610-115/36/S80							94	GKW	WRH	RES	
120	77	0	TEC +0.00	TEH +0.00					EB-610-LLMC							13	JWM	AJW	RES	
120	77	17	TSH -4.66	TSH +4.49					620-MRPC-3C/52 PH							75	BAD	RHI	RES	
122	77	0	TEC +0.00	TEH +0.00					EB-610-LLMC							14	JWM	DAL	RES	
122	77	17	TSH -4.73	TSH +4.35					620-MRPC-3C/52 PH							75	BAD	RHI	RES	
122	77	2	TSH -3.37	TSH +3.76					+POINT-610-115/36/S80							95	GKW	WRH	RES	
126	77	0	TEC +0.00	TEH +0.00					EB-610-LLMC							13	JWM	AJW	RES	
126	77	17	TSH -4.52	TSH +4.58					620-MRPC-3C/52 PH							75	BAD	RHI	RES	
126	77	2	TSH -4.06	TSH +4.35					+POINT-610-115/36/S80							94	GKW	WRH	RES	
128	77	0	TEC +0.00	TEH +0.00					EB-610-LLMC							13	JWM	AJW	RES	
128	77	17	TSH -4.72	TSH +4.38					620-MRPC-3C/52 PH							75	BAD	RHI	RES	
130	77	0	TEC +0.00	TEH +0.00					EB-610-LLMC							13	JWM	AJW	RES	
130	77	17	TSH -4.84	TSH +4.21					620-MRPC-3C/52 PH							75	BAD	TEG	RES	
130	77	2	TSH -3.13	TSH +4.01					+POINT-610-115/36/S80							95	GKW	WRH	RES	
132	77	3	TEC +0.00	TEH +0.00					EB-610-LLMC							41	DGT	OLH	RES	
134	77	0	TEC +0.00	TEH +0.00					EB-610-LLMC							13	JWM	AJW	RES	
134	77	17	TSH -4.58	TSH +4.46					620-MRPC-3C/52 PH							75	BAD	RHI	RES	
134	77	2	TSH -3.77	TSH +5.22					+POINT-610-115/36/S80							94	GKW	WRH	RES	
136	77	0	TEC +0.00	TEH +0.00					EB-610-LLMC							13	JWM	AJW	RES	
136	77	17	TSH -4.45	TSH +5.18					620-MRPC-3C/52 PH							75	BAD	TEG	RES	
138	77	0	TEC +0.00	TEH +0.00					EB-610-LLMC							13	JWM	AJW	RES	
138	77	17	TSH -4.44	TSH +4.61					620-MRPC-3C/52 PH							75	BAD	RHI	RES	
138	77	2	TSH -3.75	TSH +4.60					+POINT-610-115/36/S80							94	GKW	WRH	RES	
107	78	0	TEC +0.00	TEH +0.00					EB-610-LLMC							M1	13	JWM	TEG	LAR
131	78	3	TEC +0.00	TEH +0.00					EB-610-LLMC			0.49 Vpp 180°				1	41	DGT	TEG	RES
133	78	3	TEC +0.00	TEH +0.00					EB-610-LLMC			0.26 Vpp 54°				41	DGT	OLH	RES	
135	78	3	TEC +0.00	TEH +0.00					EB-610-LLMC							41	DGT	OLH	RES	
137	78	3	TEC +0.00	TEH +0.00					EB-610-LLMC							41	DGT	OLH	RES	
96	79	0	TEC +0.00	TEH +0.00					EB-610-LLMC							13	JWM	AJW	RES	
96	79	17	TSH -4.62	TSH +4.37					620-MRPC-3C/52 PH							75	BAD	RHI	RES	
130	79	3	TEC +0.00	TEH +0.00					EB-610-LLMC							41	MC	OLH	RES	
132	79	3	TEC +0.00	TEH +0.00					EB-610-LLMC							41	MC	OLH	RES	
134	79	3	TEC +0.00	TEH +0.00					EB-610-LLMC							41	MC	OLH	RES	
136	79	3	TEC +0.00	TEH +0.00					EB-610-LLMC							41	MC	OLH	RES	
138	79	3	TEC +0.00	TEH +0.00					EB-610-LLMC							41	MC	OLH	RES	
59	80	0	TEC +0.00	TEH +0.00					EB-610-LLMC							M3	41	DGT	TEG	RES
																14	JWM	DAL	RES	

Row	Col	Plan	Begin Test	End Test	Probe	Rstr	Ind	Pct	Location	Inch 1	Inch 2	Volts	Deg	Chan	Cal	Oprt	Anlt	Party	
59	80	17	TSH	-5.09	TSH	+3.90			620-MRPC-3C/52 PH							73	DGT	RHI	RES
63	80	0	TEC	+0.00	TEH	+0.00			EB-610-LLMC							13	JWM	AJW	RES
63	80	17	TSH	-3.57	TSH	+4.08			620-MRPC-3C/52 PH							74	DGT	RHI	RES
71	80	0	TEC	+0.00	TEH	+0.00			EB-610-LLMC							14	JWM	DAL	RES
71	80	17	TSH	-4.98	TSH	+4.09			620-MRPC-3C/52 PH							73	DGT	RHI	RES
75	80	0	TEC	+0.00	TEH	+0.00			EB-610-LLMC							13	JWM	AJW	RES
75	80	17	TSH	-3.66	TSH	+4.00			620-MRPC-3C/52 PH							74	DGT	RHI	RES
83	80	0	TEC	+0.00	TEH	+0.00			EB-610-LLMC							14	JWM	DAL	RES
83	80	17	TSH	-4.77	TSH	+4.22			620-MRPC-3C/52 PH							75	BAD	RHI	RES
87	80	0	TEC	+0.00	TEH	+0.00			EB-610-LLMC							13	JWM	AJW	RES
87	80	17	TSH	-3.71	TSH	+3.98			620-MRPC-3C/52 PH							76	BAD	RHI	RES
95	80	0	TEC	+0.00	TEH	+0.00			EB-610-LLMC							14	JWM	DAL	RES
95	80	17	TSH	-4.90	TSH	+4.09			620-MRPC-3C/52 PH							75	BAD	RHI	RES
99	80	0	TEC	+0.00	TEH	+0.00			EB-610-LLMC							13	JWM	AJW	RES
99	80	17	TSH	-3.85	TSH	+3.84			620-MRPC-3C/52 PH							76	BAD	RHI	RES
107	80	0	TEC	+0.00	TEH	+0.00			EB-610-LLMC							14	JWM	DAL	RES
107	80	17	TSH	-7.54	TSH	+1.46			620-MRPC-3C/52 PH							75	BAD	RHI	RES
111	80	0	TEC	+0.00	TEH	+0.00			EB-610-LLMC							13	JWM	AJW	RES
111	80	17	TSH	-4.05	TSH	+3.65			620-MRPC-3C/52 PH							76	BAD	RHI	RES
119	80	0	TEC	+0.00	TEH	+0.00			EB-610-LLMC							14	JWM	DAL	RES
119	80	17	TSH	-6.37	TSH	+2.63			620-MRPC-3C/52 PH							75	BAD	RHI	RES
123	80	0	TEC	+0.00	TEH	+0.00			EB-610-LLMC							13	JWM	AJW	RES
123	80	17	TSH	-3.94	TSH	+3.72			620-MRPC-3C/52 PH							76	BAD	RHI	RES
131	80	0	TEC	+0.00	TEH	+0.00			EB-610-LLMC							13	JWM	AJW	RES
131	80	17	TSH	-5.10	TSH	+3.92			620-MRPC-3C/52 PH							75	BAD	RHI	RES
133	80	3	TEC	+0.00	TEH	+0.00			EB-610-LLMC							41	MC	OLH	RES
135	80	0	TEC	+0.00	TEH	+0.00			EB-610-LLMC							13	JWM	AJW	RES
135	80	17	TSH	-5.14	TSH	+3.89			620-MRPC-3C/52 PH							75	BAD	RHI	RES
137	80	3	TEC	+0.00	TEH	+0.00			EB-610-LLMC							41	MC	OLH	RES
130	81	3	TEC	+0.00	TEH	+0.00			EB-610-LLMC							41	MC	OLH	RES
132	81	3	TEC	+0.00	TEH	+0.00			EB-610-LLMC							41	MC	OLH	RES
134	81	3	TEC	+0.00	TEH	+0.00			EB-610-LLMC							41	MC	OLH	RES
136	81	3	TEC	+0.00	TEH	+0.00			EB-610-LLMC							41	MC	OLH	RES
138	81	3	TEC	+0.00	TEH	+0.00			EB-610-LLMC							41	MC	OLH	RES
81	82	0	TEC	+0.00	TEH	+0.00			EB-610-LLMC							13	JWM	AJW	RES
81	82	17	TSH	-4.67	TSH	+4.32			620-MRPC-3C/52 PH							75	BAD	RHI	RES
85	82	17	TSH	-4.65	TSH	+4.33			620-MRPC-3C/52 PH							75	BAD	RHI	RES
87	82	17	TSH	-4.72	TSH	+4.24			620-MRPC-3C/52 PH							75	BAD	RHI	RES
107	82	0	TEC	+0.00	TEH	+0.00			EB-610-LLMC	PCT	7 VS2	+0.92	0.40 Vvm	M3	13	JWM	TEG	LAR	
107	82	0	TEC	+0.00	TEH	+0.00			EB-610-LLMC	PCT	11 VS2	-0.78	0.68 Vvm	M3	13	JWM	TEG	LAR	
121	82	17	TSH	-4.85	TSH	+4.14			620-MRPC-3C/52 PH							75	BAD	TEG	RES

Row	Col	Plan	Begin Test	End Test	Probe	Rstr	Ind	Pct	Location	Inch 1	Inch 2	Volts	Deg	Chan	Cal	Opri	Anlt	Party	
123	82	17	TSH	-4.59	TSH	+4.39			620-MRPC-3C/52 PH	NDD					75	BAD	RHI	RES	
131	82	3	TEC	+0.00	TEH	+0.00			EB-610-LLMC	NDD					41	MC	OLH	RES	
133	82	3	TEC	+0.00	TEH	+0.00			EB-610-LLMC	NDD					41	MC	OLH	RES	
135	82	3	TEC	+0.00	TEH	+0.00			EB-610-LLMC	PCT	11	VS7	-0.93	0.69 Vvm	M3	41	MC	TEG	RES
137	82	3	TEC	+0.00	TEH	+0.00			EB-610-LLMC	NDD					41	MC	TEG	RES	
54	83	0	TEC	+0.00	TEH	+0.00			EB-610-LLMC	NDD					13	JWM	AJW	RES	
54	83	17	TSH	-4.43	TSH	+4.56			620-MRPC-3C/52 PH	NDD					73	DGT	MAR	RES	
56	83	0	TEC	+0.00	TEH	+0.00			EB-610-LLMC	NDD					14	JWM	MAR	RES	
56	83	17	TSH	-4.72	TSH	+4.27			620-MRPC-3C/52 PH	NDD					73	DGT	RHI	RES	
58	83	0	TEC	+0.00	TEH	+0.00			EB-610-LLMC	NDD					14	JWM	DAL	RES	
58	83	17	TSH	-4.61	TSH	+4.38			620-MRPC-3C/52 PH	NDD					73	DGT	RHI	RES	
60	83	0	TEC	+0.00	TEH	+0.00			EB-610-LLMC	NDD					13	JWM	AJW	RES	
60	83	17	TSH	-3.66	TSH	+4.00			620-MRPC-3C/52 PH	NDD					74	DGT	RHI	RES	
62	83	0	TEC	+0.00	TEH	+0.00			EB-610-LLMC	NDD					13	JWM	AJW	RES	
62	83	17	TSH	-3.98	TSH	+3.63			620-MRPC-3C/52 PH	NDD					74	DGT	RHI	RES	
64	83	0	TEC	+0.00	TEH	+0.00			EB-610-LLMC	NDD					14	JWM	DAL	RES	
64	83	17	TSH	-4.86	TSH	+4.14			620-MRPC-3C/52 PH	NDD					73	DGT	RHI	RES	
68	83	0	TEC	+0.00	TEH	+0.00			EB-610-LLMC	NDD					13	JWM	AJW	RES	
68	83	17	TSH	-3.68	TSH	+4.02			620-MRPC-3C/52 PH	NDD					74	DGT	RHI	RES	
70	83	0	TEC	+0.00	TEH	+0.00			EB-610-LLMC	NDD					14	JWM	DAL	RES	
70	83	17	TSH	-5.03	TSH	+4.00			620-MRPC-3C/52 PH	NDD					73	DGT	RHI	RES	
72	83	0	TEC	+0.00	TEH	+0.00			EB-610-LLMC	NDD					14	JWM	DAL	RES	
72	83	17	TSH	-5.04	TSH	+3.98			620-MRPC-3C/52 PH	NDD					73	DGT	RHI	RES	
74	83	0	TEC	+0.00	TEH	+0.00			EB-610-LLMC	NDD					13	JWM	AJW	RES	
74	83	17	TSH	-3.58	TSH	+4.09			620-MRPC-3C/52 PH	NDD					74	DGT	RHI	RES	
76	83	0	TEC	+0.00	TEH	+0.00			EB-610-LLMC	NDD					13	JWM	AJW	RES	
76	83	17	TSH	-3.34	TSH	+4.32			620-MRPC-3C/52 PH	NDD					74	DGT	RHI	RES	
78	83	0	TEC	+0.00	TEH	+0.00			EB-610-LLMC	NDD					14	JWM	DAL	RES	
78	83	17	TSH	-3.98	TSH	+5.05			620-MRPC-3C/52 PH	NDD					75	BAD	RHI	RES	
82	83	17	TSH	-3.64	TSH	+4.05			620-MRPC-3C/52 PH	NDD					76	BAD	RHI	RES	
82	83	0	TEC	+0.00	TEH	+0.00			EB-610-LLMC	MBM	01H	+7.10	0.46 Vpp 132°	1	13	JWM	MAR	RES	
84	83	0	TEC	+0.00	TEH	+0.00			EB-610-LLMC	NDD					14	JWM	DAL	RES	
84	83	17	TSH	-4.75	TSH	+4.28			620-MRPC-3C/52 PH	NDD					75	BAD	RHI	RES	
88	83	0	TEC	+0.00	TEH	+0.00			EB-610-LLMC	NDD					13	JWM	AJW	RES	
88	83	17	TSH	-4.20	TSH	+3.46			620-MRPC-3C/52 PH	NDD					76	BAD	RHI	RES	
90	83	0	TEC	+0.00	TEH	+0.00			EB-610-LLMC	NDD					13	JWM	AJW	RES	
90	83	17	TSH	-3.11	TSH	+5.91			620-MRPC-3C/52 PH	NDD					75	BAD	RHI	RES	
92	83	0	TEC	+0.00	TEH	+0.00			EB-610-LLMC	NDD					14	JWM	DAL	RES	
92	83	17	TSH	-3.96	TSH	+5.06			620-MRPC-3C/52 PH	NDD					75	BAD	RHI	RES	
96	83	0	TEC	+0.00	TEH	+0.00			EB-610-LLMC	NDD					13	JWM	AJW	RES	
96	83	17	TSH	-3.17	TSH	+4.53			620-MRPC-3C/52 PH	NDD					76	BAD	RHI	RES	

Row	Col	Plan	Begin Test	End Test	Probe	Rstr	Ind	Pct	Location	Inch 1	Inch 2	Volts	Deg	Chan	Cal	Opri	Anlt	Party
98	83	0	TEC	+0.00	TEH	+0.00			EB-610-LLMC						14	JWM	DAL	RES
98	83	17	TSH	-5.40	TSH	+3.63			620-MRPC-3C/52 PH						75	BAD	RHI	RES
100	83	0	TEC	+0.00	TEH	+0.00			EB-610-LLMC						14	JWM	DAL	RES
100	83	17	TSH	-4.45	TSH	+4.62			620-MRPC-3C/52 PH						75	BAD	RHI	RES
102	83	0	TEC	+0.00	TEH	+0.00			EB-610-LLMC						13	JWM	AJW	RES
102	83	17	TSH	-5.07	TSH	+4.00			620-MRPC-3C/52 PH						75	BAD	RHI	RES
104	83	0	TEC	+0.00	TEH	+0.00			EB-610-LLMC						13	JWM	AJW	RES
104	83	17	TSH	-3.68	TSH	+3.98			620-MRPC-3C/52 PH						76	BAD	RHI	RES
106	83	0	TEC	+0.00	TEH	+0.00			EB-610-LLMC						14	JWM	DAL	RES
106	83	17	TSH	-3.36	TSH	+4.37			620-MRPC-3C/52 PH						76	BAD	RHI	RES
110	83	0	TEC	+0.00	TEH	+0.00			EB-610-LLMC						13	JWM	AJW	RES
110	83	17	TSH	-5.09	TSH	+3.94			620-MRPC-3C/52 PH						75	BAD	RHI	RES
112	83	0	TEC	+0.00	TEH	+0.00			EB-610-LLMC						13	JWM	AJW	RES
112	83	17	TSH	-5.30	TSH	+3.69			620-MRPC-3C/52 PH						75	BAD	RHI	RES
114	83	0	TEC	+0.00	TEH	+0.00			EB-610-LLMC						14	JWM	MAR	RES
114	83	17	TSH	-4.38	TSH	+4.61			620-MRPC-3C/52 PH						75	BAD	RHI	RES
116	83	0	TEC	+0.00	TEH	+0.00			EB-610-LLMC						14	JWM	DAL	RES
116	83	17	TSH	-4.63	TSH	+4.41			620-MRPC-3C/52 PH						75	BAD	RHI	RES
118	83	0	TEC	+0.00	TEH	+0.00			EB-610-LLMC						13	JWM	AJW	RES
118	83	17	TSH	-4.34	TSH	+4.69			620-MRPC-3C/52 PH						75	BAD	RHI	RES
120	83	0	TEC	+0.00	TEH	+0.00			EB-610-LLMC						13	JWM	AJW	RES
120	83	17	TSH	-4.95	TSH	+4.07			620-MRPC-3C/52 PH						75	BAD	RHI	RES
124	83	0	TEC	+0.00	TEH	+0.00			EB-610-LLMC						14	JWM	DAL	RES
124	83	17	TSH	-5.24	TSH	+3.74			620-MRPC-3C/52 PH						75	BAD	RHI	RES
126	83	0	TEC	+0.00	TEH	+0.00			EB-610-LLMC						14	JWM	DAL	RES
126	83	17	TSH	-5.35	TSH	+3.63			620-MRPC-3C/52 PH						75	BAD	RHI	RES
128	83	0	TEC	+0.00	TEH	+0.00			EB-610-LLMC						13	JWM	AJW	RES
128	83	17	TSH	-5.00	TSH	+3.99			620-MRPC-3C/52 PH						75	BAD	RHI	RES
130	83	0	TEC	+0.00	TEH	+0.00			EB-610-LLMC						13	JWM	AJW	RES
130	83	17	TSH	-5.42	TSH	+3.56			620-MRPC-3C/52 PH						75	BAD	RHI	RES
132	83	0	TEC	+0.00	TEH	+0.00			EB-610-LLMC						13	JWM	AJW	RES
132	83	17	TSH	-5.09	TSH	+3.94			620-MRPC-3C/52 PH						75	BAD	RHI	RES
134	83	0	TEC	+0.00	TEH	+0.00			EB-610-LLMC						13	JWM	AJW	RES
134	83	17	TSH	-5.09	TSH	+4.16			620-MRPC-3C/52 PH						75	BAD	RHI	RES
136	83	3	TEC	+0.00	TEH	+0.00			EB-610-LLMC						41	MC	OLH	RES
138	83	0	TEC	+0.00	TEH	+0.00			EB-610-LLMC						13	JWM	AJW	RES
138	83	17	TSH	-5.35	TSH	+3.68			620-MRPC-3C/52 PH						75	BAD	RHI	RES
79	84	0	TEC	+0.00	TEH	+0.00			EB-610-LLMC	PCT	11	VS4 +11.39	0.64 Vpp 154°	1	13	JWM	TEG	LAR
79	84	0	TEC	+0.00	TEH	+0.00			EB-610-LLMC	MBM		04H +29.57	0.32 Vpp 152°	1	13	JWM	TEG	LAR
79	84	0	TEC	+0.00	TEH	+0.00			EB-610-LLMC	MBM		06H +23.64	0.47 Vpp 160°	1	13	JWM	TEG	LAR
85	84	17	TSH	-4.35	TSH	+4.64			620-MRPC-3C/52 PH						75	BAD	RHI	RES

Row	Col	Plan	Begin Test	End Test	Probe	Rstr	Ind	Pct	Location	Inch 1	Inch 2	Volts	Deg	Chan	Cal	Oprt	Anlt	Party	
87	84	17	TSH -5.18	TSH +3.77	620-MRPC-3C/52 PH		NDD									75	BAD	RHI	RES
121	84	17	TSH -4.95	TSH +4.04	620-MRPC-3C/52 PH		NDD									75	BAD	RHI	RES
123	84	17	TSH -4.88	TSH +4.11	620-MRPC-3C/52 PH		NDD									75	BAD	RHI	RES
131	84	3	TEC +0.00	TEH +0.00	EB-610-LLMC		MBM		VS1 +15.16			0.25 Vpp	153°	1	41	MC	TEG	RES	
133	84	3	TEC +0.00	TEH +0.00	EB-610-LLMC		NDD									41	MC	OLH	RES
135	84	3	TEC +0.00	TEH +0.00	EB-610-LLMC		NDD									41	MC	OLH	RES
137	84	3	TEC +0.00	TEH +0.00	EB-610-LLMC		NDD									41	MC	TEG	RES
100	85	0	TEC +0.00	TEH +0.00	EB-610-LLMC		NDD									13	JWM	AJW	RES
100	85	17	TSH -5.36	TSH +3.60	620-MRPC-3C/52 PH		NDD									75	DGT	RHI	RES
130	85	3	TEC +0.00	TEH +0.00	EB-610-LLMC		NDD									41	MC	OLH	RES
132	85	3	TEC +0.00	TEH +0.00	EB-610-LLMC		NDD									41	MC	OLH	RES
134	85	3	TEC +0.00	TEH +0.00	EB-610-LLMC		NDD									41	MC	OLH	RES
136	85	3	TEC +0.00	TEH +0.00	EB-610-LLMC		NDD									41	MC	OLH	RES
138	85	3	TEC +0.00	TEH +0.00	EB-610-LLMC		NDD									41	MC	DAL	RES
53	86	0	TEC +0.00	TEH +0.00	EB-610-LLMC		NDD									14	JWM	MAR	RES
53	86	17	TSH -4.53	TSH +4.54	620-MRPC-3C/52 PH		NDD									75	BAD	RHI	RES
57	86	0	TEC +0.00	TEH +0.00	EB-610-LLMC		NDD									13	JWM	AJW	RES
57	86	17	TSH -3.81	TSH +3.85	620-MRPC-3C/52 PH		NDD									76	BAD	RHI	RES
65	86	0	TEC +0.00	TEH +0.00	EB-610-LLMC		NDD									14	JWM	DAL	RES
65	86	17	TSH -4.52	TSH +4.55	620-MRPC-3C/52 PH		NDD									75	BAD	RHI	RES
69	86	0	TEC +0.00	TEH +0.00	EB-610-LLMC		NDD									13	JWM	AJW	RES
69	86	17	TSH -3.89	TSH +3.77	620-MRPC-3C/52 PH		NDD									76	BAD	RHI	RES
77	86	0	TEC +0.00	TEH +0.00	EB-610-LLMC		NDD									14	JWM	DAL	RES
77	86	17	TSH -4.68	TSH +4.39	620-MRPC-3C/52 PH		NDD									75	DGT	RHI	RES
81	86	0	TEC +0.00	TEH +0.00	EB-610-LLMC		NDD									13	JWM	AJW	RES
81	86	17	TSH -3.46	TSH +4.19	620-MRPC-3C/52 PH		NDD									76	DGT	RHI	RES
89	86	0	TEC +0.00	TEH +0.00	EB-610-LLMC		NDD									14	JWM	DAL	RES
89	86	17	TSH -5.18	TSH +3.85	620-MRPC-3C/52 PH		NDD									75	DGT	RHI	RES
93	86	0	TEC +0.00	TEH +0.00	EB-610-LLMC		NDD									13	JWM	AJW	RES
93	86	17	TSH -3.56	TSH +4.13	620-MRPC-3C/52 PH		NDD									76	DGT	RHI	RES
101	86	0	TEC +0.00	TEH +0.00	EB-610-LLMC		NDD									14	JWM	DAL	RES
101	86	17	TSH -4.97	TSH +4.02	620-MRPC-3C/52 PH		NDD									75	DGT	RHI	RES
105	86	0	TEC +0.00	TEH +0.00	EB-610-LLMC		NDD									13	JWM	AJW	RES
105	86	17	TSH -3.73	TSH +3.93	620-MRPC-3C/52 PH		NDD									76	DGT	RHI	RES
113	86	0	TEC +0.00	TEH +0.00	EB-610-LLMC		NDD									14	JWM	DAL	RES
113	86	17	TSH -5.40	TSH +3.59	620-MRPC-3C/52 PH		NDD									75	DGT	RHI	RES
117	86	0	TEC +0.00	TEH +0.00	EB-610-LLMC		NDD									13	JWM	AJW	RES
117	86	17	TSH -4.16	TSH +3.55	620-MRPC-3C/52 PH		NDD									76	DGT	RHI	RES
125	86	0	TEC +0.00	TEH +0.00	EB-610-LLMC		NDD									14	JWM	DAL	RES
125	86	17	TSH -4.92	TSH +4.15	620-MRPC-3C/52 PH		NDD									75	DGT	RHI	RES
129	86	0	TEC +0.00	TEH +0.00	EB-610-LLMC		NDD									13	JWM	AJW	RES

Row	Col	Plan	Begin Test	End Test	Probe	Rstr	Ind	Pct	Location	Inch 1	Inch 2	Volts	Deg	Chan	Cal	Oprt	Anlt	Party	
129	86	17	TSH	-3.31	TSH	+4.39			620-MRPC-3C/52 PH							76	DGT	RHI	RES
131	86	3	TEC	+0.00	TEH	+0.00			EB-610-LLMC							41	MC	DAL	RES
133	86	3	TEC	+0.00	TEH	+0.00			EB-610-LLMC							41	MC	DAL	RES
135	86	3	TEC	+0.00	TEH	+0.00			EB-610-LLMC							41	MC	DAL	RES
137	86	0	TEC	+0.00	TEH	+0.00			EB-610-LLMC							13	JWM	AJW	RES
137	86	17	TSH	-4.66	TSH	+4.34			620-MRPC-3C/52 PH							75	DGT	OLH	RES
92	87	0	TEC	+0.00	TEH	+0.00			EB-610-LLMC							13	JWM	AJW	RES
92	87	17	TSH	-4.76	TSH	+4.22			620-MRPC-3C/52 PH							75	DGT	RHI	RES
130	87	3	TEC	+0.00	TEH	+0.00			EB-610-LLMC							41	MC	DAL	RES
132	87	3	TEC	+0.00	TEH	+0.00			EB-610-LLMC							41	MC	DAL	RES
134	87	3	TEC	+0.00	TEH	+0.00			EB-610-LLMC							41	MC	DAL	RES
136	87	3	TEC	+0.00	TEH	+0.00			EB-610-LLMC	MBM	08C +5.70	0.17 Vpp	90°	1	41	MC	TEG	RES	
138	87	3	TEC	+0.00	TEH	+0.00			EB-610-LLMC							41	MC	DAL	RES
131	88	3	TEC	+0.00	TEH	+0.00			EB-610-LLMC	MBM	VS2 +22.99	1.45 Vpp	162°	1	41	MC	TEG	RES	
133	88	3	TEC	+0.00	TEH	+0.00			EB-610-LLMC							41	MC	DAL	RES
135	88	3	TEC	+0.00	TEH	+0.00			EB-610-LLMC							41	MC	DAL	RES
137	88	0	TEC	+0.00	TEH	+0.00			EB-610-LLMC	PCT	18 VS7 +0.75	1.29 Vvm		M3	13	JWM	TEG	LAR	
137	88	0	TEC	+0.00	TEH	+0.00			EB-610-LLMC	PCT	25 VS6 +0.78	2.11 Vvm		M3	13	JWM	TEG	LAR	
137	88	0	TEC	+0.00	TEH	+0.00			EB-610-LLMC	PCT	15 VS6 -0.88	1.01 Vvm		M3	13	JWM	TEG	LAR	
52	89	0	TEC	+0.00	TEH	+0.00			EB-610-LLMC							13	JWM	AJW	RES
52	89	17	TSH	-4.33	TSH	+4.75			620-MRPC-3C/52 PH							75	DGT	RHI	RES
54	89	0	TEC	+0.00	TEH	+0.00			EB-610-LLMC							13	JWM	AJW	RES
54	89	17	TSH	-4.45	TSH	+4.61			620-MRPC-3C/52 PH							75	DGT	RHI	RES
54	89	2	TSH	-3.71	TSH	+4.71			+POINT-610-115/36/S80							94	GKW	WRH	RES
56	89	0	TEC	+0.00	TEH	+0.00			EB-610-LLMC							14	JWM	DAL	RES
56	89	17	TSH	-3.23	TSH	+4.43			620-MRPC-3C/52 PH							76	DGT	RHI	RES
58	89	0	TEC	+0.00	TEH	+0.00			EB-610-LLMC							14	JWM	DAL	RES
58	89	17	TSH	-3.12	TSH	+4.53			620-MRPC-3C/52 PH							76	DGT	RHI	RES
58	89	2	TSH	-3.42	TSH	+3.74			+POINT-610-115/36/S80							95	GKW	WRH	RES
60	89	0	TEC	+0.00	TEH	+0.00			EB-610-LLMC							13	JWM	MAR	RES
60	89	17	TSH	-4.64	TSH	+4.39			620-MRPC-3C/52 PH							75	DGT	RHI	RES
62	89	0	TEC	+0.00	TEH	+0.00			EB-610-LLMC							13	JWM	MAR	RES
62	89	17	TSH	-4.48	TSH	+4.55			620-MRPC-3C/52 PH							75	DGT	RHI	RES
62	89	2	TSH	-3.53	TSH	+4.89			+POINT-610-115/36/S80							94	GKW	WRH	RES
64	89	0	TEC	+0.00	TEH	+0.00			EB-610-LLMC							14	JWM	DAL	RES
64	89	17	TSH	-3.46	TSH	+4.23			620-MRPC-3C/52 PH							76	DGT	RHI	RES
66	89	0	TEC	+0.00	TEH	+0.00			EB-610-LLMC							14	JWM	DAL	RES
66	89	17	TSH	-3.51	TSH	+4.16			620-MRPC-3C/52 PH							76	DGT	RHI	RES
66	89	2	TSH	-2.50	TSH	+4.63			+POINT-610-115/36/S80							95	GKW	WRH	RES
68	89	0	TEC	+0.00	TEH	+0.00			EB-610-LLMC							13	JWM	AJW	RES
68	89	17	TSH	-5.22	TSH	+3.80			620-MRPC-3C/52 PH							75	DGT	RHI	RES

Row	Col	Plan	Begin Test	End Test	Probe	Rstr	Ind	Pct	Location	Inch 1	Inch 2	Volts	Deg	Chan	Cal	Oprrt	Anlt	Party	
70	89	0	TEC +0.00	TEH +0.00	EB-610-LLMC											13	JWM	AJW	RES
70	89	17	TSH -4.99	TSH +4.04	620-MRPC-3C/52 PH											75	DGT	RHI	RES
70	89	2	TSH -3.51	TSH +4.93	+POINT-610-115/36/S80											94	GKW	WRH	RES
72	89	0	TEC +0.00	TEH +0.00	EB-610-LLMC											14	JWM	MAR	RES
72	89	17	TSH -3.82	TSH +3.83	620-MRPC-3C/52 PH											76	DGT	RHI	RES
74	89	0	TEC +0.00	TEH +0.00	EB-610-LLMC											14	JWM	DAL	RES
74	89	17	TSH -3.81	TSH +3.85	620-MRPC-3C/52 PH											76	DGT	RHI	RES
74	89	2	TSH -2.74	TSH +4.39	+POINT-610-115/36/S80											95	GKW	WRH	RES
76	89	0	TEC +0.00	TEH +0.00	EB-610-LLMC											13	JWM	AJW	RES
76	89	17	TSH -4.97	TSH +4.07	620-MRPC-3C/52 PH											75	DGT	RHI	RES
78	89	0	TEC +0.00	TEH +0.00	EB-610-LLMC											13	JWM	AJW	RES
78	89	17	TSH -4.56	TSH +4.51	620-MRPC-3C/52 PH											75	DGT	RHI	RES
78	89	2	TSH -3.52	TSH +4.89	+POINT-610-115/36/S80											94	GKW	WRH	RES
80	89	0	TEC +0.00	TEH +0.00	EB-610-LLMC											14	JWM	DAL	RES
80	89	17	TSH -3.58	TSH +4.11	620-MRPC-3C/52 PH											76	DGT	RHI	RES
82	89	0	TEC +0.00	TEH +0.00	EB-610-LLMC											14	JWM	DAL	RES
82	89	17	TSH -3.54	TSH +4.12	620-MRPC-3C/52 PH											76	DGT	RHI	RES
82	89	2	TSH -3.02	TSH +4.11	+POINT-610-115/36/S80											95	GKW	WRH	RES
84	89	0	TEC +0.00	TEH +0.00	EB-610-LLMC											13	JWM	AJW	RES
84	89	17	TSH -4.93	TSH +4.09	620-MRPC-3C/52 PH											75	DGT	RHI	RES
86	89	0	TEC +0.00	TEH +0.00	EB-610-LLMC											13	JWM	AJW	RES
86	89	17	TSH -4.96	TSH +4.07	620-MRPC-3C/52 PH											75	DGT	RHI	RES
86	89	2	TSH -3.94	TSH +4.45	+POINT-610-115/36/S80											94	GKW	WRH	RES
88	89	0	TEC +0.00	TEH +0.00	EB-610-LLMC											14	JWM	DAL	RES
88	89	17	TSH -3.70	TSH +3.95	620-MRPC-3C/52 PH											76	DGT	RHI	RES
90	89	17	TSH -3.77	TSH +3.89	620-MRPC-3C/52 PH											76	DGT	RHI	RES
90	89	2	TSH -3.23	TSH +3.90	+POINT-610-115/36/S80											95	GKW	WRH	RES
90	89	0	TEC +0.00	TEH +0.00	EB-610-LLMC				01C -1.41			0.44 Vpp 152°		1	14	JWM	MAR	RES	
92	89	0	TEC +0.00	TEH +0.00	EB-610-LLMC											13	JWM	AJW	RES
92	89	17	TSH -4.66	TSH +4.33	620-MRPC-3C/52 PH											75	DGT	RHI	RES
94	89	0	TEC +0.00	TEH +0.00	EB-610-LLMC											13	JWM	AJW	RES
94	89	17	TSH -5.02	TSH +3.99	620-MRPC-3C/52 PH											75	DGT	RHI	RES
94	89	2	TSH -4.33	TSH +4.05	+POINT-610-115/36/S80											94	GKW	WRH	RES
96	89	0	TEC +0.00	TEH +0.00	EB-610-LLMC											14	JWM	DAL	RES
96	89	17	TSH -3.26	TSH +4.44	620-MRPC-3C/52 PH											76	DGT	RHI	RES
98	89	0	TEC +0.00	TEH +0.00	EB-610-LLMC											14	JWM	DAL	RES
98	89	17	TSH -3.72	TSH +3.98	620-MRPC-3C/52 PH											76	DGT	RHI	RES
98	89	2	TSH -3.63	TSH +3.54	+POINT-610-115/36/S80											95	GKW	WRH	RES
100	89	0	TEC +0.00	TEH +0.00	EB-610-LLMC											13	JWM	AJW	RES
100	89	17	TSH -5.07	TSH +3.96	620-MRPC-3C/52 PH											75	DGT	RHI	RES
102	89	0	TEC +0.00	TEH +0.00	EB-610-LLMC											13	JWM	AJW	RES

Row	Col	Plan	Begin Test	End Test	Probe	Rstr	Ind	Pct	Location	Inch 1	Inch 2	Volts	Deg	Chan	Cal	Oprt	Anlt	Party
102	89	17	TSH -4.71	TSH +4.28	620-MRPC-3C/52 PH				NDD						75	DGT	RHI	RES
102	89	2	TSH -3.53	TSH +4.85	+POINT-610-115/36/S80				NDD						94	GKW	WRH	RES
104	89	0	TEC +0.00	TEH +0.00	EB-610-LLMC				NDD						14	JWM	DAL	RES
104	89	17	TSH -3.04	TSH +4.65	620-MRPC-3C/52 PH				NDD						76	DGT	RHI	RES
106	89	0	TEC +0.00	TEH +0.00	EB-610-LLMC				NDD						14	JWM	DAL	RES
106	89	17	TSH -3.14	TSH +4.61	620-MRPC-3C/52 PH				NDD						76	DGT	RHI	RES
106	89	2	TSH -3.01	TSH +4.12	+POINT-610-115/36/S80				NDD						95	GKW	WRH	RES
108	89	0	TEC +0.00	TEH +0.00	EB-610-LLMC				NDD						13	JWM	AJW	RES
108	89	17	TSH -5.28	TSH +3.72	620-MRPC-3C/52 PH				NDD						75	DGT	RHI	RES
110	89	0	TEC +0.00	TEH +0.00	EB-610-LLMC				NDD						13	JWM	AJW	RES
110	89	17	TSH -5.17	TSH +3.81	620-MRPC-3C/52 PH				NDD						75	DGT	RHI	RES
110	89	2	TSH -3.50	TSH +4.89	+POINT-610-115/36/S80				NDD						94	GKW	WRH	RES
112	89	0	TEC +0.00	TEH +0.00	EB-610-LLMC				NDD						14	JWM	DAL	RES
112	89	17	TSH -3.75	TSH +3.95	620-MRPC-3C/52 PH				NDD						76	DGT	RHI	RES
114	89	0	TEC +0.00	TEH +0.00	EB-610-LLMC				NDD						14	JWM	DAL	RES
114	89	17	TSH -4.11	TSH +3.58	620-MRPC-3C/52 PH				NDD						76	DGT	RHI	RES
114	89	2	TSH -3.04	TSH +4.10	+POINT-610-115/36/S80				NDD						95	GKW	WRH	RES
116	89	0	TEC +0.00	TEH +0.00	EB-610-LLMC				NDD						13	JWM	AJW	RES
116	89	17	TSH -4.91	TSH +4.07	620-MRPC-3C/52 PH				NDD						75	DGT	RHI	RES
118	89	0	TEC +0.00	TEH +0.00	EB-610-LLMC				NDD						13	JWM	AJW	RES
118	89	17	TSH -5.52	TSH +3.50	620-MRPC-3C/52 PH				NDD						75	DGT	RHI	RES
118	89	2	TSH -3.92	TSH +4.42	+POINT-610-115/36/S80				NDD						94	GKW	WRH	RES
120	89	0	TEC +0.00	TEH +0.00	EB-610-LLMC				NDD						14	JWM	DAL	RES
120	89	17	TSH -3.53	TSH +4.17	620-MRPC-3C/52 PH				NDD						76	DGT	RHI	RES
122	89	0	TEC +0.00	TEH +0.00	EB-610-LLMC				NDD						14	JWM	DAL	RES
122	89	17	TSH -3.57	TSH +4.09	620-MRPC-3C/52 PH				NDD						76	DGT	RHI	RES
122	89	2	TSH -3.51	TSH +3.59	+POINT-610-115/36/S80				NDD						95	GKW	WRH	RES
124	89	0	TEC +0.00	TEH +0.00	EB-610-LLMC				NDD						13	JWM	AJW	RES
124	89	17	TSH -4.21	TSH +4.86	620-MRPC-3C/52 PH				NDD						75	DGT	RHI	RES
126	89	0	TEC +0.00	TEH +0.00	EB-610-LLMC				NDD						13	JWM	AJW	RES
126	89	17	TSH -5.29	TSH +3.76	620-MRPC-3C/52 PH				NDD						75	DGT	RHI	RES
126	89	2	TSH -2.98	TSH +5.40	+POINT-610-115/36/S80				NDD						94	GKW	WRH	RES
128	89	0	TEC +0.00	TEH +0.00	EB-610-LLMC				NDD						13	JWM	AJW	RES
128	89	17	TSH -3.18	TSH +4.48	620-MRPC-3C/52 PH				NDD						76	DGT	RHI	RES
130	89	0	TEC +0.00	TEH +0.00	EB-610-LLMC				NDD						13	JWM	AJW	RES
130	89	17	TSH -3.45	TSH +4.22	620-MRPC-3C/52 PH				NDD						76	DGT	RHI	RES
130	89	2	TSH -2.87	TSH +4.27	+POINT-610-115/36/S80				NDD						95	GKW	WRH	RES
132	89	0	TEC +0.00	TEH +0.00	EB-610-LLMC				NDD						13	JWM	AJW	RES
132	89	17	TSH -4.51	TSH +4.51	620-MRPC-3C/52 PH				NDD						75	DGT	RHI	RES
134	89	0	TEC +0.00	TEH +0.00	EB-610-LLMC				NDD						13	JWM	AJW	RES
134	89	17	TSH -4.80	TSH +4.19	620-MRPC-3C/52 PH				NDD						75	DGT	RHI	RES

Row	Col	Plan	Begin Test	End Test	Probe	Rstr	Ind	Pct	Location	Inch 1	Inch 2	Volts	Deg	Chan	Cal	Oprt	Anlt	Party	
134	89	2	TSH -4.18	TSH +4.82	+POINT-610-115/36/S80		NDD								94	GKW	WRH	RES	
136	89	17	TSH -4.49	TSH +4.50	620-MRPC-3C/52 PH		NDD								75	DGT	OLH	RES	
136	89	0	TEC +0.00	TEH +0.00	EB-610-LLMC		PCT	15	VS2 +0.39			1.00 Vvm		M3	13	JWM	AJW	RES	
138	89	17	TSH -5.02	TSH +3.97	620-MRPC-3C/52 PH		NDD								75	DGT	OLH	RES	
138	89	2	TSH -4.02	TSH +4.97	+POINT-610-115/36/S80		NDD								94	GKW	WRH	RES	
138	89	0	TEC +0.00	TEH +0.00	EB-610-LLMC		PCT	13	VS7 +0.79			0.86 Vvm		M3	13	JWM	AJW	RES	
131	90	3	TEC +0.00	TEH +0.00	EB-610-LLMC		NDD								41	MC	TEG	RES	
133	90	3	TEC +0.00	TEH +0.00	EB-610-LLMC		NDD								41	MC	DAL	RES	
135	90	3	TEC +0.00	TEH +0.00	EB-610-LLMC		NDD								41	MC	DAL	RES	
137	90	3	TEC +0.00	TEH +0.00	EB-610-LLMC		NDD								41	MC	DAL	RES	
130	91	3	TEC +0.00	TEH +0.00	EB-610-LLMC		NDD								41	MC	DAL	RES	
132	91	3	TEC +0.00	TEH +0.00	EB-610-LLMC		MBM		07C +19.46			0.20 Vpp	67°		1	41	MC	TEG	RES
134	91	3	TEC +0.00	TEH +0.00	EB-610-LLMC		NDD								41	MC	DAL	RES	
136	91	3	TEC +0.00	TEH +0.00	EB-610-LLMC		NDD								41	MC	DAL	RES	
138	91	3	TEC +0.00	TEH +0.00	EB-610-LLMC		NDD								41	MC	DAL	RES	
51	92	0	TEC +0.00	TEH +0.00	EB-610-LLMC		NDD								15	JWM	AJW	RES	
51	92	17	TSH -4.04	TSH +4.95	620-MRPC-3C/52 PH		NDD								75	DGT	RHI	RES	
59	92	0	TEC +0.00	TEH +0.00	EB-610-LLMC		NDD								16	JWM	DAL	RES	
59	92	17	TSH -4.50	TSH +4.52	620-MRPC-3C/52 PH		NDD								75	DGT	RHI	RES	
63	92	17	TSH -3.50	TSH +4.20	620-MRPC-3C/52 PH		NDD								76	DGT	RHI	RES	
63	92	0	TEC +0.00	TEH +0.00	EB-610-LLMC		MBM		02C +29.61			0.46 Vpp	156°		1	15	JWM	MAR	RES
71	92	0	TEC +0.00	TEH +0.00	EB-610-LLMC		NDD								16	JWM	DAL	RES	
71	92	17	TSH -5.01	TSH +4.02	620-MRPC-3C/52 PH		NDD								75	DGT	RHI	RES	
75	92	0	TEC +0.00	TEH +0.00	EB-610-LLMC		NDD								15	JWM	AJW	RES	
75	92	17	TSH -4.70	TSH +2.95	620-MRPC-3C/52 PH		NDD								76	DGT	RHI	RES	
83	92	0	TEC +0.00	TEH +0.00	EB-610-LLMC		NDD								16	JWM	DAL	RES	
83	92	17	TSH -4.75	TSH +4.28	620-MRPC-3C/52 PH		NDD								75	DGT	RHI	RES	
87	92	0	TEC +0.00	TEH +0.00	EB-610-LLMC		NDD								15	JWM	AJW	RES	
87	92	17	TSH -3.80	TSH +3.86	620-MRPC-3C/52 PH		NDD								76	DGT	RHI	RES	
95	92	0	TEC +0.00	TEH +0.00	EB-610-LLMC		NDD								16	JWM	DAL	RES	
95	92	17	TSH -5.08	TSH +3.90	620-MRPC-3C/52 PH		NDD								75	DGT	RHI	RES	
99	92	0	TEC +0.00	TEH +0.00	EB-610-LLMC		NDD								15	JWM	AJW	RES	
99	92	17	TSH -3.49	TSH +4.19	620-MRPC-3C/52 PH		NDD								76	DGT	RHI	RES	
107	92	0	TEC +0.00	TEH +0.00	EB-610-LLMC		NDD								16	JWM	DAL	RES	
107	92	17	TSH -5.05	TSH +3.98	620-MRPC-3C/52 PH		NDD								75	DGT	RHI	RES	
111	92	0	TEC +0.00	TEH +0.00	EB-610-LLMC		NDD								15	JWM	AJW	RES	
111	92	17	TSH -3.77	TSH +3.93	620-MRPC-3C/52 PH		NDD								76	DGT	RHI	RES	
119	92	0	TEC +0.00	TEH +0.00	EB-610-LLMC		NDD								16	JWM	DAL	RES	
119	92	17	TSH -5.00	TSH +4.03	620-MRPC-3C/52 PH		NDD								75	DGT	RHI	RES	
121	92	0	TEC +0.00	TEH +0.00	EB-610-LLMC		PCT	28	TSH +22.31			1.92 Vpp	138°		1	15	JWM	TEG	LAR
121	92	0	TEC +0.00	TEH +0.00	EB-610-LLMC		INF		04C +7.50			0.54 Vpp	7°		1	15	JWM	TEG	LAR

Row	Col	Plan	Begin Test	End Test	Probe	Rstr	Ind	Pct	Location	Inch 1	Inch 2	Volts	Deg	Chan	Cal	Oprt	Anlt	Party
121	92	0	TEC +0.00	TEH +0.00	EB-610-LLMC				04C +8.59			0.47 Vpp	153°	1	15	JWM	TEG	LAR
123	92	0	TEC +0.00	TEH +0.00	EB-610-LLMC										15	JWM	AJW	RES
123	92	17	TSH -2.95	TSH +4.74	620-MRPC-3C/52 PH										76	DGT	RHI	RES
131	92	0	TEC +0.00	TEH +0.00	EB-610-LLMC										15	JWM	AJW	RES
131	92	17	TSH -5.00	TSH +3.99	620-MRPC-3C/52 PH										75	DGT	RHI	RES
133	92	3	TEC +0.00	TEH +0.00	EB-610-LLMC										41	MC	DAL	RES
135	92	17	TSH -4.71	TSH +4.28	620-MRPC-3C/52 PH										75	DGT	RHI	RES
135	92	0	TEC +0.00	TEH +0.00	EB-610-LLMC			11	VS7 -0.83			0.74 Vvm		M3	15	JWM	AJW	RES
137	92	3	TEC +0.00	TEH +0.00	EB-610-LLMC										41	MC	DAL	RES
130	93	3	TEC +0.00	TEH +0.00	EB-610-LLMC										41	MC	DAL	RES
132	93	3	TEC +0.00	TEH +0.00	EB-610-LLMC										41	MC	DAL	RES
134	93	3	TEC +0.00	TEH +0.00	EB-610-LLMC										41	MC	DAL	RES
136	93	3	TEC +0.00	TEH +0.00	EB-610-LLMC										41	MC	DAL	RES
131	94	3	TEC +0.00	TEH +0.00	EB-610-LLMC										41	MC	DAL	RES
133	94	3	TEC +0.00	TEH +0.00	EB-610-LLMC										41	MC	DAL	RES
135	94	3	TEC +0.00	TEH +0.00	EB-610-LLMC										41	MC	DAL	RES
137	94	3	TEC +0.00	TEH +0.00	EB-610-LLMC			15	VS7 -0.06			1.00 Vvm		M3	41	MC	MAR	LAR
137	94	3	TEC +0.00	TEH +0.00	EB-610-LLMC			20	DBC +1.99			1.55 Vvm		M3	41	MC	MAR	LAR
137	94	7	TEC +0.00	TEH +0.00	EB-610-LLMC			20	DBC +1.88			1.56 Vvm		M3	46	DLR	WJS	LAR
48	95	0	TEC +0.00	TEH +0.00	EB-610-LLMC										15	JWM	AJW	RES
48	95	17	TSH -5.28	TSH +4.47	620-MRPC-3C/52 PH										77	DGT	OLH	RES
50	95	0	TEC +0.00	TEH +0.00	EB-610-LLMC										16	JWM	DAL	RES
50	95	17	TSH -5.02	TSH +4.72	620-MRPC-3C/52 PH										77	DGT	OLH	RES
54	95	0	TEC +0.00	TEH +0.00	EB-610-LLMC										15	JWM	AJW	RES
54	95	17	TSH -4.29	TSH +3.96	620-MRPC-3C/52 PH										78	DGT	OLH	RES
56	95	0	TEC +0.00	TEH +0.00	EB-610-LLMC										16	JWM	DAL	RES
56	95	17	TSH -4.86	TSH +4.92	620-MRPC-3C/52 PH										77	DGT	OLH	RES
58	95	0	TEC +0.00	TEH +0.00	EB-610-LLMC										16	JWM	DAL	RES
58	95	17	TSH -4.94	TSH +4.77	620-MRPC-3C/52 PH										77	DGT	OLH	RES
60	95	0	TEC +0.00	TEH +0.00	EB-610-LLMC										15	JWM	AJW	RES
60	95	17	TSH -3.13	TSH +5.16	620-MRPC-3C/52 PH										78	DGT	OLH	RES
62	95	0	TEC +0.00	TEH +0.00	EB-610-LLMC										15	JWM	AJW	RES
62	95	17	TSH +0.00	TSH +0.00	620-MRPC-3C/52 PH										78	DGT	TEG	RES
62	95	18	TSH -4.21	TSH +4.69	620-MRPC-3C/52 PH										88	BAD	RHI	RES
64	95	0	TEC +0.00	TEH +0.00	EB-610-LLMC										16	JWM	DAL	RES
64	95	17	TSH -4.59	TSH +5.09	620-MRPC-3C/52 PH										77	DGT	OLH	RES
68	95	0	TEC +0.00	TEH +0.00	EB-610-LLMC										15	JWM	AJW	RES
68	95	17	TSH -3.80	TSH +4.54	620-MRPC-3C/52 PH										78	DGT	OLH	RES
70	95	0	TEC +0.00	TEH +0.00	EB-610-LLMC										16	JWM	DAL	RES
70	95	17	TSH -4.96	TSH +4.83	620-MRPC-3C/52 PH										77	DGT	OLH	RES
72	95	0	TEC +0.00	TEH +0.00	EB-610-LLMC										16	JWM	DAL	RES

Row	Col	Plan	Begin Test	End Test	Probe	Rstr	Ind	Pct	Location	Inch 1	Inch 2	Volts	Deg	Chan	Cal	Opri	Anlt	Party	
72	95	17	TSH	-4.67	TSH	+5.12			620-MRPC-3C/52 PH							77	DGT	OLH	RES
74	95	0	TEC	+0.00	TEH	+0.00			EB-610-LLMC							15	JWM	MAR	RES
74	95	17	TSH	-4.14	TSH	+4.16			620-MRPC-3C/52 PH							78	DGT	OLH	RES
76	95	0	TEC	+0.00	TEH	+0.00			EB-610-LLMC							15	JWM	AJW	RES
76	95	17	TSH	-4.13	TSH	+4.18			620-MRPC-3C/52 PH							78	DGT	OLH	RES
78	95	0	TEC	+0.00	TEH	+0.00			EB-610-LLMC							16	JWM	DAL	RES
78	95	17	TSH	-4.61	TSH	+5.18			620-MRPC-3C/52 PH							77	DGT	OLH	RES
82	95	0	TEC	+0.00	TEH	+0.00			EB-610-LLMC							15	JWM	AJW	RES
82	95	17	TSH	-4.67	TSH	+3.63			620-MRPC-3C/52 PH							78	DGT	OLH	RES
84	95	0	TEC	+0.00	TEH	+0.00			EB-610-LLMC							16	JWM	DAL	RES
84	95	17	TSH	-4.91	TSH	+4.84			620-MRPC-3C/52 PH							77	DGT	OLH	RES
86	95	0	TEC	+0.00	TEH	+0.00			EB-610-LLMC							16	JWM	DAL	RES
86	95	17	TSH	-6.42	TSH	+3.33			620-MRPC-3C/52 PH							77	DGT	OLH	RES
88	95	0	TEC	+0.00	TEH	+0.00			EB-610-LLMC							15	JWM	AJW	RES
88	95	17	TSH	-4.40	TSH	+3.85			620-MRPC-3C/52 PH							78	DGT	OLH	RES
90	95	0	TEC	+0.00	TEH	+0.00			EB-610-LLMC							15	JWM	AJW	RES
90	95	17	TSH	-4.67	TSH	+3.58			620-MRPC-3C/52 PH							78	DGT	OLH	RES
92	95	0	TEC	+0.00	TEH	+0.00			EB-610-LLMC							16	JWM	DAL	RES
92	95	17	TSH	-5.15	TSH	+4.59			620-MRPC-3C/52 PH							77	DGT	OLH	RES
96	95	0	TEC	+0.00	TEH	+0.00			EB-610-LLMC							15	JWM	AJW	RES
96	95	17	TSH	-3.82	TSH	+4.43			620-MRPC-3C/52 PH							78	DGT	OLH	RES
98	95	0	TEC	+0.00	TEH	+0.00			EB-610-LLMC							16	JWM	MAR	RES
98	95	17	TSH	-5.00	TSH	+4.71			620-MRPC-3C/52 PH							77	DGT	OLH	RES
100	95	0	TEC	+0.00	TEH	+0.00			EB-610-LLMC							16	JWM	DAL	RES
100	95	17	TSH	-5.65	TSH	+4.14			620-MRPC-3C/52 PH							77	DGT	OLH	RES
102	95	17	TSH	-4.51	TSH	+3.71			620-MRPC-3C/52 PH							78	DGT	OLH	RES
102	95	0	TEC	+0.00	TEH	+0.00			EB-610-LLMC	MBM	TSH +19.63	0.95 Vpp	156°	1		15	JWM	MAR	RES
104	95	0	TEC	+0.00	TEH	+0.00			EB-610-LLMC							15	JWM	AJW	RES
104	95	17	TSH	-4.37	TSH	+3.92			620-MRPC-3C/52 PH							78	DGT	OLH	RES
106	95	0	TEC	+0.00	TEH	+0.00			EB-610-LLMC							16	JWM	DAL	RES
106	95	17	TSH	-5.65	TSH	+4.10			620-MRPC-3C/52 PH							77	DGT	OLH	RES
110	95	0	TEC	+0.00	TEH	+0.00			EB-610-LLMC							15	JWM	AJW	RES
110	95	17	TSH	-4.07	TSH	+4.18			620-MRPC-3C/52 PH							78	DGT	OLH	RES
112	95	0	TEC	+0.00	TEH	+0.00			EB-610-LLMC							16	JWM	DAL	RES
112	95	17	TSH	-3.95	TSH	+4.33			620-MRPC-3C/52 PH							78	DGT	OLH	RES
114	95	0	TEC	+0.00	TEH	+0.00			EB-610-LLMC							16	JWM	DAL	RES
114	95	17	TSH	-4.99	TSH	+4.00			620-MRPC-3C/52 PH							75	DGT	OLH	RES
116	95	0	TEC	+0.00	TEH	+0.00			EB-610-LLMC							15	JWM	AJW	RES
116	95	17	TSH	-5.38	TSH	+3.60			620-MRPC-3C/52 PH							75	DGT	OLH	RES
118	95	0	TEC	+0.00	TEH	+0.00			EB-610-LLMC							15	JWM	AJW	RES
118	95	17	TSH	-2.49	TSH	+5.16			620-MRPC-3C/52 PH							76	DGT	OLH	RES

Row	Col	Plan	Begin Test	End Test	Probe	Rstr	Ind	Pct	Location	Inch 1	Inch 2	Volts	Deg	Chan	Cal	Oprt	Anlt	Party	
120	95	0	TEC	+0.00	TEH	+0.00			EB-610-LLMC							16	JWM	DAL	RES
120	95	17	TSH	-3.29	TSH	+4.40			620-MRPC-3C/52 PH							76	DGT	OLH	RES
124	95	0	TEC	+0.00	TEH	+0.00			EB-610-LLMC							15	JWM	AJW	RES
124	95	17	TSH	-4.73	TSH	+4.21			620-MRPC-3C/52 PH							75	DGT	OLH	RES
126	95	0	TEC	+0.00	TEH	+0.00			EB-610-LLMC							15	JWM	AJW	RES
126	95	17	TSH	-5.07	TSH	+3.88			620-MRPC-3C/52 PH							75	DGT	OLH	RES
128	95	0	TEC	+0.00	TEH	+0.00			EB-610-LLMC							15	JWM	AJW	RES
128	95	17	TSH	-5.26	TSH	+3.73			620-MRPC-3C/52 PH							75	DGT	OLH	RES
130	95	0	TEC	+0.00	TEH	+0.00			EB-610-LLMC							15	JWM	AJW	RES
130	95	17	TSH	-5.00	TSH	+4.03			620-MRPC-3C/52 PH							75	DGT	OLH	RES
132	95	0	TEC	+0.00	TEH	+0.00			EB-610-LLMC							15	JWM	AJW	RES
132	95	17	TSH	-4.79	TSH	+4.20			620-MRPC-3C/52 PH							75	DGT	OLH	RES
134	95	0	TEC	+0.00	TEH	+0.00			EB-610-LLMC							15	JWM	AJW	RES
134	95	17	TSH	-4.93	TSH	+4.03			620-MRPC-3C/52 PH							75	DGT	TEG	RES
136	95	3	TEC	+0.00	TEH	+0.00			EB-610-LLMC							41	MC	DAL	RES
131	96	3	TEC	+0.00	TEH	+0.00			EB-610-LLMC							41	MC	DAL	RES
133	96	3	TEC	+0.00	TEH	+0.00			EB-610-LLMC							41	MC	DAL	RES
135	96	3	TEC	+0.00	TEH	+0.00			EB-610-LLMC							41	MC	DAL	RES
130	97	3	TEC	+0.00	TEH	+0.00			EB-610-LLMC							41	MC	DAL	RES
132	97	3	TSC	+0.00	TEH	+0.00			EB-610-LLMC							41	MC	DAL	RES
132	97	7	TEC	+0.00	TEH	+0.00			EB-610-LLMC							46	DLR	DAL	RES
134	97	3	TEC	+0.00	TEH	+0.00			EB-610-LLMC							43	MC	DAL	RES
136	97	3	TEC	+0.00	TEH	+0.00			EB-610-LLMC							43	MC	DAL	RES
45	98	0	TEC	+0.00	TEH	+0.00			EB-610-LLMC							57	MC	AJW	RES
45	98	17	TSH	-5.05	TSH	+4.70			620-MRPC-3C/52 PH							77	DGT	OLH	RES
47	98	0	TEC	+0.00	TEH	+0.00			EB-610-LLMC							57	MC	MAR	RES
53	98	0	TEC	+0.00	TEH	+0.00			EB-610-LLMC			0.62 V _{vm}		M3		15	DGT	OLH	RES
53	98	17	TSH	-4.98	TSH	+5.03			620-MRPC-3C/52 PH							77	GKW	OLH	RES
69	98	17	TSH	-5.06	TSH	+4.66			620-MRPC-3C/52 PH							77	DGT	OLH	RES
69	98	0	TEC	+0.00	TEH	+0.00			EB-610-LLMC			0.45 V _{pp}	22°		1	15	DGT	WJS	RES
69	98	0	TEC	+0.00	TEH	+0.00			EB-610-LLMC			0.60 V _{pp}	156°		1	15	DGT	WJS	RES
77	98	0	TEC	+0.00	TEH	+0.00			EB-610-LLMC							15	DGT	OLH	RES
77	98	17	TSH	-4.76	TSH	+4.95			620-MRPC-3C/52 PH							77	DGT	OLH	RES
93	98	0	TEC	+0.00	TEH	+0.00			EB-610-LLMC							15	DGT	AJW	RES
93	98	17	TSH	-5.12	TSH	+4.55			620-MRPC-3C/52 PH							77	DGT	OLH	RES
101	98	0	TEC	+0.00	TEH	+0.00			EB-610-LLMC							15	DGT	AJW	RES
101	98	17	TSH	-5.63	TSH	+4.03			620-MRPC-3C/52 PH							77	DGT	OLH	RES
117	98	0	TEC	+0.00	TEH	+0.00			EB-610-LLMC							15	DGT	AJW	RES
117	98	17	TSH	-4.85	TSH	+4.15			620-MRPC-3C/52 PH							75	DGT	OLH	RES
125	98	0	TEC	+0.00	TEH	+0.00			EB-610-LLMC							15	DGT	AJW	RES
125	98	17	TSH	-5.05	TSH	+3.94			620-MRPC-3C/52 PH							75	DGT	OLH	RES

Row	Col	Plan	Begin Test	End Test	Probe	Rstr	Ind	Pct	Location	Inch 1	Inch 2	Volts	Deg.	Chan	Cal	Oprt	Anlt	Party
131	98	3	TEC +0.00	TEH +0.00	EB-610-LLMC		NDD								43	MC	DAL	RES
133	98	3	TEC +0.00	TEH +0.00	EB-610-LLMC		PCT	11	VS7 -0.60			0.66 Vvm		M3	43	MC	TEG	RES
133	98	3	TEC +0.00	TEH +0.00	EB-610-LLMC		PCT	21	VS6 +1.24			1.69 Vvm		M3	43	MC	TEG	RES
133	98	3	TEC +0.00	TEH +0.00	EB-610-LLMC		PCT	16	VS4 -0.94			1.18 Vvm		M3	43	MC	TEG	RES
135	98	3	TEC +0.00	TEH +0.00	EB-610-LLMC		NDD								43	MC	DAL	RES
130	99	3	TEC +0.00	TEH +0.00	EB-610-LLMC		NDD								43	MC	DAL	RES
132	99	3	TEC +0.00	TEH +0.00	EB-610-LLMC		NDD								43	MC	DAL	RES
134	99	3	TEC +0.00	TEH +0.00	EB-610-LLMC		NDD								43	MC	DAL	RES
67	100	17	TSH -4.73	TSH +4.97	620-MRPC-3C/52 PH		NDD								77	DGT	OLH	RES
69	100	17	TSH -4.70	TSH +5.01	620-MRPC-3C/52 PH		NDD								77	DGT	OLH	RES
103	100	17	TSH -5.68	TSH +3.99	620-MRPC-3C/52 PH		NDD								77	DGT	OLH	RES
105	100	17	TSH -3.77	TSH +4.53	620-MRPC-3C/52 PH		NDD								78	DGT	OLH	RES
131	100	3	TEC +0.00	TEH +0.00	EB-610-LLMC		NDD								45	DLR	DAL	RES
133	100	3	TEC +0.00	TEH +0.00	EB-610-LLMC		NDD								45	DLR	DAL	RES
135	100	3	TEC +0.00	TEH +0.00	EB-610-LLMC		DNT		VS4 +1.80			28.91 Vpp	178°	1	45	DLR	MAR	RES
42	101	0	TEC +0.00	TEH +0.00	EB-610-LLMC		NDD								16	DGT	RHI	RES
42	101	17	TSH -7.90	TSH +1.84	620-MRPC-3C/52 PH		NDD								77	DGT	OLH	RES
42	101	2	TSH -3.97	TSH +5.01	+POINT-610-115/36/S80		NDD								94	GKW	WRH	RES
44	101	17	TSH -5.32	TSH +4.47	620-MRPC-3C/52 PH		NDD								77	GKW	OLH	RES
44	101	0	TEC +0.00	TEH +0.00	EB-610-LLMC		MBM		03H +29.08			0.39 Vpp	159°	1	16	DGT	WJS	RES
46	101	0	TEC +0.00	TEH +0.00	EB-610-LLMC		NDD								16	DGT	RHI	RES
46	101	17	TSH -4.33	TSH +3.92	620-MRPC-3C/52 PH		NDD								78	DGT	OLH	RES
46	101	2	TSH -4.34	TSH +4.04	+POINT-610-115/36/S80		NDD								94	GKW	WRH	RES
48	101	0	TEC +0.00	TEH +0.00	EB-610-LLMC		NDD								16	DGT	RHI	RES
48	101	17	TSH -4.19	TSH +4.06	620-MRPC-3C/52 PH		NDD								78	GKW	OLH	RES
50	101	0	TEC +0.00	TEH +0.00	EB-610-LLMC		NDD								15	DGT	OLH	RES
50	101	17	TSH -5.38	TSH +4.36	620-MRPC-3C/52 PH		NDD								77	GKW	OLH	RES
50	101	2	TSH -3.53	TSH +3.60	+POINT-610-115/36/S80		NDD								95	GKW	WRH	RES
52	101	0	TEC +0.00	TEH +0.00	EB-610-LLMC		NDD								16	DGT	RHI	RES
52	101	17	TSH -4.89	TSH +4.83	620-MRPC-3C/52 PH		NDD								77	GKW	OLH	RES
54	101	17	TSH -4.57	TSH +3.68	620-MRPC-3C/52 PH		NDD								78	GKW	OLH	RES
54	101	2	TSH -3.99	TSH +5.01	+POINT-610-115/36/S80		NDD								94	GKW	WRH	RES
54	101	0	TEC +0.00	TEH +0.00	EB-610-LLMC		MBM		03C +27.51			0.53 Vpp	160°	1	16	DGT	WJS	RES
56	101	0	TEC +0.00	TEH +0.00	EB-610-LLMC		NDD								15	DGT	OLH	RES
56	101	17	TSH -3.99	TSH +4.27	620-MRPC-3C/52 PH		NDD								78	GKW	OLH	RES
58	101	17	TSH -5.38	TSH +4.40	620-MRPC-3C/52 PH		NDD								77	GKW	OLH	RES
58	101	2	TSH -3.62	TSH +4.03	+POINT-610-115/36/S80		NDD								95	GKW	WRH	RES
58	101	0	TEC +0.00	TEH +0.00	EB-610-LLMC		MBM		TSH +24.49			0.72 Vpp	157°	1	15	DGT	WJS	RES
60	101	0	TEC +0.00	TEH +0.00	EB-610-LLMC		NDD								16	DGT	RHI	RES
60	101	17	TSH -5.21	TSH +4.50	620-MRPC-3C/52 PH		NDD								77	GKW	OLH	RES
62	101	0	TEC +0.00	TEH +0.00	EB-610-LLMC		NDD								16	DGT	RHI	RES

Row	Col	Plan	Begin Test	End Test	Probe	Rstr	Ind	Pct	Location	Inch 1	Inch 2	Volts	Deg	Chan	Cal	Oprt	Anlt	Party
62	101	17	TSH -4.59	TSH +3.71	620-MRPC-3C/52 PH		NDD								78	GKW	OLH	RES
62	101	2	TSH -3.85	TSH +5.16	+POINT-610-115/36/S80		NDD								94	GKW	SHT	RES
64	101	0	TEC +0.00	TEH +0.00	EB-610-LLMC		NDD								15	DGT	OLH	RES
64	101	17	TSH -3.94	TSH +4.35	620-MRPC-3C/52 PH		NDD								78	GKW	OLH	RES
66	101	0	TEC +0.00	TEH +0.00	EB-610-LLMC		NDD								15	DGT	OLH	RES
66	101	17	TSH -5.07	TSH +4.57	620-MRPC-3C/52 PH		NDD								77	DGT	TEG	RES
66	101	2	TSH -3.75	TSH +3.90	+POINT-610-115/36/S80		NDD								95	GKW	WRH	RES
70	101	17	TSH -4.85	TSH +4.90	620-MRPC-3C/52 PH		NDD								77	DGT	OLH	RES
70	101	2	TSH -4.04	TSH +4.95	+POINT-610-115/36/S80		NDD								94	GKW	SHT	RES
70	101	0	TEC +0.00	TEH +0.00	EB-610-LLMC		MBM		03H +3.35			0.21 Vpp	82°	1	16	DGT	TEG	LAR
72	101	0	TEC +0.00	TEH +0.00	EB-610-LLMC		NDD								16	DGT	RHI	RES
72	101	17	TSH -5.30	TSH +4.44	620-MRPC-3C/52 PH		NDD								77	DGT	OLH	RES
74	101	17	TSH -4.11	TSH +4.14	620-MRPC-3C/52 PH		NDD								78	DGT	OLH	RES
74	101	2	TSH -3.26	TSH +4.39	+POINT-610-115/36/S80		NDD								95	GKW	WRH	RES
74	101	0	TEC +0.00	TEH +0.00	EB-610-LLMC		MBM		V55 +7.05			0.36 Vpp	137°	1	15	DGT	WJS	RES
76	101	0	TEC +0.00	TEH +0.00	EB-610-LLMC		NDD								15	DGT	WJS	RES
76	101	17	TSH -4.14	TSH +4.15	620-MRPC-3C/52 PH		NDD								78	DGT	OLH	RES
78	101	0	TEC +0.00	TEH +0.00	EB-610-LLMC		NDD								16	DGT	RHI	RES
78	101	17	TSH -4.94	TSH +4.73	620-MRPC-3C/52 PH		NDD								77	DGT	OLH	RES
78	101	2	TSH -4.08	TSH +4.91	+POINT-610-115/36/S80		NDD								94	GKW	SHT	RES
80	101	0	TEC +0.00	TEH +0.00	EB-610-LLMC		NDD								16	DGT	RHI	RES
80	101	17	TSH -4.76	TSH +4.99	620-MRPC-3C/52 PH		NDD								77	DGT	OLH	RES
82	101	0	TEC +0.00	TEH +0.00	EB-610-LLMC		NDD								15	DGT	OLH	RES
82	101	17	TSH -4.03	TSH +4.23	620-MRPC-3C/52 PH		NDD								78	DGT	OLH	RES
82	101	2	TSH -3.60	TSH +4.02	+POINT-610-115/36/S80		NDD								95	GKW	WRH	RES
84	101	0	TEC +0.00	TEH +0.00	EB-610-LLMC		NDD								15	DGT	OLH	RES
84	101	17	TSH -4.03	TSH +4.24	620-MRPC-3C/52 PH		NDD								78	DGT	OLH	RES
86	101	0	TEC +0.00	TEH +0.00	EB-610-LLMC		NDD								16	DGT	RHI	RES
86	101	17	TSH -4.75	TSH +4.99	620-MRPC-3C/52 PH		NDD								77	DGT	OLH	RES
86	101	2	TSH -3.89	TSH +5.11	+POINT-610-115/36/S80		NDD								94	GKW	SHT	RES
88	101	0	TEC +0.00	TEH +0.00	EB-610-LLMC		NDD								16	DGT	RHI	RES
88	101	17	TSH -5.24	TSH +4.52	620-MRPC-3C/52 PH		NDD								77	DGT	OLH	RES
90	101	0	TEC +0.00	TEH +0.00	EB-610-LLMC		NDD								15	DGT	OLH	RES
90	101	17	TSH -4.06	TSH +4.16	620-MRPC-3C/52 PH		NDD								78	DGT	OLH	RES
90	101	2	TSH -3.26	TSH +4.40	+POINT-610-115/36/S80		NDD								95	GKW	WRH	RES
92	101	0	TEC +0.00	TEH +0.00	EB-610-LLMC		NDD								15	DGT	OLH	RES
92	101	17	TSH -3.95	TSH +4.35	620-MRPC-3C/52 PH		NDD								78	DGT	OLH	RES
94	101	0	TEC +0.00	TEH +0.00	EB-610-LLMC		NDD								16	DGT	OLH	RES
94	101	17	TSH -4.94	TSH +4.77	620-MRPC-3C/52 PH		NDD								77	DGT	OLH	RES
94	101	2	TSH -4.08	TSH +4.94	+POINT-610-115/36/S80		NDD								94	GKW	SHT	RES
96	101	0	TEC +0.00	TEH +0.00	EB-610-LLMC		NDD								16	DGT	DAL	RES

Row	Col	Plan	Begin Test	End Test	Probe	Rstr	Ind	Pct	Location	Inch 1	Inch 2	Volts	Deg	Chan	Cal	Oprt	Anlt	Party	
96	101	17	TSH -4.69	TSH +5.06	620-MRPC-3C/52 PH				NDD							77	DGT	OLH	RES
98	101	0	TEC +0.00	TEH +0.00	EB-610-LLMC				NDD							15	DGT	AJW	RES
98	101	17	TSH -4.01	TSH +4.25	620-MRPC-3C/52 PH				NDD							78	DGT	OLH	RES
98	101	2	TSH -3.05	TSH +4.64	+POINT-610-115/36/S80				NDD							95	GKW	WRH	RES
100	101	0	TEC +0.00	TEH +0.00	EB-610-LLMC				NDD							15	DGT	AJW	RES
100	101	17	TSH -4.21	TSH +4.08	620-MRPC-3C/52 PH				NDD							78	DGT	OLH	RES
102	101	0	TEC +0.00	TEH +0.00	EB-610-LLMC				NDD							16	DGT	DAL	RES
102	101	17	TSH -5.38	TSH +4.29	620-MRPC-3C/52 PH				NDD							77	DGT	OLH	RES
102	101	2	TSH -4.12	TSH +4.87	+POINT-610-115/36/S80				NDD							94	GKW	SHT	RES
106	101	0	TEC +0.00	TEH +0.00	EB-610-LLMC				NDD							15	DGT	AJW	RES
106	101	17	TSH -5.06	TSH +4.60	620-MRPC-3C/52 PH				NDD							77	DGT	OLH	RES
106	101	2	TSH -3.51	TSH +4.19	+POINT-610-115/36/S80				NDD							95	GKW	WRH	RES
108	101	0	TEC +0.00	TEH +0.00	EB-610-LLMC				NDD							15	DGT	AJW	RES
108	101	17	TSH -5.51	TSH +4.24	620-MRPC-3C/52 PH				NDD							77	DGT	OLH	RES
110	101	0	TEC +0.00	TEH +0.00	EB-610-LLMC				NDD							16	DGT	DAL	RES
110	101	17	TSH -5.37	TSH +4.42	620-MRPC-3C/52 PH				NDD							77	DGT	OLH	RES
110	101	2	TSH -4.55	TSH +4.47	+POINT-610-115/36/S80				NDD							94	GKW	SHT	RES
112	101	0	TEC +0.00	TEH +0.00	EB-610-LLMC				NDD							16	DGT	DAL	RES
112	101	17	TSH -4.37	TSH +3.92	620-MRPC-3C/52 PH				NDD							78	DGT	OLH	RES
114	101	0	TEC +0.00	TEH +0.00	EB-610-LLMC				NDD							15	DGT	AJW	RES
114	101	17	TSH -4.13	TSH +4.16	620-MRPC-3C/52 PH				NDD							78	DGT	OLH	RES
114	101	2	TSH -3.53	TSH +4.16	+POINT-610-115/36/S80				NDD							95	GKW	WRH	RES
116	101	0	TEC +0.00	TEH +0.00	EB-610-LLMC				NDD							15	DGT	AJW	RES
116	101	17	TSH -4.94	TSH +4.10	620-MRPC-3C/52 PH				NDD							75	DGT	OLH	RES
118	101	0	TEC +0.00	TEH +0.00	EB-610-LLMC				NDD							15	DGT	AJW	RES
118	101	17	TSH -4.83	TSH +4.17	620-MRPC-3C/52 PH				NDD							75	DGT	OLH	RES
118	101	2	TSH -3.82	TSH +5.21	+POINT-610-115/36/S80				NDD							92	BAD	SHT	RES
120	101	0	TEC +0.00	TEH +0.00	EB-610-LLMC				NDD							15	DGT	AJW	RES
120	101	17	TSH -3.57	TSH +4.13	620-MRPC-3C/52 PH				NDD							76	DGT	OLH	RES
122	101	0	TEC +0.00	TEH +0.00	EB-610-LLMC				NDD							15	DGT	AJW	RES
122	101	17	TSH -2.93	TSH +4.73	620-MRPC-3C/52 PH				NDD							76	DGT	OLH	RES
122	101	2	TSH -2.83	TSH +4.90	+POINT-610-115/36/S80				NDD							93	BAD	SHT	RES
124	101	0	TEC +0.00	TEH +0.00	EB-610-LLMC				NDD							15	DGT	AJW	RES
124	101	17	TSH -5.15	TSH +3.85	620-MRPC-3C/52 PH				NDD							75	DGT	OLH	RES
126	101	0	TEC +0.00	TEH +0.00	EB-610-LLMC				NDD							15	DGT	AJW	RES
126	101	17	TSH -5.35	TSH +3.64	620-MRPC-3C/52 PH				NDD							75	DGT	OLH	RES
126	101	2	TSH -4.18	TSH +4.89	+POINT-610-115/36/S80				NDD							92	BAD	SHT	RES
128	101	0	TEC +0.00	TEH +0.00	EB-610-LLMC				NDD							15	DGT	AJW	RES
128	101	17	TSH -5.03	TSH +3.96	620-MRPC-3C/52 PH				NDD							75	DGT	OLH	RES
130	101	0	TEC +0.00	TEH +0.00	EB-610-LLMC				NDD							15	DGT	AJW	RES
130	101	17	TSH -4.82	TSH +4.17	620-MRPC-3C/52 PH				NDD							75	DGT	OLH	RES

Row	Col	Plan	Begin Test	End Test	Probe	Rstr	Ind	Pct	Location	Inch 1	Inch 2	Volts	Deg	Chan	Cal	Oppt	Anlt	Party	
130	101	2	TSH	-3.16	TSH	+4.58			+POINT-610-115/36/S80							93	BAD	SHT	RES
132	101	0	TEC	+0.00	TEH	+0.00			EB-610-LLMC							15	DGT	AJW	RES
132	101	17	TSH	-5.31	TSH	+3.71			620-MRPC-3C/52 PH							75	DGT	OLH	RES
134	101	0	TEC	+0.00	TEH	+0.00			EB-610-LLMC							15	DGT	AJW	RES
134	101	17	TSH	-4.98	TSH	+4.00			620-MRPC-3C/52 PH							75	DGT	OLH	RES
134	101	2	TSH	-3.88	TSH	+5.11			+POINT-610-115/36/S80							94	GKW	WRH	RES
31	102	17	TSH	-4.21	TSH	+4.82			620-MRPC-3C/52 PH							87	BAD	RHI	RES
33	102	17	TSH	-4.71	TSH	+4.28			620-MRPC-3C/52 PH							87	BAD	RHI	RES
67	102	17	TSH	-5.00	TSH	+4.71			620-MRPC-3C/52 PH							77	DGT	OLH	RES
69	102	17	TSH	-4.87	TSH	+4.83			620-MRPC-3C/52 PH							77	DGT	OLH	RES
103	102	17	TSH	-5.48	TSH	+4.19			620-MRPC-3C/52 PH							77	DGT	OLH	RES
105	102	17	TSH	-5.31	TSH	+4.36			620-MRPC-3C/52 PH							77	DGT	OLH	RES
131	102	3	TEC	+0.00	TEH	+0.00			EB-610-LLMC							45	DLR	DAL	RES
133	102	3	TEC	+0.00	TEH	+0.00			EB-610-LLMC							45	DLR	DAL	RES
130	103	3	TEC	+0.00	TEH	+0.00			EB-610-LLMC							45	DLR	DAL	RES
132	103	3	TEC	+0.00	TEH	+0.00			EB-610-LLMC							45	DLR	DAL	RES
134	103	3	TEC	+0.00	TEH	+0.00			EB-610-LLMC							45	DLR	DAL	RES
134	103	3	TEC	+0.00	TEH	+0.00			EB-610-LLMC							45	DLR	DAL	RES
15	104	0	TEC	+0.00	TEH	+0.00			EB-610-LLMC							57	MC	MAR	RES
15	104	17	TSH	-5.06	TSH	+3.93			620-MRPC-3C/52 PH							87	BAD	RHI	RES
23	104	0	TEC	+0.00	01H	+0.00			EB-610-LLMC							57	MC	AJW	RES
23	104	16	02H	+0.00	TEH	+0.00			EB-610-LLMC							62	DGT	DJT	RES
23	104	17	TSH	-4.17	TSH	+4.82			620-MRPC-3C/52 PH							87	BAD	RHI	RES
27	104	0	TEC	+0.00	TEH	+0.00			EB-610-LLMC							57	MC	AJW	RES
27	104	17	TSH	-4.45	TSH	+4.54			620-MRPC-3C/52 PH							87	BAD	RHI	RES
35	104	0	TEC	+0.00	TEH	+0.00			EB-610-LLMC							57	MC	AJW	RES
35	104	17	TSH	-3.60	TSH	+4.06			620-MRPC-3C/52 PH							86	BAD	RHI	RES
39	104	0	TEC	+0.00	TEH	+0.00			EB-610-LLMC							57	MC	AJW	RES
39	104	17	TSH	-5.10	TSH	+3.97			620-MRPC-3C/52 PH							87	BAD	RHI	RES
47	104	0	TEC	+0.00	TEH	+0.00			EB-610-LLMC							15	DGT	OLH	RES
47	104	17	TSH	-3.75	TSH	+3.87			620-MRPC-3C/52 PH							86	BAD	RHI	RES
51	104	17	TSH	-4.56	TSH	+4.50			620-MRPC-3C/52 PH							87	BAD	RHI	RES
51	104	0	TEC	+0.00	TEH	+0.00			EB-610-LLMC							15	DGT	WJS	RES
59	104	0	TEC	+0.00	TEH	+0.00			EB-610-LLMC							15	DGT	WJS	RES
59	104	17	TSH	-5.21	TSH	+4.54			620-MRPC-3C/52 PH							77	GKW	OLH	RES
63	104	0	TEC	+0.00	TEH	+0.00			EB-610-LLMC							17	DGT	WJS	RES
63	104	7	TEC	+0.00	TEH	+0.00			EB-610-LLMC							46	DLR	DAL	RES
63	104	17	TSH	-3.90	TSH	+4.35			620-MRPC-3C/52 PH							78	GKW	OLH	RES
71	104	0	TEC	+0.00	TEH	+0.00			EB-610-LLMC							20	DGT	RHI	RES
71	104	17	TSH	-5.07	TSH	+4.64			620-MRPC-3C/52 PH							77	GKW	OLH	RES
75	104	0	TEC	+0.00	TEH	+0.00			EB-610-LLMC							19	DGT	OLH	RES

2.37 Vvm M3
0.89 Vvm M3

01H +33.63

0.16 Vpp 144° 1

Row	Col	Plan	Begin Test	End Test	Probe	Rstr	Ind	Pct	Location	Inch 1	Inch 2	Volts	Deg	Chan	Cal	Opri	Anlt	Party	
75	104	17	TSH	-4.28	TSH	+4.02	620-MRPC-3C/52 PH	NDD								78	GKW	OLH	RES
83	104	0	TEC	+0.00	TEH	+0.00	EB-610-LLMC	NDD								20	DGT	RHI	RES
83	104	17	TSH	-5.46	TSH	+4.26	620-MRPC-3C/52 PH	NDD								77	GKW	OLH	RES
87	104	0	TEC	+0.00	TEH	+0.00	EB-610-LLMC	NDD								19	DGT	WJS	RES
87	104	17	TSH	-4.18	TSH	+4.08	620-MRPC-3C/52 PH	NDD								78	GKW	OLH	RES
95	104	17	TSH	-5.15	TSH	+4.55	620-MRPC-3C/52 PH	NDD								77	GKW	OLH	RES
95	104	0	TEC	+0.00	TEH	+0.00	EB-610-LLMC	MMB	04H	+7.17		0.34 Vpp	59°	1	20	DGT	TEG	LAR	
99	104	0	TEC	+0.00	TEH	+0.00	EB-610-LLMC	NDD								19	DGT	WJS	RES
99	104	17	TSH	-3.60	TSH	+4.65	620-MRPC-3C/52 PH	NDD								78	GKW	OLH	RES
107	104	0	TEC	+0.00	TEH	+0.00	EB-610-LLMC	NDD								20	DGT	RHI	RES
107	104	17	TSH	-5.39	TSH	+4.36	620-MRPC-3C/52 PH	NDD								77	GKW	OLH	RES
111	104	0	TEC	+0.00	TEH	+0.00	EB-610-LLMC	NDD								19	DGT	OLH	RES
111	104	17	TSH	+0.00	TSH	+0.00	620-MRPC-3C/52 PH	NT								78	GKW	TEG	RES
111	104	18	TSH	-4.11	TSH	+4.87	620-MRPC-3C/52 PH	NDD								88	BAD	RHI	RES
119	104	0	TEC	+0.00	TEH	+0.00	EB-610-LLMC	NDD								20	DGT	RHI	RES
119	104	17	TSH	-5.35	TSH	+4.36	620-MRPC-3C/52 PH	NDD								77	GKW	OLH	RES
123	104	0	TEC	+0.00	TEH	+0.00	EB-610-LLMC	NDD								19	DGT	OLH	RES
123	104	17	TSH	-4.34	TSH	+3.88	620-MRPC-3C/52 PH	NDD								78	GKW	OLH	RES
131	104	17	TSH	-3.33	TSH	+4.85	620-MRPC-3C/52 PH	NDD								78	GKW	OLH	RES
131	104	0	TEC	+0.00	TEH	+0.00	EB-610-LLMC	PCT	9	VS7	+0.99			0.53 Vvm	M3	20	DGT	WJS	RES
133	104	3	TEC	+0.00	TEH	+0.00	EB-610-LLMC	NDD								45	DLR	DAL	RES
18	105	0	TEC	+0.00	TEH	+0.00	EB-610-LLMC	NDD								57	MC	MAR	RES
18	105	17	TSH	-4.01	TSH	+5.01	620-MRPC-3C/52 PH	NDD								87	BAD	RHI	RES
18	105	2	TSH	-3.33	TSH	+5.70	+POINT-610-115/36/S80	NDD								96	GKW	WRH	RES
106	105	0	TEC	+0.00	TEH	+0.00	EB-610-LLMC	NDD								19	DGT	OLH	RES
106	105	17	TSH	-5.00	TSH	+4.10	620-MRPC-3C/52 PH	NDD								77	GKW	OLH	RES
106	105	2	TSH	-3.94	TSH	+5.17	+POINT-610-115/36/S80	NDD								92	BAD	TEG	RES
130	105	3	TEC	+0.00	TEH	+0.00	EB-610-LLMC	NDD								45	DLR	DAL	RES
132	105	3	TEC	+0.00	TEH	+0.00	EB-610-LLMC	NDD								45	DLR	DAL	RES
47	106	0	TEC	+0.00	TEH	+0.00	EB-610-LLMC	PCT	18	VS4	+0.75			1.31 Vvm	M3	15	DGT	OLH	RES
131	106	3	TEC	+0.00	TEH	+0.00	EB-610-LLMC	NDD								45	DLR	DAL	RES
133	106	3	TEC	+0.00	TEH	+0.00	EB-610-LLMC	PCT	10	VS7	-0.96			0.62 Vvm	M3	45	DLR	MAR	RES
2	107	17	TSH	-5.19	TSH	+3.84	620-MRPC-3C/52 PH	NDD								84	BAD	RHI	RES
2	107	11	TEC	+0.00	TEH	+0.00	EB-590-LLMC	MBM	03H	+22.65		0.57 Vpp	146°	1	52	DGT	OLH	RES	
4	107	0	TEC	+0.00	TEH	+0.00	EB-610-LLMC	NDD								57	MC	AJW	RES
4	107	17	TSH	-4.77	TSH	+4.25	620-MRPC-3C/52 PH	NDD								84	BAD	RHI	RES
6	107	0	TEC	+0.00	TEH	+0.00	EB-610-LLMC	NDD								57	MC	AJW	RES
6	107	17	TSH	-4.22	TSH	+4.81	620-MRPC-3C/52 PH	NDD								84	BAD	RHI	RES
8	107	0	TEC	+0.00	TEH	+0.00	EB-610-LLMC	NDD								57	MC	AJW	RES
8	107	17	TSH	-3.65	TSH	+4.00	620-MRPC-3C/52 PH	NDD								85	BAD	RHI	RES
12	107	0	TEC	+0.00	TEH	+0.00	EB-610-LLMC	NDD								57	MC	AJW	RES

Row	Col	Plan	Begin Test	End Test	Probe	Rstr	Ind	Pct	Location	Inch 1	Inch 2	Volts	Deg	Chan	Cal	Opri	Anlt	Party		
12	107	17	TSH	-5.28	TSH	+3.71			620-MRPC-3C/52 PH								84	BAD	RHI	RES
14	107	0	TEC	+0.00	TEH	+0.00			EB-610-LLMC								57	MC	AJW	RES
14	107	17	TSH	-3.66	TSH	+4.00			620-MRPC-3C/52 PH								85	BAD	RHI	RES
16	107	0	TEC	+0.00	TEH	+0.00			EB-610-LLMC								58	MC	AJW	RES
16	107	17	TSH	-3.82	TSH	+3.83			620-MRPC-3C/52 PH								85	BAD	RHI	RES
18	107	17	TSH	-4.99	TSH	+3.99			620-MRPC-3C/52 PH								84	BAD	RHI	RES
18	107	0	TEC	+0.00	TEH	+0.00			EB-610-LLMC	MBM	02H +6.80	0.42 Vpp	152°	1			57	MC	MAR	RES
20	107	0	TEC	+0.00	TEH	+0.00			EB-610-LLMC								57	MC	MAR	RES
20	107	17	TSH	-5.67	TSH	+3.31			620-MRPC-3C/52 PH								84	BAD	RHI	RES
22	107	17	TSH	-3.69	TSH	+3.92			620-MRPC-3C/52 PH								85	BAD	RHI	RES
22	107	0	TEC	+0.00	TEH	+0.00			EB-610-LLMC	MBM	01H +8.09	0.35 Vpp	144°	1			57	MC	AJW	RES
26	107	0	TEC	+0.00	TEH	+0.00			EB-610-LLMC								57	MC	AJW	RES
26	107	17	TSH	-5.16	TSH	+3.86			620-MRPC-3C/52 PH								84	BAD	RHI	RES
28	107	0	TEC	+0.00	TEH	+0.00			EB-610-LLMC								57	MC	AJW	RES
28	107	17	TSH	-3.39	TSH	+4.27			620-MRPC-3C/52 PH								85	BAD	RHI	RES
30	107	0	TEC	+0.00	TEH	+0.00			EB-610-LLMC								57	MC	AJW	RES
30	107	17	TSH	-3.42	TSH	+4.24			620-MRPC-3C/52 PH								85	BAD	RHI	RES
32	107	0	TEC	+0.00	TEH	+0.00			EB-610-LLMC								57	MC	AJW	RES
32	107	17	TSH	-4.80	TSH	+4.24			620-MRPC-3C/52 PH								84	BAD	RHI	RES
34	107	0	TEC	+0.00	TEH	+0.00			EB-610-LLMC								57	MC	AJW	RES
34	107	17	TSH	-5.38	TSH	+3.65			620-MRPC-3C/52 PH								84	BAD	RHI	RES
36	107	0	TEC	+0.00	TEH	+0.00			EB-610-LLMC								57	MC	AJW	RES
36	107	17	TSH	-5.51	TSH	+3.76			620-MRPC-3C/52 PH								79	GKW	OLH	RES
40	107	0	TEC	+0.00	TEH	+0.00			EB-610-LLMC								57	MC	AJW	RES
40	107	17	TSH	+0.00	TSH	+0.00			620-MRPC-3C/52 PH								80	GKW	TEG	RES
40	107	18	TSH	-7.37	TSH	+1.58			620-MRPC-3C/52 PH								88	BAD	RHI	RES
42	107	17	TSH	-5.20	TSH	+4.08			620-MRPC-3C/52 PH								79	GKW	OLH	RES
42	107	0	TEC	+0.00	TEH	+0.00			EB-610-LLMC	MBM	TSC +25.30	0.68 Vpp	157°	1			57	MC	MAR	RES
44	107	0	TEC	+0.00	TEH	+0.00			EB-610-LLMC								57	MC	AJW	RES
44	107	17	TSH	-5.07	TSH	+4.16			620-MRPC-3C/52 PH								79	GKW	OLH	RES
46	107	0	TEC	+0.00	TEH	+0.00			EB-610-LLMC								15	DGT	OLH	RES
46	107	17	TSH	-3.94	TSH	+4.12			620-MRPC-3C/52 PH								80	GKW	OLH	RES
48	107	0	TEC	+0.00	TEH	+0.00			EB-610-LLMC								15	DGT	OLH	RES
48	107	17	TSH	-3.97	TSH	+4.12			620-MRPC-3C/52 PH								80	GKW	OLH	RES
50	107	0	TEC	+0.00	TEH	+0.00			EB-610-LLMC								15	DGT	OLH	RES
50	107	17	TSH	-6.02	TSH	+3.22			620-MRPC-3C/52 PH								79	GKW	OLH	RES
54	107	0	TEC	+0.00	TEH	+0.00			EB-610-LLMC								15	DGT	OLH	RES
54	107	17	TSH	-4.83	TSH	+3.19			620-MRPC-3C/52 PH								80	GKW	OLH	RES
56	107	0	TEC	+0.00	TEH	+0.00			EB-610-LLMC								15	DGT	OLH	RES
56	107	17	TSH	-4.55	TSH	+4.64			620-MRPC-3C/52 PH								79	GKW	OLH	RES
58	107	0	TEC	+0.00	TEH	+0.00			EB-610-LLMC								15	DGT	OLH	RES

Row	Col	Plan	Begin Test	End Test	Probe	Rstr	Ind	Pct	Location	Inch 1	Inch 2	Volts	Deg	Chan	Cal	Oprt	Anlt	Party	
58	107	17	TSH -5.27	TSH +3.99	620-MRPC-3C/52 PH		NDD									79	GKW	OLH	RES
60	107	0	TEC +0.00	TEH +0.00	EB-610-LLMC		NDD									15	DGT	OLH	RES
60	107	17	TSH -3.56	TSH +4.57	620-MRPC-3C/52 PH		NDD									80	GKW	OLH	RES
62	107	0	TEC +0.00	TEH +0.00	EB-610-LLMC		NDD									15	DGT	OLH	RES
62	107	17	TSH -4.02	TSH +4.07	620-MRPC-3C/52 PH		NDD									80	GKW	OLH	RES
64	107	0	TEC +0.00	TEH +0.00	EB-610-LLMC		BDA									17	DGT	WJS	RES
64	107	7	TEC +0.00	TEH +0.00	EB-610-LLMC		NDD									46	DLR	DAL	RES
64	107	17	TSH -5.21	TSH +3.98	620-MRPC-3C/52 PH		NDD									77	GKW	OLH	RES
68	107	0	TEC +0.00	TEH +0.00	EB-610-LLMC		NDD									21	DGT	OLH	RES
68	107	17	TSH -4.56	TSH +3.50	620-MRPC-3C/52 PH		NDD									78	GKW	OLH	RES
70	107	17	TSH -4.44	TSH +4.78	620-MRPC-3C/52 PH		NDD									77	GKW	OLH	RES
70	107	0	TEC +0.00	TEH +0.00	EB-610-LLMC		MBM		03H +20.77			0.20 Vpp	118°	1	21	DGT	TEG	RES	
72	107	0	TEC +0.00	TEH +0.00	EB-610-LLMC		NDD									21	DGT	OLH	RES
72	107	17	TSH -10.79	TSH -1.65	620-MRPC-3C/52 PH		NT									77	GKW	TEG	RES
72	107	18	TSH -4.63	TSH +4.36	620-MRPC-3C/52 PH		NDD									88	BAD	RHI	RES
74	107	0	TEC +0.00	TEH +0.00	EB-610-LLMC		NDD									21	DGT	OLH	RES
74	107	17	TSH -3.88	TSH +4.29	620-MRPC-3C/52 PH		NDD									78	GKW	OLH	RES
76	107	0	TEC +0.00	TEH +0.00	EB-610-LLMC		NDD									21	DGT	OLH	RES
76	107	17	TSH -3.98	TSH +4.19	620-MRPC-3C/52 PH		NDD									78	GKW	OLH	RES
78	107	0	TEC +0.00	TEH +0.00	EB-610-LLMC		NDD									21	DGT	OLH	RES
78	107	17	TSH -4.87	TSH +4.38	620-MRPC-3C/52 PH		NDD									77	GKW	OLH	RES
82	107	0	TEC +0.00	TEH +0.00	EB-610-LLMC		NDD									21	DGT	OLH	RES
82	107	17	TSH -3.93	TSH +4.16	620-MRPC-3C/52 PH		NDD									78	GKW	OLH	RES
84	107	0	TEC +0.00	TEH +0.00	EB-610-LLMC		NDD									21	DGT	OLH	RES
84	107	17	TSH -6.39	TSH +2.81	620-MRPC-3C/52 PH		NDD									77	GKW	OLH	RES
86	107	0	TEC +0.00	TEH +0.00	EB-610-LLMC		NDD									21	DGT	OLH	RES
86	107	17	TSH -4.97	TSH +4.26	620-MRPC-3C/52 PH		NDD									77	GKW	OLH	RES
88	107	17	TSH -4.03	TSH +4.03	620-MRPC-3C/52 PH		NDD									78	GKW	OLH	RES
88	107	0	TEC +0.00	TEH +0.00	EB-610-LLMC		MBM		03C +21.42			0.30 Vpp	148°	1	21	DGT	TEG	RES	
88	107	0	TEC +0.00	TEH +0.00	EB-610-LLMC		MBM		03H +32.72			0.34 Vpp	156°	1	21	DGT	TEG	RES	
88	107	0	TEC +0.00	TEH +0.00	EB-610-LLMC		MBM		TSC +17.12			0.44 Vpp	157°	1	21	DGT	TEG	RES	
90	107	17	TSH +0.00	TSH +0.00	620-MRPC-3C/52 PH		NT									78	GKW	TEG	RES
90	107	18	TSH -3.67	TSH +5.31	620-MRPC-3C/52 PH		NDD									88	BAD	RHI	RES
90	107	0	TEC +0.00	TEH +0.00	EB-610-LLMC		MBM		TSH +23.51			0.38 Vpp	30°	1	21	DGT	TEG	RES	
92	107	0	TEC +0.00	TEH +0.00	EB-610-LLMC		NDD									21	DGT	OLH	RES
92	107	17	TSH -5.22	TSH +3.92	620-MRPC-3C/52 PH		NDD									77	GKW	OLH	RES
96	107	0	TEC +0.00	TEH +0.00	EB-610-LLMC		NDD									22	DGT	RHI	RES
96	107	17	TSH -4.54	TSH +3.48	620-MRPC-3C/52 PH		NDD									78	GKW	OLH	RES
98	107	0	TEC +0.00	TEH +0.00	EB-610-LLMC		NDD									21	DGT	OLH	RES
98	107	17	TSH -4.84	TSH +4.42	620-MRPC-3C/52 PH		NDD									77	GKW	OLH	RES
100	107	0	TEC +0.00	TEH +0.00	EB-610-LLMC		NDD									21	DGT	OLH	RES

Row	Col	Plan	Begin Test	End Test	Probe	Rstr	Ind	Pct	Location	Inch 1	Inch 2	Volts	Deg	Chan	Cal	Opri	Anlt	Party	
100	107	17	TSH	-4.91	TSH	+4.31			620-MRPC-3C/52 PH							77	GKW	OLH	RES
102	107	0	TEC	+0.00	TEH	+0.00			EB-610-LLMC							22	DGT	RHI	RES
102	107	17	TSH	-4.16	TSH	+3.93			620-MRPC-3C/52 PH							78	GKW	OLH	RES
104	107	0	TEC	+0.00	TEH	+0.00			EB-610-LLMC							22	DGT	TEG	RES
104	107	17	TSH	-4.17	TSH	+3.92			620-MRPC-3C/52 PH							78	GKW	OLH	RES
106	107	17	TSH	-5.24	TSH	+4.02			620-MRPC-3C/52 PH							77	GKW	OLH	RES
106	107	0	TEC	+0.00	TEH	+0.00			EB-610-LLMC	MBM	02H +15.42		0.22 Vpp	34°	1	19	DGT	WJS	RES
110	107	0	TEC	+0.00	TEH	+0.00			EB-610-LLMC							19	DGT	OLH	RES
110	107	17	TSH	-3.81	TSH	+4.30			620-MRPC-3C/52 PH							78	GKW	OLH	RES
112	107	0	TEC	+0.00	TEH	+0.00			EB-610-LLMC							19	DGT	OLH	RES
112	107	17	TSH	-4.76	TSH	+4.46			620-MRPC-3C/52 PH							77	GKW	OLH	RES
114	107	0	TEC	+0.00	TEH	+0.00			EB-610-LLMC							19	DGT	OLH	RES
114	107	17	TSH	-4.68	TSH	+4.50			620-MRPC-3C/52 PH							77	GKW	OLH	RES
116	107	0	TEC	+0.00	TEH	+0.00			EB-610-LLMC							19	DGT	OLH	RES
116	107	17	TSH	-3.85	TSH	+4.33			620-MRPC-3C/52 PH							78	GKW	OLH	RES
118	107	17	TSH	-3.73	TSH	+4.44			620-MRPC-3C/52 PH							78	GKW	OLH	RES
118	107	0	TEC	+0.00	TEH	+0.00			EB-610-LLMC	MMB	VS7 +7.40		1.76 Vpp	12°	1	19	DGT	TEG	LAR
120	107	0	TEC	+0.00	TEH	+0.00			EB-610-LLMC							19	DGT	OLH	RES
120	107	17	TSH	-5.30	TSH	+3.94			620-MRPC-3C/52 PH							77	GKW	OLH	RES
124	107	0	TEC	+0.00	TEH	+0.00			EB-610-LLMC							19	DGT	OLH	RES
124	107	17	TSH	-4.02	TSH	+4.03			620-MRPC-3C/52 PH							78	GKW	OLH	RES
126	107	0	TEC	+0.00	TEH	+0.00			EB-610-LLMC							20	DGT	RHI	RES
126	107	17	TSH	-4.62	TSH	+4.63			620-MRPC-3C/52 PH							77	GKW	OLH	RES
128	107	17	TSH	-3.35	TSH	+5.91			620-MRPC-3C/52 PH							77	GKW	OLH	RES
128	107	0	TEC	+0.00	TEH	+0.00			EB-610-LLMC	MMB	VS4 +13.23 VS4 +12.96 VS4 +15.54		0.53 Vpp	137°	1	19	DGT	WJS	RES
130	107	0	TEC	+0.00	TEH	+0.00			EB-610-LLMC							19	DGT	OLH	RES
130	107	17	TSH	-4.53	TSH	+4.70			620-MRPC-3C/52 PH							77	GKW	OLH	RES
132	107	0	TEC	+0.00	TEH	+0.00			EB-610-LLMC							19	DGT	OLH	RES
132	107	17	TSH	-4.48	TSH	+4.79			620-MRPC-3C/52 PH							77	GKW	TEG	RES
131	108	3	TEC	+0.00	TEH	+0.00			EB-610-LLMC							45	DLR	DAL	RES
130	109	3	TEC	+0.00	TEH	+0.00			EB-610-LLMC							45	DLR	MAR	RES
5	110	0	TEC	+0.00	TEH	+0.00			EB-610-LLMC							28	GKW	AJW	RES
5	110	17	TSH	-4.58	TSH	+4.40			620-MRPC-3C/52 PH							84	BAD	RHI	RES
9	110	0	TEC	+0.00	TEH	+0.00			EB-610-LLMC							27	GKW	DAL	RES
9	110	17	TSH	-4.56	TSH	+4.40			620-MRPC-3C/52 PH							84	BAD	RHI	RES
17	110	0	TEC	+0.00	TEH	+0.00			EB-610-LLMC							28	GKW	AJW	RES
17	110	17	TSH	-3.64	TSH	+3.97			620-MRPC-3C/52 PH							85	BAD	RHI	RES
21	110	0	TEC	+0.00	TEH	+0.00			EB-610-LLMC							59	DGT	AJW	RES
21	110	17	TSH	-5.70	TSH	+3.28			620-MRPC-3C/52 PH							84	BAD	RHI	RES
29	110	0	TEC	+0.00	TEH	+0.00			EB-610-LLMC							59	DGT	AJW	RES
29	110	17	TSH	-3.91	TSH	+3.78			620-MRPC-3C/52 PH							85	BAD	RHI	RES

Row	Col	Plan	Begin Test	End Test	Probe	Rstr	Ind	Pct	Location	Inch 1	Inch 2	Volts	Deg	Chan	Cal	Oprrt	Anlt	Party	
33	110	0	TEC +0.00	TEH +0.00	EB-610-LLMC		NDD									59	DGT	AJW	RES
33	110	17	TSH -5.38	TSH +3.61	620-MRPC-3C/52 PH		NDD									84	BAD	RHI	RES
41	110	0	TEC +0.00	TEH +0.00	EB-610-LLMC		NDD									59	DGT	AJW	RES
41	110	17	TSH -4.43	TSH +4.84	620-MRPC-3C/52 PH		NDD									79	GKW	OLH	RES
45	110	0	TEC +0.00	TSH +0.00	EB-610-LLMC		NDD									59	DGT	AJW	RES
45	110	16	01H +0.00	TEH +0.00	EB-610-LLMC		NDD									62	DGT	WJS	RES
45	110	17	TSH -3.59	TSH +4.58	620-MRPC-3C/52 PH		NDD									80	GKW	OLH	RES
53	110	0	TEC +0.00	TEH +0.00	EB-610-LLMC		NDD									22	DGT	RHI	RES
53	110	17	TSH -4.41	TSH +4.86	620-MRPC-3C/52 PH		NDD									79	GKW	OLH	RES
57	110	0	TEC +0.00	TEH +0.00	EB-610-LLMC		NDD									22	DGT	RHI	RES
57	110	17	TSH -3.95	TSH +4.10	620-MRPC-3C/52 PH		NDD									80	GKW	OLH	RES
65	110	0	TEC +0.00	TEH +0.00	EB-610-LLMC		NDD									22	DGT	RHI	RES
65	110	17	TSH -5.06	TSH +4.14	620-MRPC-3C/52 PH		NDD									79	GKW	OLH	RES
69	110	0	TEC +0.00	TEH +0.00	EB-610-LLMC		NDD									22	DGT	RHI	RES
69	110	17	TSH -4.08	TSH +3.97	620-MRPC-3C/52 PH		NDD									80	GKW	OLH	RES
77	110	0	TEC +0.00	TEH +0.00	EB-610-LLMC		NDD									21	DGT	OLH	RES
77	110	17	TSH -4.53	TSH +4.69	620-MRPC-3C/52 PH		NDD									79	GKW	OLH	RES
81	110	17	TSH -3.54	TSH +4.59	620-MRPC-3C/52 PH		NDD									80	GKW	OLH	RES
81	110	0	TEC +0.00	TEH +0.00	EB-610-LLMC		MBM		02C +13.90			0.49 Vpp	144°	1	21	DGT	TEG	RES	
89	110	0	TEC +0.00	TEH +0.00	EB-610-LLMC		NDD									22	DGT	RHI	RES
89	110	17	TSH -4.80	TSH +4.43	620-MRPC-3C/52 PH		NDD									79	GKW	OLH	RES
93	110	0	TEC +0.00	TEH +0.00	EB-610-LLMC		NDD									22	DGT	RHI	RES
93	110	17	TSH -3.08	TSH +5.06	620-MRPC-3C/52 PH		NDD									80	GKW	OLH	RES
101	110	17	TSH -4.93	TSH +4.29	620-MRPC-3C/52 PH		NDD									79	MC	OLH	RES
101	110	0	TEC +0.00	TEH +0.00	EB-610-LLMC		MBM		05C +20.34			0.39 Vpp	40°	1	22	DGT	TEG	RES	
105	110	0	TEC +0.00	TEH +0.00	EB-610-LLMC		NDD									22	DGT	RHI	RES
105	110	17	TSH -3.17	TSH +4.85	620-MRPC-3C/52 PH		NDD									80	MC	OLH	RES
113	110	0	TEC +0.00	TEH +0.00	EB-610-LLMC		NDD									19	DGT	OLH	RES
113	110	17	TSH -3.91	TSH +5.33	620-MRPC-3C/52 PH		NDD									79	MC	OLH	RES
117	110	0	TEC +0.00	TEH +0.00	EB-610-LLMC		NDD									19	DGT	OLH	RES
117	110	17	TSH -2.58	TSH +5.56	620-MRPC-3C/52 PH		NDD									80	MC	OLH	RES
125	110	0	TEC +0.00	TEH +0.00	EB-610-LLMC		NDD									19	DGT	OLH	RES
125	110	17	TSH -4.58	TSH +4.59	620-MRPC-3C/52 PH		NDD									77	GKW	OLH	RES
129	110	0	TEC +0.00	TEH +0.00	EB-610-LLMC		NDD									38	DGT	RHI	RES
129	110	17	TSH -4.31	TSH +4.94	620-MRPC-3C/52 PH		NDD									77	GKW	OLH	RES
52	111	0	TEC +0.00	TEH +0.00	EB-610-LLMC		MBM		03C +14.64			0.63 Vpp	150°	1	22	DGT	RHI	RES	
130	111	3	TEH +0.00	TEH +0.00	EB-610-LLMC		BDA									45	DLR	MAR	RES
130	111	7	TEC +0.00	TEH +0.00	EB-610-LLMC		NDD									46	DLR	MAR	RES
2	113	0	05C +0.00	TEH +0.00	EB-610-LLMC		NDD									27	GKW	TEG	RES
2	113	5	TEC +0.00	TEH +0.00	EB-590-LLMC		NDD									48	DGT	OLH	RES
2	113	17	TSH -3.66	TSH +4.09	620-MRPC-3C/52 PH		NDD									85	BAD	RHI	RES

Row	Col	Plan	Begin Test	End Test	Probe	Rstr	Ind	Pct	Location	Inch 1	Inch 2	Volts	Deg	Chan	Cal	Oprt	Anlt	Party	
2	113	2	TSH -4.50	TSH +4.48	+POINT-610-115/36/S80		NDD									92	BAD	SHT	RES
4	113	0	TEC +0.00	TEH +0.00	EB-610-LLMC		NDD									27	GKW	DAL	RES
4	113	17	TSH -4.16	TSH +4.78	620-MRPC-3C/52 PH		NDD									84	BAD	RHI	RES
6	113	17	TSH -3.74	TSH +5.24	620-MRPC-3C/52 PH		NDD									84	BAD	RHI	RES
6	113	2	TSH -3.83	TSH +5.20	+POINT-610-115/36/S80		NDD									92	BAD	SHT	RES
6	113	0	TEC +0.00	TEH +0.00	EB-610-LLMC		MBM		02C +28.29			0.21 Vpp	71°		1	27	GKW	TEG	RES
8	113	0	TEC +0.00	TSH +0.00	EB-610-LLMC		NDD									27	GKW	TEG	RES
8	113	7	01H +0.00	TEH +0.00	EB-610-LLMC		NDD									46	DLR	DAL	RES
8	113	17	TSH -4.81	TSH +4.13	620-MRPC-3C/52 PH		NDD									84	BAD	RHI	RES
10	113	0	TEC +0.00	TEH +0.00	EB-610-LLMC		NDD									27	GKW	DAL	RES
10	113	17	TSH -5.00	TSH +3.97	620-MRPC-3C/52 PH		NDD									84	BAD	RHI	RES
10	113	2	TSH -4.87	TSH +4.17	+POINT-610-115/36/S80		NDD									92	BAD	SHT	RES
12	113	0	TEC +0.00	TEH +0.00	EB-610-LLMC		NDD									28	GKW	AJW	RES
12	113	17	TSH -4.55	TSH +3.09	620-MRPC-3C/52 PH		NDD									85	BAD	RHI	RES
14	113	0	TEC +0.00	TEH +0.00	EB-610-LLMC		NDD									28	GKW	AJW	RES
14	113	17	TSH -4.18	TSH +3.47	620-MRPC-3C/52 PH		NDD									85	BAD	RHI	RES
14	113	2	TSH -4.94	TSH +4.05	+POINT-610-115/36/S80		NDD									90	BAD	SHT	RES
16	113	0	TEC +0.00	TEH +0.00	EB-610-LLMC		NDD									27	GKW	DAL	RES
16	113	17	TSH -5.86	TSH +3.12	620-MRPC-3C/52 PH		NDD									84	BAD	RHI	RES
18	113	0	TEC +0.00	TEH +0.00	EB-610-LLMC		NDD									27	GKW	DAL	RES
18	113	17	TSH -5.76	TSH +3.27	620-MRPC-3C/52 PH		NDD									84	BAD	RHI	RES
18	113	2	TSH -4.37	TSH +4.62	+POINT-610-115/36/S80		NDD									90	BAD	SHT	RES
20	113	17	TSH -3.69	TSH +3.92	620-MRPC-3C/52 PH		BDA									85	BAD	MAR	RES
20	113	18	TSH -4.47	TSH +4.52	620-MRPC-3C/52 PH		NDD									88	BAD	RHI	RES
20	113	0	TEC +0.00	TEH +0.00	EB-610-LLMC		MBM		04H +11.99			1.14 Vpp	157°		1	28	GKW	AJW	RES
22	113	0	TEC +0.00	TEH +0.00	EB-610-LLMC		NDD									28	GKW	AJW	RES
22	113	17	TSH -2.82	TSH +4.87	620-MRPC-3C/52 PH		NDD									85	BAD	RHI	RES
22	113	2	TSH -4.36	TSH +4.67	+POINT-610-115/36/S80		NDD									90	BAD	SHT	RES
24	113	17	TSH -6.07	TSH +2.94	620-MRPC-3C/52 PH		NDD									84	BAD	RHI	RES
24	113	0	TEC +0.00	TEH +0.00	EB-610-LLMC		DNT		VS4 -0.65			5.36 Vpp	177°		M1	59	DGT	MAR	RES
26	113	0	TEC +0.00	TEH +0.00	EB-610-LLMC		NDD									59	DGT	AJW	RES
26	113	17	TSH -5.04	TSH +3.98	620-MRPC-3C/52 PH		NDD									84	BAD	RHI	RES
26	113	2	TSH -4.19	TSH +4.84	+POINT-610-115/36/S80		NDD									90	BAD	SHT	RES
28	113	0	TEC +0.00	TEH +0.00	EB-610-LLMC		NDD									59	DGT	AJW	RES
28	113	17	TSH -4.10	TSH +4.84	620-MRPC-3C/52 PH		NDD									84	BAD	RHI	RES
30	113	0	TEC +0.00	TEH +0.00	EB-610-LLMC		NDD									59	DGT	AJW	RES
30	113	17	TSH -4.37	TSH +4.62	620-MRPC-3C/52 PH		NDD									84	BAD	RHI	RES
30	113	2	TSH -4.84	TSH +4.19	+POINT-610-115/36/S80		NDD									90	BAD	SHT	RES
32	113	0	TEC +0.00	TEH +0.00	EB-610-LLMC		NDD									59	DGT	AJW	RES
32	113	17	TSH -5.07	TSH +3.91	620-MRPC-3C/52 PH		NDD									84	BAD	RHI	RES
34	113	17	TSH -6.61	TSH +2.38	620-MRPC-3C/52 PH		BDA									84	BAD	MAR	RES

Row	Col	Plan	Begin Test	End Test	Probe	Rstr	Ind	Pct	Location	Inch 1	Inch 2	Volts	Deg	Chan	Cal	Oprt	Anlt	Party
34	113	18	TSH -4.59	TSH +4.36	620-MRPC-3C/52 PH		NDD								88	BAD	RHI	RES
34	113	2	TSH -4.07	TSH +3.66	+POINT-610-115/36/S80		NDD								91	BAD	SHT	RES
34	113	0	TEC +0.00	TEH +0.00	EB-610-LLMC		MBM		03C +20.19			0.31 Vpp	148°	1	59	DGT	WJS	RES
34	113	0	TEC +0.00	TEH +0.00	EB-610-LLMC		MBM		03C +28.17			0.37 Vpp	153°	1	59	DGT	WJS	RES
36	113	0	TEC +0.00	TEH +0.00	EB-610-LLMC		NDD								59	DGT	MAR	RES
36	113	17	TSH -4.91	TSH +4.37	620-MRPC-3C/52 PH		NDD								79	GKW	OLH	RES
38	113	0	TEC +0.00	TEH +0.00	EB-610-LLMC		NDD								59	DGT	AJW	RES
38	113	17	TSH -4.57	TSH +4.70	620-MRPC-3C/52 PH		NDD								79	GKW	OLH	RES
38	113	2	TSH -4.56	TSH +4.51	+POINT-610-115/36/S80		NDD								90	BAD	SHT	RES
40	113	0	TEC +0.00	TEH +0.00	EB-610-LLMC		NDD								59	DGT	MAR	RES
40	113	17	TSH -4.34	TSH +3.80	620-MRPC-3C/52 PH		NDD								80	GKW	OLH	RES
42	113	0	TEC +0.00	TEH +0.00	EB-610-LLMC		NDD								59	DGT	AJW	RES
42	113	17	TSH -3.75	TSH +4.48	620-MRPC-3C/52 PH		NDD								80	GKW	OLH	RES
42	113	2	TSH -3.24	TSH +4.49	+POINT-610-115/36/S80		NDD								91	BAD	SHT	RES
44	113	0	TEC +0.00	TEH +0.00	EB-610-LLMC		NDD								59	DGT	AJW	RES
44	113	17	TSH -4.41	TSH +4.85	620-MRPC-3C/52 PH		NDD								79	GKW	OLH	RES
46	113	17	TSH -4.56	TSH +4.65	620-MRPC-3C/52 PH		NDD								79	GKW	OLH	RES
46	113	2	TSH -4.05	TSH +5.04	+POINT-610-115/36/S80		NDD								90	BAD	SHT	RES
46	113	0	TEC +0.00	TEH +0.00	EB-610-LLMC		MBM		04H +24.68			0.56 Vpp	161°	1	21	DGT	TEG	RES
48	113	0	TEC +0.00	TEH +0.00	EB-610-LLMC		NDD								21	DGT	OLH	RES
48	113	17	TSH -3.89	TSH +4.20	620-MRPC-3C/52 PH		NDD								80	GKW	OLH	RES
50	113	0	TEC +0.00	TEH +0.00	EB-610-LLMC		NDD								21	DGT	OLH	RES
50	113	17	TSH -4.35	TSH +3.70	620-MRPC-3C/52 PH		NDD								80	GKW	OLH	RES
50	113	2	TSH -3.79	TSH +3.97	+POINT-610-115/36/S80		NDD								91	BAD	SHT	RES
52	113	17	TSH -4.93	TSH +4.34	620-MRPC-3C/52 PH		NDD								79	GKW	OLH	RES
52	113	0	TEC +0.00	TEH +0.00	EB-610-LLMC		MBM		TSH +19.05			0.62 Vpp	154°	1	21	DGT	OLH	RES
54	113	0	TEC +0.00	TEH +0.00	EB-610-LLMC		NDD								21	DGT	OLH	RES
54	113	17	TSH -4.59	TSH +4.65	620-MRPC-3C/52 PH		NDD								79	GKW	OLH	RES
54	113	2	TSH -4.69	TSH +4.38	+POINT-610-115/36/S80		NDD								90	BAD	SHT	RES
56	113	0	TEC +0.00	TEH +0.00	EB-610-LLMC		NDD								22	DGT	RHI	RES
56	113	17	TSH -3.71	TSH +4.43	620-MRPC-3C/52 PH		NDD								80	GKW	OLH	RES
58	113	0	TEC +0.00	TEH +0.00	EB-610-LLMC		NDD								22	DGT	RHI	RES
58	113	17	TSH -3.61	TSH +4.49	620-MRPC-3C/52 PH		NDD								80	GKW	OLH	RES
58	113	2	TSH -4.00	TSH +3.73	+POINT-610-115/36/S80		NDD								91	BAD	SHT	RES
60	113	0	TEC +0.00	TEH +0.00	EB-610-LLMC		NDD								22	DGT	RHI	RES
60	113	17	TSH -5.00	TSH +4.22	620-MRPC-3C/52 PH		NDD								79	GKW	OLH	RES
62	113	17	TSH -4.64	TSH +4.62	620-MRPC-3C/52 PH		NDD								79	GKW	OLH	RES
62	113	2	TSH -4.83	TSH +4.26	+POINT-610-115/36/S80		NDD								90	BAD	SHT	RES
62	113	0	TEC +0.00	TEH +0.00	EB-610-LLMC		MBM		02C +13.68			0.23 Vpp	126°	1	22	DGT	TEG	RES
64	113	0	TEC +0.00	TEH +0.00	EB-610-LLMC		NDD								22	DGT	TEG	RES
64	113	17	TSH -3.82	TSH +4.32	620-MRPC-3C/52 PH		NDD								80	GKW	OLH	RES

Row	Col	Plan	Begin Test	End Test	Probe	Rstr	Ind	Pct	Location	Inch 1	Inch 2	Volts	Deg	Chan	Cal	Oprt	Anlt	Party	
66	113	0	TEC +0.00	TEH +0.00	EB-610-LLMC											22	DGT	RHI	RES
66	113	17	TSH -3.60	TSH +4.54	620-MRPC-3C/52 PH											80	GKW	OLH	RES
66	113	2	TSH -2.73	TSH +5.00	+POINT-610-115/36/S80											91	BAD	SHT	RES
68	113	0	TEC +0.00	TEH +0.00	EB-610-LLMC											22	DGT	RHI	RES
68	113	17	TSH -4.69	TSH +4.52	620-MRPC-3C/52 PH											79	GKW	OLH	RES
70	113	0	TEC +0.00	TSH +0.00	EB-610-LLMC											22	GAC	RHI	RES
70	113	7	01H +0.00	TEH +0.00	EB-610-LLMC											46	DLR	DAL	RES
70	113	17	TSH -4.20	TSH +4.99	620-MRPC-3C/52 PH											79	GKW	OLH	RES
70	113	2	TSH -4.68	TSH +4.34	+POINT-610-115/36/S80											90	BAD	SHT	RES
72	113	0	TSC +0.00	TSH +0.00	EB-610-LLMC											22	GAC	TEG	RES
72	113	7	TEC +0.00	TEH +0.00	EB-610-LLMC											46	DLR	DAL	RES
72	113	17	TSH -3.56	TSH +4.49	620-MRPC-3C/52 PH											80	GKW	OLH	RES
74	113	7	01H +0.00	TEH +0.00	EB-610-LLMC											46	DLR	DAL	RES
74	113	17	TSH -3.75	TSH +4.34	620-MRPC-3C/52 PH											80	GKW	OLH	RES
74	113	2	TSH -3.64	TSH +4.10	+POINT-610-115/36/S80											91	BAD	SHT	RES
74	113	0	TEC +0.00	TSH +0.00	EB-610-LLMC				03H +18.86			0.53 Vpp	155°	1	22	GAC	TEG	RES	
76	113	0	TEC +0.00	TSH +0.00	EB-610-LLMC											22	GAC	RHI	RES
76	113	7	01H +0.00	TEH +0.00	EB-610-LLMC											46	DLR	DAL	RES
76	113	17	TSH -4.79	TSH +4.40	620-MRPC-3C/52 PH											79	GKW	OLH	RES
78	113	0	TEC +0.00	TEH +0.00	EB-610-LLMC											22	GAC	RHI	RES
78	113	17	TSH -4.98	TSH +4.23	620-MRPC-3C/52 PH											79	GKW	OLH	RES
78	113	2	TSH -4.46	TSH +4.60	+POINT-610-115/36/S80											90	BAD	SHT	RES
80	113	0	TEC +0.00	TSH -0.03	EB-610-LLMC											22	GAC	TEG	RES
80	113	7	01H +0.00	TEH +0.00	EB-610-LLMC											46	DLR	DAL	RES
80	113	17	TSH -3.71	TSH +4.34	620-MRPC-3C/52 PH											80	GKW	OLH	RES
82	113	0	TEC +0.00	TEH +0.00	EB-610-LLMC											22	GAC	RHI	RES
82	113	17	TSH -3.99	TSH +4.08	620-MRPC-3C/52 PH											80	GKW	OLH	RES
82	113	2	TSH -3.79	TSH +3.98	+POINT-610-115/36/S80											91	BAD	SHT	RES
84	113	0	TEC +0.00	TEH +0.00	EB-610-LLMC											22	GAC	RHI	RES
84	113	17	TSH -4.93	TSH +4.34	620-MRPC-3C/52 PH											79	GKW	OLH	RES
86	113	0	TEC +0.00	TEH +0.00	EB-610-LLMC											22	GAC	RHI	RES
86	113	17	TSH -4.24	TSH +4.98	620-MRPC-3C/52 PH											79	GKW	OLH	RES
86	113	2	TSH -5.08	TSH +3.98	+POINT-610-115/36/S80											90	BAD	SHT	RES
88	113	0	TEC +0.00	TEH +0.00	EB-610-LLMC											22	GAC	RHI	RES
88	113	17	TSH -3.99	TSH +4.11	620-MRPC-3C/52 PH											80	GKW	OLH	RES
90	113	0	TEC +0.00	TEH +0.00	EB-610-LLMC											22	GAC	RHI	RES
90	113	17	TSH +0.00	TSH +0.00	620-MRPC-3C/52 PH											80	GKW	MAR	RES
90	113	18	TSH -4.39	TSH +4.63	620-MRPC-3C/52 PH											88	BAD	RHI	RES
90	113	2	TSH -3.91	TSH +3.82	+POINT-610-115/36/S80											91	BAD	SHT	RES
92	113	0	TEC +0.00	TEH +0.00	EB-610-LLMC											22	GAC	RHI	RES
92	113	17	TSH -4.93	TSH +4.30	620-MRPC-3C/52 PH											79	GKW	OLH	RES

Row	Col	Plan	Begin Test	End Test	Probe	Rstr	Ind	Pct	Location	Inch 1	Inch 2	Volts	Deg	Chan	Cal	Oprt	Anlt	Party
94	113	0	TEC +0.00	TEH +0.00	EB-610-LLMC		NDD								22	GAC	RHI	RES
94	113	17	TSH -4.66	TSH +4.53	620-MRPC-3C/52 PH		NDD								79	MC	OLH	RES
96	113	0	TEC +0.00	TEH +0.00	EB-610-LLMC		NDD								22	GAC	TEG	RES
96	113	17	TSH -3.33	TSH +4.70	620-MRPC-3C/52 PH		NDD								80	GKW	OLH	RES
98	113	0	TEC +0.00	TEH +0.00	EB-610-LLMC		NDD								22	GAC	RHI	RES
98	113	17	TSH -3.29	TSH +4.79	620-MRPC-3C/52 PH		NDD								80	MC	OLH	RES
98	113	2	TSH -4.68	TSH +4.39	+POINT-610-115/36/S80		NDD								90	BAD	SHT	RES
100	113	0	TEC +0.00	TEH +0.00	EB-610-LLMC		NDD								21	GAC	OLH	RES
100	113	17	TSH -5.03	TSH +4.16	620-MRPC-3C/52 PH		NDD								79	MC	OLH	RES
102	113	0	TEC +0.00	TEH +0.00	EB-610-LLMC		NDD								28	GKW	AJW	RES
102	113	17	TSH -3.98	TSH +5.24	620-MRPC-3C/52 PH		NDD								79	MC	OLH	RES
102	113	2	TSH -3.80	TSH +4.02	+POINT-610-115/36/S80		NDD								91	BAD	SHT	RES
104	113	0	TEC +0.00	TEH +0.00	EB-610-LLMC		NDD								22	GAC	RHI	RES
104	113	17	TSH -3.38	TSH +4.72	620-MRPC-3C/52 PH		NDD								80	MC	OLH	RES
106	113	0	TEC +0.00	TEH +0.00	EB-610-LLMC		NDD								27	GKW	DAL	RES
106	113	17	TSH -2.45	TSH +5.64	620-MRPC-3C/52 PH		NDD								80	MC	OLH	RES
106	113	2	TSH -5.40	TSH +3.62	+POINT-610-115/36/S80		NDD								90	BAD	SHT	RES
108	113	0	TEC +0.00	TEH +0.00	EB-610-LLMC		NDD								28	GKW	AJW	RES
108	113	17	TSH -4.11	TSH +5.12	620-MRPC-3C/52 PH		NDD								79	MC	OLH	RES
110	113	0	TEC +0.00	TEH +0.00	EB-610-LLMC		NDD								28	GKW	AJW	RES
110	113	17	TSH -3.72	TSH +5.51	620-MRPC-3C/52 PH		NDD								79	MC	OLH	RES
110	113	2	TSH -4.22	TSH +3.50	+POINT-610-115/36/S80		NDD								91	BAD	SHT	RES
112	113	0	TEC +0.00	TEH +0.00	EB-610-LLMC		NDD								27	GKW	DAL	RES
112	113	17	TSH -2.61	TSH +5.48	620-MRPC-3C/52 PH		NDD								80	MC	OLH	RES
114	113	0	TEC +0.00	TEH +0.00	EB-610-LLMC		NDD								27	GKW	DAL	RES
114	113	17	TSH -2.48	TSH +5.65	620-MRPC-3C/52 PH		NDD								80	MC	OLH	RES
114	113	2	TSH -4.41	TSH +4.64	+POINT-610-115/36/S80		NDD								90	BAD	SHT	RES
116	113	0	TEC +0.00	TEH +0.00	EB-610-LLMC		NDD								28	GKW	AJW	RES
116	113	17	TSH -4.89	TSH +4.30	620-MRPC-3C/52 PH		NDD								79	MC	OLH	RES
118	113	0	TEC +0.00	TEH +0.00	EB-610-LLMC		NDD								28	GKW	AJW	RES
118	113	17	TSH -4.63	TSH +4.39	620-MRPC-3C/52 PH		NDD								79	MC	OLH	RES
118	113	2	TSH -3.64	TSH +4.13	+POINT-610-115/36/S80		NDD								91	BAD	SHT	RES
120	113	0	TEC +0.00	TEH +0.00	EB-610-LLMC		NDD								27	GKW	DAL	RES
120	113	17	TSH -3.41	TSH +4.60	620-MRPC-3C/52 PH		NDD								80	MC	OLH	RES
122	113	0	TEC +0.00	TEH +0.00	EB-610-LLMC		NDD								27	GKW	DAL	RES
122	113	17	TSH -3.46	TSH +4.19	620-MRPC-3C/52 PH		NDD								80	MC	OLH	RES
122	113	2	TSH -4.52	TSH +4.55	+POINT-610-115/36/S80		NDD								90	BAD	SHT	RES
124	113	0	TEC +0.00	TEH +0.00	EB-610-LLMC		NDD								28	GKW	AJW	RES
124	113	17	TSH -3.73	TSH +5.29	620-MRPC-3C/52 PH		NDD								79	MC	OLH	RES
126	113	17	TSH -3.77	TSH +4.05	620-MRPC-3C/52 PH		NDD								80	MC	MAR	RES
126	113	2	TSH -2.92	TSH +4.85	+POINT-610-115/36/S80		NDD								91	BAD	SHT	RES

Row	Col	Plan	Begin Test	End Test	Probe	Rstr	Ind	Pct	Location	Inch 1	Inch 2	Volts	Deg	Chan	Cal	Opri	Anlt	Party
126	113	0	TEC	+0.00	TEH	+0.00			EB-610-LLMC	MBM	05C	+3.14						
128	113	0	TEC	+0.00	TEH	+0.00			EB-610-LLMC	NDD								
128	113	17	TSH	-2.57	TSH	+5.12			620-MRPC-3C/52 PH	NDD								
3	116	0	03C	+0.00	TEH	+0.00			EB-610-LLMC	NDD								
3	116	5	TEC	+0.00	TEH	+0.00			EB-590-LLMC	NDD								
3	116	17	TSH	-5.02	TSH	+3.97			620-MRPC-3C/52 PH	NDD								
11	116	0	TEC	+0.00	TEH	+0.00			EB-610-LLMC	NDD								
11	116	17	TSH	-4.75	TSH	+4.28			620-MRPC-3C/52 PH	NDD								
15	116	17	TSH	-4.89	TSH	+4.05			620-MRPC-3C/52 PH	NDD								
15	116	0	TEC	+0.00	TEH	+0.00			EB-610-LLMC	DNT	DBH	+34.51						
23	116	0	TEC	+0.00	TEH	+0.00			EB-610-LLMC	NDD								
23	116	17	TSH	-4.16	TSH	+4.83			620-MRPC-3C/52 PH	BDA								
23	116	18	TSH	-7.83	TSH	+1.15			620-MRPC-3C/52 PH	NDD								
27	116	0	TEC	+0.00	TEH	+0.00			EB-610-LLMC	NDD								
27	116	17	TSH	-4.42	TSH	+3.19			620-MRPC-3C/52 PH	NDD								
35	116	0	TEC	+0.00	TEH	+0.00			EB-610-LLMC	NDD								
35	116	17	TSH	-4.13	TSH	+4.89			620-MRPC-3C/52 PH	NDD								
39	116	17	TSH	-3.52	TSH	+4.18			620-MRPC-3C/52 PH	NDD								
39	116	0	TEC	+0.00	TEH	+0.00			EB-610-LLMC	PCT	12	VS4	+0.74					
47	116	17	TSH	-3.96	TSH	+5.07			620-MRPC-3C/52 PH	NDD								
47	116	0	TEC	+0.00	TEH	+0.00			EB-610-LLMC	MBM	02H	+34.86						
51	116	17	TSH	-3.29	TSH	+4.40			620-MRPC-3C/52 PH	NDD								
51	116	0	TEC	+0.00	TEH	+0.00			EB-610-LLMC	DNT	TSH	+2.34						
59	116	0	TEC	+0.00	TEH	+0.00			EB-610-LLMC	NDD								
59	116	17	TSH	-4.25	TSH	+4.77			620-MRPC-3C/52 PH	NDD								
63	116	17	TSH	-3.29	TSH	+4.41			620-MRPC-3C/52 PH	NDD								
63	116	0	TEC	+0.00	TEH	+0.00			EB-610-LLMC	MBM	03C	+2.52						
71	116	0	TEC	+0.00	TEH	+0.00			EB-610-LLMC	NDD								
71	116	17	TSH	-4.42	TSH	+4.61			620-MRPC-3C/52 PH	NDD								
75	116	0	TEC	+0.00	TEH	+0.00			EB-610-LLMC	NDD								
75	116	17	TSH	-3.37	TSH	+4.32			620-MRPC-3C/52 PH	NDD								
83	116	0	TEC	+0.00	TEH	+0.00			EB-610-LLMC	NDD								
83	116	17	TSH	-4.21	TSH	+4.85			620-MRPC-3C/52 PH	NDD								
87	116	0	TEC	+0.00	TEH	+0.00			EB-610-LLMC	NDD								
87	116	17	TSH	-2.66	TSH	+5.00			620-MRPC-3C/52 PH	NDD								
95	116	0	TEC	+0.00	TEH	+0.00			EB-610-LLMC	NDD								
95	116	17	TSH	-4.08	TSH	+4.94			620-MRPC-3C/52 PH	NDD								
99	116	0	TEC	+0.00	TEH	+0.00			EB-610-LLMC	NDD								
99	116	17	TSH	-2.33	TSH	+5.33			620-MRPC-3C/52 PH	NDD								
107	116	0	TEC	+0.00	TEH	+0.00			EB-610-LLMC	NDD								
107	116	17	TSH	-4.36	TSH	+4.67			620-MRPC-3C/52 PH	NDD								

Row	Col	Plan	Begin Test	End Test	Probe	Rstr	Ind	Pct	Location	Inch 1	Inch 2	Volts	Deg	Chan	Cal	Oprt	Anlt	Party	
111	116	0	TEC	+0.00	TEH	+0.00			EB-610-LLMC							27	GKW	DAL	RES
111	116	17	TSH	-2.82	TSH	+4.88			620-MRPC-3C/52 PH							80	MC	OLH	RES
119	116	0	TEC	+0.00	TEH	+0.00			EB-610-LLMC							28	GKW	AJW	RES
119	116	17	TSH	-4.78	TSH	+4.27			620-MRPC-3C/52 PH							79	MC	OLH	RES
123	116	17	TSH	-3.84	TSH	+3.81			620-MRPC-3C/52 PH							80	MC	OLH	RES
123	116	0	TEC	+0.00	TEH	+0.00			EB-610-LLMC	PCT	13	VS6	-0.85	0.82 Vvm	M3	27	GKW	TEG	RES
10	117	0	TEC	+0.00	TEH	+0.00			EB-610-LLMC							27	GKW	DAL	RES
10	117	17	TSH	-4.15	TSH	+4.83			620-MRPC-3C/52 PH							84	BAD	RHI	RES
10	117	2	TSH	-4.62	TSH	+4.36			+POINT-610-115/36/S80							92	BAD	SHT	RES
13	118	17	TSH	-3.74	TSH	+3.87			620-MRPC-3C/52 PH							85	BAD	RHI	RES
15	118	17	TSH	-5.08	TSH	+3.90			620-MRPC-3C/52 PH							84	BAD	RHI	RES
49	118	17	TSH	-3.97	TSH	+5.61			620-MRPC-3C/52 PH							79	MC	DAL	RES
51	118	17	TSH	-4.00	TSH	+5.22			620-MRPC-3C/52 PH							79	MC	DAL	RES
85	118	17	TSH	-4.51	TSH	+4.69			620-MRPC-3C/52 PH							79	MC	DAL	RES
87	118	17	TSH	-4.28	TSH	+4.94			620-MRPC-3C/52 PH							79	MC	DAL	RES
121	118	17	TSH	-2.96	TSH	+5.03			620-MRPC-3C/52 PH							80	MC	DAL	RES
123	118	17	TSH	-3.51	TSH	+4.39			620-MRPC-3C/52 PH							80	MC	DAL	RES
123	118	0	TEC	+0.00	TEH	+0.00			EB-610-LLMC	PCT	16	VS6	-0.74	1.08 Vvm	M3	27	GKW	WJS	LAR
2	119	0	OSC	+0.08	TEH	+0.00			EB-610-LLMC	RST						27	GKW	DAL	RES
2	119	5	TEC	+0.00	TEH	+0.00			EB-590-LLMC							48	DGT	OLH	RES
2	119	17	TSH	-6.21	TSH	+2.78			620-MRPC-3C/52 PH							84	BAD	RHI	RES
4	119	0	TEC	+0.00	TEH	+0.00			EB-610-LLMC							28	GKW	AJW	RES
4	119	17	TSH	-5.60	TSH	+3.35			620-MRPC-3C/52 PH							84	BAD	RHI	RES
8	119	0	TEC	+0.00	TEH	+0.00			EB-610-LLMC							27	GKW	DAL	RES
8	119	17	TSH	-4.14	TSH	+4.84			620-MRPC-3C/52 PH							84	BAD	RHI	RES
12	119	0	TEC	+0.00	TEH	+0.00			EB-610-LLMC							28	GKW	AJW	RES
12	119	17	TSH	-3.98	TSH	+5.00			620-MRPC-3C/52 PH							84	BAD	RHI	RES
16	119	0	TEC	+0.00	TEH	+0.00			EB-610-LLMC							27	GKW	DAL	RES
16	119	17	TSH	-3.67	TSH	+5.36			620-MRPC-3C/52 PH							84	BAD	RHI	RES
18	119	0	TEC	+0.00	TEH	+0.00			EB-610-LLMC							28	GKW	AJW	RES
18	119	17	TSH	-4.32	TSH	+4.66			620-MRPC-3C/52 PH							84	BAD	RHI	RES
20	119	0	TEC	+0.00	TEH	+0.00			EB-610-LLMC							28	GKW	AJW	RES
20	119	17	TSH	-2.43	TSH	+5.26			620-MRPC-3C/52 PH							85	BAD	RHI	RES
26	119	0	TEC	+0.00	TEH	+0.00			EB-610-LLMC							28	GKW	AJW	RES
26	119	17	TSH	-4.24	TSH	+4.74			620-MRPC-3C/52 PH							84	BAD	RHI	RES
28	119	0	TEC	+0.00	TEH	+0.00			EB-610-LLMC							28	GKW	AJW	RES
28	119	17	TSH	-3.89	TSH	+5.09			620-MRPC-3C/52 PH							84	BAD	RHI	RES
32	119	0	TEC	+0.00	TEH	+0.00			EB-610-LLMC							27	GKW	DAL	RES
32	119	17	TSH	-3.95	TSH	+5.12			620-MRPC-3C/52 PH							79	MC	OLH	RES
34	119	0	TEC	+0.00	TEH	+0.00			EB-610-LLMC							28	GKW	AJW	RES
34	119	17	TSH	-4.25	TSH	+4.78			620-MRPC-3C/52 PH							79	MC	MAR	RES

Row	Col	Plan	Begin Test	End Test	Probe	Rstr	Ind	Pct	Location	Inch 1	Inch 2	Volts	Deg	Chan	Cal	Opert	Anlt	Party
36	119	0	TEC +0.00	TEH +0.00	EB-610-LLMC										28	GKW	AJW	RES
36	119	17	TSH -2.70	TSH +5.03	620-MRPC-3C/52 PH										80	MC	OLH	RES
40	119	0	TEC +0.00	TEH +0.00	EB-610-LLMC										27	GKW	DAL	RES
40	119	17	TSH -3.13	TSH +5.90	620-MRPC-3C/52 PH										79	MC	OLH	RES
42	119	0	TEC +0.00	TEH +0.00	EB-610-LLMC										28	GKW	AJW	RES
42	119	17	TSH -4.43	TSH +5.24	620-MRPC-3C/52 PH										79	MC	OLH	RES
44	119	0	TEC +0.00	TEH +0.00	EB-610-LLMC										28	GKW	AJW	RES
44	119	17	TSH -3.14	TSH +4.59	620-MRPC-3C/52 PH										80	MC	OLH	RES
48	119	0	TEC +0.00	TEH +0.00	EB-610-LLMC										28	GKW	TEG	RES
48	119	17	TSH -4.46	TSH +4.57	620-MRPC-3C/52 PH										79	MC	DAL	RES
52	119	17	TSH -3.42	TSH +4.28	620-MRPC-3C/52 PH										80	MC	OLH	RES
56	119	0	TEC +0.00	TEH +0.00	EB-610-LLMC										28	GKW	AJW	RES
56	119	17	TSH -4.42	TSH +4.61	620-MRPC-3C/52 PH										79	MC	DAL	RES
58	119	0	TEC +0.00	TEH +0.00	EB-610-LLMC										28	GKW	AJW	RES
58	119	17	TSH -3.76	TSH +5.40	620-MRPC-3C/52 PH										79	MC	DAL	RES
60	119	0	TEC +0.00	TEH +0.00	EB-610-LLMC										28	GKW	AJW	RES
60	119	17	TSH -3.29	TSH +4.41	620-MRPC-3C/52 PH										80	MC	DAL	RES
64	119	0	TEC +0.00	TEH +0.00	EB-610-LLMC										28	GKW	TEG	RES
64	119	17	TSH -4.28	TSH +4.75	620-MRPC-3C/52 PH										79	MC	DAL	RES
68	119	0	TEC +0.00	TEH +0.00	EB-610-LLMC										27	GKW	DAL	RES
68	119	17	TSH -3.30	TSH +4.35	620-MRPC-3C/52 PH										80	MC	DAL	RES
72	119	0	TEC +0.00	TEH +0.00	EB-610-LLMC										28	GKW	AJW	RES
72	119	17	TSH -4.64	TSH +4.39	620-MRPC-3C/52 PH										79	MC	DAL	RES
74	119	0	TEC +0.00	TEH +0.00	EB-610-LLMC										28	GKW	AJW	RES
74	119	17	TSH -4.18	TSH +4.99	620-MRPC-3C/52 PH										79	MC	DAL	RES
76	119	0	TEC +0.00	TEH +0.00	EB-610-LLMC										27	GKW	DAL	RES
76	119	17	TSH -3.38	TSH +4.31	620-MRPC-3C/52 PH										80	MC	DAL	RES
82	119	0	TEC +0.00	TEH +0.00	EB-610-LLMC										28	GKW	AJW	RES
82	119	17	TSH -4.52	TSH +4.67	620-MRPC-3C/52 PH										79	MC	DAL	RES
84	119	0	TEC +0.00	TEH +0.00	EB-610-LLMC										28	GKW	AJW	RES
84	119	17	TSH -4.32	TSH +4.71	620-MRPC-3C/52 PH										79	MC	DAL	RES
88	119	0	TEC +0.00	TEH +0.00	EB-610-LLMC										28	GKW	AJW	RES
88	119	17	TSH -3.05	TSH +4.64	620-MRPC-3C/52 PH										80	MC	DAL	RES
90	119	0	TEC +0.00	TEH +0.00	EB-610-LLMC										28	GKW	AJW	RES
90	119	17	TSH -4.51	TSH +4.71	620-MRPC-3C/52 PH										79	MC	DAL	RES
92	119	0	TEC +0.00	TEH +0.00	EB-610-LLMC										28	GKW	AJW	RES
92	119	17	TSH -4.01	TSH +5.19	620-MRPC-3C/52 PH										79	MC	DAL	RES
96	119	0	TEC +0.00	TEH +0.00	EB-610-LLMC										27	GKW	DAL	RES
96	119	17	TSH -3.55	TSH +4.38	620-MRPC-3C/52 PH										80	MC	DAL	RES
98	119	0	TEC +0.00	TEH +0.00	EB-610-LLMC										27	GKW	DAL	RES
98	119	17	TSH -4.46	TSH +4.76	620-MRPC-3C/52 PH										79	MC	DAL	RES

Row	Col	Plan	Begin Test	End Test	Probe	Rstr	Ind	Pct	Location	Inch 1	Inch 2	Volts	Deg	Chan	Cal	Oppt	Anlt	Party	
100	119	0	TEC	+0.00	TEH	+0.00			EB-610-LLMC							28	GKW	AJW	RES
100	119	17	TSH	-4.68	TSH	+4.36			620-MRPC-3C/52 PH							79	MC	DAL	RES
104	119	0	TEC	+0.00	TEH	+0.00			EB-610-LLMC							27	GKW	DAL	RES
104	119	17	TSH	-3.04	TSH	+4.61			620-MRPC-3C/52 PH							80	MC	DAL	RES
106	119	0	TEC	+0.00	TEH	+0.00			EB-610-LLMC							27	GKW	DAL	RES
106	119	17	TSH	-4.35	TSH	+4.88			620-MRPC-3C/52 PH							79	MC	DAL	RES
112	119	17	TSH	-4.42	TSH	+4.62			620-MRPC-3C/52 PH							79	MC	DAL	RES
112	119	0	TEC	+0.00	TEH	+0.00			EB-610-LLMC		07H +25.38		4.95 Vpp 179°		1	28	GKW	TEG	RES
114	119	0	TEC	+0.00	TEH	+0.00			EB-610-LLMC							27	GKW	DAL	RES
114	119	17	TSH	-4.73	TSH	+4.52			620-MRPC-3C/52 PH							79	MC	DAL	RES
116	119	0	TEC	+0.00	TEH	+0.00			EB-610-LLMC							27	GKW	DAL	RES
116	119	17	TSH	-3.18	TSH	+4.51			620-MRPC-3C/52 PH							80	MC	DAL	RES
120	119	0	TEC	+0.00	TEH	+0.00			EB-610-LLMC							28	GKW	AJW	RES
120	119	17	TSH	-4.37	TSH	+4.74			620-MRPC-3C/52 PH							79	MC	DAL	RES
124	119	0	TEC	+0.00	TEH	+0.00			EB-610-LLMC							27	GKW	DAL	RES
124	119	17	TSH	-3.37	TSH	+4.28			620-MRPC-3C/52 PH							80	MC	DAL	RES
13	120	17	TSH	-4.00	TSH	+4.98			620-MRPC-3C/52 PH							84	BAD	RHI	RES
15	120	17	TSH	-5.52	TSH	+3.46			620-MRPC-3C/52 PH							84	BAD	RHI	RES
49	120	17	TSH	-4.19	TSH	+5.01			620-MRPC-3C/52 PH							79	MC	DAL	RES
51	120	17	TSH	-4.43	TSH	+4.75			620-MRPC-3C/52 PH							79	MC	DAL	RES
85	120	17	TSH	-4.37	TSH	+4.85			620-MRPC-3C/52 PH							79	MC	DAL	RES
87	120	17	TSH	-4.41	TSH	+4.75			620-MRPC-3C/52 PH							79	MC	DAL	RES
121	120	17	TSH	-4.18	TSH	+4.17			620-MRPC-3C/52 PH							80	MC	DAL	RES
123	120	17	TSH	-3.35	TSH	+5.00			620-MRPC-3C/52 PH							80	MC	DAL	RES
5	122	0	TEC	+0.00	TEH	+0.00			EB-610-LLMC							27	GKW	DAL	RES
5	122	17	TSH	-4.41	TSH	+4.58			620-MRPC-3C/52 PH							87	BAD	RHI	RES
9	122	0	TEC	+0.00	TEH	+0.00			EB-610-LLMC							28	GKW	AJW	RES
9	122	17	TSH	-4.41	TSH	+4.54			620-MRPC-3C/52 PH							87	BAD	RHI	RES
17	122	0	TEC	+0.00	TEH	+0.00			EB-610-LLMC							27	GKW	DAL	RES
17	122	17	TSH	-4.16	TSH	+3.46			620-MRPC-3C/52 PH							85	BAD	MAR	RES
21	122	0	TEC	+0.00	TEH	+0.00			EB-610-LLMC							28	GKW	AJW	RES
21	122	17	TSH	-4.70	TSH	+4.26			620-MRPC-3C/52 PH							87	BAD	RHI	RES
29	122	0	TEC	+0.00	TEH	+0.00			EB-610-LLMC							27	GKW	DAL	RES
29	122	17	TSH	-4.42	TSH	+4.53			620-MRPC-3C/52 PH							87	BAD	RHI	RES
33	122	0	TEC	+0.00	TEH	+0.00			EB-610-LLMC							28	GKW	AJW	RES
33	122	17	TSH	-4.61	TSH	+4.63			620-MRPC-3C/52 PH							79	MC	DAL	RES
41	122	17	TSH	-3.78	TSH	+5.28			620-MRPC-3C/52 PH							79	MC	DAL	RES
41	122	0	TEC	+0.00	TEH	+0.00			EB-610-LLMC		01H +4.16		0.62 Vpp 153°		1	29	MC	TEG	RES
45	122	0	TEC	+0.00	TEH	+0.00			EB-610-LLMC							28	GKW	AJW	RES
45	122	17	TSH	-2.33	TSH	+5.36			620-MRPC-3C/52 PH							80	MC	DAL	RES
53	122	0	TEC	+0.00	TEH	+0.00			EB-610-LLMC							29	MC	AJW	RES

Row	Col	Plan	Begin Test	End Test	Probe	Rstr	Ind	Pct	Location	Inch 1	Inch 2	Volts	Deg	Chan	Cal	Oprt	Anlt	Party	
53	122	17	TSH -4.16	TSH +4.94	620-MRPC-3C/52 PH		NDD									79	MC	DAL	RES
57	122	0	TEC +0.00	TEH +0.00	EB-610-LLMC		NDD									30	MC	DAL	RES
57	122	17	TSH -3.08	TSH +4.57	620-MRPC-3C/52 PH		NDD									80	MC	DAL	RES
65	122	0	TEC +0.00	TEH +0.00	EB-610-LLMC		NDD									29	MC	AJW	RES
65	122	17	TSH -4.01	TSH +5.05	620-MRPC-3C/52 PH		NDD									79	MC	DAL	RES
69	122	0	TEC +0.00	TEH +0.00	EB-610-LLMC		NDD									30	MC	DAL	RES
69	122	17	TSH -3.58	TSH +4.08	620-MRPC-3C/52 PH		NDD									80	MC	DAL	RES
77	122	0	TEC +0.00	TEH +0.00	EB-610-LLMC		NDD									29	MC	AJW	RES
77	122	17	TSH -4.02	TSH +5.01	620-MRPC-3C/52 PH		NDD									79	MC	DAL	RES
81	122	0	TEC +0.00	TEH +0.00	EB-610-LLMC		NDD									30	MC	DAL	RES
81	122	17	TSH -3.03	TSH +4.67	620-MRPC-3C/52 PH		NDD									80	MC	DAL	RES
89	122	0	TEC +0.00	TEH +0.00	EB-610-LLMC		NDD									29	MC	AJW	RES
89	122	17	TSH -4.27	TSH +4.75	620-MRPC-3C/52 PH		NDD									79	MC	DAL	RES
93	122	0	TEC +0.00	TEH +0.00	EB-610-LLMC		NDD									30	MC	DAL	RES
93	122	17	TSH -3.13	TSH +4.58	620-MRPC-3C/52 PH		NDD									80	MC	DAL	RES
101	122	0	TEC +0.00	TEH +0.00	EB-610-LLMC		NDD									29	MC	AJW	RES
101	122	17	TSH -3.87	TSH +5.20	620-MRPC-3C/52 PH		NDD									79	MC	DAL	RES
105	122	0	TEC +0.00	TEH +0.00	EB-610-LLMC		NDD									30	MC	DAL	RES
105	122	17	TSH -3.19	TSH +4.50	620-MRPC-3C/52 PH		NDD									80	MC	DAL	RES
113	122	0	TEC +0.00	TEH +0.00	EB-610-LLMC		NDD									29	MC	AJW	RES
113	122	17	TSH -4.19	TSH +5.05	620-MRPC-3C/52 PH		NDD									79	MC	DAL	RES
117	122	0	TEC +0.00	TEH +0.00	EB-610-LLMC		NDD									30	MC	DAL	RES
117	122	17	TSH -4.38	TSH +4.85	620-MRPC-3C/52 PH		NDD									79	MC	DAL	RES
8	123	0	TEC +0.00	TEH +0.00	EB-610-LLMC		NDD									27	GKW	DAL	RES
8	123	17	TSH -4.81	TSH +4.18	620-MRPC-3C/52 PH		NDD									87	BAD	RHI	RES
2	125	10	TEC +0.00	TEH +0.00	EB-590-LLMC		NDD									49	GAC	CKW	RES
2	125	17	TSH -4.35	TSH +4.64	620-MRPC-3C/52 PH		NDD									87	BAD	RHI	RES
2	125	2	TSH -4.65	TSH +4.35	+POINT-610-115/36/S80		NDD									92	BAD	SHT	RES
4	125	0	TEC +0.00	TEH +0.00	EB-610-LLMC		NDD									29	MC	AJW	RES
4	125	17	TSH -4.90	TSH +4.09	620-MRPC-3C/52 PH		NDD									87	BAD	RHI	RES
6	125	0	TEC +0.00	TEH +0.00	EB-610-LLMC		NDD									29	MC	AJW	RES
6	125	17	TSH -4.16	TSH +4.83	620-MRPC-3C/52 PH		NDD									87	BAD	RHI	RES
6	125	2	TSH -5.09	TSH +3.94	+POINT-610-115/36/S80		NDD									92	BAD	SHT	RES
8	125	0	TEC +0.00	TEH +0.00	EB-610-LLMC		NDD									30	MC	DAL	RES
8	125	17	TSH -4.77	TSH +4.26	620-MRPC-3C/52 PH		NDD									87	BAD	RHI	RES
10	125	17	TSH -3.13	TSH +4.54	620-MRPC-3C/52 PH		NDD									86	BAD	RHI	RES
10	125	2	TSH -5.08	TSH +3.95	+POINT-610-115/36/S80		NDD									92	BAD	SHT	RES
10	125	0	TEC +0.00	TEH +0.00	EB-610-LLMC		MBM		04C +1.87			0.48 Vpp	137°	1	29	MC	AJW	RES	
12	125	0	TEC +0.00	TEH +0.00	EB-610-LLMC		NDD									29	MC	TEG	RES
12	125	17	TSH -3.59	TSH +4.03	620-MRPC-3C/52 PH		NDD									86	BAD	RHI	RES
12	125	18	TSH -4.41	TSH +4.57	620-MRPC-3C/52 PH		NDD									88	BAD	RHI	RES

Row	Col	Plan	Begin Test	End Test	Probe	Rstr	Ind	Pct	Location	Inch 1	Inch 2	Volts	Deg	Chan	Cal	Opri	Anlt	Party	
14	125	0	TEC	+0.00	TEH	+0.00			EB-610-LLMC							30	MC	DAL	RES
14	125	17	TSH	-4.73	TSH	+4.25			620-MRPC-3C/52 PH							87	BAD	RHI	RES
14	125	2	TSH	-5.20	TSH	+3.78			+POINT-610-115/36/S80							92	BAD	SHT	RES
16	125	0	TEC	+0.00	TEH	+0.00			EB-610-LLMC							30	MC	DAL	RES
16	125	17	TSH	-5.09	TSH	+3.94			620-MRPC-3C/52 PH							87	BAD	RHI	RES
18	125	0	TEC	+0.00	TEH	+0.00			EB-610-LLMC							29	MC	AJW	RES
18	125	17	TSH	-5.09	TSH	+3.93			620-MRPC-3C/52 PH							87	BAD	RHI	RES
18	125	2	TSH	-4.84	TSH	+4.16			+POINT-610-115/36/S80							92	BAD	SHT	RES
20	125	0	TEC	+0.00	TEH	+0.00			EB-610-LLMC							29	MC	AJW	RES
20	125	17	TSH	-3.92	TSH	+3.73			620-MRPC-3C/52 PH							86	BAD	RHI	RES
22	125	0	TEC	+0.00	TEH	+0.00			EB-610-LLMC							30	MC	DAL	RES
22	125	17	TSH	-3.83	TSH	+3.84			620-MRPC-3C/52 PH							86	BAD	RHI	RES
22	125	2	TSH	-4.03	TSH	+5.01			+POINT-610-115/36/S80							92	BAD	SHT	RES
24	125	0	TEC	+0.00	TEH	+0.00			EB-610-LLMC							30	MC	DAL	RES
24	125	17	TSH	-4.92	TSH	+4.11			620-MRPC-3C/52 PH							87	BAD	RHI	RES
26	125	0	TEC	+0.00	TEH	+0.00			EB-610-LLMC							29	MC	AJW	RES
26	125	17	TSH	-5.03	TSH	+4.00			620-MRPC-3C/52 PH							87	BAD	RHI	RES
26	125	2	TSH	-4.50	TSH	+4.56			+POINT-610-115/36/S80							92	BAD	SHT	RES
28	125	0	TEC	+0.00	TEH	+0.00			EB-610-LLMC							29	MC	AJW	RES
28	125	17	TSH	-4.70	TSH	+2.96			620-MRPC-3C/52 PH							86	BAD	RHI	RES
30	125	0	TEC	+0.00	TEH	+0.00			EB-610-LLMC							30	MC	DAL	RES
30	125	17	TSH	-3.99	TSH	+3.66			620-MRPC-3C/52 PH							86	BAD	RHI	RES
30	125	2	TSH	-3.39	TSH	+4.38			+POINT-610-115/36/S80							93	BAD	SHT	RES
32	125	0	TEC	+0.00	TEH	+0.00			EB-610-LLMC							30	MC	DAL	RES
32	125	17	TSH	-4.25	TSH	+4.78			620-MRPC-3C/52 PH							79	MC	DAL	RES
34	125	0	TEC	+0.00	TEH	+0.00			EB-610-LLMC							29	MC	AJW	RES
34	125	17	TSH	-3.80	TSH	+5.23			620-MRPC-3C/52 PH							79	MC	DAL	RES
34	125	2	TSH	-4.61	TSH	+4.46			+POINT-610-115/36/S80							92	BAD	SHT	RES
36	125	0	TEC	+0.00	TEH	+0.00			EB-610-LLMC							29	MC	AJW	RES
36	125	17	TSH	-2.96	TSH	+4.73			620-MRPC-3C/52 PH							80	MC	DAL	RES
38	125	0	TEC	+0.00	TEH	+0.00			EB-610-LLMC							30	MC	DAL	RES
38	125	17	TSH	-2.94	TSH	+4.73			620-MRPC-3C/52 PH							80	MC	DAL	RES
38	125	2	TSH	-3.65	TSH	+4.08			+POINT-610-115/36/S80							93	BAD	SHT	RES
40	125	7	01H	+0.00	TEH	+0.00			EB-610-LLMC							46	DLR	DAL	RES
40	125	17	TSH	-4.75	TSH	+4.28			620-MRPC-3C/52 PH							79	MC	DAL	RES
40	125	0	TEC	+0.00	TSH	+0.00			EB-610-LLMC							30	MC	MAR	RES
42	125	0	TEC	+0.00	TEH	+0.00			EB-610-LLMC							29	MC	MAR	RES
42	125	17	TSH	-4.94	TSH	+4.08			620-MRPC-3C/52 PH							79	MC	DAL	RES
42	125	2	TSH	-4.11	TSH	+4.95			+POINT-610-115/36/S80							92	BAD	SHT	RES
44	125	0	TEC	+0.00	TEH	+0.00			EB-610-LLMC							29	MC	MAR	RES
44	125	17	TSH	-3.25	TSH	+4.41			620-MRPC-3C/52 PH							80	MC	DAL	RES

02C +11.85

1.32 Vpp 156°

1

Row	Col	Plan	Begin Test	End Test	Probe	Rstr	Ind	Pct	Location	Inch 1	Inch 2	Volts	Deg	Chan	Cal	Oprt	Anlt	Party
46	125	0	TEC +0.00	TEH +0.00	EB-610-LLMC										30	MC	DAL	RES
46	125	17	TSH -3.47	TSH +4.19	620-MRPC-3C/52 PH										80	MC	DAL	RES
46	125	2	TSH -3.02	TSH +4.76	+POINT-610-115/36/S80										93	BAD	SHT	RES
48	125	0	TEC +0.00	TEH +0.00	EB-610-LLMC										30	MC	DAL	RES
48	125	17	TSH -4.11	TSH +4.92	620-MRPC-3C/52 PH										79	MC	DAL	RES
50	125	0	TEC +0.00	TEH +0.00	EB-610-LLMC										29	MC	AJW	RES
50	125	17	TSH -4.06	TSH +5.02	620-MRPC-3C/52 PH										79	MC	DAL	RES
50	125	2	TSH -3.26	TSH +4.75	+POINT-610-115/36/S80										92	BAD	TEG	RES
52	125	0	TEC +0.00	TEH +0.00	EB-610-LLMC										29	MC	MAR	RES
52	125	17	TSH -3.13	TSH +4.53	620-MRPC-3C/52 PH										80	MC	DAL	RES
54	125	0	TEC +0.00	TEH +0.00	EB-610-LLMC										30	MC	DAL	RES
54	125	17	TSH -3.31	TSH +4.36	620-MRPC-3C/52 PH										80	MC	DAL	RES
54	125	2	TSH -3.47	TSH +4.30	+POINT-610-115/36/S80										93	BAD	SHT	RES
56	125	0	TEC +0.00	TEH +0.00	EB-610-LLMC										30	MC	DAL	RES
56	125	17	TSH -4.55	TSH +4.53	620-MRPC-3C/52 PH										79	MC	DAL	RES
58	125	0	TEC +0.00	TEH +0.00	EB-610-LLMC										29	MC	AJW	RES
58	125	17	TSH -5.06	TSH +3.96	620-MRPC-3C/52 PH										79	MC	DAL	RES
58	125	2	TSH -4.36	TSH +4.67	+POINT-610-115/36/S80										92	BAD	SHT	RES
60	125	0	TEC +0.00	TEH +0.00	EB-610-LLMC										29	MC	AJW	RES
60	125	17	TSH -3.23	TSH +4.43	620-MRPC-3C/52 PH										80	MC	DAL	RES
62	125	0	TEC +0.00	TEH +0.00	EB-610-LLMC										30	MC	DAL	RES
62	125	17	TSH -3.32	TSH +4.33	620-MRPC-3C/52 PH										80	MC	DAL	RES
62	125	2	TSH -3.63	TSH +4.14	+POINT-610-115/36/S80										93	BAD	SHT	RES
64	125	0	TEC +0.00	TEH +0.00	EB-610-LLMC										30	MC	DAL	RES
64	125	17	TSH -4.43	TSH +4.61	620-MRPC-3C/52 PH										79	MC	DAL	RES
66	125	0	TEC +0.00	TEH +0.00	EB-610-LLMC										29	MC	AJW	RES
66	125	17	TSH -4.29	TSH +4.78	620-MRPC-3C/52 PH										79	MC	DAL	RES
66	125	2	TSH -4.95	TSH +4.10	+POINT-610-115/36/S80										92	BAD	SHT	RES
68	125	0	TEC +0.00	TEH +0.00	EB-610-LLMC										29	MC	AJW	RES
68	125	17	TSH -2.83	TSH +4.83	620-MRPC-3C/52 PH										80	MC	DAL	RES
70	125	0	TEC +0.00	TEH +0.00	EB-610-LLMC										29	MC	AJW	RES
70	125	17	TSH -3.30	TSH +4.37	620-MRPC-3C/52 PH										80	MC	DAL	RES
70	125	2	TSH -3.83	TSH +3.91	+POINT-610-115/36/S80										93	BAD	SHT	RES
72	125	0	TEC +0.00	TEH +0.00	EB-610-LLMC										29	MC	AJW	RES
72	125	17	TSH -4.22	TSH +4.85	620-MRPC-3C/52 PH										79	MC	DAL	RES
74	125	0	TEC +0.00	TEH +0.00	EB-610-LLMC										29	MC	AJW	RES
74	125	17	TSH -4.26	TSH +4.81	620-MRPC-3C/52 PH										79	MC	DAL	RES
74	125	2	TSH -5.11	TSH +3.95	+POINT-610-115/36/S80										92	BAD	SHT	RES
76	125	0	TEC +0.00	TEH +0.00	EB-610-LLMC										29	MC	AJW	RES
76	125	17	TSH -3.21	TSH +4.44	620-MRPC-3C/52 PH										80	MC	DAL	RES
78	125	0	TEC +0.00	TEH +0.00	EB-610-LLMC										30	MC	DAL	RES

Row	Col	Plan	Begin Test	End Test	Probe	Rstr	Ind	Pct	Location	Inch 1	Inch 2	Volts	Deg	Chan	Cal	Opri	Anlt	Party	
78	125	17	TSH -3.03	TSH +4.66	620-MRPC-3C/52 PH		NDD									80	MC	DAL	RES
78	125	2	TSH -4.05	TSH +3.70	+POINT-610-115/36/S80		NDD									93	BAD	SHT	RES
80	125	0	TEC +0.00	TEH +0.00	EB-610-LLMC		NDD									30	MC	DAL	RES
80	125	17	TSH -4.03	TSH +5.04	620-MRPC-3C/52 PH		NDD									79	MC	DAL	RES
82	125	0	TEC +0.00	TEH +0.00	EB-610-LLMC		NDD									29	MC	AJW	RES
82	125	17	TSH -4.33	TSH +4.74	620-MRPC-3C/52 PH		NDD									79	MC	DAL	RES
82	125	2	TSH -3.75	TSH +5.31	+POINT-610-115/36/S80		NDD									92	BAD	SHT	RES
84	125	17	TSH -3.24	TSH +4.45	620-MRPC-3C/52 PH		NDD									80	MC	DAL	RES
84	125	0	TEC +0.00	TEH +0.00	EB-610-LLMC		MBM		TSC +2.74			0.46 Vpp	146°		1	29	MC	MAR	RES
86	125	0	TEC +0.00	TEH +0.00	EB-610-LLMC		NDD									30	MC	DAL	RES
86	125	17	TSH -3.09	TSH +4.59	620-MRPC-3C/52 PH		NDD									80	MC	DAL	RES
86	125	2	TSH -3.82	TSH +3.95	+POINT-610-115/36/S80		NDD									93	BAD	SHT	RES
88	125	0	TEC +0.00	TEH +0.00	EB-610-LLMC		NDD									30	MC	DAL	RES
88	125	17	TSH -4.02	TSH +5.01	620-MRPC-3C/52 PH		NDD									79	MC	DAL	RES
90	125	17	TSH -4.02	TSH +5.04	620-MRPC-3C/52 PH		NDD									79	MC	DAL	RES
90	125	2	TSH -3.95	TSH +5.08	+POINT-610-115/36/S80		NDD									92	BAD	SHT	RES
90	125	0	TEC +0.00	TEH +0.00	EB-610-LLMC		MBM		02C +11.87			1.09 Vpp	160°		1	29	MC	MAR	RES
92	125	0	TEC +0.00	TEH +0.00	EB-610-LLMC		NDD									29	MC	AJW	RES
92	125	17	TSH -2.89	TSH +4.81	620-MRPC-3C/52 PH		NDD									80	MC	DAL	RES
94	125	0	TEC +0.00	TEH +0.00	EB-610-LLMC		NDD									30	MC	DAL	RES
94	125	17	TSH -2.74	TSH +4.96	620-MRPC-3C/52 PH		NDD									80	MC	DAL	RES
94	125	2	TSH -3.26	TSH +4.49	+POINT-610-115/36/S80		NDD									93	BAD	SHT	RES
96	125	0	TEC +0.00	TEH +0.00	EB-610-LLMC		NDD									30	MC	DAL	RES
96	125	17	TSH -5.09	TSH +3.99	620-MRPC-3C/52 PH		NDD									81	MC	DAL	RES
98	125	0	TEC +0.00	TEH +0.00	EB-610-LLMC		NDD									29	MC	AJW	RES
98	125	17	TSH -4.31	TSH +4.79	620-MRPC-3C/52 PH		NDD									81	MC	DAL	RES
98	125	2	TSH -4.08	TSH +4.95	+POINT-610-115/36/S80		NDD									92	BAD	SHT	RES
100	125	17	TSH -3.72	TSH +3.99	620-MRPC-3C/52 PH		NDD									83	MC	DAL	RES
100	125	0	TEC +0.00	TEH +0.00	EB-610-LLMC		PCT	11	VS4 +1.05			0.65 Vvm		M3	29	MC	MAR	RES	
100	125	0	TEC +0.00	TEH +0.00	EB-610-LLMC		PCT	14	VS2 -0.60			0.91 Vvm		M3	29	MC	MAR	RES	
102	125	0	TEC +0.00	TEH +0.00	EB-610-LLMC		NDD									30	MC	DAL	RES
102	125	17	TSH -2.77	TSH +4.89	620-MRPC-3C/52 PH		NDD									83	MC	DAL	RES
102	125	2	TSH -3.42	TSH +4.31	+POINT-610-115/36/S80		NDD									93	BAD	SHT	RES
104	125	0	TEC +0.00	TEH +0.00	EB-610-LLMC		NDD									30	MC	DAL	RES
104	125	17	TSH -4.63	TSH +4.44	620-MRPC-3C/52 PH		NDD									81	MC	DAL	RES
106	125	0	TEC +0.00	TEH +0.00	EB-610-LLMC		NDD									29	MC	AJW	RES
106	125	17	TSH -4.22	TSH +4.86	620-MRPC-3C/52 PH		NDD									81	MC	DAL	RES
106	125	2	TSH -4.07	TSH +4.95	+POINT-610-115/36/S80		NDD									92	BAD	SHT	RES
108	125	0	TEC +0.00	TEH +0.00	EB-610-LLMC		NDD									29	MC	AJW	RES
108	125	17	TSH -3.48	TSH +4.18	620-MRPC-3C/52 PH		NDD									83	MC	DAL	RES
110	125	0	TEC +0.00	TEH +0.00	EB-610-LLMC		NDD									30	MC	DAL	RES

Row	Col	Plan	Begin Test	End Test	Probe	Rstr	Ind	Pct	Location	Inch 1	Inch 2	Volts	Deg	Chan	Cal	Opri	Anlt	Party			
110	125	17	TSH	-3.75	TSH	+3.90			620-MRPC-3C/52 PH							83	MC	DAL	RES		
110	125	2	TSH	-3.43	TSH	+4.31			+POINT-610-115/36/S80							93	BAD	SHT	RES		
112	125	0	TEC	+0.00	TEH	+0.00			EB-610-LLMC							30	MC	DAL	RES		
112	125	17	TSH	-3.22	TSH	+4.71			620-MRPC-3C/52 PH							83	MC	DAL	RES		
114	125	0	TEC	+0.00	TEH	+0.00			EB-610-LLMC							29	MC	AJW	RES		
114	125	17	TSH	-3.85	TSH	+4.12			620-MRPC-3C/52 PH							83	MC	DAL	RES		
114	125	2	TSH	-4.25	TSH	+4.79			+POINT-610-115/36/S80							92	BAD	SHT	RES		
116	125	17	TSH	-3.50	TSH	+4.45			620-MRPC-3C/52 PH							83	MC	DAL	RES		
116	125	0	TEC	+0.00	TEH	+0.00			EB-610-LLMC	DNT	08C	+0.79	7.54	Vpp	179°	M1	29	MC	MAR	RES	
118	125	0	TEC	+0.00	TEH	+0.00			EB-610-LLMC							30	MC	DAL	RES		
118	125	17	TSH	-4.33	TSH	+3.59			620-MRPC-3C/52 PH							83	MC	DAL	RES		
118	125	2	TSH	-3.12	TSH	+4.67			+POINT-610-115/36/S80							93	BAD	SHT	RES		
47	126	0	TEC	+0.00	TEH	+0.00			EB-610-LLMC	INR	VS4	+1.02	0.27	Vvm	M3	29	MC	WJS	LAR		
30	127	0	TEC	+0.00	TEH	+0.00			EB-610-LLMC	PCT	14	01H	+23.23	1.39	Vpp	152°	1	29	MC	AJW	RES
38	127	0	TEC	+0.00	TEH	+0.00			EB-610-LLMC	PCT	11	VS4	+1.07	0.67	Vvm	M3	29	MC	WJS	LAR	
38	127	0	TEC	+0.00	TEH	+0.00			EB-610-LLMC	MBM		TSH	+7.25	0.48	Vpp	155°	1	29	MC	WJS	LAR
38	127	0	TEC	+0.00	TEH	+0.00			EB-610-LLMC	MBM		TSH	+18.75	0.44	Vpp	161°	1	29	MC	WJS	LAR
3	128	10	TEC	+0.00	TEH	+0.00			EB-590-LLMC							49	GAC	CKW	RES		
3	128	17	TSH	-4.80	TSH	+4.20			620-MRPC-3C/52 PH							87	BAD	RHI	RES		
11	128	0	TEC	+0.00	TEH	+0.00			EB-610-LLMC							29	MC	AJW	RES		
11	128	17	TSH	-4.88	TSH	+4.12			620-MRPC-3C/52 PH							87	BAD	RHI	RES		
15	128	0	TEC	+0.00	TEH	+0.00			EB-610-LLMC							29	MC	AJW	RES		
15	128	17	TSH	-3.91	TSH	+3.72			620-MRPC-3C/52 PH							86	BAD	RHI	RES		
23	128	0	TEC	+0.00	TEH	+0.00			EB-610-LLMC							29	MC	AJW	RES		
23	128	17	TSH	-4.61	TSH	+4.46			620-MRPC-3C/52 PH							87	BAD	RHI	RES		
27	128	0	TEC	+0.00	TEH	+0.00			EB-610-LLMC							29	MC	AJW	RES		
27	128	17	TSH	-3.89	TSH	+3.76			620-MRPC-3C/52 PH							86	BAD	RHI	RES		
35	128	0	TEC	+0.00	TEH	+0.00			EB-610-LLMC							29	MC	AJW	RES		
35	128	17	TSH	-4.32	TSH	+4.74			620-MRPC-3C/52 PH							81	MC	DAL	RES		
39	128	0	TEC	+0.00	TEH	+0.00			EB-610-LLMC							29	MC	AJW	RES		
39	128	17	TSH	-3.49	TSH	+4.17			620-MRPC-3C/52 PH							83	MC	DAL	RES		
47	128	17	TSH	-4.38	TSH	+4.64			620-MRPC-3C/52 PH							81	MC	DAL	RES		
47	128	0	TEC	+0.00	TEH	+0.00			EB-610-LLMC	MBM		TSH	+2.22	1.23	Vpp	161°	1	29	MC	MAR	RES
51	128	0	TEC	+0.00	TEH	+0.00			EB-610-LLMC							30	MC	DAL	RES		
51	128	17	TSH	-3.69	TSH	+4.01			620-MRPC-3C/52 PH							83	MC	DAL	RES		
59	128	0	TEC	+0.00	TEH	+0.00			EB-610-LLMC							29	MC	AJW	RES		
59	128	17	TSH	-4.30	TSH	+4.89			620-MRPC-3C/52 PH							81	MC	DAL	RES		
63	128	0	TEC	+0.00	TEH	+0.00			EB-610-LLMC							30	MC	DAL	RES		
63	128	17	TSH	-3.77	TSH	+4.15			620-MRPC-3C/52 PH							83	MC	DAL	RES		
69	128	0	TEC	+0.00	TEH	+0.00			EB-610-LLMC	INR	05C	+0.85	0.28	Vmr	139°	M1	29	MC	WJS	LAR	
71	128	0	TEC	+0.00	TEH	+0.00			EB-610-LLMC							29	MC	AJW	RES		

Row	Col	Plan	Begin Test	End Test	Probe	Rstr	Ind	Pct	Location	Inch 1	Inch 2	Volts	Deg	Chan	Cal	Oprr	Anlt	Party
71	128	17	TSH -4.74	TSH +4.28	620-MRPC-3C/52 PH		NDD								81	MC	DAL	RES
75	128	0	TEC +0.00	TEH +0.00	EB-610-LLMC		NDD								30	MC	DAL	RES
75	128	17	TSH -3.70	TSH +3.99	620-MRPC-3C/52 PH		NDD								83	MC	DAL	RES
83	128	0	TEC +0.00	TEH +0.00	EB-610-LLMC		NDD								29	MC	AJW	RES
83	128	17	TSH -4.04	TSH +5.03	620-MRPC-3C/52 PH		NDD								81	MC	DAL	RES
87	128	0	TEC +0.00	TEH +0.00	EB-610-LLMC		NDD								30	MC	DAL	RES
87	128	17	TSH -3.48	TSH +4.21	620-MRPC-3C/52 PH		NDD								83	MC	DAL	RES
95	128	0	TEC +0.00	TEH +0.00	EB-610-LLMC		NDD								29	MC	AJW	RES
95	128	17	TSH -4.28	TSH +4.80	620-MRPC-3C/52 PH		NDD								81	MC	DAL	RES
99	128	0	TEC +0.00	TEH +0.00	EB-610-LLMC		NDD								30	MC	DAL	RES
99	128	17	TSH -3.50	TSH +4.15	620-MRPC-3C/52 PH		NDD								83	MC	DAL	RES
107	128	0	TEC +0.00	TEH +0.00	EB-610-LLMC		NDD								29	MC	AJW	RES
107	128	17	TSH -3.96	TSH +5.26	620-MRPC-3C/52 PH		NDD								81	MC	DAL	RES
111	128	0	TEC +0.00	TEH +0.00	EB-610-LLMC		NDD								30	MC	DAL	RES
111	128	17	TSH -4.28	TSH +4.91	620-MRPC-3C/52 PH		NDD								81	MC	DAL	RES
2	131	0	TEC +0.00	TEH +0.00	EB-610-LLMC		NDD								31	DGT	AJW	RES
2	131	17	TSH -4.30	TSH +4.68	620-MRPC-3C/52 PH		NDD								87	BAD	RHI	RES
4	131	17	TSH -4.30	TSH +4.69	620-MRPC-3C/52 PH		NDD								87	BAD	RHI	RES
4	131	0	TEC +0.00	TEH +0.00	EB-610-LLMC		MBM		04H +17.23			1.84 Vpp	55°	6	31	DGT	MAR	RES
6	131	0	TEC +0.00	TEH +0.00	EB-610-LLMC		NDD								31	DGT	AJW	RES
6	131	17	TSH -4.29	TSH +4.70	620-MRPC-3C/52 PH		NDD								87	BAD	RHI	RES
8	131	0	TEC +0.00	TEH +0.00	EB-610-LLMC		NDD								31	DGT	AJW	RES
8	131	17	TSH -4.49	TSH +4.46	620-MRPC-3C/52 PH		NDD								87	BAD	RHI	RES
12	131	0	TEC +0.00	TEH +0.00	EB-610-LLMC		NDD								32	DGT	MAR	RES
12	131	17	TSH -4.66	TSH +4.36	620-MRPC-3C/52 PH		NDD								87	BAD	RHI	RES
14	131	0	TEC +0.00	TEH +0.00	EB-610-LLMC		NDD								31	DGT	AJW	RES
14	131	17	TSH -5.10	TSH +3.90	620-MRPC-3C/52 PH		NDD								87	BAD	RHI	RES
16	131	0	TEC +0.00	TEH +0.00	EB-610-LLMC		NDD								31	DGT	AJW	RES
16	131	17	TSH -3.55	TSH +4.11	620-MRPC-3C/52 PH		NDD								86	BAD	RHI	RES
18	131	0	TEC +0.00	TEH +0.00	EB-610-LLMC		NDD								32	DGT	DAL	RES
18	131	17	TSH -3.81	TSH +3.81	620-MRPC-3C/52 PH		NDD								86	BAD	RHI	RES
20	131	0	TEC +0.00	TEH +0.00	EB-610-LLMC		NDD								32	DGT	DAL	RES
20	131	17	TSH -5.28	TSH +3.66	620-MRPC-3C/52 PH		NDD								87	BAD	RHI	RES
22	131	0	TEC +0.00	TEH +0.00	EB-610-LLMC		NDD								31	DGT	AJW	RES
22	131	17	TSH -5.04	TSH +3.99	620-MRPC-3C/52 PH		NDD								87	BAD	RHI	RES
26	131	17	TSH -3.99	TSH +3.66	620-MRPC-3C/52 PH		NDD								86	BAD	RHI	RES
26	131	0	TEC +0.00	TEH +0.00	EB-610-LLMC		MBM		02H +29.04			1.63 Vpp	164°	1	32	DGT	DAL	RES
28	131	0	TEC +0.00	TEH +0.00	EB-610-LLMC		NDD								31	DGT	AJW	RES
28	131	17	TSH -5.09	TSH +3.90	620-MRPC-3C/52 PH		NDD								87	BAD	RHI	RES
30	131	17	TSH -4.53	TSH +4.46	620-MRPC-3C/52 PH		NDD								87	BAD	RHI	RES
30	131	0	TEC +0.00	TEH +0.00	EB-610-LLMC		MBM		TSH +18.82			0.29 Vpp	148°	1	31	DGT	AJW	RES

Row	Col	Plan	Begin Test	End Test	Probe	Rstr	Ind	Pct	Location	Inch 1	Inch 2	Volts	Deg	Chan	Cal	Oprt	Anlt	Party	
32	131	0	TEC +0.00	TEH +0.00	EB-610-LLMC		NDD									32	DGT	DAL	RES
32	131	17	TSH -4.52	TSH +4.55	620-MRPC-3C/52 PH		NDD									81	MC	DAL	RES
34	131	17	TSH -4.14	TSH +5.07	620-MRPC-3C/52 PH		NDD									81	MC	DAL	RES
34	131	0	TEC +0.00	TEH +0.00	EB-610-LLMC		MBM		03H +34.82			0.35 Vpp	145°	1		32	DGT	MAR	RES
36	131	0	TSC +0.00	TEH +0.00	EB-610-LLMC		NDD									31	MC	AJW	RES
36	131	7	TEC +0.00	TEH +0.00	EB-610-LLMC		NDD									46	DLR	DAL	RES
36	131	17	TSH -3.40	TSH +4.26	620-MRPC-3C/52 PH		NDD									83	MC	DAL	RES
40	131	0	TEC +0.00	TEH +0.00	EB-610-LLMC		NDD									32	MC	DAL	RES
40	131	17	TSH -4.20	TSH +4.82	620-MRPC-3C/52 PH		NDD									81	MC	DAL	RES
42	131	0	TEC +0.00	TEH +0.00	EB-610-LLMC		NDD									31	MC	AJW	RES
42	131	17	TSH -4.33	TSH +4.70	620-MRPC-3C/52 PH		NDD									81	MC	DAL	RES
44	131	0	TEC +0.00	TEH +0.00	EB-610-LLMC		NDD									31	MC	AJW	RES
44	131	17	TSH -3.39	TSH +4.26	620-MRPC-3C/52 PH		NDD									83	MC	DAL	RES
46	131	0	TEC +0.00	TEH +0.00	EB-610-LLMC		NDD									32	MC	DAL	RES
46	131	17	TSH -3.57	TSH +4.09	620-MRPC-3C/52 PH		NDD									83	MC	DAL	RES
48	131	0	TEC +0.00	TEH +0.00	EB-610-LLMC		NDD									32	MC	DAL	RES
48	131	17	TSH -3.97	TSH +5.24	620-MRPC-3C/52 PH		NDD									81	MC	DAL	RES
50	131	0	TEC +0.00	TEH +0.00	EB-610-LLMC		NDD									31	MC	AJW	RES
50	131	17	TSH -4.42	TSH +4.62	620-MRPC-3C/52 PH		NDD									81	MC	DAL	RES
54	131	0	TEC +0.00	TEH +0.00	EB-610-LLMC		NDD									32	MC	DAL	RES
54	131	17	TSH -3.17	TSH +4.48	620-MRPC-3C/52 PH		NDD									83	MC	DAL	RES
56	131	0	TEC +0.00	TEH +0.00	EB-610-LLMC		NDD									31	MC	AJW	RES
56	131	17	TSH -4.47	TSH +4.60	620-MRPC-3C/52 PH		NDD									81	GKW	DAL	RES
58	131	0	TEC +0.00	TEH +0.00	EB-610-LLMC		NDD									31	MC	MAR	RES
58	131	17	TSH -4.68	TSH +4.43	620-MRPC-3C/52 PH		NDD									81	GKW	DAL	RES
60	131	0	TEC +0.00	TEH +0.00	EB-610-LLMC		NDD									32	MC	DAL	RES
60	131	17	TSH -3.36	TSH +4.30	620-MRPC-3C/52 PH		NDD									83	GKW	DAL	RES
62	131	0	TEC +0.00	TEH +0.00	EB-610-LLMC		NDD									32	MC	DAL	RES
62	131	17	TSH -3.92	TSH +3.78	620-MRPC-3C/52 PH		NDD									83	GKW	DAL	RES
64	131	0	TEC +0.00	TEH +0.00	EB-610-LLMC		NDD									31	MC	MAR	RES
64	131	17	TSH -4.38	TSH +4.73	620-MRPC-3C/52 PH		NDD									81	GKW	DAL	RES
68	131	0	TEC +0.00	TEH +0.00	EB-610-LLMC		NDD									32	MC	MAR	RES
68	131	17	TSH -3.26	TSH +4.12	620-MRPC-3C/52 PH		NDD									83	GKW	DAL	RES
70	131	0	TEC +0.00	TEH +0.00	EB-610-LLMC		NDD									31	MC	MAR	RES
70	131	17	TSH -4.92	TSH +4.15	620-MRPC-3C/52 PH		NDD									81	GKW	DAL	RES
72	131	0	TEC +0.00	TEH +0.00	EB-610-LLMC		NDD									31	MC	AJW	RES
72	131	17	TSH -4.10	TSH +4.93	620-MRPC-3C/52 PH		NDD									81	GKW	DAL	RES
74	131	0	TEC +0.00	TEH +0.00	EB-610-LLMC		NDD									32	MC	DAL	RES
74	131	17	TSH -3.51	TSH +3.90	620-MRPC-3C/52 PH		NDD									83	GKW	DAL	RES
76	131	0	TEC +0.00	TEH +0.00	EB-610-LLMC		NDD									32	MC	MAR	RES
76	131	17	TSH -3.30	TSH +4.12	620-MRPC-3C/52 PH		NDD									83	GKW	DAL	RES

Row	Col	Plan	Begin Test	End Test	Probe	Rstr	Ind	Pct	Location	Inch 1	Inch 2	Volts	Deg	Chan	Cal	Oprt	Anlt	Party	
78	131	0	TEC +0.00	TEH +0.00	EB-610-LLMC		NDD									31	MC	AJW	RES
78	131	17	TSH -3.99	TSH +5.00	620-MRPC-3C/52 PH		NDD									81	GKW	DAL	RES
82	131	0	TEC +0.00	TEH +0.00	EB-610-LLMC		NDD									32	MC	DAL	RES
82	131	17	TSH -3.37	TSH +4.03	620-MRPC-3C/52 PH		NDD									83	GKW	DAL	RES
84	131	0	TEC +0.00	TEH +0.00	EB-610-LLMC		NDD									31	MC	AJW	RES
84	131	17	TSH -4.63	TSH +4.37	620-MRPC-3C/52 PH		NDD									81	GKW	DAL	RES
86	131	0	TEC +0.00	TEH +0.00	EB-610-LLMC		NDD									31	MC	AJW	RES
86	131	17	TSH -4.84	TSH +4.18	620-MRPC-3C/52 PH		NDD									81	GKW	DAL	RES
88	131	0	TEC +0.00	TEH +0.00	EB-610-LLMC		NDD									32	MC	DAL	RES
88	131	17	TSH -3.41	TSH +4.00	620-MRPC-3C/52 PH		NDD									83	GKW	DAL	RES
90	131	0	TEC +0.00	TEH +0.00	EB-610-LLMC		NDD									32	MC	MAR	RES
90	131	17	TSH -3.46	TSH +3.95	620-MRPC-3C/52 PH		NDD									83	GKW	DAL	RES
92	131	0	TEC +0.00	TEH +0.00	EB-610-LLMC		NDD									31	MC	AJW	RES
92	131	17	TSH -4.12	TSH +4.86	620-MRPC-3C/52 PH		NDD									81	GKW	DAL	RES
96	131	0	TEC +0.00	TEH +0.00	EB-610-LLMC		NDD									32	MC	DAL	RES
96	131	17	TSH -2.96	TSH +4.42	620-MRPC-3C/52 PH		NDD									83	GKW	DAL	RES
98	131	0	TEC +0.00	TEH +0.00	EB-610-LLMC		NDD									31	MC	AJW	RES
98	131	17	TSH -3.58	TSH +5.40	620-MRPC-3C/52 PH		NDD									81	GKW	DAL	RES
100	131	0	TEC +0.00	TEH +0.00	EB-610-LLMC		NDD									31	MC	AJW	RES
100	131	17	TSH -3.72	TSH +5.23	620-MRPC-3C/52 PH		NDD									81	GKW	DAL	RES
102	131	0	TEC +0.00	TEH +0.00	EB-610-LLMC		NDD									32	MC	DAL	RES
102	131	17	TSH -2.86	TSH +4.56	620-MRPC-3C/52 PH		NDD									83	GKW	DAL	RES
104	131	0	TEC +0.00	TEH +0.00	EB-610-LLMC		NDD									32	MC	DAL	RES
104	131	17	TSH -3.33	TSH +4.08	620-MRPC-3C/52 PH		NDD									83	GKW	DAL	RES
106	131	0	TEC +0.00	TEH +0.00	EB-610-LLMC		NDD									31	MC	AJW	RES
106	131	17	TSH -3.75	TSH +5.20	620-MRPC-3C/52 PH		NDD									81	GKW	DAL	RES
110	131	0	TEC +0.00	TEH +0.00	EB-610-LLMC		NDD									32	MC	DAL	RES
110	131	17	TSH -3.05	TSH +4.37	620-MRPC-3C/52 PH		NDD									83	GKW	DAL	RES
41	132	0	TEC +0.00	TEH +0.00	EB-610-LLMC		PCT	8	VS4 +1.11			0.45 Vvm		M3		31	MC	MAR	RES
45	132	0	TEC +0.00	TEH +0.00	EB-610-LLMC		PCT	8	VS4 +0.84			0.41 Vvm		M3		32	MC	WJS	LAR
5	134	0	TEC +0.00	TEH +0.00	EB-610-LLMC		NDD									31	DGT	AJW	RES
5	134	17	TSH -4.83	TSH +4.16	620-MRPC-3C/52 PH		NDD									87	BAD	RHI	RES
9	134	0	TEC +0.00	TEH +0.00	EB-610-LLMC		NDD									31	DGT	AJW	RES
9	134	17	TSH -4.46	TSH +4.52	620-MRPC-3C/52 PH		NDD									87	BAD	RHI	RES
15	134	0	TEC +0.00	TEH +0.00	EB-610-LLMC		MBM		05H -1.60			2.07 Vmr	69°	6	31	DGT	MAR	RES	
15	134	0	TEC +0.00	TEH +0.00	EB-610-LLMC		MBM		05H +33.75			2.34 Vpp	79°	6	31	DGT	MAR	RES	
15	134	0	TEC +0.00	TEH +0.00	EB-610-LLMC		MBM		01H +8.46			2.37 Vpp	68°	6	31	DGT	MAR	RES	
15	134	0	TEC +0.00	TEH +0.00	EB-610-LLMC		INF		01H +6.95			0.39 Vpp	183°	6	31	DGT	MAR	RES	
15	134	0	TEC +0.00	TEH +0.00	EB-610-LLMC		MBM		01H +19.93			1.94 Vmr	54°	6	31	DGT	MAR	RES	
15	134	0	TEC +0.00	TEH +0.00	EB-610-LLMC		MBM		03H +7.80			2.91 Vpp	75°	6	31	DGT	MAR	RES	
17	134	0	TEC +0.00	TEH +0.00	EB-610-LLMC		NDD									31	DGT	OLH	RES

Row	Col	Plan	Begin Test	End Test	Probe	Rstr	Ind	Pct	Location	Inch 1	Inch 2	Volts	Deg	Chan	Cal	Oprr	Anlt	Party		
17	134	17	TSH	-4.55	TSH	+4.48			620-MRPC-3C/52 PH							87	BAD	RHI	RES	
21	134	0	TEC	+0.00	TEH	+0.00			EB-610-LLMC							32	DGT	RHI	RES	
21	134	17	TSH	-3.60	TSH	+4.05			620-MRPC-3C/52 PH							86	BAD	RHI	RES	
29	134	0	TEC	+0.00	TEH	+0.00			EB-610-LLMC							31	DGT	OLH	RES	
29	134	17	TSH	-5.05	TSH	+4.21			620-MRPC-3C/52 PH							84	BAD	DAL	RES	
33	134	17	TSH	-3.22	TSH	+4.84			620-MRPC-3C/52 PH							85	BAD	DAL	RES	
33	134	0	TEC	+0.00	TEH	+0.00			EB-610-LLMC	DNT	VS4	+0.89	9.01 Vpp 177°		M1	32	DGT	MAR	RES	
41	134	0	TEC	+0.00	TEH	+0.00			EB-610-LLMC	NDD						31	DGT	OLH	RES	
41	134	17	TSH	-4.88	TSH	+4.38			620-MRPC-3C/52 PH	NDD						84	BAD	DAL	RES	
45	134	17	TSH	-3.61	TSH	+4.40			620-MRPC-3C/52 PH	NDD						85	BAD	DAL	RES	
45	134	0	TEC	+0.00	TEH	+0.00			EB-610-LLMC	PCT	13	VS4	+0.76	0.80 Vvm		M3	32	DGT	MAR	RES
53	134	0	TEC	+0.00	TEH	+0.00			EB-610-LLMC	NDD						31	DGT	OLH	RES	
53	134	17	TSH	-5.78	TSH	+3.25			620-MRPC-3C/52 PH	NDD						81	GKW	DAL	RES	
57	134	0	TEC	+0.00	TEH	+0.00			EB-610-LLMC	NDD						32	DGT	RHI	RES	
57	134	17	TSH	-3.86	TSH	+3.79			620-MRPC-3C/52 PH	NDD						83	GKW	DAL	RES	
65	134	17	TSH	-4.31	TSH	+4.72			620-MRPC-3C/52 PH	NDD						81	GKW	DAL	RES	
65	134	0	TEC	+0.00	TEH	+0.00			EB-610-LLMC	MBM	05H	+20.08	0.25 Vpp 137°		1	31	DGT	MAR	RES	
69	134	17	TSH	-4.25	TSH	+3.37			620-MRPC-3C/52 PH	NDD						83	GKW	DAL	RES	
69	134	0	TEC	+0.00	TEH	+0.00			EB-610-LLMC	DNT	04C	-0.47	8.00 Vpp 179°		M1	32	DGT	MAR	RES	
69	134	0	TEC	+0.00	TEH	+0.00			EB-610-LLMC	PCT	14	VS4	-0.95	0.88 Vvm		M3	32	DGT	MAR	RES
77	134	0	TEC	+0.00	TEH	+0.00			EB-610-LLMC	NDD						31	DGT	OLH	RES	
77	134	17	TSH	-4.19	TSH	+4.85			620-MRPC-3C/52 PH	NDD						81	GKW	DAL	RES	
81	134	0	TEC	+0.00	TEH	+0.00			EB-610-LLMC	NDD						32	DGT	RHI	RES	
81	134	17	TSH	-3.09	TSH	+4.32			620-MRPC-3C/52 PH	NDD						83	GKW	DAL	RES	
89	134	0	TEC	+0.00	TEH	+0.00			EB-610-LLMC	NDD						31	DGT	OLH	RES	
89	134	17	TSH	-4.26	TSH	+4.77			620-MRPC-3C/52 PH	NDD						81	GKW	DAL	RES	
93	134	17	TSH	-3.18	TSH	+4.22			620-MRPC-3C/52 PH	NDD						83	GKW	DAL	RES	
93	134	0	TEC	+0.00	TEH	+0.00			EB-610-LLMC	MBM	04C	+24.47	0.56 Vpp 165°		1	32	DGT	WJS	RES	
101	134	0	TEC	+0.00	TEH	+0.00			EB-610-LLMC	NDD						31	DGT	OLH	RES	
101	134	17	TSH	-5.05	TSH	+3.94			620-MRPC-3C/52 PH	NDD						81	GKW	DAL	RES	
105	134	0	TSC	+0.00	TEH	+0.00			EB-610-LLMC	NDD						32	DGT	WJS	RES	
105	134	7	TEC	+0.00	TEH	+0.00			EB-610-LLMC	NDD						46	DLR	DAL	RES	
105	134	17	TSH	-3.22	TSH	+4.17			620-MRPC-3C/52 PH	NDD						83	GKW	DAL	RES	
31	136	17	TSH	-4.44	TSH	+4.83			620-MRPC-3C/52 PH	NDD						84	BAD	DAL	RES	
33	136	17	TSH	-4.99	TSH	+4.24			620-MRPC-3C/52 PH	NDD						84	BAD	DAL	RES	
45	136	8	TEC	+0.00	TEH	+0.00			EB-610-LLMC	PCT	13	VS4	+1.34	0.84 Vvm		M3	47	DLR	WRH	RES
67	136	17	TSH	-4.01	TSH	+4.35			620-MRPC-3C/52 PH	NDD						85	GKW	MAR	RES	
69	136	17	TSH	-4.98	TSH	+5.33			620-MRPC-3C/52 PH	NDD						84	GKW	DAL	RES	
2	137	0	TEC	+0.00	TEH	+0.00			EB-610-LLMC	NDD						37	DGT	OLH	RES	
2	137	17	TSH	-4.37	TSH	+4.58			620-MRPC-3C/52 PH	NDD						87	BAD	RHI	RES	
2	137	2	TSH	-3.92	TSH	+4.42			+POINT-610-115/36/S80	NDD						106	BAD	RHI	RES	

Row	Col	Plan	Begin Test	End Test	Probe	Rstr	Ind	Pct	Location	Inch 1	Inch 2	Volts	Deg	Chan	Cal	Oprt	Anlt	Party	
4	137	0	TEC	+0.00	TEH	+0.00			EB-610-LLMC							37	DGT	OLH	RES
4	137	17	TSH	-4.50	TSH	+4.45			620-MRPC-3C/52 PH							87	BAD	RHI	RES
6	137	0	TEC	+0.00	TEH	+0.00			EB-610-LLMC							37	DGT	OLH	RES
6	137	17	TSH	-4.41	TSH	+4.54			620-MRPC-3C/52 PH							87	BAD	RHI	RES
6	137	2	TSH	-3.79	TSH	+4.52			+POINT-610-115/36/S80							106	BAD	JJC	RES
8	137	0	TEC	+0.00	TEH	+0.00			EB-610-LLMC							37	DGT	OLH	RES
8	137	17	TSH	-4.12	TSH	+4.83			620-MRPC-3C/52 PH							87	BAD	RHI	RES
10	137	0	TEC	+0.00	TEH	+0.00			EB-610-LLMC							37	DGT	OLH	RES
10	137	17	TSH	-4.40	TSH	+4.58			620-MRPC-3C/52 PH							87	BAD	RHI	RES
10	137	2	TSH	-4.63	TSH	+3.73			+POINT-610-115/36/S80							106	BAD	JJC	RES
12	137	0	TEC	+0.00	TEH	+0.00			EB-610-LLMC							38	DGT	RHI	RES
12	137	17	TSH	-4.66	TSH	+4.33			620-MRPC-3C/52 PH							87	KCM	RHI	RES
14	137	17	TSH	-5.16	TSH	+3.83			620-MRPC-3C/52 PH							87	KCM	RHI	RES
14	137	2	TSH	-4.23	TSH	+4.16			+POINT-610-115/36/S80							106	BAD	JJC	RES
14	137	0	TEC	+0.00	TEH	+0.00			EB-610-LLMC		TSC +7.70		7.16 Vpp 180°		1	38	DGT	WJS	RES
16	137	0	TEC	+0.00	TEH	+0.00			EB-610-LLMC							37	DGT	OLH	RES
16	137	17	TSH	-5.03	TSH	+4.03			620-MRPC-3C/52 PH							87	BAD	RHI	RES
18	137	17	TSH	-4.92	TSH	+4.11			620-MRPC-3C/52 PH							87	BAD	RHI	RES
18	137	2	TSH	-3.40	TSH	+3.78			+POINT-610-115/36/S80							105	BAD	JJC	RES
18	137	0	TEC	+0.00	TEH	+0.00			EB-610-LLMC		03C +34.39		0.28 Vpp 145°		1	37	DGT	WJS	RES
20	137	0	TEC	+0.00	TEH	+0.00			EB-610-LLMC							38	DGT	RHI	RES
20	137	17	TSH	-4.27	TSH	+3.38			620-MRPC-3C/52 PH							86	BAD	RHI	RES
22	137	0	TEC	+0.00	TEH	+0.00			EB-610-LLMC							38	DGT	RHI	RES
22	137	17	TSH	-3.42	TSH	+4.24			620-MRPC-3C/52 PH							86	BAD	RHI	RES
22	137	2	TSH	-5.04	TSH	+4.02			+POINT-610-115/36/S80							92	BAD	SHT	RES
24	137	0	TEC	+0.00	TEH	+0.00			EB-610-LLMC							37	DGT	OLH	RES
24	137	17	TSH	-4.75	TSH	+4.28			620-MRPC-3C/52 PH							87	BAD	RHI	RES
26	137	0	TEC	+0.00	TEH	+0.00			EB-610-LLMC							37	DGT	OLH	RES
26	137	17	TSH	-4.84	TSH	+4.20			620-MRPC-3C/52 PH							87	BAD	RHI	RES
26	137	2	TSH	-3.54	TSH	+4.23			+POINT-610-115/36/S80							93	BAD	SHT	RES
28	137	0	TEC	+0.00	TEH	+0.00			EB-610-LLMC							38	DGT	RHI	RES
28	137	17	TSH	-3.43	TSH	+4.22			620-MRPC-3C/52 PH							86	BAD	MAR	RES
30	137	0	TEC	+0.00	TEH	+0.00			EB-610-LLMC							38	DGT	RHI	RES
30	137	17	TSH	-3.59	TSH	+4.07			620-MRPC-3C/52 PH							86	BAD	RHI	RES
30	137	2	TSH	-4.52	TSH	+4.56			+POINT-610-115/36/S80							92	BAD	SHT	RES
34	137	0	TEC	+0.00	TEH	+0.00			EB-610-LLMC							37	DGT	OLH	RES
34	137	17	TSH	-4.97	TSH	+4.25			620-MRPC-3C/52 PH							84	BAD	DAL	RES
34	137	2	TSH	-3.18	TSH	+4.59			+POINT-610-115/36/S80							93	BAD	SHT	RES
36	137	0	TEC	+0.00	TEH	+0.00			EB-610-LLMC							37	DGT	OLH	RES
36	137	17	TSH	+0.00	TSH	+0.00			620-MRPC-3C/52 PH							84	BAD	DAL	RES
36	137	18	TSH	-3.93	TSH	+5.05			620-MRPC-3C/52 PH							88	BAD	RHI	RES

Row	Col	Plan	Begin Test	End Test	Probe	Rstr	Ind	Pct	Location	Inch 1	Inch 2	Volts	Deg	Chan	Cal	Oprt	Anlt	Party	
38	137	17	TSH -3.72	TSH +4.41	620-MRPC-3C/52 PH		NDD									85	BAD	DAL	RES
38	137	2	TSH -4.32	TSH +4.76	+POINT-610-115/36/S80		NDD									92	BAD	SHT	RES
38	137	0	TEC +0.00	TEH +0.00	EB-610-LLMC		MBM		TSC +8.78			0.10 Vpp	73°	1	38	DGT	WJS	RES	
40	137	0	TEC +0.00	TEH +0.00	EB-610-LLMC		NDD									38	DGT	RHI	RES
40	137	17	TSH +0.00	TSH +0.00	620-MRPC-3C/52 PH		BDA									85	BAD	DAL	RES
40	137	18	TSH -4.48	TSH +4.46	620-MRPC-3C/52 PH		NDD									88	BAD	RHI	RES
42	137	0	TEC +0.00	TEH +0.00	EB-610-LLMC		NDD									31	DGT	OLH	RES
42	137	17	TSH -4.56	TSH +4.47	620-MRPC-3C/52 PH		NDD									84	BAD	DAL	RES
42	137	2	TSH -3.20	TSH +4.54	+POINT-610-115/36/S80		NDD									93	BAD	SHT	RES
44	137	0	TEC +0.00	TEH +0.00	EB-610-LLMC		NDD									31	DGT	OLH	RES
44	137	17	TSH -4.20	TSH +4.84	620-MRPC-3C/52 PH		NDD									84	GKW	DAL	RES
46	137	0	TEC +0.00	TEH +0.00	EB-610-LLMC		NDD									31	DGT	OLH	RES
46	137	17	TSH -3.82	TSH +3.82	620-MRPC-3C/52 PH		NDD									85	BAD	DAL	RES
46	137	2	TSH -5.00	TSH +4.08	+POINT-610-115/36/S80		NDD									92	BAD	SHT	RES
48	137	0	TEC +0.00	TEH +0.00	EB-610-LLMC		NDD									31	DGT	OLH	RES
48	137	17	TSH -3.05	TSH +4.61	620-MRPC-3C/52 PH		NDD									85	GKW	DAL	RES
50	137	0	TEC +0.00	TEH +0.00	EB-610-LLMC		NDD									31	DGT	OLH	RES
50	137	17	TSH -4.14	TSH +4.89	620-MRPC-3C/52 PH		NDD									84	GKW	DAL	RES
50	137	2	TSH -3.26	TSH +4.47	+POINT-610-115/36/S80		NDD									93	BAD	SHT	RES
52	137	0	TEC +0.00	TEH +0.00	EB-610-LLMC		NDD									31	DGT	OLH	RES
52	137	17	TSH -4.30	TSH +4.73	620-MRPC-3C/52 PH		NDD									84	GKW	DAL	RES
54	137	0	TEC +0.00	TEH +0.00	EB-610-LLMC		NDD									31	DGT	OLH	RES
54	137	17	TSH -2.86	TSH +4.80	620-MRPC-3C/52 PH		NDD									85	GKW	DAL	RES
54	137	2	TSH -3.93	TSH +5.17	+POINT-610-115/36/S80		NDD									92	BAD	SHT	RES
56	137	17	TSH -3.08	TSH +4.58	620-MRPC-3C/52 PH		NDD									85	GKW	DAL	RES
56	137	0	TEC +0.00	TEH +0.00	EB-610-LLMC		MBM		03C +35.79			0.30 Vpp	145°	1	31	DGT	WJS	RES	
58	137	0	TEC +0.00	TEH +0.00	EB-610-LLMC		NDD									31	DGT	OLH	RES
58	137	17	TSH -4.39	TSH +4.61	620-MRPC-3C/52 PH		NDD									84	GKW	DAL	RES
58	137	2	TSH -2.67	TSH +5.07	+POINT-610-115/36/S80		NDD									93	BAD	SHT	RES
60	137	0	TEC +0.00	TEH +0.00	EB-610-LLMC		NDD									31	DGT	OLH	RES
60	137	17	TSH -3.98	TSH +5.04	620-MRPC-3C/52 PH		NDD									84	GKW	DAL	RES
62	137	17	TSH -3.62	TSH +4.04	620-MRPC-3C/52 PH		NDD									85	GKW	DAL	RES
62	137	2	TSH -4.28	TSH +4.80	+POINT-610-115/36/S80		NDD									92	BAD	SHT	RES
62	137	0	TEC +0.00	TEH +0.00	EB-610-LLMC		DNT		VS3 +0.84			11.41 Vpp	177°	M1	32	DGT	WJS	RES	
64	137	0	TEC +0.00	TEH +0.00	EB-610-LLMC		NDD									32	DGT	RHI	RES
64	137	17	TSH -3.55	TSH +4.10	620-MRPC-3C/52 PH		NDD									85	GKW	DAL	RES
66	137	0	TEC +0.00	TEH +0.00	EB-610-LLMC		NDD									31	DGT	OLH	RES
66	137	17	TSH -4.27	TSH +4.77	620-MRPC-3C/52 PH		NDD									81	MC	DAL	RES
66	137	2	TSH -4.04	TSH +3.74	+POINT-610-115/36/S80		NDD									93	BAD	SHT	RES
70	137	0	TEC +0.00	TEH +0.00	EB-610-LLMC		NDD									32	DGT	RHI	RES
70	137	17	TSH -3.60	TSH +4.07	620-MRPC-3C/52 PH		NDD									83	MC	DAL	RES

Row	Col	Plan	Begin Test	End Test	Probe	Rstr	Ind	Pct	Location	Inch 1	Inch 2	Volts	Deg	Chan	Cal	Oprrt	Anlt	Party	
70	137	2	TSH -5.26	TSH +3.80	+POINT-610-115/36/S80											92	BAD	SHT	RES
72	137	0	TEC +0.00	TEH +0.00	EB-610-LLMC											31	DGT	OLH	RES
72	137	17	TSH -3.89	TSH +5.34	620-MRPC-3C/52 PH											84	GKW	DAL	RES
74	137	0	TEC +0.00	TEH +0.00	EB-610-LLMC											31	DGT	OLH	RES
74	137	17	TSH -4.83	TSH +4.44	620-MRPC-3C/52 PH											84	GKW	DAL	RES
74	137	2	TSH -3.18	TSH +4.59	+POINT-610-115/36/S80											93	BAD	SHT	RES
76	137	0	TEC +0.00	TEH +0.00	EB-610-LLMC											32	DGT	RHI	RES
76	137	17	TSH -2.74	TSH +4.74	620-MRPC-3C/52 PH											85	GKW	DAL	RES
78	137	0	TEC +0.00	TEH +0.00	EB-610-LLMC											32	DGT	WJS	RES
78	137	17	TSH -3.53	TSH +3.93	620-MRPC-3C/52 PH											85	GKW	DAL	RES
78	137	2	TSH -4.14	TSH +4.97	+POINT-610-115/36/S80											92	BAD	SHT	RES
80	137	0	TEC +0.00	TEH +0.00	EB-610-LLMC											31	DGT	OLH	RES
80	137	17	TSH -4.64	TSH +4.59	620-MRPC-3C/52 PH											84	GKW	DAL	RES
82	137	0	TEC +0.00	TEH +0.00	EB-610-LLMC											31	DGT	OLH	RES
82	137	17	TSH -5.17	TSH +4.05	620-MRPC-3C/52 PH											84	GKW	DAL	RES
82	137	2	TSH -3.48	TSH +4.33	+POINT-610-115/36/S80											93	BAD	SHT	RES
84	137	0	TEC +0.00	TEH +0.00	EB-610-LLMC											32	DGT	RHI	RES
84	137	17	TSH -3.32	TSH +4.17	620-MRPC-3C/52 PH											85	GKW	DAL	RES
86	137	17	TSH -4.01	TSH +3.43	620-MRPC-3C/52 PH											85	GKW	DAL	RES
86	137	0	TEC +0.00	TEH +0.00	EB-610-LLMC				05H +18.31			0.34 Vpp	157°		1	32	DGT	WJS	RES
88	137	0	TEC +0.00	TEH +0.00	EB-610-LLMC											31	DGT	OLH	RES
88	137	17	TSH -3.41	TSH +5.54	620-MRPC-3C/52 PH											81	GKW	DAL	RES
90	137	0	TEC +0.00	TEH +0.00	EB-610-LLMC											31	DGT	OLH	RES
90	137	17	TSH -4.38	TSH +4.61	620-MRPC-3C/52 PH											81	GKW	DAL	RES
90	137	2	TSH -4.36	TSH +4.72	+POINT-610-115/36/S80											92	BAD	SHT	RES
92	137	0	TEC +0.00	TEH +0.00	EB-610-LLMC											32	DGT	RHI	RES
92	137	17	TSH +0.00	TSH +0.00	620-MRPC-3C/52 PH											83	GKW	DAL	RES
92	137	18	TSH -4.43	TSH +4.51	620-MRPC-3C/52 PH											88	BAD	RHI	RES
94	137	0	TEC +0.00	TEH +0.00	EB-610-LLMC											32	DGT	RHI	RES
94	137	17	TSH -1.49	TSH +5.90	620-MRPC-3C/52 PH											83	GKW	DAL	RES
94	137	2	TSH -3.10	TSH +4.68	+POINT-610-115/36/S80											93	BAD	SHT	RES
96	137	0	TEC +0.00	TEH +0.00	EB-610-LLMC											31	DGT	OLH	RES
96	137	17	TSH -2.22	TSH +6.81	620-MRPC-3C/52 PH											81	GKW	DAL	RES
98	137	0	TEC +0.00	TEH +0.00	EB-610-LLMC											31	DGT	OLH	RES
98	137	17	TSH -3.76	TSH +5.26	620-MRPC-3C/52 PH											81	GKW	DAL	RES
98	137	2	TSH -4.15	TSH +4.91	+POINT-610-115/36/S80											92	BAD	SHT	RES
100	137	0	TEC +0.00	TEH +0.00	EB-610-LLMC											32	DGT	RHI	RES
100	137	17	TSH -1.35	TSH +6.06	620-MRPC-3C/52 PH											83	GKW	DAL	RES
102	137	17	TSH -3.25	TSH +4.15	620-MRPC-3C/52 PH											83	GKW	DAL	RES
102	137	2	TSH -3.44	TSH +4.32	+POINT-610-115/36/S80											93	BAD	SHT	RES
102	137	0	TEC +0.00	TEH +0.00	EB-610-LLMC				VS2 -0.06			6.94 Vpp	176°		M1	32	DGT	WJS	RES

Row	Col	Plan	Begin Test	End Test	Probe	Rstr	Ind	Pct	Location	Inch 1	Inch 2	Volts	Deg	Chan	Cal	Oprt	Anlt	Party	
31	138	17	TSH -4.80	TSH +4.50	620-MRPC-3C/52 PH		NDD									84	BAD	DAL	RES
33	138	17	TSH -4.35	TSH +4.88	620-MRPC-3C/52 PH		NDD									84	BAD	DAL	RES
67	138	17	TSH -3.49	TSH +4.22	620-MRPC-3C/52 PH		NDD									85	GKW	DAL	RES
69	138	17	TSH -3.96	TSH +4.91	620-MRPC-3C/52 PH		NDD									85	GKW	DAL	RES
95	138	0	TEC +0.00	TEH +0.00	EB-610-LLMC		PCT	15	VS4 +1.09			1.08 Vvm		M3	31	DGT	MAR	RES	
15	140	0	TEC +0.00	TEH +0.00	EB-610-LLMC		NDD									37	DGT	WJS	RES
15	140	17	TSH -4.71	TSH +4.27	620-MRPC-3C/52 PH		NDD									87	KCM	RHI	RES
23	140	17	TSH -4.97	TSH +3.98	620-MRPC-3C/52 PH		NDD									87	KCM	RHI	RES
23	140	0	TEC +0.00	TEH +0.00	EB-610-LLMC		DNT		VS4 +0.52			5.79 Vpp	178°		M1	38	DGT	WJS	RES
39	140	0	TEC +0.00	TEH +0.00	EB-610-LLMC		NDD									31	DGT	OLH	RES
39	140	17	TSH -4.91	TSH +4.39	620-MRPC-3C/52 PH		NDD									84	BAD	DAL	RES
47	140	0	TEC +0.00	TEH +0.00	EB-610-LLMC		NDD									31	DGT	OLH	RES
47	140	17	TSH -4.88	TSH +4.31	620-MRPC-3C/52 PH		NDD									84	BAD	DAL	RES
63	140	0	TEC +0.00	TEH +0.00	EB-610-LLMC		NDD									38	DGT	RHI	RES
63	140	17	TSH -4.35	TSH +4.64	620-MRPC-3C/52 PH		NDD									84	GKW	DAL	RES
71	140	0	TEC +0.00	TEH +0.00	EB-610-LLMC		NDD									37	DGT	OLH	RES
71	140	17	TSH -3.96	TSH +3.71	620-MRPC-3C/52 PH		NDD									85	GKW	DAL	RES
87	140	0	TEC +0.00	TEH +0.00	EB-610-LLMC		NDD									38	DGT	RHI	RES
87	140	17	TSH -4.13	TSH +5.06	620-MRPC-3C/52 PH		NDD									81	GKW	DAL	RES
95	140	0	TEC +0.00	TEH +0.00	EB-610-LLMC		NDD									25	GAC	WRH	RES
95	140	17	TSH -3.81	TSH +4.53	620-MRPC-3C/52 PH		NDD									83	GKW	MAR	RES
2	143	10	TEC +0.00	TEH +0.00	EB-590-LLMC		NDD									49	GAC	CKW	RES
2	143	17	TSH -4.90	TSH +3.63	620-MRPC-3C/52 PH		NDD									107	BAD	KPH	RES
4	143	17	TSH -4.54	TSH +4.03	620-MRPC-3C/52 PH		NDD									107	BAD	KPH	RES
4	143	0	TEC +0.00	TEH +0.00	EB-610-LLMC		MBM		03C +25.03			0.34 Vpp	148°		1	37	DGT	WJS	RES
4	143	0	TEC +0.00	TEH +0.00	EB-610-LLMC		MBM		04C -1.12			0.37 Vpp	35°		1	37	DGT	WJS	RES
6	143	17	TSH -4.15	TSH +5.00	620-MRPC-3C/52 PH		NDD									87	KCM	RHI	RES
6	143	0	TEC +0.00	TEH +0.00	EB-610-LLMC		MBM		02H +22.50			0.41 Vpp	155°		1	37	DGT	WJS	RES
8	143	0	TEC +0.00	TEH +0.00	EB-610-LLMC		NDD									37	DGT	OLH	RES
8	143	17	TSH -5.25	TSH +3.83	620-MRPC-3C/52 PH		NDD									87	KCM	RHI	RES
12	143	0	TEC +0.00	TEH +0.00	EB-610-LLMC		NDD									37	DGT	OLH	RES
12	143	17	TSH -3.71	TSH +3.94	620-MRPC-3C/52 PH		NDD									86	KCM	RHI	RES
14	143	0	TEC +0.00	TEH +0.00	EB-610-LLMC		NDD									37	DGT	OLH	RES
14	143	17	TSH -4.72	TSH +4.35	620-MRPC-3C/52 PH		NDD									87	KCM	RHI	RES
16	143	0	TEC +0.00	TEH +0.00	EB-610-LLMC		NDD									37	DGT	OLH	RES
16	143	17	TSH -4.95	TSH +4.08	620-MRPC-3C/52 PH		NDD									87	KCM	RHI	RES
18	143	0	TEC +0.00	TEH +0.00	EB-610-LLMC		NDD									37	DGT	OLH	RES
18	143	17	TSH -3.80	TSH +3.86	620-MRPC-3C/52 PH		NDD									86	KCM	RHI	RES
20	143	0	TEC +0.00	TEH +0.00	EB-610-LLMC		NDD									37	DGT	OLH	RES
20	143	17	TSH -3.89	TSH +3.81	620-MRPC-3C/52 PH		NDD									86	KCM	RHI	RES
22	143	17	TSH -5.05	TSH +3.97	620-MRPC-3C/52 PH		NDD									87	KCM	RHI	RES

Row	Col	Plan	Begin Test	End Test	Probe	Rstr	Ind	Pct	Location	Inch 1	Inch 2	Volts	Deg	Chan	Cal	Oprt	Anlt	Party
22	143	0	TEC +0.00	TEH +0.00	EB-610-LLMC		MBM		03H +14.48			0.26 Vpp	148°	1	38	DGT	WJS	RES
26	143	0	TEC +0.00	TEH +0.00	EB-610-LLMC		NDD								37	DGT	OLH	RES
26	143	17	TSH -3.66	TSH +4.08	620-MRPC-3C/52 PH		NDD								86	KCM	RHI	RES
28	143	0	TEC +0.00	TEH +0.00	EB-610-LLMC		NDD								37	DGT	OLH	RES
28	143	17	TSH -5.16	TSH +3.83	620-MRPC-3C/52 PH		NDD								87	KCM	RHI	RES
30	143	0	TEC +0.00	TEH +0.00	EB-610-LLMC		NDD								38	DGT	RHI	RES
30	143	17	TSH -4.41	TSH +4.79	620-MRPC-3C/52 PH		NDD								84	BAD	DAL	RES
32	143	0	TEC +0.00	TEH +0.00	EB-610-LLMC		NDD								38	DGT	RHI	RES
32	143	17	TSH -5.36	TSH +3.64	620-MRPC-3C/52 PH		NDD								84	BAD	DAL	RES
34	143	17	TSH -3.86	TSH +4.19	620-MRPC-3C/52 PH		NDD								85	BAD	DAL	RES
34	143	0	TEC +0.00	TEH +0.00	EB-610-LLMC		MBM		03H +24.11			0.51 Vpp	158°	1	38	DGT	WJS	RES
36	143	0	TEC +0.00	TEH +0.00	EB-610-LLMC		NDD								38	DGT	RHI	RES
36	143	17	TSH -4.67	TSH +2.95	620-MRPC-3C/52 PH		NDD								85	BAD	DAL	RES
40	143	0	TEC +0.00	TEH +0.00	EB-610-LLMC		NDD								37	DGT	OLH	RES
40	143	17	TSH -4.60	TSH +4.41	620-MRPC-3C/52 PH		NDD								84	BAD	DAL	RES
42	143	17	TSH -4.95	TSH +4.03	620-MRPC-3C/52 PH		NDD								84	BAD	RHI	RES
42	143	0	TEC +0.00	TEH +0.00	EB-610-LLMC		MBM		03H +8.97			0.43 Vpp	153°	1	37	DGT	OLH	RES
44	143	0	TEC +0.00	TEH +0.00	EB-610-LLMC		NDD								38	DGT	RHI	RES
44	143	17	TSH -3.05	TSH +4.61	620-MRPC-3C/52 PH		NDD								85	BAD	RHI	RES
46	143	17	TSH -4.09	TSH +3.56	620-MRPC-3C/52 PH		NDD								85	BAD	RHI	RES
46	143	0	TEC +0.00	TEH +0.00	EB-610-LLMC		DNT		06C +2.10			7.17 Vpp	179°	1	38	DGT	WJS	RES
48	143	17	TSH -4.46	TSH +4.48	620-MRPC-3C/52 PH		NDD								84	BAD	RHI	RES
48	143	0	TEC +0.00	TEH +0.00	EB-610-LLMC		MBM		TSC +7.71			0.78 Vpp	152°	1	37	DGT	WJS	RES
50	143	0	TEC +0.00	TEH +0.00	EB-610-LLMC		NDD								38	DGT	RHI	RES
50	143	17	TSH -4.96	TSH +4.01	620-MRPC-3C/52 PH		NDD								84	BAD	RHI	RES
54	143	0	TEC +0.00	TEH +0.00	EB-610-LLMC		NDD								37	DGT	OLH	RES
54	143	17	TSH -3.90	TSH +3.72	620-MRPC-3C/52 PH		NDD								85	BAD	RHI	RES
56	143	0	TEC +0.00	TEH +0.00	EB-610-LLMC		NDD								37	DGT	OLH	RES
56	143	17	TSH -4.36	TSH +4.63	620-MRPC-3C/52 PH		NDD								84	BAD	RHI	RES
58	143	0	TEC +0.00	TEH +0.00	EB-610-LLMC		NDD								38	DGT	RHI	RES
58	143	17	TSH -4.26	TSH +4.73	620-MRPC-3C/52 PH		NDD								84	BAD	RHI	RES
60	143	0	TEC +0.00	TEH +0.00	EB-610-LLMC		NDD								38	DGT	RHI	RES
60	143	17	TSH -3.32	TSH +4.37	620-MRPC-3C/52 PH		NDD								85	BAD	RHI	RES
62	143	0	TEC +0.00	TEH +0.00	EB-610-LLMC		NDD								37	DGT	OLH	RES
62	143	17	TSH -2.47	TSH +5.22	620-MRPC-3C/52 PH		NDD								85	BAD	RHI	RES
64	143	0	TSC +0.00	TEH +0.00	EB-610-LLMC		NDD								37	DGT	WJS	RES
64	143	7	TEC +0.00	TEH +0.00	EB-610-LLMC		NDD								46	DLR	DAL	RES
64	143	17	TSH -4.66	TSH +4.33	620-MRPC-3C/52 PH		NDD								84	BAD	RHI	RES
68	143	0	TEC +0.00	TEH +0.00	EB-610-LLMC		NDD								38	DGT	RHI	RES
68	143	17	TSH -3.56	TSH +4.10	620-MRPC-3C/52 PH		NDD								85	BAD	RHI	RES
70	143	0	TEC +0.00	TEH +0.00	EB-610-LLMC		NDD								37	DGT	OLH	RES

Row	Col	Plan	Begin Test	End Test	Probe	Rstr	Ind	Pct	Location	Inch 1	Inch 2	Volts	Deg	Chan	Cal	Opert	Anlt	Party	
70	143	17	TSH	-5.21	TSH	+3.78			620-MRPC-3C/52 PH	NDD						84	BAD	RHI	RES
72	143	0	TEC	+0.00	TEH	+0.00			EB-610-LLMC	NDD						38	DGT	RHI	RES
72	143	17	TSH	-4.65	TSH	+4.34			620-MRPC-3C/52 PH	NDD						84	BAD	RHI	RES
74	143	0	TEC	+0.00	TEH	+0.00			EB-610-LLMC	NDD						38	DGT	TEG	RES
74	143	17	TSH	-4.34	TSH	+3.31			620-MRPC-3C/52 PH	NDD						85	BAD	RHI	RES
76	143	0	TEC	+0.00	TEH	+0.00			EB-610-LLMC	NDD						37	DGT	OLH	RES
76	143	17	TSH	-3.85	TSH	+3.84			620-MRPC-3C/52 PH	NDD						85	BAD	RHI	RES
78	143	0	TEC	+0.00	TEH	+0.00			EB-610-LLMC	NDD						37	DGT	OLH	RES
78	143	17	TSH	-4.93	TSH	+4.07			620-MRPC-3C/52 PH	NDD						84	BAD	RHI	RES
82	143	17	TSH	-3.69	TSH	+3.96			620-MRPC-3C/52 PH	NDD						85	BAD	RHI	RES
82	143	0	TEC	+0.00	TEH	+0.00			EB-610-LLMC	PCT	15 VS3	-0.88		0.94 Vvm	M3	38	DGT	TEG	RES
82	143	0	TEC	+0.00	TEH	+0.00			EB-610-LLMC	MBM	01H	+4.80		0.30 Vpp 151°	1	38	DGT	TEG	RES
84	143	0	TEC	+0.00	TEH	+0.00			EB-610-LLMC	NDD						37	DGT	OLH	RES
84	143	17	TSH	-4.42	TSH	+4.56			620-MRPC-3C/52 PH	NDD						84	BAD	RHI	RES
86	143	0	TEC	+0.00	TEH	+0.00			EB-610-LLMC	NDD						37	DGT	OLH	RES
86	143	17	TSH	-4.39	TSH	+4.60			620-MRPC-3C/52 PH	NDD						84	BAD	RHI	RES
88	143	0	TEC	+0.00	TEH	+0.00			EB-610-LLMC	NDD						38	DGT	RHI	RES
88	143	17	TSH	-3.08	TSH	+4.60			620-MRPC-3C/52 PH	NDD						85	BAD	RHI	RES
90	143	0	TEC	+0.00	TEH	+0.00			EB-610-LLMC	NDD						38	DGT	RHI	RES
90	143	17	TSH	-2.60	TSH	+5.05			620-MRPC-3C/52 PH	NDD						85	BAD	RHI	RES
92	143	0	TEC	+0.00	TEH	+0.00			EB-610-LLMC	NDD						38	DGT	RHI	RES
92	143	17	TSH	-4.40	TSH	+4.58			620-MRPC-3C/52 PH	NDD						84	BAD	RHI	RES
5	146	17	TSH	-4.25	TSH	+4.28			620-MRPC-3C/52 PH	NDD						107	BAD	KPH	RES
5	146	0	TEC	+0.00	TEH	+0.00			EB-610-LLMC	MBM	02H	+3.43		0.23 Vpp 150°	1	37	DGT	WJS	RES
9	146	0	TEC	+0.00	TEH	+0.00			EB-610-LLMC	NDD						37	DGT	OLH	RES
9	146	17	TSH	-4.34	TSH	+4.83			620-MRPC-3C/52 PH	NDD						87	KCM	RHI	RES
17	146	0	TEC	+0.00	TEH	+0.00			EB-610-LLMC	NDD						37	DGT	OLH	RES
17	146	17	TSH	-4.92	TSH	+4.15			620-MRPC-3C/52 PH	NDD						87	KCM	RHI	RES
21	146	0	TEC	+0.00	TEH	+0.00			EB-610-LLMC	NDD						37	DGT	OLH	RES
21	146	17	TSH	-4.01	TSH	+3.65			620-MRPC-3C/52 PH	NDD						86	KCM	RHI	RES
29	146	17	TSH	-4.65	TSH	+4.43			620-MRPC-3C/52 PH	NDD						87	KCM	RHI	RES
29	146	0	TEC	+0.00	TEH	+0.00			EB-610-LLMC	MBM	TSH	+19.72		0.30 Vpp 149°	1	37	DGT	WJS	RES
33	146	0	TEC	+0.00	TEH	+0.00			EB-610-LLMC	NDD						38	DGT	RHI	RES
33	146	17	TSH	-3.62	TSH	+4.04			620-MRPC-3C/52 PH	NDD						86	KCM	RHI	RES
41	146	0	TEC	+0.00	TEH	+0.00			EB-610-LLMC	NDD						37	DGT	OLH	RES
41	146	17	TSH	-5.18	TSH	+3.85			620-MRPC-3C/52 PH	NDD						87	KCM	RHI	RES
45	146	0	TEC	+0.00	TEH	+0.00			EB-610-LLMC	NDD						38	DGT	RHI	RES
45	146	17	TSH	-4.08	TSH	+3.56			620-MRPC-3C/52 PH	NDD						86	KCM	RHI	RES
53	146	0	TEC	+0.00	TEH	+0.00			EB-610-LLMC	NDD						37	DGT	WJS	RES
53	146	17	TSH	-5.16	TSH	+3.86			620-MRPC-3C/52 PH	NDD						87	KCM	RHI	RES
57	146	17	TSH	-3.95	TSH	+3.74			620-MRPC-3C/52 PH	NDD						86	KCM	RHI	RES

Row	Col	Plan	Begin Test	End Test	Probe	Rstr	Ind	Pct	Location	Inch 1	Inch 2	Volts	Deg	Chan	Cal	Oprrt	Anlt	Party	
57	146	0	TEC +0.00	TEH +0.00	EB-610-LLMC				03H +4.88			0.52 Vpp	144°	1	38	DGT	RHI	RES	
65	146	0	TEC +0.00	TEH +0.00	EB-610-LLMC											37	DGT	OLH	RES
65	146	17	TSH -4.73	TSH +4.52	620-MRPC-3C/52 PH											87	KCM	RHI	RES
69	146	0	TEC +0.00	TEH +0.00	EB-610-LLMC											38	DGT	TEG	RES
69	146	17	TSH -3.83	TSH +4.27	620-MRPC-3C/52 PH											86	KCM	RHI	RES
77	146	0	TEC +0.00	TEH +0.00	EB-610-LLMC											37	DGT	OLH	RES
77	146	17	TSH -4.98	TSH +4.28	620-MRPC-3C/52 PH											87	KCM	RHI	RES
81	146	17	TSH -3.55	TSH +4.62	620-MRPC-3C/52 PH											86	KCM	RHI	RES
81	146	0	TEC +0.00	TEH +0.00	EB-610-LLMC				01H +7.08			0.98 Vpp	161°	1	38	DGT	RHI	RES	
45	148	0	TEC +0.00	TEH +0.00	EB-610-LLMC			8	VS4 +0.81				0.41 Vvm	M3	38	DGT	WJS	LAR	
2	149	0	TEH +0.00	TEH +0.00	EB-610-LLMC											37	DGT	TEG	RES
2	149	2	TSH -4.22	TSH +4.12	+POINT-610-115/36/S80											106	BAD	JJC	RES
2	149	17	TSH -4.45	TSH +4.05	620-MRPC-3C/52 PH											107	BAD	KPH	RES
2	149	10	TEC +0.00	TEH +0.00	EB-590-LLMC				04H +17.32			0.38 Vpp	130°	1	49	GAC	WJS	RES	
4	149	0	TEC +0.00	TEH +0.00	EB-610-LLMC											37	DGT	OLH	RES
4	149	17	TSH -4.53	TSH +4.01	620-MRPC-3C/52 PH											107	BAD	KPH	RES
6	149	0	TEC +0.00	TEH +0.00	EB-610-LLMC											37	DGT	OLH	RES
6	149	2	TSH -4.59	TSH +3.83	+POINT-610-115/36/S80											106	BAD	JJC	RES
6	149	17	TSH -4.96	TSH +3.58	620-MRPC-3C/52 PH											107	BAD	KPH	RES
8	149	0	TEC +0.00	TEH +0.00	EB-610-LLMC											37	DGT	OLH	RES
8	149	17	TSH -4.32	TSH +4.22	620-MRPC-3C/52 PH											107	BAD	KPH	RES
10	149	0	TEC +0.00	TEH +0.00	EB-610-LLMC											38	DGT	RHI	RES
10	149	2	TSH -4.35	TSH +2.86	+POINT-610-115/36/S80											105	BAD	JJC	RES
10	149	17	TSH -4.19	TSH +4.43	620-MRPC-3C/52 PH											107	BAD	KPH	RES
12	149	0	TEC +0.00	TEH +0.00	EB-610-LLMC											38	DGT	RHI	RES
12	149	17	TSH -4.28	TSH +4.30	620-MRPC-3C/52 PH											107	BAD	KPH	RES
14	149	2	TSH -4.14	TSH +4.28	+POINT-610-115/36/S80											106	BAD	JJC	RES
14	149	17	TSH -3.61	TSH +3.56	620-MRPC-3C/52 PH											108	BAD	KPH	RES
14	149	0	TEC +0.00	TEH +0.00	EB-610-LLMC				01C +19.79			0.27 Vpp	159°	1	38	DGT	TEG	RES	
14	149	0	TEC +0.00	TEH +0.00	EB-610-LLMC				02H +21.60			0.44 Vpp	159°	1	38	DGT	TEG	RES	
14	149	0	TEC +0.00	TEH +0.00	EB-610-LLMC				02H +14.84			0.18 Vpp	84°	1	38	DGT	TEG	RES	
14	149	0	TEC +0.00	TEH +0.00	EB-610-LLMC				01H +26.27			0.14 Vpp	94°	1	38	DGT	TEG	RES	
16	149	0	TEC +0.00	TEH +0.00	EB-610-LLMC											38	DGT	RHI	RES
16	149	17	TSH -4.33	TSH +2.79	620-MRPC-3C/52 PH											108	BAD	KPH	RES
18	149	0	TEC +0.00	TEH +0.00	EB-610-LLMC											38	DGT	RHI	RES
18	149	2	TSH -3.74	TSH +3.43	+POINT-610-115/36/S80											105	BAD	JJC	RES
18	149	17	TSH -4.48	TSH +4.10	620-MRPC-3C/52 PH											107	BAD	KPH	RES
20	149	17	TSH -3.97	TSH +4.60	620-MRPC-3C/52 PH											107	BAD	KPH	RES
20	149	0	TEC +0.00	TEH +0.00	EB-610-LLMC				04H +24.15			0.63 Vpp	161°	1	38	DGT	RHI	RES	
22	149	0	TEC +0.00	TEH +0.00	EB-610-LLMC											38	DGT	RHI	RES
22	149	2	TSH -4.25	TSH +4.15	+POINT-610-115/36/S80											106	BAD	JJC	RES

Row	Col	Plan	Begin Test	End Test	Probe	Rstr	Ind	Pct	Location	Inch 1	Inch 2	Volts	Deg	Chan	Cal	Oprr	Anlt	Party	
22	149	17	TSH -4.21	TSH +2.95	620-MRPC-3C/52 PH		NDD									108	BAD	KPH	RES
24	149	0	TEC +0.00	TEH +0.00	EB-610-LLMC		NDD									38	DGT	RHI	RES
24	149	17	TSH -4.67	TSH +2.50	620-MRPC-3C/52 PH		NDD									108	BAD	KPH	RES
26	149	0	TEC +0.00	TEH +0.00	EB-610-LLMC		NDD									38	DGT	RHI	RES
26	149	2	TSH -3.82	TSH +3.37	+POINT-610-115/36/S80		NDD									105	BAD	JJC	RES
26	149	17	TSH -4.29	TSH +4.26	620-MRPC-3C/52 PH		NDD									107	BAD	KPH	RES
28	149	0	TEC +0.00	TEH +0.00	EB-610-LLMC		NDD									38	DGT	RHI	RES
28	149	19	TSH -4.13	TSH +4.53	620-MRPC-3C/52 PH		NDD									110	BAD	KPH	RES
30	149	0	TEC +0.00	TEH +0.00	EB-610-LLMC		NDD									38	DGT	RHI	RES
30	149	2	TSH -4.66	TSH +3.75	+POINT-610-115/36/S80		NDD									98	BAD	JJC	RES
30	149	17	TSH -12.37	TSH +3.28	620-MRPC-3C/52 PH		NDD									108	BAD	KPH	RES
32	149	0	TEC +0.00	TEH +0.00	EB-610-LLMC		NDD									37	DGT	OLH	RES
32	149	17	TSH -3.59	TSH +3.62	620-MRPC-3C/52 PH		NDD									108	BAD	KPH	RES
34	149	0	TEC +0.00	TEH +0.00	EB-610-LLMC		NDD									37	DGT	OLH	RES
34	149	2	TSH -4.53	TSH +2.64	+POINT-610-115/36/S80		NDD									100	BAD	JJC	RES
34	149	17	TSH -4.03	TSH +4.51	620-MRPC-3C/52 PH		NDD									107	BAD	KPH	RES
36	149	0	TEC +0.00	TEH +0.00	EB-610-LLMC		NDD									38	DGT	RHI	RES
36	149	17	TSH -4.35	TSH +4.20	620-MRPC-3C/52 PH		NDD									107	BAD	KPH	RES
38	149	0	TEC +0.00	TEH +0.00	EB-610-LLMC		NDD									38	DGT	RHI	RES
38	149	2	TSH -3.71	TSH +4.72	+POINT-610-115/36/S80		NDD									98	BAD	JJC	RES
38	149	17	TSH -3.65	TSH +3.51	620-MRPC-3C/52 PH		NDD									108	BAD	KPH	RES
40	149	0	TEC +0.00	TEH +0.00	EB-610-LLMC		NDD									37	DGT	OLH	RES
40	149	17	TSH -4.68	TSH +2.45	620-MRPC-3C/52 PH		NDD									108	BAD	KPH	RES
42	149	0	TEC +0.00	TEH +0.00	EB-610-LLMC		NDD									37	DGT	OLH	RES
42	149	2	TSH -3.50	TSH +3.67	+POINT-610-115/36/S80		NDD									100	BAD	JJC	RES
42	149	17	TSH -4.30	TSH +4.26	620-MRPC-3C/52 PH		NDD									107	BAD	KPH	RES
44	149	0	TEC +0.00	TSH +0.00	EB-610-LLMC		NDD									38	DGT	RHI	RES
44	149	7	01H +0.00	TEH +0.00	EB-610-LLMC		NDD									46	DLR	DAL	RES
44	149	17	TSH -4.63	TSH +3.95	620-MRPC-3C/52 PH		NDD									107	BAD	KPH	RES
46	149	0	TEC +0.00	TEH +0.00	EB-610-LLMC		NDD									38	DGT	RHI	RES
46	149	2	TSH -4.27	TSH +4.16	+POINT-610-115/36/S80		NDD									98	BAD	JJC	RES
46	149	17	TSH -3.76	TSH +3.41	620-MRPC-3C/52 PH		NDD									108	BAD	KPH	RES
48	149	0	TEC +0.00	TEH +0.00	EB-610-LLMC		NDD									37	DGT	OLH	RES
48	149	17	TSH -4.32	TSH +2.85	620-MRPC-3C/52 PH		NDD									108	BAD	KPH	RES
50	149	2	TSH -3.78	TSH +3.39	+POINT-610-115/36/S80		NDD									100	BAD	JJC	RES
50	149	17	TSH -4.12	TSH +4.46	620-MRPC-3C/52 PH		NDD									107	BAD	KPH	RES
50	149	0	TEC +0.00	TEH +0.00	EB-610-LLMC		MBM		VS3 +9.99			0.45 Vpp	138°	1	37	DGT	WJS	RES	
50	149	0	TEC +0.00	TEH +0.00	EB-610-LLMC		MBM		VS3 +5.72			0.33 Vpp	50°	1	37	DGT	WJS	RES	
52	149	17	TSH -4.61	TSH +3.93	620-MRPC-3C/52 PH		NDD									107	BAD	KPH	RES
52	149	0	TEC +0.00	TEH +0.00	EB-610-LLMC		DNT		VS5 +1.95			20.20 Vpp	177°	M1	38	DGT	TEG	RES	
54	149	0	TEC +0.00	TEH +0.00	EB-610-LLMC		NDD									38	DGT	RHI	RES

Row	Col	Plan	Begin Test	End Test	Probe	Rstr	Ind	Pct	Location	Inch 1	Inch 2	Volts	Deg	Chan	Cal	Oprt	Anlt	Party
54	149	2	TSH -5.05	TSH +3.38	+POINT-610-115/36/S80										98	BAD	JJC	RES
54	149	17	TSH -4.03	TSH +3.15	620-MRPC-3C/52 PH										108	BAD	KPH	RES
56	149	0	TEC +0.00	TEH +0.00	EB-610-LLMC										37	DGT	OLH	RES
56	149	17	TSH -3.13	TSH +4.08	620-MRPC-3C/52 PH										108	BAD	KPH	RES
58	149	0	TEC +0.00	TEH +0.00	EB-610-LLMC										37	DGT	OLH	RES
58	149	2	TSH -3.32	TSH +3.81	+POINT-610-115/36/S80										100	BAD	JJC	RES
58	149	17	TSH -4.74	TSH +3.77	620-MRPC-3C/52 PH										107	BAD	KPH	RES
60	149	0	TEC +0.00	TEH +0.00	EB-610-LLMC										38	DGT	RHI	RES
60	149	17	TSH -4.10	TSH +4.39	620-MRPC-3C/52 PH										107	BAD	KPH	RES
62	149	0	TEC +0.00	TEH +0.00	EB-610-LLMC										38	DGT	RHI	RES
62	149	2	TSH -5.24	TSH +3.14	+POINT-610-115/36/S80										98	BAD	JJC	RES
62	149	17	TSH -4.06	TSH +3.11	620-MRPC-3C/52 PH										108	BAD	KPH	RES
64	149	0	TEC +0.00	TEH +0.00	EB-610-LLMC										37	DGT	OLH	RES
64	149	17	TSH -4.23	TSH +2.94	620-MRPC-3C/52 PH										108	BAD	KPH	RES
66	149	0	TEC +0.00	TEH +0.00	EB-610-LLMC										37	DGT	OLH	RES
66	149	2	TSH -4.26	TSH +2.86	+POINT-610-115/36/S80										100	BAD	JJC	RES
66	149	17	TSH -4.22	TSH +4.29	620-MRPC-3C/52 PH										107	BAD	KPH	RES
68	149	0	TEC +0.00	TEH +0.00	EB-610-LLMC										38	DGT	RHI	RES
68	149	17	TSH -4.68	TSH +3.79	620-MRPC-3C/52 PH										107	BAD	KPH	RES
70	149	0	TEC +0.00	TEH +0.00	EB-610-LLMC										38	DGT	RHI	RES
70	149	2	TSH -4.85	TSH +3.58	+POINT-610-115/36/S80										98	BAD	JJC	RES
70	149	17	TSH -3.81	TSH +3.35	620-MRPC-3C/52 PH										108	BAD	KPH	RES
72	149	0	TEC +0.00	TEH +0.00	EB-610-LLMC										37	DGT	OLH	RES
72	149	17	TSH -4.37	TSH +2.80	620-MRPC-3C/52 PH										108	BAD	KPH	RES
74	149	0	TEC +0.00	TEH +0.00	EB-610-LLMC										37	DGT	OLH	RES
74	149	2	TSH -4.17	TSH +2.96	+POINT-610-115/36/S80										100	BAD	WJS	RES
74	149	17	TSH -4.77	TSH +3.77	620-MRPC-3C/52 PH										107	BAD	KPH	RES
76	149	0	TEC +0.00	TEH +0.00	EB-610-LLMC										38	DGT	RHI	RES
76	149	17	TSH -4.93	TSH +3.61	620-MRPC-3C/52 PH										107	BAD	KPH	RES
78	149	0	TEC +0.00	TEH +0.00	EB-610-LLMC										38	DGT	RHI	RES
78	149	2	TSH -4.32	TSH +2.83	+POINT-610-115/36/S80										100	BAD	JJC	RES
78	149	17	TSH -3.67	TSH +3.54	620-MRPC-3C/52 PH										108	BAD	KPH	RES
80	149	0	TEC +0.00	TEH +0.00	EB-610-LLMC										37	DGT	OLH	RES
80	149	17	TSH -3.96	TSH +3.21	620-MRPC-3C/52 PH										108	BAD	KPH	RES
3	152	17	TSH -4.30	TSH +4.24	620-MRPC-3C/52 PH										107	BAD	KPH	RES
3	152	0	TEC +0.00	TEH +0.00	EB-610-LLMC				04H +29.91	04H +29.22	04H +32.07	0.31 Vpp	88°	1	37	DGT	TEG	RES
11	152	0	TEC +0.00	TEH +0.00	EB-610-LLMC										37	DGT	OLH	RES
11	152	17	TSH -4.29	TSH +4.28	620-MRPC-3C/52 PH										107	BAD	KPH	RES
15	152	0	TEC +0.00	TEH +0.00	EB-610-LLMC										38	DGT	RHI	RES
15	152	17	TSH -3.81	TSH +3.36	620-MRPC-3C/52 PH										108	BAD	KPH	RES
23	152	0	TEC +0.00	TEH +0.00	EB-610-LLMC										38	DGT	RHI	RES

Row	Col	Plan	Begin Test	End Test	Probe	Rstr	Ind	Pct	Location	Inch 1	Inch 2	Volts	Deg	Chan	Cal	Oprrt	Anlt	Party
23	152	17	TSH -3.62	TSH +5.00	620-MRPC-3C/52 PH		NDD								107	BAD	KPH	RES
27	152	0	TEC +0.00	TEH +0.00	EB-610-LLMC		NDD								38	DGT	RHI	RES
27	152	17	TSH -4.00	TSH +3.16	620-MRPC-3C/52 PH		NDD								108	BAD	KPH	RES
35	152	17	TSH -4.25	TSH +4.37	620-MRPC-3C/52 PH		NDD								107	BAD	JJC	RES
35	152	0	TEC +0.00	TEH +0.00	EB-610-LLMC		MBM		03H +1.56			0.97 Vpp	156°	1	38	DGT	TEG	RES
39	152	17	TSH -4.02	TSH +3.20	620-MRPC-3C/52 PH		NDD								108	BAD	JJC	RES
39	152	0	TEC +0.00	TEH +0.00	EB-610-LLMC		MBM		TSC +12.83			0.49 Vpp	161°	1	38	DGT	TEG	RES
47	152	0	TEC +0.00	TEH +0.00	EB-610-LLMC		NDD								37	DGT	OLH	RES
47	152	17	TSH -3.88	TSH +4.75	620-MRPC-3C/52 PH		NDD								107	BAD	JJC	RES
51	152	0	TEC +0.00	TEH +0.00	EB-610-LLMC		NDD								38	DGT	RHI	RES
51	152	17	TSH -4.53	TSH +2.67	620-MRPC-3C/52 PH		NDD								108	BAD	JJC	RES
59	152	17	TSH -4.17	TSH +4.27	620-MRPC-3C/52 PH		NDD								107	BAD	JJC	RES
59	152	0	TEC +0.00	TEH +0.00	EB-610-LLMC		MBM		01H +66.32			0.75 Vpp	157°	1	37	DGT	OLH	RES
63	152	0	TEC +0.00	TEH +0.00	EB-610-LLMC		NDD								38	DGT	TEG	RES
63	152	17	TSH -3.65	TSH +3.52	620-MRPC-3C/52 PH		NDD								108	BAD	JJC	RES
71	152	17	TSH -4.75	TSH +2.44	620-MRPC-3C/52 PH		NDD								108	BAD	JJC	RES
71	152	0	TEC +0.00	TEH +0.00	EB-610-LLMC		MBM		03H +9.37			0.41 Vpp	160°	1	38	DGT	TEG	RES
20	153	17	TSH -3.99	TSH +4.60	620-MRPC-3C/52 PH		NDD								107	BAD	KPH	RES
20	153	0	TEC +0.00	TEH +0.00	EB-610-LLMC		MBM		05C +3.42			0.55 Vpp	142°	1	38	DGT	TEG	RES
20	153	0	TEC +0.00	TEH +0.00	EB-610-LLMC		MBM		05C +6.13			0.28 Vpp	148°	1	38	DGT	TEG	RES
13	154	17	TSH -4.76	TSH +3.82	620-MRPC-3C/52 PH		NDD								107	BAD	KPH	RES
15	154	17	TSH -4.53	TSH +3.96	620-MRPC-3C/52 PH		NDD								107	BAD	KPH	RES
49	154	17	TSH -4.57	TSH +3.85	620-MRPC-3C/52 PH		NDD								107	BAD	JJC	RES
51	154	17	TSH -3.59	TSH +4.79	620-MRPC-3C/52 PH		NDD								107	BAD	JJC	RES
2	155	0	TEC +0.00	TEH +0.00	EB-610-LLMC		NDD								37	DGT	OLH	RES
2	155	17	TSH -4.47	TSH +4.03	620-MRPC-3C/52 PH		NDD								107	BAD	KPH	RES
4	155	0	TEC +0.00	TEH +0.00	EB-610-LLMC		NDD								37	DGT	OLH	RES
4	155	17	TSH -4.09	TSH +4.41	620-MRPC-3C/52 PH		NDD								107	BAD	KPH	RES
6	155	0	TEC +0.00	TEH +0.00	EB-610-LLMC		NDD								37	DGT	OLH	RES
6	155	17	TSH -4.18	TSH +4.36	620-MRPC-3C/52 PH		NDD								107	BAD	KPH	RES
8	155	0	TEC +0.00	TEH +0.00	EB-610-LLMC		NDD								37	DGT	OLH	RES
8	155	17	TSH -4.20	TSH +4.41	620-MRPC-3C/52 PH		NDD								107	BAD	KPH	RES
12	155	0	TEC +0.00	TEH +0.00	EB-610-LLMC		NDD								37	DGT	OLH	RES
12	155	17	TSH -3.68	TSH +3.44	620-MRPC-3C/52 PH		NDD								108	BAD	KPH	RES
16	155	0	TEC +0.00	TEH +0.00	EB-610-LLMC		NDD								37	DGT	TEG	RES
16	155	17	TSH -4.17	TSH +4.50	620-MRPC-3C/52 PH		NDD								107	BAD	KPH	RES
18	155	0	TEC +0.00	TEH +0.00	EB-610-LLMC		NDD								37	DGT	OLH	RES
18	155	17	TSH -4.10	TSH +4.56	620-MRPC-3C/52 PH		NDD								107	BAD	KPH	RES
20	155	0	TEC +0.00	TEH +0.00	EB-610-LLMC		NDD								38	DGT	RHI	RES
20	155	17	TSH -4.31	TSH +2.83	620-MRPC-3C/52 PH		NDD								108	BAD	JJC	RES
22	155	0	TEC +0.00	TEH +0.00	EB-610-LLMC		NDD								38	DGT	RHI	RES

Row	Col	Plan	Begin Test	End Test	Probe	Rstr	Ind	Pct	Location	Inch 1	Inch 2	Volts	Deg	Chan	Cal	Oprt	Anlt	Party	
22	155	17	TSH -4.15	TSH +3.02	620-MRPC-3C/52 PH		NDD									108	BAD	JJC	RES
26	155	0	TEC +0.00	TEH +0.00	EB-610-LLMC		NDD									37	DGT	OLH	RES
26	155	17	TSH -4.31	TSH +4.32	620-MRPC-3C/52 PH		NDD									107	BAD	JJC	RES
28	155	0	TEC +0.00	TEH +0.00	EB-610-LLMC		NDD									37	DGT	OLH	RES
28	155	17	TSH -4.19	TSH +4.43	620-MRPC-3C/52 PH		NDD									107	BAD	JJC	RES
30	155	0	TEC +0.00	TEH +0.00	EB-610-LLMC		NDD									38	DGT	RHI	RES
30	155	17	TSH -3.89	TSH +3.28	620-MRPC-3C/52 PH		NDD									108	BAD	JJC	RES
32	155	0	TEC +0.00	TEH +0.00	EB-610-LLMC		NDD									38	DGT	RHI	RES
32	155	17	TSH -4.58	TSH +4.03	620-MRPC-3C/52 PH		NDD									107	BAD	JJC	RES
34	155	0	TEC +0.00	TEH +0.00	EB-610-LLMC		NDD									37	DGT	OLH	RES
34	155	17	TSH -4.08	TSH +4.50	620-MRPC-3C/52 PH		NDD									107	BAD	JJC	RES
36	155	0	TEC +0.00	TEH +0.00	EB-610-LLMC		NDD									37	DGT	OLH	RES
36	155	17	TSH -4.41	TSH +2.76	620-MRPC-3C/52 PH		NDD									108	BAD	JJC	RES
40	155	0	TEC +0.00	TEH +0.00	EB-610-LLMC		NDD									38	DGT	RHI	RES
40	155	17	TSH -3.97	TSH +4.37	620-MRPC-3C/52 PH		NDD									107	BAD	JJC	RES
42	155	17	TSH -4.05	TSH +4.32	620-MRPC-3C/52 PH		NDD									107	BAD	JJC	RES
42	155	0	TEC +0.00	TEH +0.00	EB-610-LLMC		MBM	03C +30.15				0.64 Vpp	163°	1	37	DGT	TEG	RES	
44	155	0	TEC +0.00	TEH +0.00	EB-610-LLMC		NDD									39	GAC	OLH	RES
44	155	17	TSH -3.75	TSH +4.63	620-MRPC-3C/52 PH		NDD									107	BAD	JJC	RES
46	155	0	TEC +0.00	TEH +0.00	EB-610-LLMC		NDD									38	DGT	RHI	RES
46	155	17	TSH -4.01	TSH +4.38	620-MRPC-3C/52 PH		NDD									107	BAD	JJC	RES
48	155	0	TEC +0.00	TEH +0.00	EB-610-LLMC		NDD									40	GAC	RHI	RES
48	155	17	TSH -4.42	TSH +3.97	620-MRPC-3C/52 PH		NDD									107	BAD	JJC	RES
52	155	17	TSH -3.92	TSH +4.46	620-MRPC-3C/52 PH		NDD									107	BAD	JJC	RES
54	155	0	TEC +0.00	TEH +0.00	EB-610-LLMC		NDD									39	GAC	OLH	RES
54	155	17	TSH -3.85	TSH +4.53	620-MRPC-3C/52 PH		NDD									107	BAD	JJC	RES
56	155	0	TEC +0.00	TEH +0.00	EB-610-LLMC		NDD									39	GAC	OLH	RES
56	155	17	TSH -3.98	TSH +4.39	620-MRPC-3C/52 PH		NDD									107	BAD	JJC	RES
58	155	0	TEC +0.00	TEH +0.00	EB-610-LLMC		NDD									40	GAC	RHI	RES
58	155	17	TSH -3.62	TSH +4.76	620-MRPC-3C/52 PH		NDD									107	BAD	JJC	RES
60	155	0	TEC +0.00	TEH +0.00	EB-610-LLMC		NDD									40	GAC	RHI	RES
60	155	17	TSH -3.96	TSH +4.47	620-MRPC-3C/52 PH		NDD									107	BAD	JJC	RES
62	155	0	TEC +0.00	TEH +0.00	EB-610-LLMC		NDD									39	GAC	OLH	RES
62	155	17	TSH -3.25	TSH +3.97	620-MRPC-3C/52 PH		NDD									108	BAD	JJC	RES
64	155	0	TEC +0.00	TEH +0.00	EB-610-LLMC		NDD									39	GAC	OLH	RES
64	155	17	TSH -3.81	TSH +3.37	620-MRPC-3C/52 PH		NDD									108	BAD	JJC	RES
13	156	17	TSH -4.19	TSH +4.40	620-MRPC-3C/52 PH		NDD									107	BAD	KPH	RES
15	156	17	TSH -4.07	TSH +3.14	620-MRPC-3C/52 PH		NDD									108	BAD	KPH	RES
49	156	17	TSH -4.16	TSH +4.22	620-MRPC-3C/52 PH		NDD									107	BAD	JJC	RES
51	156	17	TSH -4.03	TSH +4.35	620-MRPC-3C/52 PH		NDD									107	BAD	JJC	RES
30	157	0	TEC +0.00	TEH +0.00	EB-610-LLMC		MBM	02C +36.48				0.61 Vpp	141°	1	37	DGT	OLH	RES	

Row	Col	Plan	Begin Test	End Test	Probe	Rstr	Ind	Pct	Location	Inch 1	Inch 2	Volts	Deg	Chan	Cal	Oprrt	Anlt	Party	
5	158	0	TEC +0.00	TEH +0.00	EB-610-LLMC											37	DGT	OLH	RES
5	158	17	TSH -3.86	TSH +4.63	620-MRPC-3C/52 PH											107	BAD	KPH	RES
9	158	0	TEC +0.00	TEH +0.00	EB-610-LLMC											37	DGT	OLH	RES
9	158	17	TSH -4.16	TSH +4.44	620-MRPC-3C/52 PH											107	BAD	KPH	RES
17	158	0	TEC +0.00	TEH +0.00	EB-610-LLMC											37	DGT	OLH	RES
17	158	17	TSH -4.14	TSH +4.45	620-MRPC-3C/52 PH											107	BAD	KPH	RES
21	158	0	TEC +0.00	TEH +0.00	EB-610-LLMC											38	DGT	RHI	RES
21	158	17	TSH -4.01	TSH +3.17	620-MRPC-3C/52 PH											108	BAD	KPH	RES
29	158	0	TEC +0.00	TEH +0.00	EB-610-LLMC											38	DGT	RHI	RES
29	158	17	TSH -3.84	TSH +4.73	620-MRPC-3C/52 PH											107	BAD	KPH	RES
33	158	0	TEC +0.00	TEH +0.00	EB-610-LLMC											37	DGT	OLH	RES
33	158	17	TSH -4.24	TSH +2.92	620-MRPC-3C/52 PH											108	BAD	KPH	RES
41	158	0	TEC +0.00	TSH +0.00	EB-610-LLMC											39	GAC	TEG	RES
41	158	7	01H +0.00	TEH +0.00	EB-610-LLMC											46	DLR	DAL	RES
41	158	17	TSH -3.81	TSH +4.78	620-MRPC-3C/52 PH											107	BAD	KPH	RES
45	158	0	TEC +0.00	TEH +0.00	EB-610-LLMC											40	GAC	RHI	RES
45	158	17	TSH -3.96	TSH +3.20	620-MRPC-3C/52 PH											108	BAD	KPH	RES
53	158	0	TEC +0.00	TEH +0.00	EB-610-LLMC											39	GAC	OLH	RES
53	158	17	TSH -4.42	TSH +2.80	620-MRPC-3C/52 PH											108	BAD	KPH	RES
2	161	0	OSH +0.00	TEH +0.00	EB-610-LLMC											39	GAC	TEG	RES
2	161	5	TEC +0.00	TEH +0.00	EB-590-LLMC											48	DGT	OLH	RES
2	161	2	TSH -4.25	TSH +4.13	+POINT-610-115/36/S80											106	BAD	JJC	RES
2	161	17	TSH -3.91	TSH +4.62	620-MRPC-3C/52 PH											107	BAD	KPH	RES
4	161	0	TEC +0.00	TEH +0.00	EB-610-LLMC											39	GAC	OLH	RES
4	161	17	TSH -3.89	TSH +4.65	620-MRPC-3C/52 PH											107	BAD	KPH	RES
6	161	0	TEC +0.00	TEH +0.00	EB-610-LLMC											39	GAC	OLH	RES
6	161	2	TSH -4.60	TSH +3.87	+POINT-610-115/36/S80											106	BAD	JJC	RES
6	161	17	TSH -3.85	TSH +4.65	620-MRPC-3C/52 PH											107	BAD	KPH	RES
10	161	0	TEC +0.00	TEH +0.00	EB-610-LLMC											40	GAC	RHI	RES
10	161	2	TSH -3.95	TSH +3.26	+POINT-610-115/36/S80											105	BAD	JJC	RES
10	161	17	TSH -3.80	TSH +4.78	620-MRPC-3C/52 PH											107	BAD	KPH	RES
12	161	0	TEC +0.00	TEH +0.00	EB-610-LLMC											39	GAC	OLH	RES
12	161	17	TSH -4.08	TSH +4.50	620-MRPC-3C/52 PH											107	BAD	KPH	RES
14	161	0	TEC +0.00	TEH +0.00	EB-610-LLMC											39	GAC	OLH	RES
14	161	2	TSH -6.82	TSH +0.61	+POINT-610-115/36/S80											100	BAD	JJC	RES
14	161	17	TSH -3.90	TSH +4.69	620-MRPC-3C/52 PH											107	BAD	KPH	RES
18	161	0	TEC +0.00	TEH +0.00	EB-610-LLMC											40	GAC	RHI	RES
18	161	2	TSH -5.74	TSH +1.60	+POINT-610-115/36/S80											100	BAD	JJC	RES
18	161	17	TSH -3.75	TSH +3.41	620-MRPC-3C/52 PH											108	BAD	KPH	RES
20	161	0	TEC +0.00	TEH +0.00	EB-610-LLMC											39	GAC	OLH	RES
20	161	17	TSH -4.18	TSH +4.36	620-MRPC-3C/52 PH											107	BAD	KPH	RES

Row	Col	Plan	Begin Test	End Test	Probe	Rstr	Ind	Pct	Location	Inch 1	Inch 2	Volts	Deg	Chan	Cal	Opert	Anlt	Party
22	161	0	TEC +0.00	TEH +0.00	EB-610-LLMC		NDD								39	GAC	OLH	RES
22	161	2	TSH -2.49	TSH +4.69	+POINT-610-115/36/S80		NDD								100	BAD	JJC	RES
22	161	17	TSH -4.07	TSH +4.51	620-MRPC-3C/52 PH		NDD								107	BAD	KPH	RES
26	161	0	TEC +0.00	TEH +0.00	EB-610-LLMC		NDD								40	GAC	RHI	RES
26	161	2	TSH -4.77	TSH +2.41	+POINT-610-115/36/S80		NDD								100	BAD	JJC	RES
26	161	17	TSH -3.98	TSH +3.19	620-MRPC-3C/52 PH		NDD								108	BAD	KPH	RES
28	161	0	TEC +0.00	TEH +0.00	EB-610-LLMC		NDD								39	GAC	OLH	RES
28	161	17	TSH -4.03	TSH +4.50	620-MRPC-3C/52 PH		NDD								107	BAD	KPH	RES
30	161	0	TEC +0.00	TEH +0.00	EB-610-LLMC		NDD								39	GAC	OLH	RES
30	161	2	TSH -4.84	TSH +3.56	+POINT-610-115/36/S80		NDD								98	BAD	JJC	RES
30	161	17	TSH -4.00	TSH +4.54	620-MRPC-3C/52 PH		NDD								107	BAD	KPH	RES
34	161	0	TEC +0.00	TEH +0.00	EB-610-LLMC		NDD								40	GAC	RHI	RES
34	161	2	TSH -3.99	TSH +3.17	+POINT-610-115/36/S80		NDD								100	BAD	JJC	RES
34	161	17	TSH -3.56	TSH +3.58	620-MRPC-3C/52 PH		NDD								108	BAD	KPH	RES
36	161	0	TEC +0.00	TEH +0.00	EB-610-LLMC		NDD								39	GAC	OLH	RES
36	161	17	TSH -3.88	TSH +4.62	620-MRPC-3C/52 PH		NDD								107	BAD	KPH	RES
38	161	0	TEC +0.00	TEH +0.00	EB-610-LLMC		NDD								39	GAC	TEG	RES
38	161	2	TSH -3.71	TSH +4.67	+POINT-610-115/36/S80		NDD								98	BAD	JJC	RES
38	161	17	TSH -3.86	TSH +4.72	620-MRPC-3C/52 PH		NDD								107	BAD	KPH	RES
42	161	0	TEC +0.00	TEH +0.00	EB-610-LLMC		NDD								40	GAC	TEG	RES
42	161	2	TSH -3.04	TSH +4.09	+POINT-610-115/36/S80		NDD								100	BAD	JJC	RES
42	161	17	TSH -4.40	TSH +2.72	620-MRPC-3C/52 PH		NDD								108	BAD	KPH	RES
3	164	0	OSH +0.00	TEH +0.00	EB-610-LLMC	RST	NDD								39	GAC	OLH	RES
3	164	5	TEC +0.00	TEH +0.00	EB-590-LLMC		NDD								48	DGT	OLH	RES
3	164	17	TSH -4.28	TSH +4.30	620-MRPC-3C/52 PH		NDD								107	BAD	KPH	RES
11	164	0	TEC +0.00	TEH +0.00	EB-610-LLMC		NDD								39	GAC	OLH	RES
11	164	17	TSH -4.32	TSH +4.27	620-MRPC-3C/52 PH		NDD								107	BAD	KPH	RES
15	164	17	TSH -4.23	TSH +2.89	620-MRPC-3C/52 PH		NDD								108	BAD	KPH	RES
15	164	0	TEC +0.00	TEH +0.00	EB-610-LLMC		DNT		DBH +33.68			6.53 Vpp	182°	M1	39	GAC	TEG	RES

Total Tubes: 1859

Total Entries: 3915

FORM NIS-1 OWNER'S REPORT FOR INSERVICE INSPECTIONS
As required by the Provisions of the ASME Code Rules

1. Owner Consumers Power Company, 1945 West Parnall Road, Jackson, MI 49201
(Name and Address of Owner)

2. Plant Palisades Nuclear Plant, 27780 Blue Star Mem Hwy, Covert, MI 49043
(Name and Address of Plant)

3. Plant Unit 1 4. Owner Certificate of Authorization (if required) N/A

5. Commercial Service Date 12/31/71 6. National Board Number for Unit N/A

7. Components Inspected

Component or Appurtenance	Manufacturer or Installer	Manufacturer or Installer Serial No.	State or Province No.	National Board No.
Steam Generator Tubing	Combustion Engineering	S/G "A" CE-70277-1	M358176M Michigan	S/G "A" 22864
		S/G "B" CE-70277-2	M358175 Michigan	S/G "B" 22865

Note: Supplemental sheets in form of lists, sketches, or drawings may be used, provided (1) size is 8 1/2 in. x 11 in., (2) information in items 1 through 6 on this report is included on each sheet, and (3) each sheet is numbered and the number of sheets is recorded at the top of this form.

FORM NIS-L (Back)

8. Examination Dates 7/05/95 to 7/19/95 9. Inspection Interval from 11/10/83 to 5/11/95
10. Abstract of Examinations. Include a list of examinations and a statement concerning status of work required for current interval.
11. Abstract of Conditions Noted
12. Abstract of Corrective Measures Recommended and Taken

We certify that the statements made in this report are correct and the examinations and corrective measures taken conform to the rules of the ASME Code, Section XI.

Certificate of Authorization No. (if applicable) N/A Expiration Date N/A

Date 8-31 19 95 Signed Consumers Power Co. By Thomas Rivers
Owner

CERTIFICATE OF INSERVICE INSPECTION

I, the undersigned, holding a valid commission issued by the National Board of Boiler and Pressure Vessel Inspectors and the State or Province of Michigan and employed by Protection Mutual of Norwood, MA have inspected the components described in this Owner's Report during the period 07/05/95 to 07/19/95 and state that to the best of my knowledge and belief, the Owner has performed examinations and taken corrective measures described in this Owner's Report in accordance with the requirements of the ASME Code, Section XI.

By signing this certificate neither the Inspector nor his employer makes any warranty, expressed or implied, concerning the examinations and corrective measures described in this Owner's Report. Furthermore, neither the Inspector nor his employer shall be liable in any manner for any personal injury or property damage or a loss of any kind arising from or connected with this inspection. FACTORY MUTUAL ENGR. ASSN.

[Signature] Commissions Mi. 762 N, B, I
Inspector's Signature National Board, State, Province, and Endorsements

Date 10-18 19 95