APPENDIX B2.8

STOCKPILE PHOTOGRAPHS

Topsoil Stockpile, South End
11/21/13

Topsoil Stockpile, North End
11/21/13

Stockpile 1
11/13/13

Stockpile 1
11/13/13

Stockpile 2
11/13/13

Stockpile 2
11/13/13

Stockpile 2 Sampling
11/13/13

Stockpile 3
11/13/13

Stockpile 3
11/13/13

Stockpile 3 Sampling
11/13/13

Stockpile 3 Sampling
11/13/13

Stockpile 4
11/13/13

Stockpile 4
11/13/13

Stockpile 5
11/13/13

Stockpile 5
11/13/13

Stockpile 6
11/13/13

Stockpile 6
11/13/13

Stockpile 7
11/13/13

Stockpile 7
11/13/13

APPENDIX B3

TAILINGS IMPOUNDMENT BRANCH SWALE AND NORTH DIVERSION CHANNEL PHOTOGRAPHS

Branch Swale A, Section A-1
Typical Swale Condition (looking SW) (11/27/13)

Branch Swale A, Section A-2
Typical Swale Condition (looking SW) (11/27/13)

Branch Swale A, Section A-2
Erosion Rills on South Slope (11/27/13)



Branch Swale A, Section A-3
Typical Swale Condition (looking N) (11/27/13)

Branch Swale A, Section A-4
Typical Swale Condition (looking SE) (11/27/13)

Branch Swale A, Section A-5
Typical Swale Condition (looking W) (12/7/13)

Branch Swale B, Section B-1
Typical Swale Condition (looking SW) (11/27/13)

Branch Swale B, Section B-1
Erosion Rills on South Slope (11/27/13)



Branch Swale B, Section B-2
Typical Swale Condition (looking W) (11/27/13)

Branch Swale C, Section C-1
Typical Swale Condition (looking N) (12/7/13)

Branch Swale C, Section C-1
Soil Erosion from South Slope (12/7/13)

Branch Swale C, Section C-2
Typical Swale Condition (looking N) (12/7/13)

Branch Swale C, Section C-3
Typical Swale Condition (looking W) (12/7/13)

Branch Swale C, Section C-4
Typical Swale Condition (looking SW) (12/7/13)

Branch Swale C, Section C-5
Typical Swale Condition (looking SW) (12/7/13)

Branch Swale C, Section C-6
Typical Swale Condition (looking NW) (12/7/13)

Branch Swale D, Section D-1
Typical Swale Condition (looking NE) (12/7/13)

Branch Swale D, Section D-2
Typical Swale Condition (looking SW) (12/7/13)

Branch Swale D, Section D-2
Sediment on Bottom of Swale (12/7/13)

Branch Swale D, Section D-3
Typical Swale Condition (looking SW) (12/7/13)

Branch Swale D, Section D-3
Rock on Bottom of Swale (12/7/13)

Branch Swale D, Section D-4
Typical Swale Condition (looking S) (12/7/13)

Branch Swale D, Section D-5
Typical Swale Condition (looking NW) (12/7/13)

Branch Swale D, Section D-6
Typical Swale Condition (looking SE) (12/7/13)

Branch Swale D, Section D-6
Sediment on Bottom of Swale (12/7/13)

Branch Swale E, Section E-1
Typical Swale Condition (looking E) (12/7/13)

Branch Swale E, Section E-1
Typical Condition Side of Swale (12/7/13)

Branch Swale E, Section E-2
Typical Swale Condition (looking SW) (12/7/13)

Branch Swale E, Section E-2
Typical Condition of Side of Swale (12/7/13)

Branch Swale F, Section F-1
Typical Swale Condition (looking W) (12/14/13)

Branch Swale F, Section F-1
Typical Condition of Bottom of Swale (12/14/13)

Branch Swale F, Section F-2
Typical Swale Condition (looking E) (12/14/13)

Branch Swale F, Section F-2
Typical Condition of Side of Swale (12/14/13)

Branch Swale G, Section G-1
Typical Swale Condition (looking W) (12/14/13)

Branch Swale G, Section G-1
Typical Condition of Side of Swale (12/14/13)

Branch Swale G, Section G-2
Typical Swale Condition (looking W) (12/14/13)

Branch Swale G, Section G-2
Typical Condition of Side of Swale (12/14/13)

Branch Swale H, Section H-1
Typical Swale Condition (looking SE) (12/7/13)

Branch Swale H, Section H-1
Typical Condition of Bottom of Swale (12/7/13)

Branch Sale H, Section H-2
Typical Swale Condition (looking SE) (12/7/13)

Branch Swale H, Section H-2
Typical Condition of Bottom of Swale (12/7/13)

Branch Swale H, Section H-2
Typical Condition of Side of Swale (12/7/13)

North Diversion Channel, Section NDC-1
Typical Channel Condition (looking N) (12/14/13)

North Diversion Channel, Section NDC-1
Typical Roadway Berm Condition (12/14/13)

North Diversion Channel, Section NDC-2
Typical Channel Condition (looking S) (12/14/13)

North Diversion Channel, Section NDC-2
Typical Roadway Berm Condition (12/14/13)

North Diversion Channel, Section NDC-2
Typical East Slope Condition (12/14/13)

North Diversion Channel, Section NDC-3
Typical Channel Condition (looking S) (12/14/13)

North Diversion Channel, Section NDC-3
Typical Roadway Berm Condition (12/14/13)

North Diversion Channel, Section NDC-4
Typical Channel Condition (looking S) (12/14/13)

North Diversion Channel, Section NDC-4
Typical Roadway Berm Condition (12/14/13)

North Diversion Channel, Section NDC-5
Typical Channel Condition (looking N) (12/14/13)



North Diversion Channel, Section NDC-5
Typical Roadway Berm Condition (12/14/13)

North Diversion Channel, Section NDC-5
Typical Roadway Berm Condition (12/14/13)

North Diversion Channel, Section NDC-6
Typical Channel Condition (looking E) (12/14/13)

North Diversion Channel, Section NDC-6
Roadway Berm West of Road Crossing (12/14/13)

North Diversion Channel, Section NDC-6
Roadway Berm North of Road Crossing (12/14/13)

North Diversion Channel, Section NDC-7
Typical Channel Condition (looking N) (12/14/13)

North Diversion Channel, Section NDC-7
Typical Roadway Berm Condition (12/14/13)

North Diversion Channel, Section NDC-7
Typical East Slope Condition (12/14/13)

North Diversion Channel, Section NDC-8
Typical Channel Condition (looking N) (12/14/13)

North Diversion Channel, Section NDC-8
Typical Roadway Berm Condition (12/14/13)



North Diversion Channel, Section NDC-9
Typical Channel Condition (looking N) (12/14/13)

North Diversion Channel, Section NDC-9
Typical Roadway Berm Condition (12/14/13)

APPENDIX B4

DEBRIS INVENTORY

APPENDIX B4.1

DEBRIS INVENTORY TABLE

APPENDIX B4.1
MILL SITE DEBRIS INVENTORY TABLE

ID Number	Desciption of Debris	Quantity	Easting[1]	Northing[1]	Major Composition	Fixed	Estimated Total Volume (cu.ft.)[2]	Compressible	Biodegradable	Small	Activity Required Prior to Disposal
1	Metal tank, 8' diameter	1	2522806.695	1689569.214	Metal	No	370	X			Cut/Flatten
2	1" metal cable, partially buried	1	2522819.439	1689536.59	Metal	Yes	--			X	
3	1" metal pipe	1	2522798.345	1689540.232	Metal	No	--			X	
4	Metal pipe and 6x6s	2	2522809.137	1689514.73	Wood	No	10	X	X		Flatten
5	Metal gate or grate	1	2522801.651	1689498.956	Metal	No	48				
6	Small wood building, 5x5	1	2522800.772	1689481.13	wood	No	25		X		Cut
7	Hose	3	2522793.613	1689472.396	Plastic	No	4				
8	Wood Piles		2522780.611	1689462.984	Wood	No	432		X		
9	55 gal barrel	1	2522820.79	1689448.864	Metal	No	8	X			Flatten
10	6x6s and 8x8s,	~25	2522837.735	1689449.518	Wood	No	110		X		
11	2" PVC pipe	3	2522883.866	1689525.706	Plastic	No	12	X			Flatten
12	8" Drisco and plastic pipe	40+	2522949.845	1689514.634	Plastic	No	200	X			Flatten
13	6" Metal pipe, ~50 ft?		2522920.73	1689485.004	Metal	No	15	X			Flatten
14	Catwalks/walkways, mostly metal, some wood	5?	2523014.21	1689460.721	Metal	No	100	X			Cut/Flatten
15	2" Tubing		2522990.373	1689515.818	Plastic	No	8				
16	5' diameter metal tanks	2	2523030.085	1689509.394	Metal	No	480	X			Flatten
17	55 gal barrel trashcans	2	2523021.096	1689457.57	Metal	No	16	X			Cut/Flatten
18	2.5' diameter plastic pipe	5	2523024.552	1689449.709	Plastic	No	312	X			Flatten
19	12" metal pipe, 8' long	2	2523027.259	1689450.919	Metal	No	12	X			Cut/Flatten
20	5 gal buckets, full, contents unknown	2	2523032.366	1689452.828	Plastic	No	2			X	
21	2x6s - Huge pile	LOTS	2523075.536	1689454.475	Wood	No	2400		X		
22	Metal Tubing with wires sticking out	Pile	2523032.362	1689432.667	Metal	No	10				Flatten
23	Catwalks	3	2523014.21	1689460.721	Metal	No	See 14				
24	2" Plastic pipe	5	2523024.158	1689577.712	Plastic	No	50				Flatten
25	Drisco + Other pipe, 100'?	?	2523015.161	1689576.007	Plastic	No	35	X			Flatten
26	Drisco, 8'	2	2522951.55	1689597.559	Plastic	No	4	X			Flatten
27	Single plastic pipe	1	2522933.208	1689587.922	Plastic	No	6	X			Flatten
28	Metal fence (5'?), Pallet made of 6x6s	1 Each	2522900.476	1689466.414	Wood	No	38		X		
29	Drisco, 15-20'	1	2522855.281	1689584.397	Plastic	No	16	X			Flatten
30	Wooden corral	1	2523334.158	1689888.141	wood	Yes	25		X		Cut
31	Metal drum pans, 3.5' diameter	2	2523339.885	1689886.018	Metal	No	5	X			Flatten
32	Metal track?, 2' pipe	1 Each	2523343.697	1689890.175	Metal	No	--	X			Flatten
33	2" Plastic pipe	1	2523436.54	1689848.133	Plastic	Yes	--	X			Flatten
34	1/2" Metal bar, 3' exposed	1	2523576.073	1689774.627	Metal	Yes	--				
35	3" PVC pipe	1	2523575.813	1689719.535	Plastic	No	--				
36	Wood posts with rad monitor boxes	3	2523582.361	1689673.767	Wood	No	2		Partially		
37	Old Electrical Station	1	2523674.791	1689596.132	Metal	No	160				Cut
38	1/2" plastic tubing, coils	2	2523681.563	1689606.759	Plastic	No	10				
39	2.5" plastic pipe, ~40'?	2	2523711.576	1689651.245	Plastic	No	7	X			Flatten

APPENDIX B4.1
MILL SITE DEBRIS INVENTORY TABLE

ID Number	Desciption of Debris	Quantity	Easting[1]	Northing[1]	Major Composition	Fixed	Estimated Total Volume (cu.ft.)[2]	Compressible	Biodegradable	Small	Activity Required Prior to Disposal
40	Disco, 2.5" pipe	Multiple	2523770.158	1689539.469	Plastic	No	160	X			Flatten
41	Long piece of Drisco	1	2523611.645	1689490.962	Plastic	No	360	X			Flatten
42	Long piece of Drisco	1	2523500.547	1689528.033	Plastic	No	160	X			Flatten
43	4" Pipe	1	2523680.567	1689454.035	Plastic	No	22	X			Flatten
44	Drill Bit	1	2523750.355	1689419.144	Metal	No	--				
45	Electric pole debris		2523839.094	1689393.115	Wood	No	5		Partially		
46	4" Fire Hose	1	2523794.839	1689486.94	Plastic	No	4	X			Flatten
47	Insulated hose	1	2523798.894	1689505.105	Plastic	No	5	X			Flatten
48	1" Tubing	1			Plastic	No	3				
49	Insulated hose and fittings	3	2523781.611	1689555.162	Plastic	No	10	X			Flatten
50	Drisco + 1 and 2" pipe	Lots	2523864.628	1689712.062	Plastic	No	50	X			Flatten
51	2" pipe	1	2523949.473	1689808.397	Plastic	No	9	X			Flatten
52	Electrical pole top?	1	2524365.447	1690539.685	Metal	No	2				
53	Electric station	1	2524336.071	1690520.07	Metal	Yes	100		Partially		
54	Pipe Debris	Lots	2524342.232	1690593.327	Plastic	No	500				Flatten
55	Metal Drisco Fittings	?	2524335.118	1690595.165	Metal	No	20				
56	4' Diameter round metal screens	14	2524362.154	1690616.528	Metal	No	10				
57	Gate Valves	~10	2524350.1	1690621.842	Metal	No	20				
58	Metal pipe junction/pump	1	2524367.083	1690623.11	Metal	No	--				
59	Fixed Drisco pipe	1	2523710.438	1691403.114	Plastic	Yes	250	X			Flatten
60	5' Hoist spool	1	2523606.122	1691264.052	Wood	No	20		X		
61	55 gal barrel, full	1	2523601.194	1691270.23	Metal	No	11				
62	Wood debris, 4x6s (2)	2	2523602.775	1691277.35	Wood	No	30		X		
63	Drisco joints	10-20	2523610.933	1691281.227	Metal	No	3				
64	Electrical Panel	1	2523600.546	1691262.258	Metal	No	3				
65	Drisco Pipe and Joints	4	2523608.025	1691260.734	Plastic	No	20				
66	Metal pipe rack 12x6x3'	1	2523554.581	1691226.2	Metal	No	10				
67	55-gal barrels. 7 full. No labels	15	2523538.756	1691217.363	Metal	No	165				
68	4" hoses (2) and 2" hose (1) attached to pipe rack	3	2523559.582	1691203.367	Plastic	No	15				
69	Drisco pipes, 30'?	2	2523573.76	1691223.854	Plastic	No	48	X			Flatten
	Drisco pipes, 30'?	2			Plastic	No	48	X			Flatten
70	2" Poly pipe	1	2523455.819	1691115.228	Plastic	Yes	15	X			Flatten
71	4" Poly pipe	1	2523051.401	1690972.209	Plastic	Yes	67	X			Flatten
72	~100' of 4" Poly pipe	1	2522990.471	1691056.653	Plastic	No	10	X			Flatten
73	Sprinkler barrel	1	2523554.848	1690768.094	Concrete	No	12				
74	Sprinkler barrels	6	2523882.449	1690481.883	Concrete	No	72				
75	2" Pipe. Length?	1	2523916.147	1690459.87	Plastic	Yes	--				
76	~100' of Drisco + 2" and 4" pipe. Fixed. Numerous.	?	2524087.019	1690644.378	Plastic	Yes	100	X			Flatten
77	4" Poly pipe	1	2524143.425	1690555.568	Plastic	Yes	20	X			Flatten
78	Continue 4" poly pipe (#77)		2524197.93	1690437.594	Plastic		7	X			Flatten

APPENDIX B4.1
MILL SITE DEBRIS INVENTORY TABLE

ID Number	Desciption of Debris	Quantity	Easting[1]	Northing[1]	Major Composition	Fixed	Estimated Total Volume (cu.ft.)[2]	Compressible	Biodegradable	Small	Activity Required Prior to Disposal
79	Small metal debris+plastic		2524200.016	1690407.989	Metal	No	--				
80	1'x1' Concrete chunk	1	2524216.499	1690435.661	Concrete	No	--				
81	~6' of 1/2" metal pipe with plate	1	2524231.012	1690442.172	Metal	No	--				
82	Dump piles with metal debris	6? Piles	2524262.536	1690525.611	Metal	Yes	2700				
83	4" Poly pipe	1	2524317.73	1690495.416	Plastic	No	--				
84	Pipe joint? Cap?	1	2524325.357	1690512.02	Plastic	No	--				
85	20 Gallon plastic jug	1	2524525.591	1690712.036	Plastic	No	--	X			Flatten
86	6" plastic pipe, ~3' length	9	2524543.893	1690763.807	Plastic	No	5	X			Flatten
87	Small anchor	1	2524444.678	1690813.891	Concrete	Yes	2				
88	15'x15' Shed, Contains metal pipes, plastic, debris	1	2524398.3	1690963.302	Metal	No	1145				Cut
89	10'x15' shed containing insulation	1	2524391.541	1690959.765	Metal	No	950				Cut
90	12'x12' metal shed containing insulation	1	2524371.093	1690953.929	Metal	No	920				Cut
91	Valves, pipe junctions, hoses	?	2524394.994	1690959.362	Metal	No	20				
92	2" hose and 4" pipe+fittings		2524375.209	1690943.449	Plastic	No	5				
93	1" PVC pipe, 100'? Lengths	3	2524370.789	1690930.939	Plastic	No	20				
94	3" Green hose	1	2524362.461	1690927.039	Plastic	No	5				
95	30' Well pipes + Stand	15?	2524357.855	1690942.104	Metal	No	60	X			Flatten
96	18' Wood ladder	1	2524346.191	1690930.21	Wood	No	10		X		
97	Gate valves, pipes, t posts	Multiple	2524326.814	1690900.13	Metal	No	10				
98	Drisco juntions/pipe	?	2524321.374	1690884.978	Plastic	No	10				
99	3" hose + gate valves	1/?	2524313.735	1690884.087	Plastic	No	10				
100	Drisco & 2" & 4" pipe running length of NE pond	Multiple	2524352.65	1690870.583	Plastic	Yes	380	X			Flatten
101	2 Drisco pipes + 2" & 4" pipes running length	Multiple	2523886.975	1691009.5	Plastic	No	1400	X			Flatten
102	Sprinkler barrel	1	2523963.22	1691677.435	Concrete	No	12				
103	Sprinkler barrel	1	2524113.687	1691860.131	Concrete	No	12				
104	Sprinkler barrel	1	2524265.491	1692044.683	Concrete	No	12				
105	Sprinkler barrel	1	2524445.864	1691901.845	Concrete	No	12				
106	Sprinkler barrel	1	2524624.017	1691755.991	Concrete	No	12				
107	Sprinkler barrel	1	2524797.814	1691616.209	Concrete	No	12				
108	Sprinkler barrel	1	2524935.47	1691810.844	Concrete	No	12				
109	Sprinkler barrel	1	2525295.072	1691845.96	Concrete	No	12				
110	Sprinkler barrel	1	2525654.551	1691869.251	Concrete	No	12				
111	Sprinkler barrel	1	2525798.979	1692040.053	Concrete	No	12				
112	Sprinkler barrel	1	2525970.782	1691888.739	Concrete	No	12				
113	Sprinkler barrel	1	2525851.819	1691700.108	Concrete	No	12				
114	Sprinkler barrel	1	2525691.318	1691513.674	Concrete	No	12				
115	Sprinkler barrel	1	2525538.143	1691332.445	Concrete	No	12				
116	Sprinkler barrel	1	2525401.829	1691121.184	Concrete	No	12				
117	Sprinkler barrel	1	2525185.355	1691300.767	Concrete	No	12				
118	Sprinkler barrel	1	2525033.736	1691129.727	Concrete	No	12				

APPENDIX B4.1
MILL SITE DEBRIS INVENTORY TABLE

ID Number	Desciption of Debris	Quantity	Easting[1]	Northing[1]	Major Composition	Fixed	Estimated Total Volume (cu.ft.)[2]	Compressible	Biodegradable	Small	Activity Required Prior to Disposal
119	Sprinkler barrel	1	2524859.273	1691265.982	Concrete	No	12				
120	Sprinkler barrel	1	2524711.713	1691064.695	Concrete	No	12				
121	Sprinkler barrel	1	2524530.965	1691210.389	Concrete	No	12				
122	Sprinkler barrel	1	2524331.66	1691375.492	Concrete	No	12				
123	Sprinkler barrel	1	2524149.288	1691521.74	Concrete	No	12				
124	Sprinkler barrel	1	2524277.505	1691704.601	Concrete	No	12				
125	Sprinkler barrel	1	2524451.661	1691556.733	Concrete	No	12				
126	Sprinkler barrel	1	2524652.104	1691399.007	Concrete	No	12				
127	Sprinkler barrel	1	2524960.984	1691468.012	Concrete	No	12				
128	Sprinkler barrel	1	2525135.14	1691665.169	Concrete	No	12				
129	Sprinkler barrel	1	2525312.581	1691494.299	Concrete	No	12				
130	Sprinkler barrel	1	2525499.881	1691704.601	Concrete	No	12				
131	Cuttings barrels	~40	2524126.877	1690487.582	Plastic*	Yes	480				
132	Cement Septic Tank 10 ft tall	1	2521711.396	1691063.317	Concrete	No	118				Break Up
133	Concrete Loading Dock	1	2521646.506	1691159.387	Concrete	Yes	900				Break Up
134	Downed phone poles	2	2522701.229	1692197.102	Wood	No	62		X		
135	Wood Debris, 30 cu. ft.	1	2522429.435	1691979.757	Wood	No	30				
136	Metal Plates	10	2522250.391	1691834.032	Metal	No	--				
137	Hoist Rope Spool	1	2522271.097	1691832.757	Metal	No	20		X		
138	Electrical cage 12 ft x12 ft x 8 ft	1	2522205.463	1691806.02	Metal	No	144				
139	Wood debris 8 ft x 12 ft	1	2522202.344	1691802.692	Wood	No	80		X		
140	4x4x4 red metal box	1	2522157.763	1691858.488	Metal	No	64				Cut
141	20x25 ft metal building	1	2522153.935	1691881.959	Metal	No	250				
142	4x10 ft round metal tank	1	2522107.468	1691874.449	Metal	No	50				Cut
143	12 6 in x12 ft posts	12	2522100.054	1691817.191	Wood	No	30		X		
144	Wood debris 200 cuft	Multiple	2522103.332	1691783.273	Wood	No	200		X		
145	25x25x12 ft shed	1	2521965.056	1691771.956	Metal	No	300				
146	8x15x10 ft shed w electrical	1	2521872.512	1691685.952	Wood	No	200		X		
147	8x15x10 ft shed w electrical	1	2521927.912	1691696.868	Metal	No	200		X		
148	Wood wire "chicken coop"	1	2522037.261	1691682.32	Wood	No	75		X		
149	8x4 ft round tank	1	2522217.467	1691712.512	Metal	No	50				Cut
150	Hoist house 12x12x12 ft	1	2522101.663	1691659.053	Metal	No	150				
151	6x6x10 ft small building	1	2522152.668	1691620.621	Metal	No	60				
152	Vent tube metal/fiber 15	15	2522180.313	1691609.602	Metal	No	20	X			
153	45x60x30 ft building 2 hoists inside	1	2522143.823	1691462.429	Metal	Yes	13500				
154	100x35 ft concrete pad	1	2522168.278	1691447.692	Concrete	Yes	350				Break Up
155	25x25 ft concrete pad	1	2522203.143	1691459.403	Concrete	Yes	625				Break Up
156	10x4x3 ft metal item	1	2522193.7	1691458.205	Metal	No	40				Cut
157	60x28 ft loading dock	1	2522049.993	1691644.628	Concrete	Yes	3360				Break Up
158	Shaft heater parts	Multiple	2521956.702	1691547.753	Metal	No	200				

APPENDIX B4.1
MILL SITE DEBRIS INVENTORY TABLE

ID Number	Desciption of Debris	Quantity	Easting[1]	Northing[1]	Major Composition	Fixed	Estimated Total Volume (cu.ft.)[2]	Compressible	Biodegradable	Small	Activity Required Prior to Disposal
159	Metal vent tube 3	3	2521939.69	1691338.216	Metal	No	20	X			Flatten
160	30 ft diam 30 ft tall tank	1	2521893.295	1691269.433	Metal	No	2700				
161	30 ft diam 30 ft tall tank HOT	1	2521786.923	1691290.773	Metal	No	2700				
162	4 10x2 ft fiberglass troughs	4	2521791.791	1691209.211	Other	No	100	X			Flatten
163	10x5 ft metal pipe	1	2521816.488	1691156.932	Metal	No	50				Flatten
164	Metal 15x10x12 ft bldg+	3	2521787.369	1691122.619	Metal	No	200				
165	10x10x1.5 ft metal thing	1	2521773.028	1691133.752	Metal	No	100				
166	30x20x18 ft bldg w hoist	1	2521769.417	1691344.591	Metal	No	600				
167	12 ft vent tube metal 6	6	2521950.494	1691466.911	Metal	No	40	X			Flatten
168	20x20x4 ft concrete debris pile	Multiple	2522267.392	1692022.063	Concrete	No	1600				
169	Barrel floats hot	1	2522295.812	1692077.879	Plastic	No	40				
170	Concrete debris 20x20ish ft	Multiple	2522328.884	1692041.586	Concrete	No	800				
171	Metal debris scrap	Multiple	2522202.937	1692061.758	Metal	No	100				
172	Catwalks 11e2	Multiple	2522172.349	1692129.023	Metal	No	100				Cut
173	8x8x8 ft sheet metal thing	Multiple	2522166.917	1692233.252	Metal	No	128	X			
174	Catwalks 11e2	1	2522159.018	1692256.201	Metal	No	100				Cut
175	Metal debris	2	2522114.238	1692196.806	Metal	No	250				
176	Metal debris	2	2522078.375	1692145.054	Metal	No	--				
177	15 ft round 20 ft tall tank	1	2522082.883	1692126.654	Metal	No	500				Cut
178	15x5 ft tank	1	2522073.188	1692086.669	Metal	No	100				Cut
179	Rubber tube 30 cuft	Multiple	2522105.783	1692052.459	Plastic	No	30				
180	Hose and pipes	Multiple	2522096.447	1692045.931	Plastic	No	200				
181	Tires 100	100	2522062.017	1692045.967	Other	No	500				
182	12x4 ft tank debris propeller	1	2521928.757	1692063.278	Metal	No	100				
183	Metal debris 30 cuft	Multiple	2521918.813	1692055.724	Metal	No	30				
184	Metal debris 30 cu ft	Multiple	2521902.796	1692098.519	Metal	No	30				
185	Metal pipes	4	2521912.932	1692081.43	Metal	No	60				
186	Metal debris	2	2521902.571	1692142.331	Metal	No	50				
187	Metal debris 20 cu ft	Multiple	2521959.462	1692068.876	Metal	No	20				
188	Hoist spool	1	2521974.13	1691972.048	Metal	No	32				
189	Aluminum cable spool	1	2521928.79	1691934.885	Wood	No	12				
190	Shaft heater	1	2521915.395	1691923.412	Metal	No	150				
191	15x10 ft tank sold?	1	2521941.652	1691910.631	Metal	No	350				Cut
192	Cable /pipes	3	2521959.262	1691892.561	Metal	Yes	10				
193	Wood debris 30 cu ft	Multiple	2521927.359	1691872.799	Wood	No	30		X		
194	Metal debris 15 ft tall	1	2521882.505	1691831.892	Metal	No	150				
195	Chainlink and debris	Multiple	2521838.752	1691853.137	Metal	No	100				
196	Steel cable	1	2521837.18	1691862.394	Metal	No	10				
197	Barrels w scrap 4	4	2521845.074	1691894.324	Metal	No	32				
198	Hoist rope spools 2	2	2521880.946	1691919.242	Metal	No	100				

APPENDIX B4.1
MILL SITE DEBRIS INVENTORY TABLE

ID Number	Desciption of Debris	Quantity	Easting[1]	Northing[1]	Major Composition	Fixed	Estimated Total Volume (cu.ft.)[2]	Compressible	Biodegradable	Small	Activity Required Prior to Disposal
199	12x12x10 ft bldg	1	2521874.161	1691971.516	Metal	No	144				
200	10x10x8 ft metal cooler	1	2521727.682	1691864.129	Metal	No	300				
201	10x5x5 ft building	1	2521722.589	1691842.469	Metal	No	50				
202	Metal debris cable	1	2521718.335	1691830.899	Metal	No	10				
203	12 ft tank thing	1	2521703.42	1691832.115	Metal	No	240				
204	Wood debris poles 60 cu ft	Multiple	2521695.542	1691819.937	Wood	No	60		X		
205	Metal debris 80 cu ft	2	2521715.959	1691788.684	Metal	No	80				
206	Transformer fence	1	2521687.925	1691599.298	Metal	No	100				
207	12x5 ft concrete foundation	1	2521682.411	1691576.951	Concrete	Yes	60				
208	10x15x10 ft shed	1	2521527.661	1691870.497	Metal	No	150				
209	Square tube frame	1	2521513.16	1691879.991	Metal	No	100				
210	Metal fence/tubing	Multiple	2521655.316	1691892.749	Metal	No	250				
211	4 ft vault pipe confined sign	1	2521701.905	1691899.793	Metal	Yes	50				
212	10x8x4 ft metal blg	1	2521747.866	1691940.558	Metal	No	100				
213	Metal debris	Multiple	2521754.384	1691952.193	Metal	No	100				
214	Metal support arches 12 ft lots	Multiple	2521640.926	1692015.58	Metal	No	3200				
215	Pallets wood debris 100 cu ft	Multiple	2521652.315	1692067.923	Wood	No	100				
216	Wood debris 60 cu ft	Multiple	2521750.926	1692023.754	Wood	No	60		X		
217	Fiberglass vent tube tons	Multiple	2521838.931	1692381.258	Other	No	1000	X			Flatten
218	Metal vent tube junctions	Multiple	2521830.935	1692386.749	Metal	No	100	X			
219	Metal bldg 12x20x3 ft flat	1	2521906.96	1692332.876	Metal	No	240				
220	24 ft metal trusses	2	2521947.421	1692448.478	Metal	No	480				
221	Metal bldg 12x20x3 ft	1	2522004.191	1692446.746	Metal	No	240				
222	Sheet metal pipes	Multiple	2522025.081	1692464.695	Metal	No	160				
223	Sheet metal debris	Multiple	2522329.864	1692110.361	Metal	No	200				
224	30 ft tall tank with tar in bottom	1	2522987.706	1693327.118	Metal	No	2750				
225	Tank pipes	Multiple	2522957.213	1693322.456	Metal	No	50				
226	Hydrant	1	2522744.589	1693253.593	Metal	Yes	2				
227	Vault	1	2522692.467	1693211.125	Concrete	Yes	80				
228	2x2x1 ft concrete block vault	1	2522648.84	1693199.073	Concrete	Yes	5				
229	Spillway	1	2522609.731	1693240.47	Concrete	Yes	150				
230	Active pump house	--	2522566.991	1693330.055	Wood	Yes	--				
231	Vault 20x20 ft foundation	1	2522579.428	1693202.687	Concrete	Yes	400				
232	Vault caved in	1	2522499.327	1693156.377	Concrete	Yes	200				
233	Metal debris and tank	Multiple	2522451.504	1693050.852	Metal	No	400				
234	Green tank 5x12 ft	1	2522424.748	1693040.8	Metal	No	100				
235	Concrete cradle 20x12x2 ft foundation	1	2522265.638	1692965.789	Concrete	Yes	400				
236	6x6x3 ft wood bldg	1	2522264.19	1692938.887	Wood	No	40		X		
237	10x10x5 ft wood structure	1	2522254.631	1692931.795	Wood	No	100		X		
238	25 ft x8 in x4 in wood 7	7	2522332.3	1692881.43	Wood	No	40		X		

APPENDIX B4.1
MILL SITE DEBRIS INVENTORY TABLE

ID Number	Desciption of Debris	Quantity	Easting[1]	Northing[1]	Major Composition	Fixed	Estimated Total Volume (cu.ft.)[2]	Compressible	Biodegradable	Small	Activity Required Prior to Disposal
239	60 ft beams 12	12	2522327.322	1692813.963	Metal	No	540				
240	Metal debris 100 cu ft	Multiple	2522203.658	1693090.772	Metal	No	100				
241	Hoses	Multiple	2522186.321	1693111.447	Plastic	No	200				
242	Metal racks	Multiple	2522180.359	1693152.183	Metal	No	400				
243	15 ft diam 15 ft tall tank	1	2522188.811	1693178.312	Metal	No	350				
244	Metal debris fan	Multiple	2522178.298	1693188.974	Metal	No	125				
245	Concrete metal debris 200 cf	Multiple	2522231.876	1693421.444	Concrete	No	200				
246	Cradles 8x20 ft foundation 5x15x2 ft cradle	2	2522258.869	1693395.134	Concrete	No	1000				
247	20x40x2 ft concrete debris	Multiple	2522227	1693332.84	Concrete	No	1600				
248	Pipe fittings	Multiple	2522188.7	1693276.92	Metal	No	100				
249	15x5 ft diesel tank	1	2522155.329	1693258.545	Metal	No	50	X			Cut
250	Metal debris	Multiple	2521996.418	1693219.652	Metal	No	200				
251	Concrete debris	Multiple	2521969.683	1693216.033	Concrete	No	400				
252	Pole barn	--	2522038.696	1693237.126	Wood	No	--				
253	Metal debris 1000 cf	Multiple	2522051.145	1693088.178	Metal	No	1000				
254	Concrete debris	Multiple	2522058.695	1693121.477	Concrete	No	200				
255	8x20 ft cattle guards 2	2	2522109.768	1693124.465	Metal	No	320				
256	Hose	Multiple	2522012.288	1693038.094	Plastic	No	200				
257	Metal debris	Multiple	2522113.025	1692993.052	Metal	No	900				
258	Pallets metal debris	Multiple	2522101.908	1692984.975	Wood	No	100				
259	Pipe and screen	Multiple	2522141.87	1693015.419	Metal	No	120				
260	Wood debris	Multiple	2522147.956	1693049.257	Wood	No	400		X		
261	2-in pvc	Multiple	2522190.401	1692994.525	Plastic	No	120				
262	55 gal barrels empty 65	65	2521965.629	1692903.221	Metal	No	520				
263	50x30x2 ft foundation	1	2521963.096	1692896.629	Concrete	Yes	3000				
264	Concrete debris buried	Multiple	2521917.197	1692925.302	Concrete	No	500				
265	Large debris pit 50x100x10 ft?	Multiple	2521892.551	1692972.097	Misc.	Yes	100000				
266	Orange sewer pipe haz metal	Multiple	2521928.515	1693012.251	Metal	No	650				
267	Poly pipe 25 ft	8	2521837.946	1693035.252	Plastic	No	150				
268	Dump truck body	1	2521796.464	1693077.578	Metal	No	1200				
269	Metal post debris	Multiple	2521734.348	1693019.999	Metal	No	200				
270	Metal debris 350 cf	Multiple	2521833.946	1693250.367	Metal	No	350				
271	Tires 4 on axles	4	2521809.701	1693272.049	Other	No	50				
272	6x8 ft concrete pipe	1	2521771.827	1693351.151	Concrete	No	200				
273	Metal debris	Multiple	2521778.936	1693334.169	Metal	No	100				
274	Metal debris	Multiple	2521785.172	1693326.676	Metal	No	125				
275	Metal debris	Multiple	2521797.645	1693327.72	Metal	No	50				
276	Metal debris	Multiple	2521804.694	1693323.823	Metal	No	200				
277	Metal debris pallets tire	Multiple	2521852.648	1693305.037	Metal	No	400				
278	Yellow metal thing	1	2521864.026	1693312.105	Metal	No	50				

APPENDIX B4.1
MILL SITE DEBRIS INVENTORY TABLE

ID Number	Desciption of Debris	Quantity	Easting[1]	Northing[1]	Major Composition	Fixed	Estimated Total Volume (cu.ft.)[2]	Compressible	Biodegradable	Small	Activity Required Prior to Disposal
279	Hoist cage	1	2521873.799	1693313.899	Metal	No	200				
278	Metal debris wood fiberglas	Multiple	2521889.797	1693294.724	Metal	No	350				
279	Metal debris	Multiple	2521897.134	1693248.824	Metal	No	200				
280	20 ft metal pipe	1	2522194.337	1693037.028	Metal	No	20				
No ID	8150 ft Drisco pipe connecting sprinkler barrels	1			Plastic	No	6400				
No ID	Metal Building (12x12') SW corner of NE Pond	1	2524232.842	1690792.044	Metal	No	720				Cut/Flatten

Notes:
1 State Plane Coordinate System, NAD 83, Feet, New Mexico West
2 '-- Volume of item is <2 cu. ft. 2 cu. ft. used for volume calculation
3 Estimated total volume excludes void space for items such as buildings and large tanks.