

A on 10/4/78

REGULATORY INFORMATION DISTRIBUTION SYSTEM (RIDS)
DISTRIBUTION FOR INCOMING MATERIAL 50-251

REC: STELLO V
NRC

ORG: UHRIG R E
FL PWR & LIGHT

DOCDATE: 07/17/78
DATE RCVD: 07/21/78

DOCTYPE: LETTER NOTARIZED: NO COPIES RECEIVED
SUBJECT: LTR 3 ENCL 3
FORWARDING COPY OF SUBJECT FACILITY'S, (UNIT 4) STEAM GENERATOR INSPEC
PROGRAM, WHICH IS TO BEGIN APPROX 08/03/78.

PLANT NAME: TURKEY PT #4

REVIEWER INITIAL: XJM
DISTRIBUTOR INITIAL: *u*

***** DISTRIBUTION OF THIS MATERIAL IS AS FOLLOWS *****

GENERAL DISTRIBUTION FOR AFTER ISSUANCE OF OPERATING LICENSE.
(DISTRIBUTION CODE A001)

FOR ACTION: BR CHIEF ORB#1 BC**W/7 ENCL

INTERNAL:	REG FILE**W/ENCL	NRC PDR**W/ENCL
	I & E**W/2 ENCL	OELD**LTR ONLY
	HANAUER**W/ENCL	CORE PERFORMANCE BR**W/ENCL
	AD FOR SYS & PROJ**W/ENCL	ENGINEERING BR**W/ENCL
	REACTOR SAFETY BR**W/ENCL	PLANT SYSTEMS BR**W/ENCL
	EEB**W/ENCL	EFFLUENT TREAT SYS**W/ENCL
	J. MCGOUGH**W/ENCL	

EXTERNAL: LPDR'S
MIAMI, FL**W/ENCL
TERA**W/ENCL
NSIC**W/ENCL
ACRS CAT B**W/16 ENCL


Tisc hpp 4


DISTRIBUTION: LTR 40 ENCL 39
SIZE: 1P+2P

CONTROL NBR: 782060030

***** THE END *****

CP





July 17, 1978
L-78-238

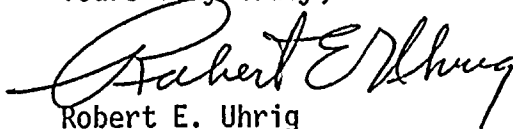
Office of Nuclear Reactor Regulation
Attn: Mr. Victor Stello, Director
Division of Operating Reactors
U.S. Nuclear Regulatory Commission
Washington, D.C. 20555

Dear Mr. Stello:

Re: Turkey Point Unit #4
Docket No. 50-251
Steam Generator Inspection Program

Attached for your information is a copy of the Turkey Point Unit No. 4 Steam Generator Inspection Program. This inspection is scheduled to begin approximately August 3, 1978.

Yours very truly,


Robert E. Uhrig
Vice President

Attachment

REU:GDW:plt

REGULATORY DOCKET FILE COPY

1782060030

APR 1 1978



TURKEY POINT UNIT NO. 4
STEAM GENERATOR INSPECTION PROGRAM
PLANNED FOR JULY-AUGUST 1978

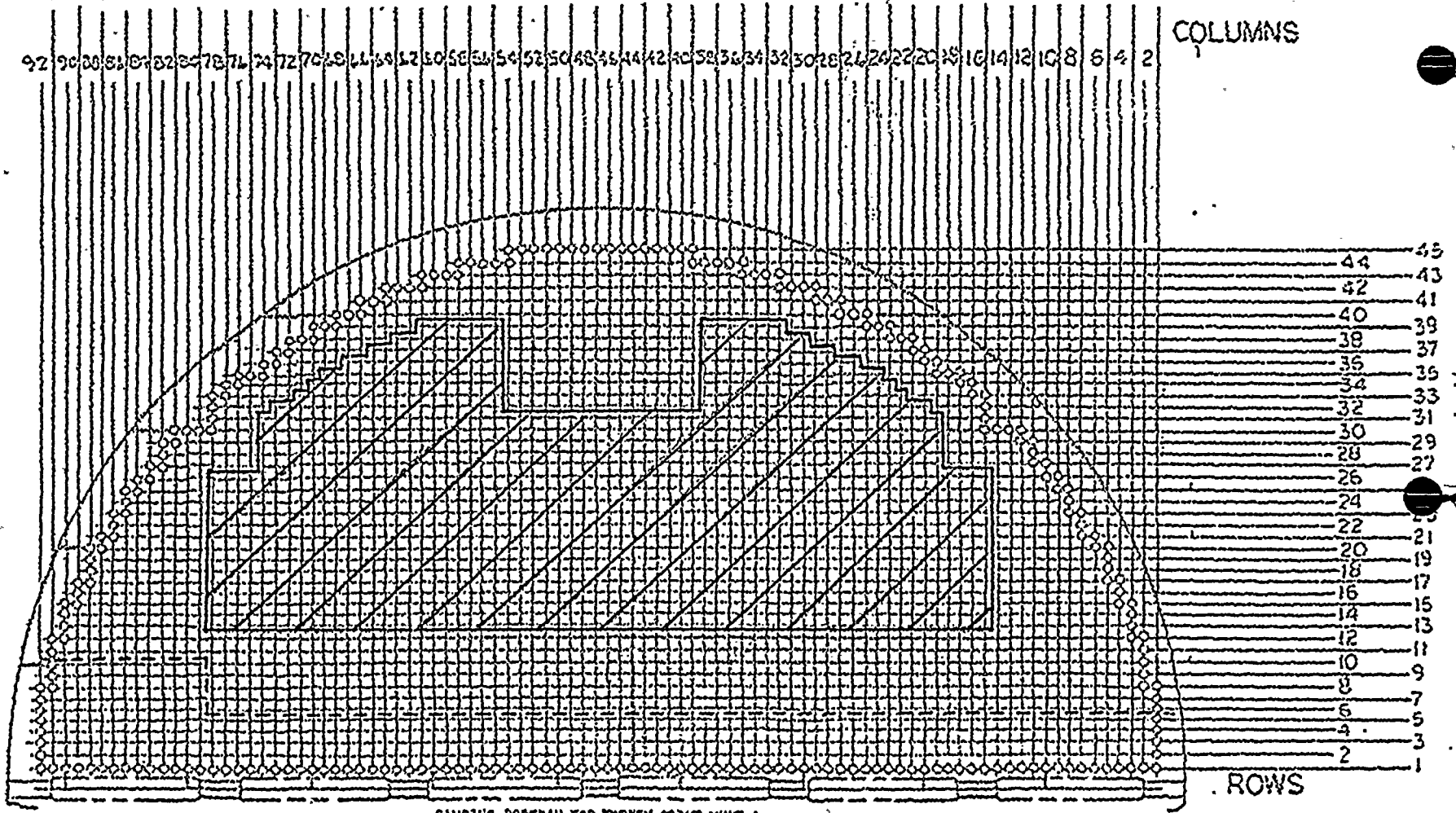
1. Eddy Current testing of U-bends is planned as follows:
 - a) Steam Generator C, rows 2-5, columns 1-92; unplugged tubes will be tested at 100 KHZ using beaded flex 0.540 probe.
 - b) Any tube(s) which give indication at 100 KHZ will be reprobed using 400 KHZ.
2. Hot leg tube gauging will be conducted on all three steam generators utilizing three different sized eddy current probes (.540 in., .610 in., and .650 in. diameters). The unshaded areas on the attached tube map identify the tubes to be probed.
3. Cold leg tube gauging will be conducted on all three steam generators utilizing two different sized eddy current probes (.540 in. and .610 in.). The dashed line on the attached tube map indicates the extent of the cold leg gauging.
4. Wrapper to shell annulus measurements will be made on Steam Generator B.
5. Handhole inspections using TV and/or photographs will be used to inspect the flow slots and determine the extent of hourglassing on the #1 tube support plates in Steam Generators A, B, and C.
6. A Reg. Guide 1.83 inspection will be performed.
7. Preventive plugging based upon the inspection results.

SERIES 44

91 278726 0521 79 17 75 75 71 49 47 65 63 41 59 57 53 53 51 49 47 45 43 41 39 37 35 33 31 29 27 25 23 21 19 17 15 13 11 9 7 5 3 1

92 90 88 86 84 82 80 78 76 74 72 70 68 66 64 62 60 58 56 54 52 50 48 46 44 42 40 38 36 34 32 30 28 26 24 22 20 18 16 14 12 10 8 6 4 2

COLUMNS



MANWAY

GAUGING PROGRAM FOR TURKEY POINT UNIT 4

NOZZLE

JULY 1978



7