

NRC DISTRIBUTION FOR PART 50 DOCKET MATERIAL

FILE NUMBER

TO: Mr Stello

FROM: Florida Power & Light Co
Miami, Fla
R E Uhrig

DATE OF DOCUMENT
1-7-77
DATE RECEIVED
1-11-77

LETTER
 ORIGINAL
 COPY

NOTORIZED
 UNCLASSIFIED

PROP INPUT FORM

NUMBER OF COPIES RECEIVED
one signed

DESCRIPTION
Ltr trans the following:

1p

PLANT NAME: Turkey Point #4

ENCLOSURE
Cycle #4 Refueling information.....

2p

ACKNOWLEDGED

DO NOT REMOVE

SAFETY	FOR ACTION/INFORMATION	ENVIRO	1-14-77	ehf
ASSIGNED AD:		ASSIGNED AD:		
BRANCH CHIEF:	<i>Leav (5)</i>	BRANCH CHIEF:		
PROJECT MANAGER:	<i>Elliot</i>	PROJECT MANAGER:		
LIC. ASST. :	<i>Parrish</i>	LIC. ASST. :		

INTERNAL DISTRIBUTION			
<input checked="" type="checkbox"/> REG-FILE	SYSTEMS SAFETY	PLANT SYSTEMS	SITE SAFETY &
<input checked="" type="checkbox"/> NRC PDR	HEINEMAN	TEDESCO	ENVIRO ANALYSIS
<input checked="" type="checkbox"/> I & E (2)	SCHROEDER	BENAROYA.....	DENTON & MULLER
<input checked="" type="checkbox"/> OELD		LAINAS	
<input checked="" type="checkbox"/> GOSSICK & STAFF	ENGINEERING	IPPOLITO	ENVIRO TECH.
MIPC	MACARRY	KIRKWOOD	ERNST
CASE	KNIGHT		BALLARD
HANAUER	SIHWEIL	OPERATING REACTORS	SPANGLER
HARLESS	PAWLICKI	STELLO	
			SITE TECH.
PROJECT MANAGEMENT	REACTOR SAFETY	OPERATING TECH.	GAMMILL
BOYD	ROSS	EISENHUT	STEPP
P. COLLINS	NOVAK	SHAO	HULMAN
HOUSTON	ROSZTOCZY	BAER	
PETERSON	CHECK	BUTLER	SITE ANALYSIS
MELTZ		GRIMES	VOLLMER
HELTEMES	AT & I		BUNCH
SKOVHOLT	SALTZMAN		J. COLLINS
	RUTBERG		KREGER

EXTERNAL DISTRIBUTION			CONTROL NUMBER
<input checked="" type="checkbox"/> LPDR: <i>Miami, Fla</i>	NAT. LAB:	BROOKHAVEN NAT. LAB.	310 <i>251</i> <i>MSG/4</i>
<input checked="" type="checkbox"/> TIC:	REG V. IE	ULRIKSON (ORNL)	
<input checked="" type="checkbox"/> NSIC:	LA PDR		
<input checked="" type="checkbox"/> ASLB:	CONSULTANTS:		
<input checked="" type="checkbox"/> ACRS 16 CYS HOLDING SENT	<i>As CAT B 1-12-77</i>		

1-1-57

1-1-57

.....

1-1-57



FLORIDA POWER & LIGHT COMPANY

January 7, 1977
L-77-8

Regulatory Docket



Office of Nuclear Reactor Regulation
Attention: Mr. Victor Stello, Director
Division of Operating Reactors
U. S. Nuclear Regulatory Commission
Washington, D. C. 20555

Dear Mr. Stello:

RE: Turkey Point Unit 4
Docket No. 50-251
Refueling Information (Cycle 4)

Attached herewith is refueling information applicable to Cycle 4 of Turkey Point Unit 4. If necessary, supplemental refueling information will be submitted upon completion of the detailed Cycle 4 design and accident analyses. The supplemental information will be submitted at least 90 days before Cycle 4 startup if any such information is identified as requiring prior Commission review per the guidelines of 10 CFR 50.59.

The attached refueling information has been reviewed by the Turkey Point Plant Nuclear Safety Committee and the Florida Power and Light Company Nuclear Review Board. They have concluded, based upon the preliminary information now available, that the refueling will not involve any unreviewed safety questions.


Very truly yours,

Robert E. Uhrig
Vice President

REU/MAS/pm

Attachment

cc: Mr. Norman C. Moseley, Region II
Robert Lowenstein, Esquire



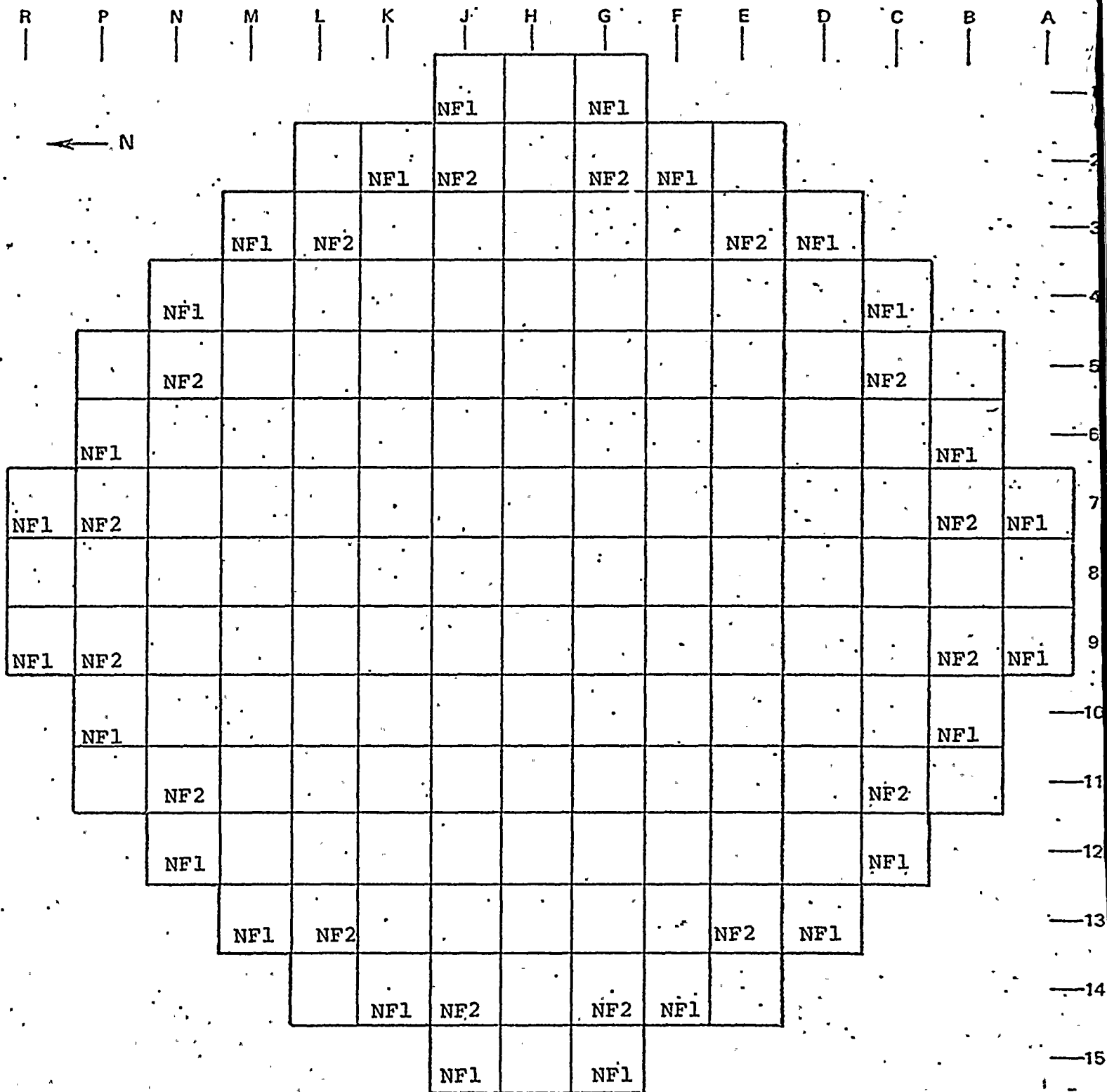


1950




FIGURE 1

Florida Power & Light Company
 REACTOR FUEL LOCATION
 TURKEY POINT PLANT UNIT NO. 4
 CYCLE 4 (preliminary)



NF1 ≡ New Fuel with 3.10 Weight Percent U²³⁵

NF2 ≡ New Fuel with 2.90 Weight Percent U²³⁵



ATTACHMENT

Florida Power & Light Company
Turkey Point Unit 4
Cycle 4 Refueling Information

Turkey Point Unit 4 is in its third cycle of operation. It is expected that the Cycle 4 design will not cause previously acceptable safety limits for any incident to be exceeded, based on the assumptions that Cycle 3 operation is terminated after 7000 MWD/MTU and there is adherence to plant operating limitations in the Technical Specifications.

The following refueling information is applicable to Cycle 4 of Turkey Point Unit 4:

1. Design Parameters

Nominal design parameters for Cycle 4 are the same as for Cycle 3.

2. New Fuel

a. Number of assemblies - 40

b. Enrichment - 24 assemblies with 3.1 weight percent U²³⁵
16 assemblies with 2.9 weight percent U²³⁵

c. Preliminary loading pattern - see Figure 1

3. Refueling Objective

The objective of this refueling is to reload the reactor with sufficient reactivity to support Unit 4 operation at its licensed power level for a nominal 12 month cycle.

4. Refueling Schedule

Unit 4 is tentatively scheduled to shutdown in May, 1977 with Cycle 4 startup planned for June, 1977.

5. Plant Modification

A modification to the Safety Injection accumulators is planned for the Spring 1977 refueling outage. The level instrumentation will be changed to allow an increase in the accumulator water volume. A corresponding Technical Specification amendment was proposed in our letter L-76-418 of December 9, 1976.

