

AEC DISTRIBUTION FOR PART 50 DOCKET MATERIAL
(TEMPORARY FORM)

CONTROL NO: 3779

FILE: MONTHLY REPORT FILE

FROM: Florida Power & Light Co. Miami, Fla A.D. Schmidt		DATE OF DOC 4-4-75	DATE REC'D 4-7-75	LTR xxxx	TWX	RPT	OTHER
TO: Office of Management Info		ORIG 1-signed	CC	OTHER	SENT AEC PDR <u>xx</u> SENT LOCAL PDR <u>xxxx</u>		
CLASS xxxx	UNCLASS	PROP INFO	INPUT	NO CYS REC'D 1	DOCKET NO: 50-250 and 251		
DESCRIPTION: Ltr trans the following: <i>DO NOT REMOVE</i>				ENCLOSURES: Monthly Report for <u>March, 1975</u> Plant & Component Operability & Availability This Report to be used in preparing Grey Book by Plans & Operations. No. of Cys Rec'd <u>1</u>			
PLANT NAME: Turkey Point #3 and #4		FOR ACTION/INFORMATION		4-8-85	JGB		

- | | | | |
|-------------------------|----------------------------|-----------------------------|-------------------------|
| BUTLER (S)
W/ Copies | SCHWENCER (S)
W/ Copies | ZIEMANN (S)
W/ Copies | REGAN (E)
W/ Copies |
| CLARK (S)
W/ Copies | STOLZ (S)
W/ Copies | DICKER (E)
W/ Copies | LEAR (S)
W/ Copies |
| PARR (S)
W/ Copies | VASSALLO (S)
W/ Copies | KNIGHTON (E)
W/ Copies | W. MAGEE
W/ 2 Copies |
| KNIEL (S)
W/ Copies | PURPLE (S)
W/ Copies | YOUNGBLOOD (E)
W/ Copies | W/ Copies |

INTERNAL DISTRIBUTION

- | | | | | |
|---|---|--|---|--|
| <u>REG FILE</u>
AEC PDR
OGC, ROOM P-506-A
MUNTZING/STAFF
CASE
GIAMBUSSO
BOYD
MOORE (S) (BWR)
DEYOUNG (S) (PWR)
SKOVHOLT (S)
GOLLER (S)
P. COLLINS
DENISE
REG OPR
FILE & REGION (2)
T.R. WILSON | <u>TECH REVIEW</u>
SCHROEDER
MACCARRY
KNIGHT
PAWLICKI
SHAO
STELLO
HOUSTON
NOVAK
ROSS
IPPOLITO
TEDESCO
LONG
LAINAS
BENAROYA
VOLIMER | <u>DENTON</u>
GRIMES
GAMMILL
KASTNER
BALLARD
SPANGLER

<u>ENVIRO</u>
MULLER
DICKER
KNIGHTON
YOUNGBLOOD
REGAN
PROJECT LDR
HARLESS | <u>LIC ASST</u>
DIGGS (S)
GEARIN (S)
GOULBOURNE (S)
KREUTZER (E)
LEE (S)
MAIGRET (S)
REED (E)
SERVICE (S)
SHEPPARD (S)
SLATER (E)
SMITH (S)
TEETS (S)
WILLIAMS (E)
WILSON (S)
INGRAM (S) | <u>A/T IND</u>
BRAITMAN
SALTZMAN
B. HURT

<u>PLANS</u>
MCDONALD
CHAPMAN
DUBE w/input
E. COUPE

D. THOMPSON (2)
KLECKER
EISENHUT |
|---|---|--|---|--|

EXTERNAL DISTRIBUTION

- | | | |
|---|---|--|
| 1-LOCAL PDR <u>Homestead, Fla</u>
1-TIC (ABERNATHY)
1-NSIC (BUCHANAN)
1-ASLB
1-NEWTON ANDERSON
16-ACRS HOLDING | (1) (2) (10) -NATIONAL LABS
1-W. PENNINGTON, RM-E-201G.T.
1-CONSULTANTS
NEWMARK/BLUME/AGBABIAN | 1-PDR SAN/LA/NY
1-BROOKHAVEN NAT LAB
1-G.ULRIKSON, ORNL
1-AGMED RUTH GUSSMAN
ROOM B-127 G.T.
1-J. RUNKLES RM-E-20
G.T. |
|---|---|--|

194

11

... ..

... ..

... ..

... ..

... ..


... ..

...


...

...

...



O. BOX 3100 MIAMI, FLORIDA 33101



April 4, 1975

Office of Management Information
and Program Controls
U. S. Nuclear Regulatory Commission
Washington, D. C. 20555


Regulatory

File 074

Gentlemen:

Attached are the March, 1975 Operating Status Reports for Turkey
Point Unit Nos. 3 and 4.


Very truly yours,


A. D. Schmidt
Vice President
Power Resources


VTC/cpc

Attachments

cc: Mr. Norman C. Moseley
Jack R. Newman, Esquire



3779




ENCLOSURE A

DOCKET NO. 50-250UNIT NAME TURKEY POINT UNIT NO. 3DATE APRIL 2, 1975COMPLETED BY V. T. CHILSON
TELEPHONE NO. (305) 445-6211 - Ext. 2177DAILY UNIT POWER OUTPUTMONTH March, 1975

<u>DAY</u>	<u>AVERAGE DAILY MWe-net</u>	<u>DAY</u>	<u>AVERAGE DAILY MWe-net</u>
1	<u>534</u>	20	<u>694</u>
2	<u>253</u>	21	<u>692</u>
3	<u>193</u>	22	<u>686</u>
4	<u>-</u>	23	<u>684</u>
5	<u>-</u>	24	<u>680</u>
6	<u>-</u>	25	<u>676</u>
7	<u>-</u>	26	<u>700</u>
8	<u>-</u>	27	<u>683</u>
9	<u>494</u>	28	<u>689</u>
10	<u>697</u>	29	<u>694</u>
11	<u>696</u>	30	<u>682</u>
12	<u>691</u>	31	<u>268</u>
13	<u>693</u>		
14	<u>691</u>		
15	<u>693</u>		
16	<u>679</u>		
17	<u>682</u>		
18	<u>683</u>		
19	<u>690</u>		

NOTE: Daily average power level greater than 666 MWe, due to cooler condenser cool-water.




ENCLOSURE A

DOCKET NO. 50-251UNIT NAME TURKEY POINT UNIT NO. 4DATE APRIL 2, 1975COMPLETED BY V. T. CHILSON
TELEPHONE NO. (805) 445-6211 - Ext. 2177DAILY UNIT POWER OUTPUTMONTH March, 1975

<u>DAY</u>	<u>AVERAGE DAILY MWe-net</u>	<u>DAY</u>	<u>AVERAGE DAILY MWe-net</u>
1	<u>683</u>	20	<u>643</u>
2	<u>681</u>	21	<u>556</u>
3	<u>681</u>	22	<u>660</u>
4	<u>683</u>	23	<u>651</u>
5	<u>685</u>	24	<u>296</u>
6	<u>683</u>	25	<u>598</u>
7	<u>678</u>	26	<u>645</u>
8	<u>676</u>	27	<u>651</u>
9	<u>677</u>	28	<u>657</u>
10	<u>678</u>	29	<u>552</u>
11	<u>676</u>	30	<u>-</u>
12	<u>674</u>	31	<u>-</u>
13	<u>657</u>		
14	<u>675</u>		
15	<u>672</u>		
16	<u>661</u>		
17	<u>665</u>		
18	<u>659</u>		
19	<u>662</u>		

NOTE: Daily average power level greater than 666 MWe, due to cooler condenser cool-water.



DOCKET NO. 50-250

UNIT NAME: TURKEY POINT UNIT NO. 3

REPORT MONTH MARCH, 1975

DATE: APRIL 2, 1975

COMPLETED BY V. T. CHILSON

TELEPHONE (305) 445-6211 Ext. 2177

OPERATING STATUS

- 1. REPORTING PERIOD: 0001, 75, 03, 01 THROUGH 2400, 74, 03, 31
GROSS HOURS IN REPORTING PERIOD: 744.0
- 2. CURRENTLY AUTHORIZED POWER LEVEL (MWt) 2200
MAX. DEPEND. CAPACITY (MWe NET) 666
- 3. POWER LEVEL TO WHICH RESTRICTED (IF ANY): (MWe NET) None
- 4. REASONS FOR RESTRICTIONS (IF ANY):

	THIS MONTH	YR-TO-DATE	CUMULATIVE TO DATE
5. NUMBER OF HOURS THE REACTOR WAS CRITICAL	619.4	1 412.0	14 439.7
6. REACTOR RESERVE SHUTDOWN HOURS	-0-	-0-	-0-
7. HOURS GENERATOR ON LINE	607.4	2 016.6	15 434.9
8. UNIT RESERVE SHUTDOWN HOURS	-0-	-0-	85.0
9. GROSS THERMAL ENERGY GENERATED (MWH)....	1 245 352	4 240 473	26 920 497
10. GROSS ELECTRICAL ENERGY GENERATED (MWH).....	408 186	1 390 789	8 818 594
11. NET ELECTRICAL ENERGY GENERATED (MWH)...	387 017	1 323 210	8 304 375
12. REACTOR AVAILABILITY FACTOR 1/.....	83.3	94.1	78.9
13. UNIT AVAILABILITY FACTOR 2/.....	81.6	93.4	75.8
14. UNIT CAPACITY FACTOR 3/.....	78.1	92.0	61.3
15. UNIT FORCED OUTAGE RATE 4/.....	18.4	6.6	4.6

16. SHUTDOWNS SCHEDULED OVER NEXT 6 MONTHS (TYPE, DATE AND DURATION OF EACH):

June 21 - 26, 1975 - Seismic Restraint Inspection.


17. IF SHUTDOWN AT END OF REPORT PERIOD, ESTIMATED DATE OF STARTUP: _____

1/ REACTOR AVAILABILITY FACTOR = $\frac{\text{HOURS REACTOR WAS CRITICAL} \times 100}{\text{GROSS HOURS IN REPORTING PERIOD}}$

2/ UNIT AVAILABILITY FACTOR = $\frac{\text{HOURS GENERATOR ON LINE} \times 100}{\text{GROSS HOURS IN REPORT PERIOD}}$

3/ UNIT CAPACITY FACTOR = $\frac{\text{NET ELECTRICAL POWER GENERATED} \times 100}{\text{MAX. DEPENDABLE CAPACITY} \times \text{GROSS HOURS IN REPORT PERIOD}}$

4/ UNIT OUTAGE RATE = $\frac{\text{FORCED OUTAGE HOURS} \times 100}{\text{HOURS GENERATOR ON LINE} + \text{FORCED OUTAGE HOURS}}$



SUMMARY: Unit No. 3 was returned to service March 9, 1975, following completion of repairs to the turbine control valves. Performance of the unit was satisfactory until March 30, 1975, when the valve operator failed on No. 3C steam generator feed-water control valve.

DOCKET NO. 50-250
 UNIT NAME TURKEY POINT UNIT NO. 3
 DATE APRIL 2, 1975
 PREPARED BY V. T. CHILSON
 TELEPHONE 805) 445-6211 - Ext. 2177


REASON:
 A-EQUIPMENT FAILURE (EXPLAIN) F-ADMINISTRATIVE
 B-MAINT. OR TEST G-OPERATIONAL ERROR
 C-REFUELING H-OTHER (EXPLAIN)
 D-REGULATORY RESTRICTION
 E-OPERATOR TRAINING AND
 LICENSE EXAMINATION

REPORT MONTH MARCH, 1975

**METHOD:
 1-MANUAL
 2-MANUAL SCRAM
 3-AUTOMATIC SCRAM

UNIT SHUTDOWNS / REDUCTIONS

NO.	DATE	TYPE F-FORCED S-SCHEDULED	DURATION (HOURS)	REASON *	METHOD OF SHUTTING DOWN THE REACTOR **	COMMENTS
07	75 03 01	F	5.5	A	3	Unit was tripped by loss of generator field, caused by failure of components in the generator voltage regulator power supply system. (Non-nuclear System)
08	75 03 02	F	-0-	D	N/A	Load on the unit was reduced below 50% R.P. and maintained below 50% R.P. until the accumulated time outside the target band was reduced to less than one hour in the previous 24 hour period. Refer to Abnormal Occurrence 250-75-1. (Nuclear System)
09	75 03 02	F	3.3	A	3	Reactor was tripped by two-out-of-three channels, Overpower ΔT. Reactor protection system, power range, high neutron level trip setpoints were being reduced from 108% R.P. to 55% R.P. Channel N-42 Overpower ΔT comparator failed to reset when the bistable switch was returned to normal position. Reactor tripped when Channel N-43 Overpower ΔT comparator was placed in the tripped mode. (Nuclear System)
10	75 03 03	F	127.8	A	3	Unit was removed from service (deliberate manual shutdown) to repair turbine control valves. (Non-nuclear System)
11	75 03 30	F	-0-	A	N/A	Load on the unit was reduced to 130 MWe (24% R.P.) when valve operator on No. 3C steam generator feedwater control valve failed. (Non-nuclear system)



DATE APRIL 2, 1975COMPLETED BY V. T. CHILSONTELEPHONE (305) 445-6211 - Ext. 2177

OPERATING STATUS

1. REPORTING PERIOD: 0001, 75, 03 THROUGH 2400, 75, 03
GROSS HOURS IN REPORTING PERIOD: 744:00
2. CURRENTLY AUTHORIZED POWER LEVEL (MWt) 2200
MAX. DEPEND. CAPACITY (MWe NET) 666
3. POWER LEVEL TO WHICH RESTRICTED (IF ANY): (MWe NET) None
4. REASONS FOR RESTRICTIONS (IF ANY):


	THIS MONTH	YR-TO-DATE	CUMULATIVE TO DATE
5. NUMBER OF HOURS THE REACTOR WAS CRITICAL	<u>6 98.1</u>	<u>2 035.7</u>	<u>11 369.5</u>
6. REACTOR RESERVE SHUTDOWN HOURS	<u>-0-</u>	<u>97.3</u>	<u>97.3</u>
7. HOURS GENERATOR ON LINE	<u>695.6</u>	<u>2 013.3</u>	<u>11 071.1</u>
8. UNIT RESERVE SHUTDOWN HOURS	<u>-0-</u>	<u>-0-</u>	<u>-0-</u>
9. GROSS THERMAL ENERGY GENERATED (MWH)....	<u>1 475 161</u>	<u>4 305 374</u>	<u>22 657 584</u>
10. GROSS ELECTRICAL ENERGY GENERATED (MWH).....	<u>472 292</u>	<u>1 395 378</u>	<u>7 169 639</u>
11. NET ELECTRICAL ENERGY GENERATED (MWH)..	<u>448 554</u>	<u>1 326 869</u>	<u>6 795 985</u>
12. REACTOR AVAILABILITY FACTOR <u>1/</u>	<u>93.8</u>	<u>94.3</u>	<u>83.0</u>
13. UNIT AVAILABILITY FACTOR <u>2/</u>	<u>93.5</u>	<u>93.2</u>	<u>80.8</u>
14. UNIT CAPACITY FACTOR <u>3/</u>	<u>90.5</u>	<u>92.3</u>	<u>74.5</u>
15. UNIT FORCED OUTAGE RATE <u>4/</u>	<u>-0-</u>	<u>-0-</u>	<u>4.8</u>
16. SHUTDOWNS SCHEDULED OVER NEXT 6 MONTHS (TYPE, DATE AND DURATION OF EACH): March 30 - May 25, 1975 - Refueling, Maintenance, and Inspections.			
17. IF SHUTDOWN AT END OF REPORT PERIOD, ESTIMATED DATE OF STARTUP: <u>May 26, 1975</u>			

$$1/ \text{ REACTOR AVAILABILITY FACTOR} = \frac{\text{HOURS REACTOR WAS CRITICAL} \times 100}{\text{GROSS HOURS IN REPORTING PERIOD}}$$

$$2/ \text{ UNIT AVAILABILITY FACTOR} = \frac{\text{HOURS GENERATOR ON LINE} \times 100}{\text{GROSS HOURS IN REPORT PERIOD}}$$

$$3/ \text{ UNIT CAPACITY FACTOR} = \frac{\text{NET ELECTRICAL POWER GENERATED} \times 100}{\text{MAX. DEPENDABLE CAPACITY} \times \text{GROSS HOURS IN REPORT PERIOD}}$$

$$4/ \text{ UNIT OUTAGE RATE} = \frac{\text{FORCED OUTAGE HOURS} \times 100}{\text{HOURS GENERATOR ON LINE} + \text{FORCED OUTAGE HOURS}}$$



SUMMARY: Unit No. 4 was in continuous service from January 9, 1975 until March 29, 1975, when the unit was removed from service for refueling, maintenance, and inspections. Performance of the unit has been satisfactory except for condenser tube leak on March 24, 1975.

DOCKET NO. 50-251
 UNIT NAME TURKEY POINT UNIT NO. 4
 DATE APRIL 2, 1975
 PREPARED BY V. T. CHILSON
 TELEPHONE (305) 445-6211 - Ext. 2177

REPORT MONTH MARCH, 1975

UNIT SHUTDOWNS / REDUCTIONS

NO.	DATE	TYPE F-FORCED S-SCHEDULED	DURATION (HOURS)	REASON *	METHOD OF SHUTTING DOWN THE REACTOR **	COMMENTS
03	75 03 20	S	-0-	B	N/A	Load on the unit was reduced to approximately 50% R.P. to perform periodic test on turbine main steam stop and control valves, re-heat intercept, and reheat stop valves. (Non-nuclear System)
04	75 03 24	F	-0-	B	N/A	Load on the unit was reduced to 275 MWe (50% R.P.) to repair condenser tube leak. (Non-nuclear System)
05	75 03 29	S	48.4	C	1	Unit was removed from service (deliberate manual shutdown) for refueling, maintenance and inspections. (Nuclear and Non-nuclear Systems)

* REASON:
 A-EQUIPMENT FAILURE (EXPLAIN)
 B-MAINT. OR TEST
 C-REFUELING
 D-REGULATORY RESTRICTION
 E-OPERATOR TRAINING AND
 LICENSE EXAMINATION
 F-ADMINISTRATIVE
 G-OPERATIONAL ERROR
 H-OTHER (EXPLAIN)

** METHOD:
 1-MANUAL
 2-MANUAL SCRAM
 3-AUTOMATIC SCRAM

