

OSR 45-11(Rev 10-22-2008)

Savannah River Site

Supplier Document Status

- 1.Work May Proceed
- 2.Submit Final Document - Work may proceed
- 3.Revise and Resubmit - Work may proceed subject to Resolution of Comments
- 4.Revise and Resubmit. Work may not Proceed.
- 5.Permission to proceed is not required.

Permission to proceed does not constitute acceptance or approval of design details, calculations, test methods, analysis or materials developed or selected by the supplier, and does not relieve supplier from full compliance with contractual obligations or release of any 'holds' placed on the contract.

Document ID

Revision

SRRA107772-000009

A

Document Category

Date

8-ANALYSIS AND DESIGN REPORTS

2018-05-22 11:39:01 AM, EDT

Reviewer

KINARD, TIFFANY BROOKE

**PREDICTING LONG-TERM PERCOLATION FROM
THE SDF CLOSURE CAP**

Craig H. Benson and J. Marie Benavides

Report No. GENV-18-05

School of Engineering
University of Virginia
Charlottesville, VA 22904 USA

23 April 2018

EXECUTIVE SUMMARY

The objective of this study was to provide updated predictions of the percolation rate from the bottom of the engineered closure cap (herein "ECC") anticipated for closure of the Saltstone Disposal Facility (SDF) at the Savannah River Site (SRS). The predictions described in this report are based on the most recent information available regarding the engineering properties of final covers derived from the US Environmental Protection Agency's (USEPA) Alternative Cover Assessment Program (ACAP), the US Nuclear Regulatory Commission's (NRC) evaluation of engineered covers for waste containment (NUREG CR-7028), and research conducted by the US Department of Energy's Consortium for Risk Evaluation with Stakeholder Participation (CRESP).

The ECC is a multilayer final cover employing a composite barrier system and a sand lateral drain as the primary features that control flow of meteoric water into the underlying saltstone containment system. Hydrology of the ECC was predicted using a coupled model. The variably saturated flow code WinUNSAT-H was used to predict unsaturated flow, water redistribution, and atmospheric interactions for the portion of the cover profile overlying the lateral drainage layer. A combination of analytical and semi-analytical equations was used to predict flow in the drainage layer and percolation from the base of the composite barrier using deep drainage predicted by WinUNSAT-H as input.

Simulations were conducted for typical long-term average meteorological conditions and with the wettest ten-year period on record, the latter representing an extreme condition or a potential climate change scenario with much higher precipitation. Percolation rates recommended for use in a performance assessment of the SDF ranged from 0.1 to 19.7 mm/yr depending on the scenario being considered. The long-term percolation rate for average meteorological conditions is expected to be 0.1 mm/yr for the first 500 yr, range between 0.1-2.5 mm/yr from 500-2000 yr depending on the assumed condition of the drainage layer, and then increase to 0.2 or 3.5 mm/yr at 2000 yr depending on the assumed condition of the drainage layer and the geomembrane. For a very wet scenario such as might be realized by potential climate change, the percolation rate would be less than 0.3 mm/yr for the first 500 yr, range between 0.3-6.2 mm/yr from 500 to 2000 yr depending on the assumed condition of the drainage layer, and increase to 8.6 mm/yr at 2000 yr.

TABLE OF CONTENTS

EXECUTIVE SUMMARY	i
TABLE OF CONTENTS	ii
LIST OF TABLES AND FIGURES	iii
1. INTRODUCTION	1
2. METHODOLOGY	2
2.1 Variably Saturated Flow Model	3
2.2 Drainage Layer and Composite Liner Models	5
3. MODEL INPUT	6
3.1 Meteorological Conditions	6
3.2 Vegetation	8
3.3 Initial Conditions	11
3.4 Hydraulic Properties	12
4. PERFORMANCE PREDICTION	20
4.1 Effect of Middle Backfill Layer Thickness	20
4.2 Water Balance Above the Drainage Layer	23
4.3 Percolation Predictions	25
5. RECOMMENDATIONS	27
6. REFERENCES	30
APPENDIX	34

LIST OF TABLES AND FIGURES

- Table 1. Hydraulic properties of earthen layers in the ECC.
- Table 2. Summary of percolation rates predicted for the ECC.
- Table 3. Summary of recommended percolation rates for the ECC for various scenarios.
- Fig. 1. Schematic of ECC planned for the SDF (from Jones and Phifer 2008).
- Fig. 2. Conceptual illustration showing components of coupled model used to predict percolation from the base of the ECC.
- Fig. 3. Annual precipitation record from 1964 to 2016.
- Fig. 4. Annual precipitation record for wettest 10-yr period.
- Fig. 5. LAI function used as input to WinUNSAT-H with data from Winkler (1999).
- Fig. 6. Near white uniformly graded sand layer used as capillary break in final cover near Omaha, Nebraska (from NUREG CR-7028). Dark layers are fine-textured clay layers used for water storage. Photo after 8 yr of service.
- Fig. 7. Alternating soil layers in a burial mound constructed in China approximately 3000 years ago (from Onitsuka et al. 2003).
- Fig. 8. Alternating soil layers in a burial mound constructed in Japan approximately 2000 years ago (from Hudson and Barnes 1991).
- Fig. 9. Annual percolation for typical year meteorology vs. middle backfill layer thickness.
- Fig. 10. Volumetric water contents vs. node number in model (depth) for simulations conducted with the typical year (2002) and the wettest year (1997) from the 10-yr wettest year record. Tan shaded area is erosion barrier. Node 0 at surface of cover.
- Fig. 11. Water balance above the drainage layer for typical year (2002) and wettest 10-yr period (1989-1998).
- Fig. 12. Deep drainage into the lateral drain vs. annual precipitation predicted for the ECC and measured by Albright et al. (2004, 2006) at a site in Albany, GA.
- Fig. 13. Recommended percolation rates from this study and from Jones and Phifer (2008).

1. INTRODUCTION

The objective of this study was to use the latest available information to provide an updated prediction of the percolation rate from the bottom of the engineered closure cap (herein “ECC”) anticipated for closure of the Saltstone Disposal Facility (SDF) at the Savannah River Site (SRS). These percolation rates will be used by others in predictive models as part of the SDF Performance Assessment (PA). The predictions described in this report are based on the most recent information available regarding the engineering properties of final covers derived from the US Environmental Protection Agency’s (USEPA) Alternative Cover Assessment Program (ACAP), the US Nuclear Regulatory Commission’s (NRC) evaluation of engineered covers for waste containment (NUREG CR-7028, Benson et al. 2011), and research conducted by the US Department of Energy’s Consortium for Risk Evaluation with Stakeholder Participation (CRESP) (Benson et al. 2010, Scalia et al. 2012, Tian et al. 2016, 2017, 2018). This information reflects the current state-of-the-art for final covers for waste containment systems based on 25 yr of research and development.

The ECC is a multilayer final cover employing a composite barrier system and a sand lateral drain as the primary features that control flow of meteoric water into the underlying saltstone containment system. A schematic of the cover is shown in Fig. 1. The composite barrier system consists of a geosynthetic clay liner (GCL) overlain by a geomembrane (GM) and a nonwoven geotextile (GT), the latter intended to provide protection against puncture. The lateral drainage layer is directly above the GT and will be constructed from processed sands generated locally. The composite barrier and drainage layer are overlain by a geotextile, middle backfill layer having variable thickness (≥ 305 mm), an erosion barrier 305 mm thick, an upper backfill layer 760 mm thick, and a top soil layer 150 mm thick. The upper top soil has native species as vegetation that will root into the upper backfill layer.

Hydrology of the ECC is affected primarily by infiltration into the surface of the cover that flows through the backfill layers. This water impinges on the upper lateral drainage layer (henceforth the drainage layer) and moves laterally on the upper surface of the composite barrier. Some of the water in the drainage layer contacts defects in the geomembrane, creating percolation (*aka* “leakage”) from the composite barrier. This percolation will migrate downward, contacting the barrier system over the saltstone. The primary objective of this study was to predict the percolation rate from the composite barrier over time using the best available information.

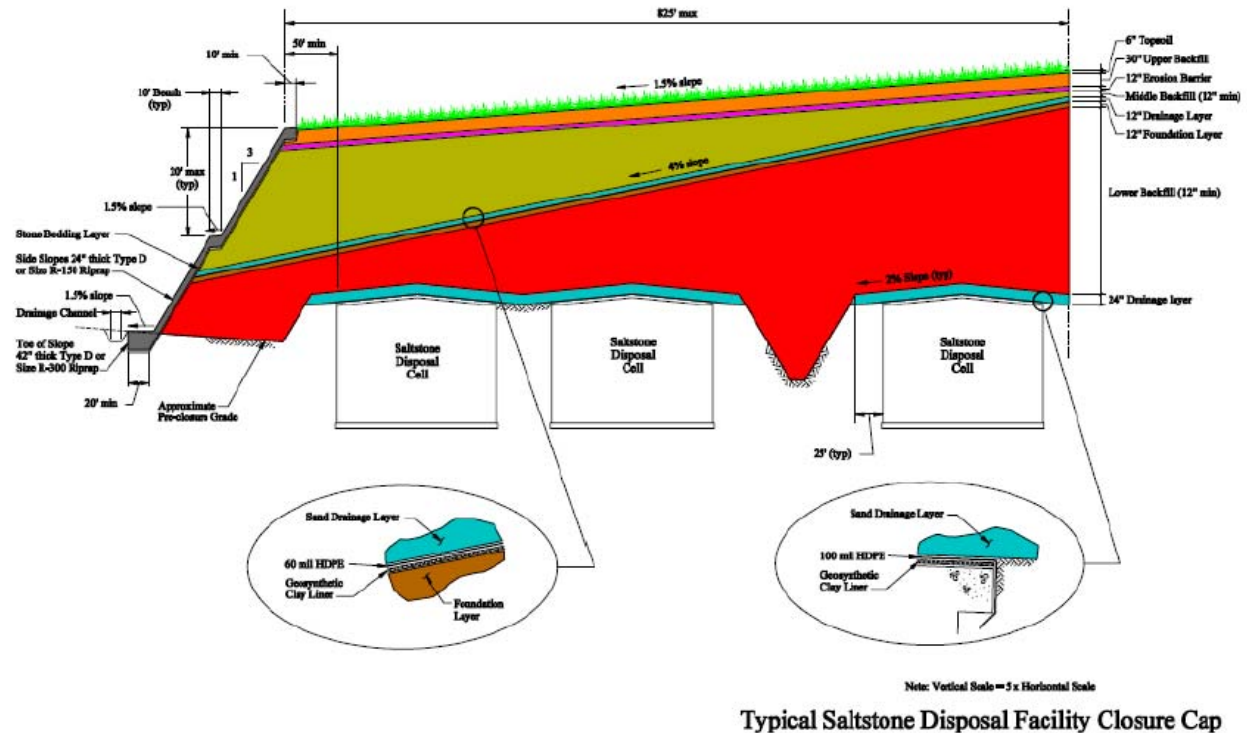


Fig. 1. Schematic of ECC planned for the SDF (from Jones and Phifer 2008).

2. METHODOLOGY

Hydrology of the ECC and percolation from the composite barrier were predicted using a coupled model that combines state-of-the-art techniques to simulate variably saturated flow in

multilayer engineered covers with resistive barrier layers. The model was parameterized with the most current and reliable information on the hydraulic properties of cover soils and the service life of geosynthetic layers.

A conceptual illustration of the coupled model is shown in Fig. 2. The model is comprised of two components: (i) a variably saturated flow code (WinUNSAT-H) to predict unsaturated flow, water redistribution, and atmospheric interactions for the portion of the cover profile overlying the drainage layer and (ii) a combination of analytical and semi-analytical equations used to predict flow in the drainage layer and percolation from the base of the composite barrier.

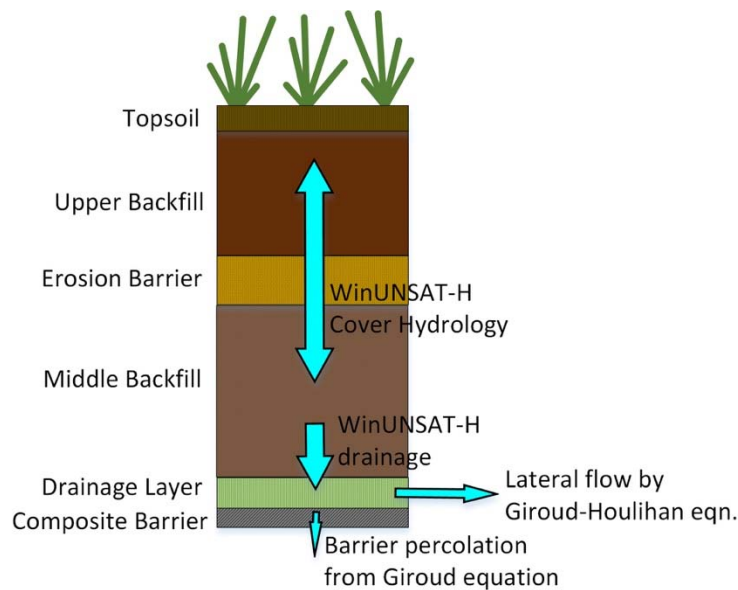


Fig. 2. Conceptual illustration showing components of coupled model used to predict percolation from the base of the ECC.

2.1 Variably Saturated Flow Model

The model WinUNSAT-H was used to predict variably saturated flow and atmospheric interactions above the drainage layer. WinUNSAT-H is the Windows implementation of the UNSAT-H code (Fayer et al. 1992, Fayer and Gee 1997) that was developed to predict variably saturated flow at the Hanford site and to design the Hanford Barrier. WinUNSAT-H has been used

extensively over the past two decades for predicting the hydrology of covers for waste containment systems, and is the most widely used model for design of water balance final covers. WinUNSAT-H has been used for a diverse range of climates, and has been verified using data sets from large-scale field experiments in USEPA's ACAP and other-large scale studies (Fayer and Gee 1997, Khire et al. 1997, 1999; Scanlon et al. 2002, Ogorzalek et al. 2008, Bohnhoff et al. 2009). Deep drainage from the base of the middle backfill layer (Fig. 2) predicted by WinUNSAT-H was used as the impingement rate (q) to the lateral drainage layer.

WinUNSAT-H solves a modified form of Richards' equation:

$$\frac{\partial \theta}{\partial \psi} \frac{\partial \psi}{\partial t} = - \left[K_c \frac{\partial \psi}{\partial z} + K_\psi \right] - S(z,t) \quad (1)$$

where θ = volumetric water content, ψ = matric suction, t = time, z = the vertical coordinate ($z=0$ at the ground surface), K_ψ = unsaturated hydraulic conductivity, K_c = a combined hydraulic conductivity accounting for liquid and vapor flows, and $S(z,t)$ = a sink term for root water uptake. WinUNSAT-H is a one-dimensional model that employs the finite-difference method to solve Eq. 1. Two-dimensional simulations were considered unnecessary because of the shallow slope (< 1.5%) of the cover.

WinUNSAT-H employs an atmospheric boundary condition consisting of evaporation or infiltration, with runoff computed as the difference between applied precipitation and infiltration. Infiltration rate is controlled by the rate at which precipitation is applied and by the infiltration capacity of the cover, the latter defined by the hydrologic conditions in the cover during infiltration. Evaporation is computed as the liquid flux at the surface boundary using Darcy's Law, and is bounded by the potential evaporation (PE) rate (Fayer 2000). Several boundary conditions can be applied at the lower boundary. In this study, a unit boundary was used to simulate deep drainage from the base of the middle backfill layer into the drainage layer.

WinUNSAT-H simulates vegetative water uptake using a mechanistic approach where

potential transpiration (PT) is distributed throughout the root zone in proportion to the relative root density. PT and PE are computed from potential evapotranspiration (PET) based on the leaf area index using the Ritchie-Burnett-Ankeny equation described in Chadwick et al. (1999), with PET computed using the modified Penman equation in Doorenbos and Pruitt (1977). Constraints on evaporation due to water availability are simulated using the plant limiting function in Feddes and Zaradny (1978), which is defined by the anaerobiosis point, limiting point, and wilting point (Bohnhoff et al. 2009). Root water uptake at a given depth ceases when the suction exceeds the wilting point or is below the anaerobiosis point.

Spatial and temporal discretization were adjusted to achieve a mass balance error < 1 mm/yr. The nodal spacing or element thickness was 1 mm near the boundaries and as large as 60 mm away from the boundaries. The maximum time step was 0.25 h and the minimum time step was 1×10^{-5} h. WinUNSAT-H automatically adjusts between these bounds, with small time steps used to ensure accuracy during periods of more rapid change and larger time steps to expedite computation during periods of lesser change. Simulations were performed on a laptop computer running the Windows 7 operating system. These relatively stringent control parameters resulted in relatively long simulation times in some cases.

2.2. Drainage Layer and Composite Liner Models

Analytical models were used to predict the average depth of flow in the drainage layer and percolation from the base of the composite barrier using deep drainage predicted by WinUNSAT-H as the impingement rate (q) on the drainage layer. Average depth of flow (d) in the drainage layer was computed using the Giroud-Houlihan analytical solution, which is based on Darcy's Law and mass balance principles (Giroud et al. 2004):

$$d = \frac{qL}{K_d \sin \beta} \quad (2)$$

where L is the length of run of the drainage layer, β is the slope angle for the drainage layer, and K_d is the saturated hydraulic conductivity of the drainage layer. Leakage rate from a single defect in the composite barrier (Q) was computed using the formulation in Giroud et al. (1997):

$$Q = C \left[1 + \frac{1}{10} \left(\frac{d}{t_g} \right)^{0.95} \right] a^{0.1} d^{0.9} K_s^{0.74} \quad (3)$$

where C is a contact factor, t_g is the thickness of the composite barrier (geomembrane and GCL), a is area of an average defect, and K_s is the saturated hydraulic conductivity of the GCL. Foose et al. (2001) have shown that Eq. 3 tends to over-estimate the leakage rate modestly, even when the lower bound for the contact factor (“good contact” condition, Giroud 1997) is used in analysis.

Percolation rate (p) from the composite barrier is computed by combining Eqs. 2 and 3 and considering the number of defects in the composite barrier per unit surface area (N):

$$p = NC \left[1 + \frac{1}{10} \left(\frac{qL}{t_g K_d \sin \beta} \right)^{0.95} \right] a^{0.1} \left(\frac{qL}{K_d \sin \beta} \right)^{0.9} K_s^{0.74} \quad (4)$$

3. MODEL INPUT

3.1 Meteorological Conditions

WinUNSAT-H requires daily precipitation, high and low air temperature, relative humidity, wind speed, and solar radiation as input. Meteorological data from Jones and Phifer (2008), supplemented with more recent on-site data, were used as input to WinUNSAT-H. The on-site data were obtained from monitoring point 700-A, which had the most complete data set for the entire range. Sparseness within the dataset was addressed using the methods described in Bareither et al. (2015). The combined data set spans from 1964 to 2016.

Annual precipitation in the record is shown vs. time in Fig. 3. Annual precipitation during the period 1964 to 2016 ranges from 724 to 1830 mm, with an average 1196 mm. Of the 53 years in the data set, 32 years (60.4%) fall at or below average cumulative precipitation, and 21 years (39.6%) have above average precipitation. Only three years exceed the 95th percentile (1650 mm): 1964, 1971, and 2003.

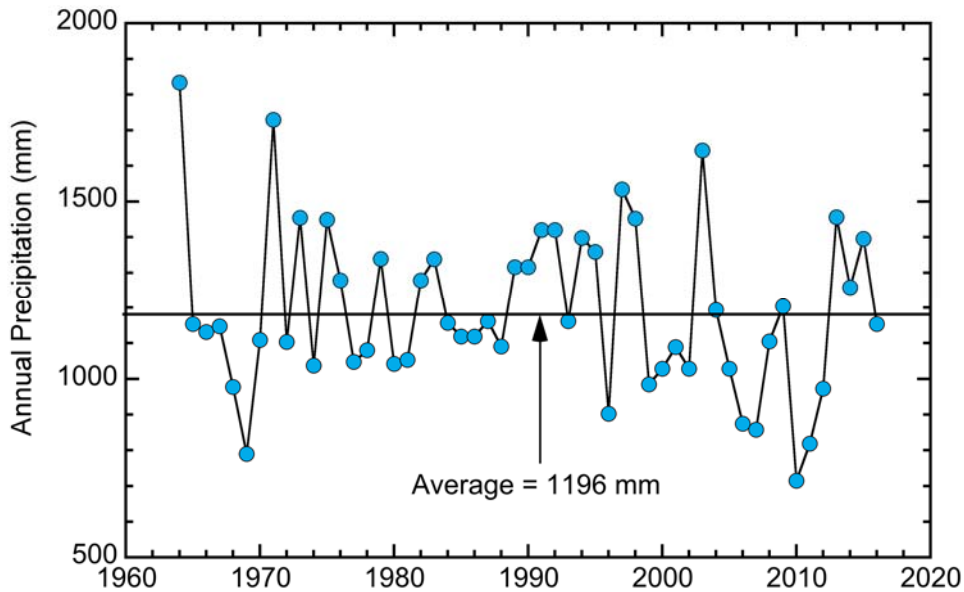


Fig. 3. Annual precipitation record from 1964 to 2016.

Three periods in the data set were selected for use in analysis: two “typical years” and the wettest 10-year period as described in Benson and Bareither (2012). Simulations conducted with the “typical years” represent expected conditions. Simulations conducted with the wettest 10-yr period represent an upper bound wetter state that could be realized under other conditions, such as a long-term climate change scenario with consistently higher level of precipitation. Walsh et al. (2014) indicate that an increase in annual precipitation on the order of 5 to 10% can be anticipated in the region near SRS. This increase in precipitation will also be accompanied by an increase in average temperature and a reduction in the frequency of sub-freezing conditions (Carter et al.

2014). Greater precipitation and higher temperatures promote additional biomass growth, longer growing seasons, and higher evapotranspiration (ET) (Allen et al. 1998). Elevated ET from these factors reduces deep percolation of water, but was not incorporated into the analysis. Thus, the elevated precipitation simulations represent a very wet long-term scenario.

The “typical years” were selected from the dataset following the approach in Benson and Bareither (2012) and Bareither et al. (2015) as years without highly unusual meteorological events that have annual precipitation close to the average annual precipitation (2002 with 1030 mm of precipitation and 2004 with 1191 mm of precipitation). Typical years are different from long-term average conditions because a typical year is an actual data set that exhibits natural variability, and is not affected by the smoothing inherent in long-term averages. The wettest 10-yr period was selected using a moving average and determining which 10-yr period has the highest average annual precipitation. The wettest 10-yr period is 1989-1998, which is shown in Fig. 4. During this period, the site received 13,300 mm of precipitation (1330 mm/yr, or 11.2% above average). Annual precipitation was above the long-term average precipitation for 8 of the 10 yr of the wettest 10-yr period. The meteorological data sets are in the Appendix.

3.2 Vegetation

Vegetation on the cover was assumed to be natural perennial grass cover during the institutional control period (100 yr), as exists at other locations at SRS and at the adjacent Barnwell disposal facility. Ingress of pine has been postulated over the long term, and planting of bamboo at the end of the institutional control period has been proffered to preclude ingress of pine (Jones and Phifer 2008). Transpiration characteristics of both species are difficult to quantify and input into a variably saturated flow model. However, the abundance of above ground biomass and leaf area for both species relative to grass will transpire more than a grass cover because transpiration is proportional to leaf area (e.g., Chadwick et al. 1999). Thus, assuming grass cover

permits more water to become deep drainage that enters the lateral drainage layer than would occur with pine or bamboo cover (see subsequent discussion).

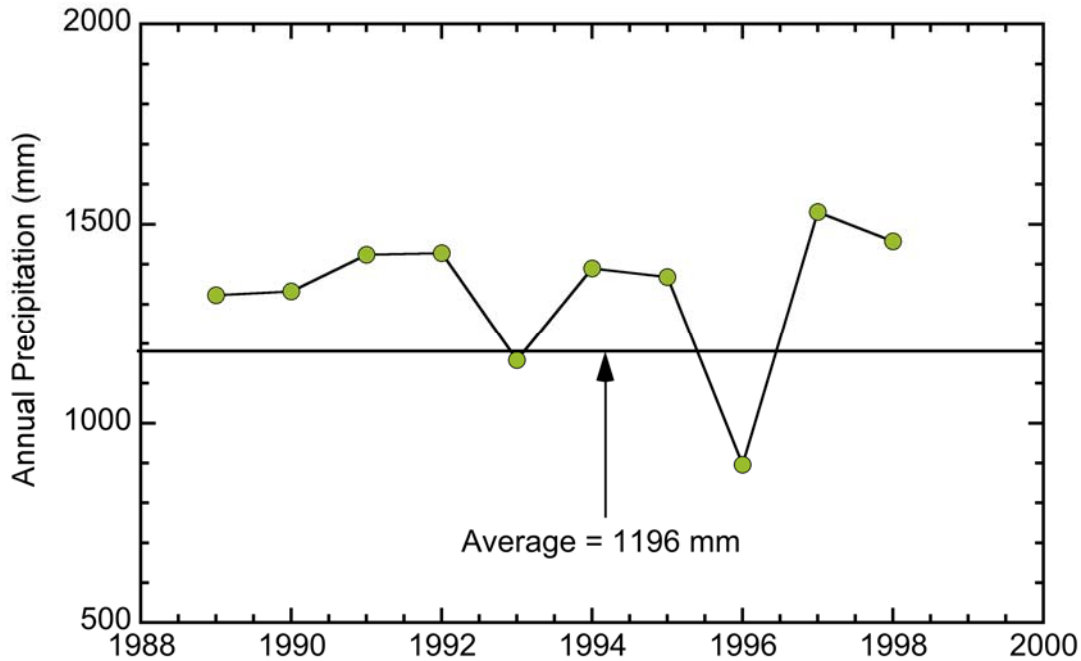


Fig. 4. Annual precipitation record for wettest 10-yr period.

Attributes of the natural perennial grass cover were characterized using data from field sites with natural grass cover in Atlanta, Georgia and Albany, Georgia. Both of these sites are in proximity to the Savannah River Site, and are associated with large-scale field tests to evaluate the hydrologic performance of covers for waste containment (Khire et al. 1997, Roesler et al. 2002, Albright et al. 2004, 2006, 2010, Apiwantragoon et al. 2014). The maximum root depth was set at the depth of the erosion barrier (Figs. 1, 2) and the root growth rate was set at 3 mm/d as recommended in Roesler et al. (2002). Root length densities (R_d) were described using the exponential function:

$$R = a e^{-zb} + c \quad (5)$$

where z is depth (m) and $a = 0.44$, $b = 8.0 \text{ m}^{-1}$, and $c = 0.055$ based on data in Khire et al. (1997) and Roesler et al. (2002). Start of the growing season was set at Julian day 45 and end of the growing season was set at Julian day 345 based on Khire et al. (1997) and Roesler et al. (2002). Coverage was assumed to be 75% based on information in Roesler et al. (2002). The wilting point was set at 1500 kPa, the limiting point at 100 kPa, and the anaerobiosis point at 5 kPa based on information in Khire et al. (1997) and Roesler et al. (2002). Leaf area index (LAI) was assigned the linear model shown in Fig. 5 following the method in Bohnhoff et al. (2009) using information from Khire et al. (1997) and Roesler et al. (2002). The peak LAI in Fig. 5 is 2.0, which is lower than would be expected with bamboo cover (Zhaoming et al. 2011) and similar to that expected for a pine cover (López-Serrano et al. 2000).

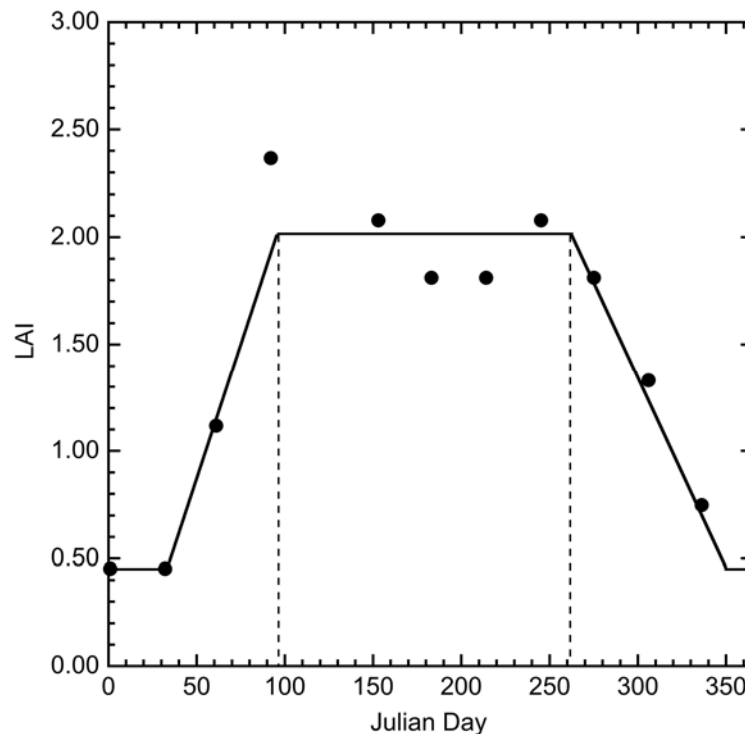


Fig. 5. Linear LAI function used as input to WinUNSAT-H.

3.3 Initial Conditions

Realistic initial conditions for the simulations were created by running a 5-yr simulation with WinUNSAT-H using the meteorological record for typical year 2002 as input for each year, assuming an initial matric head of 1000 kPa throughout the profile for the first day of the first year. Ending heads at the end of the 5-yr simulation were used as the initial conditions for the wettest 10-yr period. This approach provides a realistic initial condition that reflects hydrologic processes occurring within the cover profile. In this study, the end-of-year heads reached an equilibrium state after the third year of the 5-yr simulation.

3.4. Hydraulic Properties

WinUNSAT-H requires the saturated hydraulic conductivity (K_s), soil water characteristic curve (SWCC) parameters, and the pore interaction term in the unsaturated hydraulic conductivity function as input to describe the unsaturated and saturated hydraulic properties of the cover soils. The SWCC was assumed to follow the van Genuchten equation (van Genuchten 1980):

$$\theta = \theta_r + (\theta_s - \theta_r) \left[\frac{1}{1 + (\alpha\psi)^n} \right]^m \quad (6)$$

where θ is the volumetric water content, θ_s is the saturated volumetric water content, θ_r is the residual volumetric water content, α and n are shape parameters that describe the rate at which the water content changes with matric potential (ψ), and $m = 1 - n^{-1}$. The unsaturated hydraulic conductivity (K_θ) function was assumed to follow the van Genuchten-Mualem model:

$$K_\theta = K_s \Theta^\ell \left[1 - (1 - \Theta^{1/m})^m \right]^2 \quad (7)$$

where ℓ is the pore interaction term and Θ is the effective saturation:

$$\Theta = \frac{\theta - \theta_r}{\theta_s - \theta_r} \quad (8)$$

The pore interaction term in Eq. 7 was assumed to be -1.5 for all soils in the cover profile, which is in the range for fine-textured soils described in Bohnhoff et al. (2009), Albright et al. (2010), and Benson (2010) for modeling the hydrology of earthen covers. Examples of how α , n , and ℓ affect the shape of the SWCC, the unsaturated hydraulic conductivity function, and hydrologic predictions can be found in Bohnhoff et al. (2009) and Benson (2006, 2010).

3.4.1 Topsoil

The topsoil layer will be sourced on site and will generally be sandy loam to loamy sand. Properties of the top soil that were assumed are summarized in Table 1. They are the same properties originally used in Jones and Phifer (2008) and are consistent with those in Benson et al. (2007) for surface layers on covers that have undergone pedogenesis. As shown subsequently, the topsoil was sufficiently permeable to maintain runoff < 15% of the total annual water balance, as recommended by Albright et al. (2010) for hydrologic modeling of covers.

Table 1. Hydraulic properties of earthen layers in ECC.

Layer	Saturated Hydraulic Conductivity, K_s (m/s)	Saturated Volumetric Water Content θ_s (-)	α (1/kPa)	n (-)
Topsoil	3×10^{-5}	0.40	0.17	1.3
Upper Backfill	1×10^{-6}	0.40	0.02	1.3
Erosion Barrier	1×10^{-6}	0.15	0.02	1.3
Middle Backfill	1×10^{-6}	0.40	0.02	1.3

Note: residual water content, θ_r , set to zero for all soils.

3.4.2 Upper Backfill

The upper backfill layer will be comprised of clayey sands from borrow sources on-site and are similar to those encountered in nearby field studies of final covers reported in Khire et al. (1997), Albright et al. (2004, 2006), and Apiwantragoon et al. (2014). Properties assumed for the upper backfill layer are summarized in Table 1. The saturated hydraulic conductivity (K_s) and the van Genuchten α parameter are consistent with and near the upper bound of the NRC recommendations on hydraulic properties for earthen covers in NUREG CR-7028 (Benson et al. 2011). These properties are recommended in NUREG CR-7028 (Benson et al. 201) for simulating long-term naturalized conditions in performance assessments. They represent soils that have undergone pedogenesis and are in equilibrium with their surroundings.

3.4.3 Erosion Barrier

The erosion barrier will be comprised of angular stone sourced from a local quarry. The pore space in this layer will be infilled with sandy material, fine textured soil similar to the adjacent backfill layers, or grout. For this analysis, the infill was assumed to be fine-textured soil having the same properties as the upper and lower backfill layers, but with the saturated water content reduced to account for the porosity of the stone using the method in Bareither and Benson (2013). This assumption eliminates a capillary break between the upper backfill and the erosion barrier, which would retain water more closely at the surface. Of the infill options, fine-textured infill maximizes flow of water into the underlying lower backfill.

3.4.4 Middle Backfill

The middle backfill layer will be constructed of similar soil as the upper backfill layer and therefore was assumed to have the same hydraulic properties as the upper backfill layer. However, unlike the upper backfill, the thickness of the middle backfill layer varies along the slope

(Fig. 1). Layers below the middle backfill are sloped at 4%, whereas layers above the middle backfill layer have a slope of 1.5%.

3.4.5 Upper Lateral Drainage Layer

The drainage layer is expected to be a clean and relatively uniformly graded coarse sand. Water flowing downward in the middle backfill layer will enter the upper surface of the drainage layer, and then move laterally due to the presence of the geomembrane. The lateral drainage layer was not included in the WinUNSAT-H simulations, which eliminated any resistance to flow that might be afforded by the capillary break that will form between the fine-textured middle backfill layer and the coarse-grained drainage layer. Because this capillary break was not included, the drainage rate for the middle backfill layer predicted by WinUNSAT-H should be greater than the actual rate at which water would impinge on the drainage layer in the field.

The saturated hydraulic conductivity is the only engineering property of the drainage layer that affects the percolation rate computed with Eq. 4, in addition to geometric conditions (slope, drain length). For this study, the saturated hydraulic conductivity was assumed to be 5×10^{-4} m/s, 1×10^{-4} m/s, or 1×10^{-5} m/s depending on the condition being evaluated. This range of hydraulic conductivities is consistent with those assumed in Jones and Phifer (2008). However, the lower bound is unrealistic. Jones and Phifer (2008) assumed that the hydraulic conductivity of the drainage layer diminished over time from 5×10^{-4} to 1×10^{-5} m/s due to infilling of fines from the overlying backfill layer, a phenomenon that has not been observed during exhumation of modern final covers or in historic sites that are analogs.

The engineering design incorporates a geotextile filter between the upper surface of the drainage layer and the lower surface of the middle backfill layer. The geotextile is a nonwoven polymeric material buried at depth, which is shielded from ultraviolet radiation and in an environment where oxidation is highly constrained. The service life of the geotextile likely will be as long as the geomembrane (~2000 yr, see subsequent discussion), and certainly will be several

hundred years. However, even if the geotextile degraded completely, the filtration function would remain. A natural filter layer comprised of fine particles develops on the upper surface of a geotextile used for filtration. This natural filter layer prevents migration of fines in a layered system (Koerner 2005), and will continue to be effective even if the geotextile degraded and was no longer present.

Even without a geotextile, near-term and historic analogs illustrate that fine-over-coarse interfaces at depth are stable over very long periods of time. A near-term example is illustrated in NUREG CR-7028 (Benson et al. 2011) and is shown in Fig. 6. In this application, a layer of clean uniformly graded sand was placed 900 mm below ground surface (bgs) and overlain with a fine-textured surface layer used for water storage in a capillary barrier. The interface was exhumed 8 yr after construction. No evidence of fines migration was found during the exhumation. The sand layer remained clean and had the same appearance as observed during construction. This is expected in the low hydraulic gradient environment of a cover, especially in regions where deep freezing does not occur.

Historic analogs demonstrate that sharp fine-over-coarse interfaces exist over geological time periods. For example, Bjornstad and Teel (1993) examined fine-over-coarse layering at natural analog sites in Washington to evaluate the propensity for degradation of the fine-over-coarse interface in the Hanford Barrier. They observed distinct contrasts between layers that have persisted for more than 30,000 yr.

The Tu-Dun tombs constructed in the Jiangnan area of south-central China were created to preserve items buried alongside bodies by preventing deep percolation water near the base of burial mounds (Onitsuka et al. 2003). Jiangnan has a warm and temperate climate, with an average annual average temperature of 21 °C and an average annual precipitation of 1150 mm, which is similar to the climate at SRS (Jones and Phifer 2008). Exhumation of the burial mounds revealed alternating layers of low plasticity clay and fine sand (Fig. 7), the latter used to divert water to the perimeter of the burial mound. Even after 3000 yr, no ingress of fines in the sand was

observed (Onitsuka et al. 2003). Artifacts buried adjacent to the bodies were intact due to hydraulic isolation afforded by the layering.



Fig. 6. Near white uniformly graded sand layer used as capillary break in final cover near Omaha, Nebraska (from NUREG CR-7028). Dark layers are fine-textured clay layers used for water storage. Photo after 8 yr of service.




Fig. 7. Alternating soil layers in a burial mound constructed in China approximately 3000 years ago (from Onitsuka et al. 2003).

A Japanese burial mound approximately 2000 yr old in the northern Kyushu prefecture used alternating layers of clay and loam to protect burial jars at the base of a mound (Hudson and Barnes 1991). Kyushu has a humid subtropical climate with average precipitation ranging between 1800 and 2300 mm. Even in this very wet climate, which is substantially wetter than SRS, distinct layers without mixing were observed when the mound was exhumed (Fig. 8).

Each of these analogs, both near term and historic, indicates that fines migration did not occur, even in climates much wetter than at SRS (more water likely was flowing). The geotextile planned for the interface between the middle backfill layer and the drainage layer will develop a filtration layer that will further protect the drainage layer. Therefore, there is no reason to assume that the hydraulic conductivity of the drainage layer in the ECC will diminish over time.



Fig. 8. Alternating soil layers in a burial mound constructed in Japan approximately 2000 years ago (from Hudson and Barnes 1991).

3.4.6 Composite Barrier

The composite barrier layer consists of a high density polyethylene (HDPE) geomembrane over a geosynthetic clay liner (GCL) and is the primary barrier to percolation in the ECC. The geomembrane is impervious when intact. Even with extensive quality assurance, however, some defects in the geomembrane are inevitable and provide a point where water can flow through the

barrier. The GCL beneath the geomembrane provides resistance to flow at defects, controlling flow through the barrier system. In effect, the geomembrane and GCL work together as a system with the geomembrane controlling the area over which flow occurs and the GCL controlling the rate of flow in areas where geomembrane defects present. For this reason, the combination of a geomembrane and GCL is referred to as a composite barrier (Benson 2001). As indicated in Eq. 4, the number and size of defects in the geomembrane along with the saturated hydraulic conductivity of the GCL are the engineering properties of the barrier layer that affect the percolation rate.

For this study, the geomembrane was assumed to contain five circular defects per hectare, which is consistent with a high level of quality control (Giroud and Bonaparte 1989). Each defect was assumed to be 2 mm or 10 mm in diameter, depending on the analysis being conducted. A hole diameter of 10 mm is used in practice to size collection and monitoring systems for maximum flows, whereas 2 mm is recommended for predicting performance (Giroud and Bonaparte 1989). The number of defects was assumed to be constant for all simulations, as the most recent evidence indicates that the service life of HDPE geomembranes in low-level radioactive waste facilities is in excess of 1900 yr, even in environments where the waste to be contained would have activity higher than Class C standards (Tian et al. 2017, 2018).

The saturated hydraulic conductivity of the GCL was assumed to be 1×10^{-10} m/s (as recommended in NUREG CR-7028 for conditions without specific data) or 1×10^{-11} m/s (based on recent exhumations of GCLs in composite barriers at sites in humid climates). The recommendation in NUREG CR-7028 (Benson et al. 2011) assumed that monovalent cations on the surface of the GCL would gradually be replaced by polyvalent cations, and that this exchange process would result in an increase in hydraulic conductivity due to a reduction in bound water associated with osmotic hydration (Jo et al. 2004). Recent studies have shown, however, that GCLs hydrate and rapidly swell osmotically in humid climates, and that the water associated with this swelling process is strongly bound to the bentonite surface. Consequently, even if cation

exchange occurs, the hydraulic conductivity remains unchanged provided that the GCL does not dehydrate (Scalia and Benson 2011). Good contact was assumed between the GCL and geomembrane ($C=0.21$, Giroud 1997). The barrier thickness (t_g) was set at 10 mm, which is representative of a GCL thickness (geotextiles and bentonite) at the low stresses encountered in covers.

Recent studies by Benson et al. (2010) and Scalia et al. (2017) have illustrated that GCLs in humid climates maintain low hydraulic conductivity even with cation exchange. Benson et al. (2010) evaluated a cover in central Wisconsin and Scalia et al. (2017) evaluated the cover at the Barnwell disposal facility adjacent to SRS. In both cases, replacement of monovalent cations on the surface of the bentonite by divalent cations resulted in no loss of bound water or increase in hydraulic conductivity. The study by Scalia et al. (2017) is the most relevant to assessment of the ECC, being conducted adjacent to SRS and in a similar but thinner cover profile. Scalia et al. (2017) report that the hydraulic conductivity of the GCL exhumed from the Barnwell cover was consistently less than 1×10^{-11} m/s after 14 yr of service, even in regions where significant distortion of the GCL occurred due to differential settlement.

Jones and Phifer (2008) assumed that the hydraulic conductivity of the GCL would increase in response to penetration of tree roots if the surface of the cover ultimately was covered with pine or bamboo. Studies conducted since 2008 suggest this is not a reasonable scenario. Vegetation is opportunistic, seeking out sources of water that require the least amount of energy to extract. Roots accumulate in regions where water is more plentiful and readily extracted, and do not grow towards regions where water is less plentiful and more difficult to extract. For example, when covers are exhumed, roots are observed on the surface of textural contrasts where water accumulates (e.g., on the upper surface of fine-over-coarse arrangement of soil layers). The composite barrier, drainage layer, and overlying soils in the ECC promote accumulation of water above the composite barrier, and drying of soils below the composite barrier (Benson et al. 2011, Benson 2017). Thus, root systems accumulate above composite

barriers rather than below them. No root systems were observed below the composite barrier at any of the covers evaluated in NUREG CR-7028. Consequently, in this study, damage due to tree roots was not considered relevant when selecting the hydraulic conductivity of the GCL or the number of defects in the geomembrane.

4. PERFORMANCE PREDICTION

4.1 Effect of Middle Backfill Layer Thickness

A series of simulations were conducted with WinUNSAT-H using the hydraulic properties in Table 1 and the meteorological data for the typical years (2002, 2004) and for the wettest 10-yr period on the record (1989-1998). The simulation for the typical year was conducted using the same meteorological data set five years in a row, with the end of year heads from the previous year used as the initial condition for the subsequent year to create a realistic set of initial conditions. After three of the five years, the end of year heads and water balance quantities were essentially the same, indicating that a realistic set of initial conditions was obtained.

WinUNSAT-H is a one-dimensional model and cannot directly account for the two-dimensional geometry inherent in the ECC, particularly the varying thickness of the middle backfill layer, which ranges in thickness from 305 mm to 6280 mm. To evaluate the impact of varying thickness, simulations were conducted for eight different profiles that spanned the range of thickness of the middle backfill layer using the typical meteorological year as input. Annual percolation for each of those simulations is shown in Fig. 9. For the entire range of thicknesses considered, the annual percolation differs by less than 2%. Thus, all subsequent simulations were conducted with the middle backfill layer set at 305 mm thick.

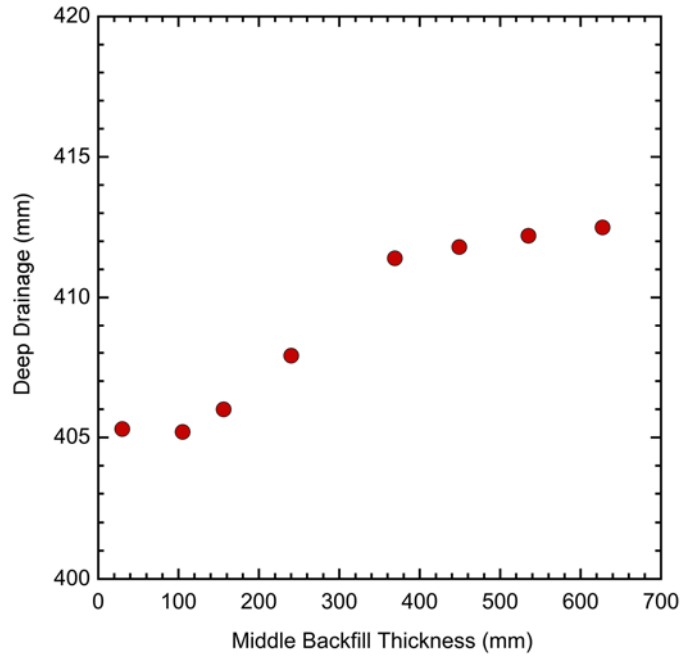


Fig. 9. Annual percolation for typical year meteorology vs. middle backfill layer thickness.

Thickness of the middle backfill layer is insignificant hydraulically because the erosion barrier acts as a choke in the cover profile, forcing water redistribution to occur almost exclusively in the upper backfill layer and the topsoil. The erosion barrier has the same saturated hydraulic conductivity as the upper and middle backfill layers, but has much lower porosity (Table 1). Consequently, the erosion barrier remains saturated or nearly saturated at all times, limiting the rate at which water can flow through the erosion barrier to the saturated hydraulic conductivity. As a result, little redistribution of water occurs in the middle backfill layer, and flow occurs through the erosion and middle backfill layers under nearly unit gradient conditions. This is illustrated in Fig. 10, which shows water content vs. node number (effectively depth) in the profile for a typical year (2002) and the wettest year in the record (1997) for four different times during the year (Julian day = 100, 200, 300, and 365). For both years, the water content profile is relatively uniform with depth and near saturation in the erosion barrier and the middle backfill layer. In contrast, a

significant variation in water content can occur with depth and time above the erosion barrier due to seasonal water redistribution caused by atmospheric forcing at the surface (e.g., see typical year profile in Fig. 10, 2002).

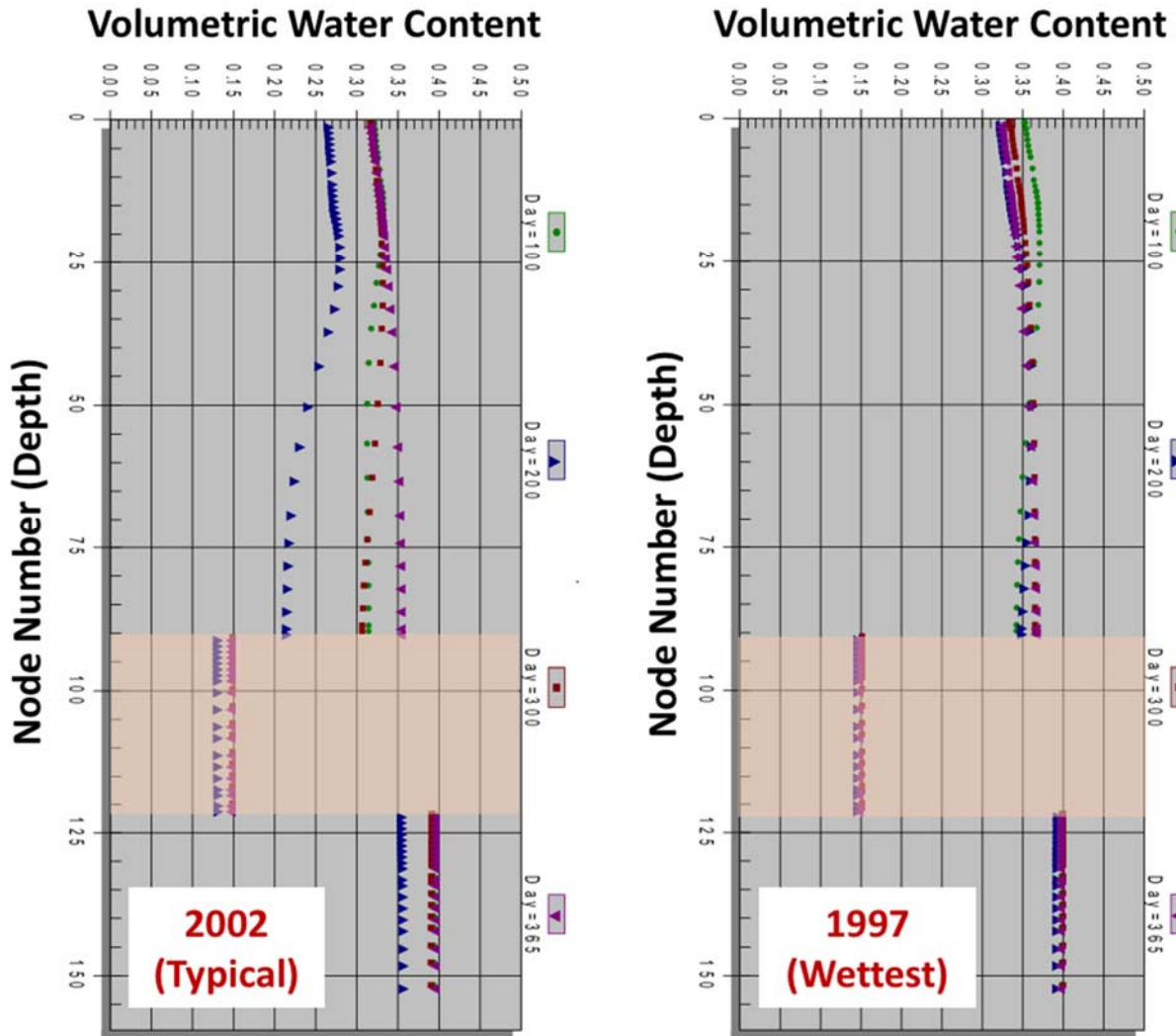


Fig. 10. Volumetric water contents vs. node number in model (depth) for simulations conducted with the typical year (2002) and the wettest year (1997) from the 10-yr wettest year record. Tan shaded area is erosion barrier. Node 0 at surface of cover. Day 100 data obscured by overlying points for node number > 90.

4.2 Water Balance Above the Drainage Layer

Water balance quantities for each of the simulation years are shown in Fig. 11. Runoff is the smallest fraction of the water balance, and evapotranspiration is the largest, which is expected for this climate and cover profile. For all years, runoff comprised no more than 15% of the annual water balance, indicating that the hydraulic properties of the top soil layer are reasonable (Albright et al. 2010).

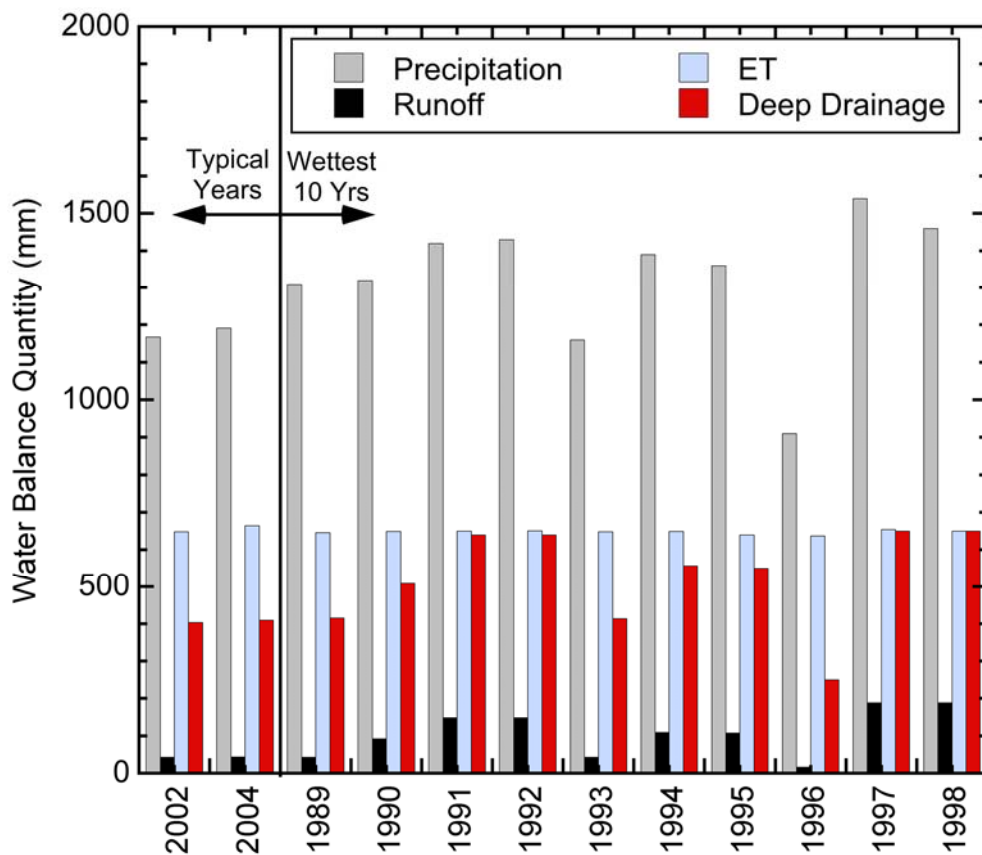


Fig. 11. Water balance above the drainage layer for typical year (2002) and wettest 10-yr period (1989-1998).

Deep annual drainage impinging on the drainage layer is shown vs. annual precipitation for each year of the simulation in Fig. 12. The graph in Fig. 12 also includes data from a large-scale drainage lysimeter in Albany, GA that had a cover profile resembling the layers above the

erosion barrier for the ECC (Albright et al. 2004, 2006). The Albany site is 360 km southwest of SRS, and has similar climate and soils.

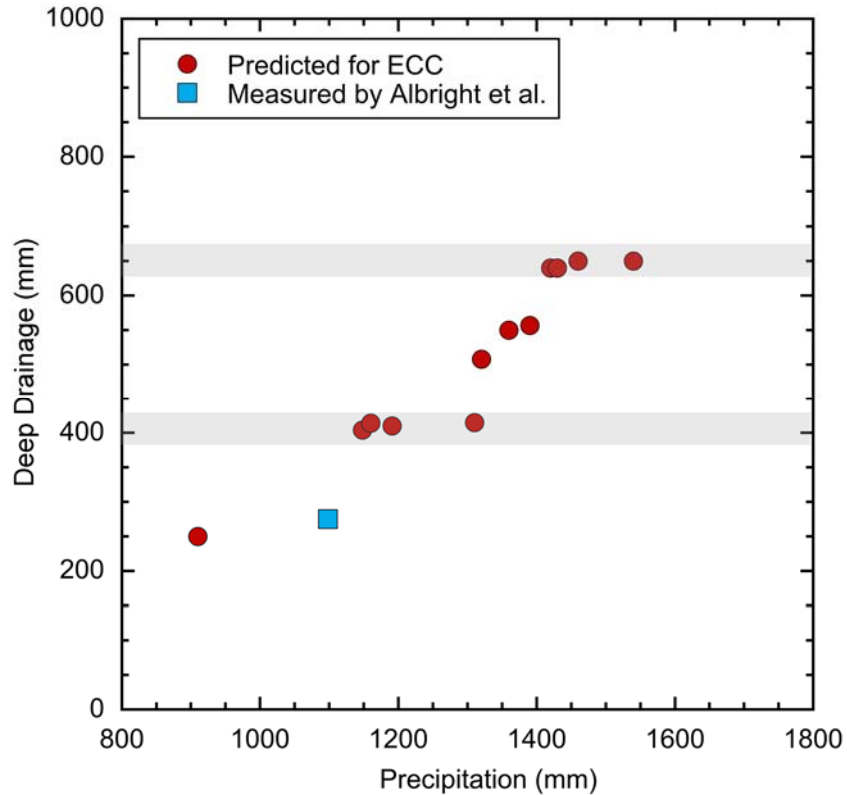


Fig. 12. Deep drainage (impingement) into the lateral drain vs. annual precipitation predicted for the ECC and measured by Albright et al. (2004, 2006) at a site in Albany, GA.

The annual percolation rate reported for the Albany site by Albright et al. (2004, 2006) is consistent with the percolation rates predicted with WinUNSAT-H, suggesting that the predictions for the ECC are reasonable. The relationship between percolation and precipitation also illustrates that the percolation rate levels off once the annual precipitation reaches approximately 1450 mm per year, apparently due to saturated hydraulic conductivity controlling the deep drainage through the profile. Percolation during the typical year is approximately two-thirds of the percolation in the wettest years. The leveling off at high annual precipitation rates suggests that impingement on the drainage layer becomes essentially constant at high precipitation rates, and that conditions

for the wettest years in the record provide a good representation of what might be realized under a potential climate change scenario where annual precipitation increases substantially.

4.3 Percolation Predictions

Predictions of percolation were made using Eq. 4 for impingement rates of 400 mm/yr and 650 mm/yr, representing long-term average conditions and an upper bound condition that might occur for sustained periods of high precipitation or a potential climate change scenario corresponding to much higher annual precipitation than occurs today. Computations were made for defect diameters of 2 and 10 mm, saturated hydraulic conductivities of the drainage layer of 1×10^{-5} , 1×10^{-4} , and 5×10^{-4} m/s, and the GCL having a hydraulic conductivity of 1×10^{-11} or 1×10^{-10} m/s. The matrix of predicted percolation rates is in Table 2. The percolation rates vary considerably from less than 1 mm/yr to more than 600 mm/yr, the latter being highly unrealistic and outside the range ever reported for a composite barrier system.

For long-term average climatic conditions, the percolation rate should be approximately 0.1 mm/yr until antioxidants are depleted in the geomembrane and oxidative degradation of the polymer begins (~2000 yr). Sometime after antioxidants are depleted, more defects will form in the geomembrane and the percolation rate will increase. This may be decades or centuries after the antioxidants are depleted given that the geomembrane is buried at depth with minimal access to oxidants and will be under minimal tensile stress due to the very mild slope of the ECC. A reasonable assumption is that existing defects will become larger over time, given that the surface near a defect probably has broken bonds that can be attacked more readily than a finished surface. This scenario can be assessed using predictions for larger (10 mm) defects, which cause the percolation rate to increase by a factor of approximately 1.5.

Table 2. Summary of percolation rates predicted for the ECC.

Impingement Rate (mm/yr)	Drainage Layer K_s (m/s)	Defect Diameter (mm)	Percolation Rate into Lower Backfill (mm/yr)	Comments
650	5×10^{-4}	10	0.4	Most realistic long-term upper bound
650	1×10^{-4}	10	8.6	Reasonable long-term upper bound
650	1×10^{-5}	10	> 600	Unrealistic, outside analysis
650	5×10^{-4}	2	0.3	Most realistic near to mid-term upper bound
650	1×10^{-4}	2	6.2	Reasonable mid-term upper bound
650	1×10^{-5}	2	> 435	Unrealistic, outside analysis
400	5×10^{-4}	10	0.2	Most realistic long-term
400	1×10^{-4}	10	3.5	Reasonable long-term
400	1×10^{-5}	10	244	Unrealistic, outside analysis
400	5×10^{-4}	2	0.1	Most realistic near to mid-term
400	1×10^{-4}	2	2.5	Reasonable mid-term
400	1×10^{-5}	2	177	Unrealistic, outside analysis
400	1×10^{-4}	10	19.7	Long-term with GCL at 1×10^{-10} m/s per NUREG CR-7028

These percolation rates are contingent on the drainage layer maintaining a hydraulic conductivity of at least 5×10^{-4} m/s, which is expected based on near-term field observations and analogs from historical sites. If for some reason the hydraulic conductivity of the drainage layer

does decrease modestly, an unlikely but not completely unreasonable scenario, the percolation rate could be as large as 2.5 mm/yr prior to antioxidants being depleted and 3.5 mm/yr after antioxidants are depleted for typical meteorological conditions. For the very wet condition corresponding to a long-term increase in annual precipitation due to potential climate change, the long-term percolation rate is predicted to be 6.2 mm/yr before antioxidants in the geomembrane are depleted and 8.6 mm/yr after antioxidants are depleted.

An unlikely scenario is a long-term (>2000 yr) condition with the saturated hydraulic conductivity of the drainage layer diminishing to 1×10^{-4} m/s, larger defects in the geomembrane, and the GCL becoming 10 times more permeable (i.e., using the GCL hydraulic conductivity suggested in NUREG CR-7028). For this case, the percolation rate can be estimated to be 19.7 mm/yr.

5. RECOMMENDATIONS

Percolation rates recommended for the performance assessment are summarized in Table 3 for long-term average climatic conditions and for very wet climatic conditions that might be encountered in response to potential climate change. The recommendations correspond to realistic and expected conditions and reasonable upper bound conditions.

The recommended percolation rates are compared to percolation rates recommended by Jones and Phifer (2008) in Fig. 13, which were predicted using the HELP model (Schroder et al. 1994). The recommended percolation rates are higher than those from Jones and Phifer (2008) during the first 100 yr, but are lower after 100 yr. At longer times, the percolation rates predicted in this study are substantially lower and more realistic than those in Jones and Phifer (2008).

Table 3. Summary of recommended percolation rates for the ECC for various scenarios.

Time Frame (yr)	Climate Condition	Drainage Layer Condition	Geomembrane State	Percolation Rate (mm/yr)	Comments
0-500	Long-term average	Realistic and expected	Antioxidants Present	0.1	Realistic & expected near term
500-2000	Long-term average	Realistic and expected	Antioxidants Present	0.1	Realistic & expected mid-term
>2000	Long-term average	Realistic and expected	Antioxidants Depleted	0.2	Realistic & expected long-term
500-2000	Long-term average	Modestly less permeable	Antioxidants Present	2.5	Reasonable upper bound mid-term
>2000	Long-term average	Modestly less permeable	Antioxidants Depleted	3.5	Reasonable upper bound long-term
>2000	Long-term average	Modestly less permeable	Antioxidants Depleted	19.7	Upper bound long-term with degraded GCL
0-500	Very wet/ climate change	Realistic and expected	Antioxidants Present	0.3	Realistic & expected near term
500-2000	Very wet/ climate change	Realistic and expected	Antioxidants Present	0.3	Realistic & expected mid-term
>2000	Very wet/ climate change	Realistic and expected	Antioxidants Depleted	0.4	Realistic & expected long-term
500-2000	Very wet/ climate change	Modestly less permeable	Antioxidants Present	6.2	Reasonable upper bound mid-term
>2000	Very wet/ climate change	Modestly less permeable	Antioxidants Depleted	8.6	Reasonable upper bound long-term

The most significant factor contributing to the differences in the predictions is the assumptions employed in this analysis relative to those employed in Jones and Phifer (2008). A

secondary but important factor is the more realistic simulation of hydrological dynamics above the drainage layer obtained using WinUNSAT-H and the more realistic analytical methods used to compute percolation from the composite liner based on the impingement rate predicted using WinUNSAT-H. HELP assumes a vertical unit gradient flow under unsaturated conditions with a decoupled atmospheric model to account for evapotranspiration, whereas WinUNSAT-H uses a rigorous formulation based on fundamental principles of mass conservation and thermodynamics. HELP also uses more approximate methods to compute flow through composite barriers than employed in this study.

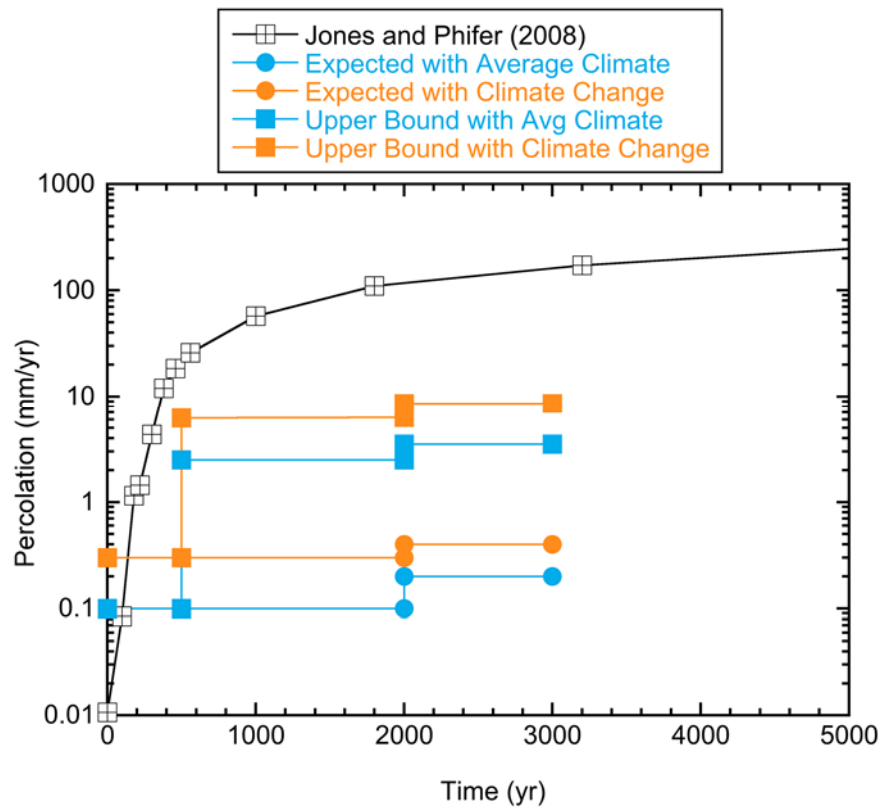


Fig. 13. Recommended percolation rates from this study and from Jones and Phifer (2008).

Jones and Phifer (2008) acknowledge that their predictions employed simplifying assumptions regarding the impact of fines migrating into the drainage layer, antioxidant depletion in the geomembrane and subsequent degradation phenomena, and cation exchange in the GCL.

Limited information was available in 2008 on these issues. In this study, each of these issues was addressed explicitly using the most recent information, much of which was generated since Jones and Phifer (2008) was published. Use of more realistic assumptions that are supported by scientific evidence resulted in a more realistic portrayal of conditions likely to occur in the ECC, and a more realistic set of percolation rates.

6. REFERENCES

- Albright, W., Benson, C., Gee, G., Roesler, A., Abichou, T., Apiwantragoon, P., Lyles, B., and Rock, S. (2004), Field Water Balance of Landfill Final Covers. *J. Environmental Quality*, 33(6), 2317-2332.
- Albright, W., Benson, C., Gee, G., Abichou, T., Tyler, S., Rock, S. (2006), Field Performance of a Compacted Clay Landfill Final Cover at A Humid Site, *J. Geotech. Geoenvironmental Eng.*, 132(11), 1393-1403.
- Albright, W., Benson, C., and Waugh, W. (2010), *Water Balance Covers for Waste Containment: Principles and Practice*, ASCE Press, Reston, VA, 158 p.
- Albright, W., Benson, C., and Apiwantragoon, P. (2012), Field Hydrology of Landfill Final Covers with Composite Barrier Layers, *J. Geotech. Geoenvironmental Eng.*, 139(1), 1-12.
- Allen, R., Pereira, L., Raes, D., and Smith, M. (1998). Crop Evapotranspiration-Guidelines for Computing Crop Water Requirements. FAO Irrigation and Drainage Paper 56, Food and Agricultural Organization of the United Nations, Rome.
- Apiwantragoon, P., Benson, C., and Albright, W. (2014), Field Hydrology of Water Balance Covers for Waste Containment, *J. Geotech. Geoenvironmental Eng.*, 04014101-1-20.
- Bareither, C. and Benson, C. (2013), Evaluation of Bouwer-Rice Large-Particle Correction Procedure for Soil Water Characteristic Curves, *Geotechnical Testing J.*, 36(5), 680-694.
- Bareither, C., Foley, J., and Benson, C. (2015), Using Surrogate Meteorological Data to Predict the Hydrology of a Water Balance Cover, *J. Environmental Engineering, Geotech. and Geoenvironmental Eng.*, 04015092-1-16.
- Benson, C. (2001), Waste Containment: Strategies and Performance, *Australian Geomechanics*, 36(4), 1-25.
- Benson, C. (2006), Numerical Modeling in Geoenvironmental Practice, *Geo-Strata*, Aug. 2006, 16-19.

- Benson, C., Sawangsuriya, A., Trzebiatowski, B., and Albright, W. (2007), Post-Construction Changes in the Hydraulic Properties of Water Balance Cover Soils, *J. Geotech. Geoenvironmental Eng.*, 133(4), 349-359.
- Benson, C. (2010), Predictions in Geoenvironmental Engineering: Recommendations for Reliable Predictive Modeling, *GeoFlorida 2010, Advances in Analysis, Modeling, and Design*, Geotechnical Special Publication No. 199, D. Fratta, A. Puppala, and B. Muhunthan, eds., ASCE, Reston, VA, 1-13.
- Benson, C., Kucukkirca, I., and Scalia, J. (2010), Properties of Geosynthetics Exhumed from the Final Cover at a Solid Waste Landfill, *J. Geotextiles and Geomembranes*, 28, 536-546.
- Benson, C., Albright, W., Fratta, D., Tinjum, J., Kucukkirca, E., Lee, S., Scalia, J., Schlicht, P., and Wang, X. (2011), Engineered Covers for Waste Containment: Changes in Engineering Properties & Implications for Long-Term Performance Assessment, NUREG CR-7028, Office of Research, US Nuclear Regulatory Commission, Washington, DC.
- Benson, C. and Bareither, C. (2012), Designing Water Balance Covers for Sustainable Waste Containment: Transitioning State-of-the-Art to State-of-the-Practice, *State of the Art and Practice in Geotechnical Engineering, Keynote Lectures from GeoCongress 2012, GSP No. 226*, K. Rollins and D. Zekkos, eds., ASCE, Reston VA, 1-32.
- Benson, C. (2017), Field Hydrology of the Simple 1 And GCLL Final Cover Test Sections For The East Overburden Pit and the North Pit, Blackfoot Bridge Mine, Annual Report For Calendar Year 2016, Report No. WGL-17-23, Wisconsin Geotechnical Laboratory, Middleton, WI.
- Bjornstad, B. and Teel, S. (1993), Natural Analog Study of Engineered Protective Barriers at the Hanford Site, PNL-8840, Pacific Northwest Laboratory, Richland, WA.
- Bohnhoff, G., Ogorzalek, A., Benson, C., Shackelford, C., and Apiwantragoon, P. (2009), Field Data and Water-Balance Predictions for a Monolithic Cover in a Semiarid Climate, *J. Geotech. Geoenvironmental Eng.*, 135(3), 333-348.
- Chadwick, D., Ankeny, M., Greer, L., Mackey, C., and McClain, M. (1999), Field Test of Potential RCRA-Equivalent Covers at the Rocky Mountain Arsenal, *Proc. SWANA 4th Annual Landfill Symp.*, SWANA Publication No. GR-LM-0004, Silver Spring, MD, 12-33.
- Carter, L., Jones, J., Berry, L., Burkett, V., Murley, J., Obeysekera, J., Schramm, P., and D. Wear, D. (2014), Ch. 17: Southeast and the Caribbean. *Climate Change Impacts in the United States: The Third National Climate Assessment*, J. M. Melillo, Terese (T.C.) Richmond, and G. W. Yohe, Eds., U.S. Global Change Research Program, 396-417.
- Doorenbos, J. and Pruitt, W. (1977), Guidelines for Predicting Crop Agriculture Requirements. *FAO Irrigation Paper No. 24, 2nd Edition*, Food and Agricultural Organization of the United Nations, Rome, Italy.
- Fayer, M., Rockhold, M., and Campbell, M. (1992), Hydrologic Modeling of Protective Barriers: Comparison of Field Data and Simulation Results, *Soil Sci. Soc. of Am. J.*, 56, 690-700.

- Fayer, M. and Gee, G. (1997), Hydrologic Model Tests for Landfill Covers Using Field Data, *Proc. Landfill Capping in the Semi-Arid West: Problems, Perspectives, and Solutions*, Environmental Science and Research Foundation, Idaho Falls, ID, 53-68.
- Fayer, M. (2000), UNSAT-H Version 3.0: Unsaturated Soil Water and Heat Flow Model - Theory, User Manual, and Examples. PNNL-13249, Pacific Northwest Laboratories, Richland, WA, USA.
- Feddes, R., and Zaradny, H. (1978), Model for Simulating Soil Water Content Considering Evapotranspiration, *J. Hydrology*, 37, 393-397.
- Foose, G., Benson, C., and Edil, T. (2001), Predicting Leakage Through Composite Landfill Liners, *J. Geotech. and Geoenviron. Eng.*, 127(6), 510-520.
- Giroud, J. and Bonaparte, R. (1989), Leakage Through Liners Constructed with Geomembranes – Part I. Geomembrane Liners, *J. Geotextiles and Geomembranes*, 8, 27-67.
- Giroud, J., Zhao, A., Tomlinson, H., and Zornberg, J. (2004), Liquid Flow Equations for Drainage Systems Composed of Two Layers Including a Geocomposite, *Geosynthetics International*, 11(1) 43-58.
- Giroud, J. (1997), Equations for Calculating the Rate of Liquid Migration Through Composite Liners due to Geomembrane Defects, *Geosynthetics International*, 4(3-4) 335-348.
- Hudson, M. and Barnes, G. (1991), Yoshinogari: A Yayoi Settlement in Northern Kyushu, *Monumenta Nipponica*, 46(2), 211-235.
- Jo, H., Benson, C., and Edil, T. (2004), Hydraulic Conductivity and Cation Exchange in Non-Prehydrated and Prehydrated Bentonite Permeated with Weak Inorganic Salt Solutions, *Clays and Clay Minerals*, 52(6), 661-679.
- Jones, W. and Phifer, M. (2008), Saltstone Disposal Facility Closure Cap Concept and Infiltration Estimates, WSRC-STI-2008-00244, Savannah River National Laboratory, Aiken, SC.
- Khire, M., Benson, C., and Bosscher, P. (1997), Water Balance Modeling of Earthen Final Covers, *J. Geotech. Geoenvironmental Eng.*, 123(8), 744-754.
- Khire, M., Benson, C., and Bosscher, P. (1999), Field Data from a Capillary Barrier in a Semi-Arid Climate and Model Predictions with UNSAT-H, *J. Geotech. Geoenvironmental Eng.*, 125(6), 518-528.
- Koerner, R. (2005), *Designing with Geosynthetics*, Pearson Prentice Hall, Upper Saddle River, NJ.
- López-Serrano, F., Landete-Castillejos, T., Martínez-Millán, T., and Cerro-Barja, A. (2000), LAI Estimation of Natural Pine Forest using a Non-Standard Sampling Technique, *Agricultural and Forest Meteorology*, 101, 95–111.
- Ogorzalek, A., Bohnhoff, G., Shackelford, C., Benson, C., and Apiwantragoon, P. (2008), Comparison of Field Data and Water-Balance Predictions for a Capillary Barrier Cover. *J. Geotech. and Geoenvironmental Eng.*, 134(4), 470-486.

- Onitsuka, K., Lu, J., Tang, X., Hara, Y., and Kai, D. (2003), Geotechnical Characteristics And Construction Methods Of Voshinogari Fun-Kyu Tomb In Japan And Tu-Dun Tombs In China. *J. Geotech. Engr.*, (736), 1-17.
- Roesler, A., Benson, C., and Albright, W. (2002), Field Hydrology and Model Predictions for Final Covers in the Alternative Assessment Program. Geo Engineering Report No. 02-08, University of Wisconsin-Madison.
- Scalia, J. and Benson, C. (2011), Hydraulic Conductivity of Geosynthetic Clay Liners Exhumed from Landfill Final Covers with Composite Barriers, *J. Geotech. Geoenvironmental Eng.*, 137(1), 1-13.
- Scalia, J., Benson, C., Albright, W., Smith, B., and Wang, X. (2017), Properties of Barrier Components in a Composite Cover after 14 Years of Service and Differential Settlement, *J. Geotech. and Geoenvironmental Eng.*, 04017055-1-11.
- Scanlon, B., Christman, M., Reedy, R., Porro, I., Šimůnek, J., and Flerchinger, G. (2002), Intercode Comparisons for Simulating Water Balance of Surficial Sediments in Semiarid Regions, *Water Resources Research*, 38(12), 59-1 - 59-16.
- Schroeder, P. R., Dozier, T.S., Zappi, P. A., McEnroe, B. M., Sjostrom, J. W., and Peyton, R. L. (1994), "The Hydrologic Evaluation of Landfill Performance (HELP) Model: Engineering Documentation for Version 3," EPA/600/R-94/168b, September 1994, U.S. Environmental Protection Agency Office of Research and Development, Washington, DC.
- Tian, K., Benson, C., and Likos, W. (2016), Hydraulic Conductivity of Geosynthetic Clay Liners to Low-Level Radioactive Waste Leachate, *J. Geotech. and Geoenvironmental Eng.*, 04016037, 1-12.
- Tian, K., Benson, C., Tinjum, J. and Edil, T. (2017), Antioxidant Depletion and Service Life Prediction for HDPE Geomembranes Exposed to Low-Level Radioactive Waste Leachate, *J. Geotech. Geoenvironmental Eng.*, 04017011-1-11.
- Tian, K. and Benson, C. (2018), Radiation Dose and Antioxidant Depletion in HDPE Geomembranes, *J. Geotextiles and Geomembranes*, in press.
- van Genuchten, M. (1980), A Closed-form Equation for Predicting the Hydraulic Conductivity of Unsaturated Soils. *Soil Science Society of America Journal*, 44(5), 892-895.
- Walsh, J., Wuebbles, D., Hayhoe, K., Kossin, J., Kunkel, K., Stephens, G., Thorne, P., Vose, R., Wehner, M., Willis, J., Anderson, D., Doney, S., Feely, R., Hennon, P., Kharin, V., Knutson, T., Landerer, F., Lenton, T., Kennedy, J., and R. Somerville, R. (2014). Ch. 2: Our Changing Climate. *Climate Change Impacts in the United States: The Third National Climate Assessment*, J. M. Melillo, Terese (T.C.) Richmond, and G. W. Yohe, Eds., U.S. Global Change Research Program, 19-67.
- Zhaoming, Z., Guojin H., Wang, X., and Jiang, H. (2011), Leaf Area Index Estimation of Bamboo Forest in Fujian Province Based on IRS P6 LISS 3 Imagery, *International Journal of Remote Sensing*, 32(19), 5365-5379.

APPENDIX

2002 - Typical Year Met Boundary Conditions

Soil Surface Albedo 0.23
 Altitude of site (ft) 257
 Height of wind speed measurement (ft) 6.56
 Average annual atmospheric pressure (mb) 1000

Date	Day of Year	T _{max} (F)	T _{min} (F)	Td (F)	Solar Rad (Lang/day)	Wind speed (mph)	Cloud Cover	Rainfall (in)
1/1/02	1	48.1	26.2	21.9	159.4	3.3	0	0.0
1/2/02	2	39.9	28.7	20.5	20.2	5.4	0	0.6
1/3/02	3	31.8	28.5	28.5	48.2	0.5	0	0.3
1/4/02	4	38.2	19.0	27.2	172.9	0.9	0	0.0
1/5/02	5	48.7	20.4	25.5	162.7	1.6	0	0.0
1/6/02	6	56.3	32.2	37.1	41.6	6.9	0	0.4
1/7/02	7	44.0	35.1	30.1	86.0	7.3	0	0.0
1/8/02	8	46.8	20.9	23.4	185.0	4.3	0	0.0
1/9/02	9	61.4	26.7	25.9	172.9	4.2	0	0.0
1/10/02	10	67.4	42.2	36.4	156.9	5.2	0	0.0
1/11/02	11	66.7	47.1	48.3	71.9	5.0	0	0.0
1/12/02	12	58.3	32.9	38.1	85.8	3.0	0	0.6
1/13/02	13	58.2	32.2	37.0	180.9	4.8	0	0.5
1/14/02	14	48.7	32.8	37.7	27.6	2.2	0	0.1
1/15/02	15	62.3	38.3	38.7	172.9	4.3	0	0.0
1/16/02	16	56.9	30.4	29.0	176.1	4.0	0	0.0
1/17/02	17	63.4	30.3	33.4	165.1	2.8	0	0.0
1/18/02	18	63.7	39.8	39.6	82.8	2.5	0	0.0
1/19/02	19	74.0	43.9	45.9	105.0	7.0	0	0.1
1/20/02	20	55.1	37.7	41.3	175.7	4.6	0	0.3
1/21/02	21	62.1	38.7	44.4	79.1	4.2	0	0.1
1/22/02	22	62.5	32.4	34.9	190.2	3.5	0	0.0
1/23/02	23	67.3	48.0	46.0	70.2	2.9	0	0.0
1/24/02	24	75.4	52.0	56.5	141.3	5.0	0	0.0
1/25/02	25	69.7	51.5	51.9	87.4	5.1	0	0.2
1/26/02	26	61.6	37.2	29.2	157.7	3.7	0	0.0
1/27/02	27	70.1	37.9	40.3	158.5	2.1	0	0.0
1/28/02	28	72.0	49.3	46.5	119.8	2.4	0	0.0
1/29/02	29	78.0	46.7	51.1	186.6	2.7	0	0.0
1/30/02	30	79.0	53.1	57.2	164.8	2.9	0	0.0
1/31/02	31	78.9	62.5	60.7	128.4	3.8	0	0.0
2/1/02	32	77.9	62.3	60.3	143.0	5.7	0	0.0
2/2/02	33	67.3	45.1	36.4	213.2	6.3	0	0.0
2/3/02	34	52.7	35.8	33.9	66.8	2.7	0	0.0
2/4/02	35	54.7	35.5	30.7	215.6	9.3	0	0.0
2/5/02	36	47.1	26.8	10.9	122.1	4.0	0	0.0
2/6/02	37	40.6	33.8	31.2	18.5	3.9	0	0.8
2/7/02	38	44.7	39.8	42.4	27.9	5.1	0	1.5

2/8/02	39	61.7	32.6	35.6	223.6	4.6	0	0.0
2/9/02	40	68.1	30.8	37.8	204.6	2.6	0	0.0
2/10/02	41	69.1	49.4	50.4	145.6	4.2	0	0.0
2/11/02	42	60.7	44.7	38.7	227.2	6.6	0	0.0
2/12/02	43	60.7	32.6	31.5	224.6	3.7	0	0.0
2/13/02	44	56.6	33.5	31.1	88.5	2.4	0	0.0
2/14/02	45	60.2	34.8	32.6	226.5	3.7	0	0.0
2/15/02	46	58.1	34.1	32.6	103.0	2.9	0	0.0
2/16/02	47	68.2	39.7	37.1	208.9	3.5	0	0.0
2/17/02	48	59.7	39.2	23.9	247.1	8.0	0	0.0
2/18/02	49	58.3	24.6	19.5	251.3	3.3	0	0.0
2/19/02	50	64.6	26.9	29.7	217.3	3.1	0	0.0
2/20/02	51	71.2	49.4	48.1	109.1	5.2	0	0.1
2/21/02	52	70.1	53.5	48.4	194.7	5.9	0	0.0
2/22/02	53	68.5	41.0	39.4	166.5	2.3	0	0.0
2/23/02	54	55.2	45.8	35.1	86.9	4.7	0	0.0
2/24/02	55	61.8	33.8	31.7	260.0	3.4	0	0.0
2/25/02	56	67.8	29.8	30.9	262.9	2.7	0	0.0
2/26/02	57	69.9	46.0	45.0	196.1	5.1	0	0.0
2/27/02	58	62.8	28.3	16.9	263.1	13.0	0	0.0
2/28/02	59	47.4	15.4	12.5	275.1	4.2	0	0.0
3/1/02	60	58.4	19.2	16.1	266.3	3.8	0	0.0
3/2/02	61	66.1	43.6	43.4	30.2	7.2	0	1.2
3/3/02	62	65.9	49.6	56.8	62.7	6.4	0	0.2
3/4/02	63	49.5	28.8	20.1	203.4	11.0	0	0.0
3/5/02	64	53.8	21.0	16.2	282.8	3.5	0	0.0
3/6/02	65	64.3	27.5	27.4	285.6	2.9	0	0.0
3/7/02	66	71.2	35.4	37.2	264.5	2.7	0	0.0
3/8/02	67	74.0	43.0	46.6	200.8	3.9	0	0.0
3/9/02	68	80.3	56.8	55.7	197.6	4.6	0	0.0
3/10/02	69	68.6	47.2	44.3	292.0	6.1	0	0.3
3/11/02	70	63.4	39.3	23.4	253.7	4.6	0	0.0
3/12/02	71	68.2	47.9	47.4	69.1	4.1	0	0.3
3/13/02	72	65.4	50.7	56.0	78.5	5.0	0	1.0
3/14/02	73	77.0	43.6	52.0	274.6	2.5	0	0.0
3/15/02	74	78.5	52.3	53.5	257.2	3.7	0	0.0
3/16/02	75	80.4	53.7	56.6	169.0	3.8	0	0.0
3/17/02	76	85.0	59.7	61.1	201.6	3.2	0	0.0
3/18/02	77	76.2	58.2	59.0	177.8	3.6	0	0.0
3/19/02	78	79.9	59.1	55.5	160.9	5.5	0	0.0
3/20/02	79	83.4	59.6	58.0	202.8	6.2	0	0.0
3/21/02	80	75.4	58.4	56.8	105.1	4.8	0	0.7
3/22/02	81	58.2	41.8	32.5	313.8	6.4	0	0.0
3/23/02	82	63.5	30.1	27.4	319.8	3.0	0	0.0
3/24/02	83	74.8	36.4	36.0	307.7	3.3	0	0.0

3/25/02	84	79.6	51.9	51.3	236.7	4.1	0	0.0
3/26/02	85	81.5	59.6	58.1	163.1	4.8	0	0.4
3/27/02	86	71.1	51.2	53.5	298.1	5.8	0	0.0
3/28/02	87	69.1	45.8	42.5	225.0	3.8	0	0.0
3/29/02	88	79.0	53.9	51.6	256.2	3.7	0	0.0
3/30/02	89	73.8	58.1	55.8	118.9	4.3	0	0.3
3/31/02	90	84.1	60.9	59.4	180.4	5.0	0	0.0
4/1/02	91	74.4	57.6	54.1	269.0	4.1	0	0.1
4/2/02	92	80.2	52.2	51.3	307.4	3.4	0	0.0
4/3/02	93	85.2	60.8	57.1	272.9	4.7	0	0.0
4/4/02	94	78.2	51.0	43.5	300.4	6.1	0	0.0
4/5/02	95	67.6	41.6	38.3	330.9	3.7	0	0.0
4/6/02	96	67.0	46.4	31.4	339.8	4.6	0	0.0
4/7/02	97	71.0	42.3	34.5	323.2	5.8	0	0.0
4/8/02	98	76.7	50.0	47.5	254.5	6.6	0	0.0
4/9/02	99	80.9	58.9	55.8	213.1	5.8	0	0.0
4/10/02	100	71.0	62.3	63.0	100.3	3.0	0	1.4
4/11/02	101	73.2	59.8	59.0	144.6	4.4	0	0.0
4/12/02	102	74.2	62.5	60.5	121.5	4.4	0	0.5
4/13/02	103	75.8	61.2	61.9	188.7	3.5	0	0.2
4/14/02	104	81.7	59.3	59.1	294.0	3.4	0	0.0
4/15/02	105	83.6	62.4	60.8	321.8	3.7	0	0.0
4/16/02	106	85.3	60.9	62.0	279.5	3.0	0	0.0
4/17/02	107	87.0	61.8	62.4	276.1	3.2	0	0.0
4/18/02	108	89.5	63.1	63.5	266.2	3.1	0	0.4
4/19/02	109	90.1	64.6	62.6	327.4	3.5	0	0.0
4/20/02	110	91.1	66.8	62.2	312.2	4.2	0	0.0
4/21/02	111	90.1	64.5	62.1	318.2	4.6	0	0.0
4/22/02	112	86.0	68.0	57.5	302.4	7.6	0	0.0
4/23/02	113	78.4	53.3	40.9	358.5	5.2	0	0.0
4/24/02	114	81.3	52.2	49.7	312.6	3.8	0	0.0
4/25/02	115	81.4	64.6	59.1	278.5	6.7	0	0.2
4/26/02	116	74.7	55.3	42.1	329.9	5.5	0	0.0
4/27/02	117	66.1	55.7	51.2	60.5	3.4	0	0.0
4/28/02	118	85.9	61.8	62.1	298.3	6.1	0	0.0
4/29/02	119	88.7	73.1	55.4	370.2	9.0	0	0.0
4/30/02	120	77.4	51.9	45.7	144.4	3.9	0	0.0
5/1/02	121	82.2	61.0	61.8	181.0	3.8	0	0.1
5/2/02	122	89.8	67.9	64.7	339.4	6.9	0	0.0
5/3/02	123	87.4	68.6	65.2	214.9	4.8	0	0.3
5/4/02	124	68.5	59.4	60.7	68.8	4.4	0	0.1
5/5/02	125	72.0	54.7	54.0	254.1	4.5	0	0.1
5/6/02	126	79.5	52.1	53.6	346.5	3.0	0	0.0
5/7/02	127	85.9	62.5	62.4	267.2	3.6	0	0.0
5/8/02	128	91.5	65.0	64.5	318.8	4.0	0	0.0

5/9/02	129	91.6	65.7	63.9	303.0	4.7	0	0.0
5/10/02	130	93.1	63.9	62.0	333.1	3.1	0	0.0
5/11/02	131	88.5	69.2	66.1	263.2	4.6	0	0.0
5/12/02	132	89.5	69.0	64.8	304.4	4.2	0	0.0
5/13/02	133	90.0	68.9	63.7	301.9	6.9	0	0.0
5/14/02	134	75.6	53.8	50.1	398.3	7.3	0	0.5
5/15/02	135	79.5	52.5	44.3	20.9	2.5	0	0.0
5/16/02	136	84.0	50.7	50.5	34.8	3.4	0	0.0
5/17/02	137	88.7	59.0	59.1	96.7	5.2	0	0.0
5/18/02	138	81.2	59.4	66.2	60.9	5.9	0	0.6
5/19/02	139	64.7	51.4	40.7	289.5	7.3	0	0.0
5/20/02	140	67.9	43.8	40.2	336.6	3.7	0	0.0
5/21/02	141	70.9	45.8	42.4	270.2	3.0	0	0.0
5/22/02	142	69.5	48.1	40.1	394.3	6.3	0	0.0
5/23/02	143	77.9	47.4	41.3	395.9	3.8	0	0.0
5/24/02	144	85.4	49.4	47.9	392.6	3.5	0	0.0
5/25/02	145	88.9	53.4	50.7	378.7	3.0	0	0.0
5/26/02	146	88.9	60.9	58.2	330.1	4.1	0	0.0
5/27/02	147	86.7	60.3	56.2	389.9	4.5	0	0.0
5/28/02	148	86.3	63.1	59.5	325.8	5.1	0	0.0
5/29/02	149	86.0	63.5	61.1	289.2	5.1	0	0.0
5/30/02	150	86.5	67.5	65.2	219.7	4.9	0	0.0
5/31/02	151	87.9	65.5	65.8	251.9	3.2	0	0.3
6/1/02	152	94.7	63.4	63.6	372.2	4.4	0	0.0
6/2/02	153	97.7	68.0	65.0	376.4	4.2	0	0.0
6/3/02	154	100.0	69.8	65.7	288.6	3.5	0	0.0
6/4/02	155	92.6	70.7	69.9	263.0	5.0	0	0.1
6/5/02	156	93.8	71.1	66.7	351.1	4.9	0	0.0
6/6/02	157	91.2	70.3	68.6	229.6	4.4	0	0.0
6/7/02	158	87.9	69.9	68.9	262.0	4.5	0	0.0
6/8/02	159	82.2	65.6	58.6	379.3	7.2	0	0.0
6/9/02	160	87.1	56.3	54.8	373.6	4.4	0	0.0
6/10/02	161	91.3	58.6	51.4	258.8	3.9	0	0.0
6/11/02	162	92.2	62.3	57.3	383.1	4.1	0	0.0
6/12/02	163	95.3	65.8	62.4	371.0	4.0	0	0.0
6/13/02	164	97.6	69.4	62.2	350.2	4.2	0	0.0
6/14/02	165	91.3	70.9	64.9	253.9	5.8	0	0.3
6/15/02	166	85.6	64.7	59.8	384.3	7.0	0	0.4
6/16/02	167	87.4	57.5	53.6	370.0	4.6	0	0.0
6/17/02	168	86.9	66.5	54.6	222.7	2.7	0	0.0
6/18/02	169	82.7	67.3	61.0	88.9	2.2	0	0.7
6/19/02	170	87.0	66.6	64.7	260.3	3.5	0	0.0
6/20/02	171	83.7	66.4	63.8	262.8	6.2	0	0.0
6/21/02	172	83.6	67.8	62.7	229.8	7.3	0	0.0
6/22/02	173	76.2	69.4	64.5	96.3	6.7	0	0.0

6/23/02	174	82.0	70.6	67.6	148.8	4.3	0	0.1
6/24/02	175	81.7	69.5	67.9	221.7	3.9	0	0.1
6/25/02	176	89.3	72.2	70.5	194.5	4.0	0	0.3
6/26/02	177	87.8	71.0	68.8	242.3	3.4	0	0.0
6/27/02	178	90.1	72.3	68.8	321.3	4.6	0	0.0
6/28/02	179	87.4	69.1	65.6	244.8	5.1	0	0.0
6/29/02	180	89.6	74.0	66.8	271.6	4.4	0	0.0
6/30/02	181	91.0	69.2	68.0	211.5	2.8	0	0.4
7/1/02	182	90.0	70.7	68.4	276.3	3.1	0	0.0
7/2/02	183	91.8	69.4	67.5	274.8	3.5	0	0.0
7/3/02	184	88.7	67.1	68.5	310.6	4.1	0	3.0
7/4/02	185	90.9	67.8	67.1	328.5	2.7	0	0.0
7/5/02	186	95.7	70.2	68.5	315.5	2.3	0	0.0
7/6/02	187	95.6	74.7	69.0	319.5	3.7	0	0.0
7/7/02	188	89.2	74.0	68.5	245.0	5.6	0	0.0
7/8/02	189	90.1	64.4	61.4	365.0	4.0	0	0.0
7/9/02	190	92.6	70.9	68.2	355.9	3.9	0	0.0
7/10/02	191	93.8	71.1	67.2	343.7	4.5	0	0.0
7/11/02	192	90.6	74.0	68.0	168.2	3.8	0	0.2
7/12/02	193	78.8	67.7	65.0	100.0	4.2	0	0.2
7/13/02	194	85.7	68.1	68.2	202.3	3.4	0	1.4
7/14/02	195	89.8	73.0	73.2	263.7	3.9	0	0.0
7/15/02	196	92.2	71.5	69.3	321.8	3.7	0	0.0
7/16/02	197	95.6	71.3	68.7	342.1	3.7	0	0.0
7/17/02	198	94.8	74.4	69.4	301.8	2.8	0	0.0
7/18/02	199	97.6	71.5	70.3	334.7	3.2	0	0.0
7/19/02	200	98.3	73.3	66.5	368.9	5.2	0	0.0
7/20/02	201	97.4	69.9	64.8	326.0	4.2	0	0.0
7/21/02	202	94.5	69.0	67.9	238.5	4.8	0	1.2
7/22/02	203	88.9	67.7	70.3	276.6	3.4	0	0.6
7/23/02	204	85.0	69.9	71.1	170.8	3.0	0	0.0
7/24/02	205	88.0	71.1	69.8	258.6	3.6	0	0.0
7/25/02	206	89.7	71.4	69.2	295.6	3.7	0	0.0
7/26/02	207	89.9	70.7	69.1	254.6	4.8	0	0.0
7/27/02	208	92.5	71.2	69.5	342.0	4.4	0	0.0
7/28/02	209	95.1	73.3	70.0	346.9	4.2	0	0.0
7/29/02	210	95.8	73.6	70.2	339.1	4.5	0	0.0
7/30/02	211	96.6	74.2	70.0	346.4	5.4	0	0.0
7/31/02	212	95.2	72.3	67.7	329.2	5.1	0	0.0
8/1/02	213	90.1	70.1	71.5	233.8	3.3	0	1.2
8/2/02	214	92.0	69.9	67.8	165.6	3.9	0	0.0
8/3/02	215	91.0	69.4	65.9	215.9	4.6	0	0.0
8/4/02	216	90.0	68.8	66.3	168.9	4.3	0	0.0
8/5/02	217	93.8	70.6	66.8	178.3	3.8	0	0.0
8/6/02	218	98.8	69.2	66.7	179.0	3.1	0	0.0

8/7/02	219	88.1	71.6	61.0	140.3	6.6	0	0.0
8/8/02	220	88.2	60.7	52.6	357.1	3.5	0	0.0
8/9/02	221	88.0	60.8	56.3	308.9	3.7	0	0.0
8/10/02	222	89.4	61.7	55.1	337.0	3.8	0	0.0
8/11/02	223	92.4	63.4	58.7	306.4	2.9	0	0.0
8/12/02	224	94.7	63.1	59.6	288.6	3.4	0	0.0
8/13/02	225	93.8	64.6	60.5	297.7	4.0	0	0.0
8/14/02	226	90.3	70.9	68.7	159.1	4.2	0	0.0
8/15/02	227	94.9	72.3	69.8	246.4	4.7	0	0.0
8/16/02	228	95.2	71.2	68.4	254.8	3.8	0	0.0
8/17/02	229	88.0	73.5	70.8	195.0	3.7	0	0.3
8/18/02	230	96.0	72.1	70.2	274.7	3.6	0	0.3
8/19/02	231	94.7	69.5	70.5	299.3	4.5	0	0.6
8/20/02	232	92.5	68.3	70.9	299.9	3.9	0	0.3
8/21/02	233	93.5	70.4	69.7	288.3	3.0	0	0.0
8/22/02	234	92.2	72.0	69.9	313.5	3.5	0	0.0
8/23/02	235	95.4	71.4	69.8	314.3	3.2	0	0.0
8/24/02	236	98.0	73.4	69.7	315.6	4.4	0	0.0
8/25/02	237	91.8	72.7	69.7	167.9	3.7	0	0.2
8/26/02	238	85.5	70.6	69.3	155.2	2.9	0	0.0
8/27/02	239	85.3	69.2	67.3	158.1	3.8	0	2.8
8/28/02	240	79.3	69.3	67.7	119.5	3.9	0	0.0
8/29/02	241	78.6	69.7	67.3	95.0	4.5	0	0.0
8/30/02	242	79.5	71.7	70.3	109.5	4.6	0	0.2
8/31/02	243	76.4	70.5	68.1	75.6	4.3	0	0.1
9/1/02	244	78.8	67.4	68.2	78.0	4.7	0	0.6
9/2/02	245	80.7	69.7	70.2	165.4	4.7	0	0.0
9/3/02	246	87.3	69.6	68.1	264.9	3.8	0	0.0
9/4/02	247	90.0	67.9	67.5	307.0	2.8	0	0.0
9/5/02	248	89.9	68.8	69.3	269.6	2.7	0	0.0
9/6/02	249	88.3	70.6	68.1	248.7	3.6	0	0.0
9/7/02	250	85.0	67.0	64.5	256.4	4.1	0	0.0
9/8/02	251	86.0	64.1	61.1	294.2	4.9	0	0.0
9/9/02	252	86.9	67.5	64.7	272.9	4.3	0	0.0
9/10/02	253	92.7	60.7	57.4	306.4	4.1	0	0.0
9/11/02	254	95.9	62.1	58.9	289.8	3.3	0	0.0
9/12/02	255	84.3	71.0	62.7	261.0	5.6	0	0.0
9/13/02	256	87.7	69.6	67.7	162.4	5.1	0	0.0
9/14/02	257	86.7	71.7	70.3	133.9	3.8	0	0.2
9/15/02	258	78.9	69.7	69.5	83.5	4.6	0	0.7
9/16/02	259	85.9	71.4	71.1	205.0	4.1	0	0.0
9/17/02	260	87.0	68.8	69.6	194.6	2.0	0	0.0
9/18/02	261	80.6	70.1	70.3	68.6	2.8	0	0.4
9/19/02	262	86.1	69.7	72.9	137.3	3.1	0	0.5
9/20/02	263	85.0	69.0	71.7	198.7	4.1	0	0.2

9/21/02	264	84.8	68.0	68.0	175.5	2.6	0	0.0
9/22/02	265	85.8	69.0	67.3	253.0	2.7	0	0.0
9/23/02	266	85.6	69.1	67.7	218.1	3.5	0	0.0
9/24/02	267	77.3	69.3	66.5	96.8	4.9	0	0.1
9/25/02	268	73.0	68.7	62.9	75.5	5.8	0	0.0
9/26/02	269	85.6	68.1	71.7	176.1	6.6	0	0.6
9/27/02	270	85.1	74.2	75.4	133.7	6.6	0	0.5
9/28/02	271	84.7	64.7	68.9	171.7	2.4	0	0.0
9/29/02	272	80.0	68.8	66.3	124.2	3.9	0	0.0
9/30/02	273	81.2	66.3	64.4	183.0	3.8	0	0.0
10/1/02	274	85.7	68.4	67.3	189.3	3.0	0	0.0
10/2/02	275	85.9	65.7	65.8	252.5	2.2	0	0.0
10/3/02	276	85.4	65.4	66.2	209.8	2.0	0	0.0
10/4/02	277	85.9	65.9	66.7	231.7	2.3	0	0.0
10/5/02	278	88.4	69.7	69.3	235.6	4.3	0	0.0
10/6/02	279	89.8	68.5	67.3	232.5	2.0	0	0.0
10/7/02	280	87.9	71.0	67.7	230.9	3.2	0	0.0
10/8/02	281	75.3	58.6	65.1	36.5	4.6	0	0.3
10/9/02	282	65.7	58.5	58.8	48.8	4.6	0	0.0
10/10/02	283	83.3	63.4	63.3	196.1	4.6	0	0.0
10/11/02	284	82.2	69.2	70.5	123.0	4.4	0	0.2
10/12/02	285	84.4	64.0	65.7	205.9	1.8	0	0.0
10/13/02	286	76.0	67.2	67.8	73.4	2.5	0	0.5
10/14/02	287	68.7	55.9	60.3	39.7	5.4	0	0.0
10/15/02	288	56.6	53.1	50.4	27.7	5.4	0	0.2
10/16/02	289	72.3	53.0	57.3	121.2	5.3	0	0.6
10/17/02	290	71.4	46.8	49.8	233.5	3.8	0	0.0
10/18/02	291	68.5	43.6	43.0	241.2	3.2	0	0.0
10/19/02	292	73.1	43.9	48.1	208.3	2.4	0	0.0
10/20/02	293	78.1	54.1	57.2	200.9	2.8	0	0.0
10/21/02	294	70.5	60.6	60.2	80.3	2.4	0	0.3
10/22/02	295	65.1	57.8	60.8	53.4	3.4	0	0.0
10/23/02	296	63.2	54.8	55.4	55.0	3.5	0	0.0
10/24/02	297	68.5	58.3	59.3	67.7	3.5	0	0.2
10/25/02	298	63.9	58.4	56.0	42.1	4.6	0	0.1
10/26/02	299	70.9	58.1	57.2	109.3	3.6	0	0.0
10/27/02	300	76.1	60.7	61.1	133.3	1.8	0	0.0
10/28/02	301	78.4	65.7	64.9	107.0	2.6	0	0.9
10/29/02	302	80.0	63.5	66.2	94.3	3.6	0	0.2
10/30/02	303	76.5	60.7	61.9	165.7	5.6	0	0.0
10/31/02	304	66.9	50.3	50.1	209.5	3.4	0	0.0
11/1/02	305	64.4	46.5	47.0	171.6	3.8	0	0.0
11/2/02	306	61.8	38.3	40.7	204.7	2.7	0	0.0
11/3/02	307	62.8	46.9	43.7	109.3	2.2	0	0.0
11/4/02	308	55.5	50.3	50.5	30.1	2.7	0	0.1

11/5/02	309	60.1	53.5	54.9	20.8	4.0	0	0.0
11/6/02	310	71.0	54.4	57.0	175.2	11.1	0	0.3
11/7/02	311	61.5	37.2	37.8	201.6	3.6	0	0.0
11/8/02	312	67.4	36.6	41.1	198.0	2.4	0	0.0
11/9/02	313	72.4	46.8	51.3	119.0	3.0	0	0.0
11/10/02	314	76.5	62.0	61.9	90.0	4.1	0	0.0
11/11/02	315	72.5	64.0	66.7	30.3	5.0	0	1.1
11/12/02	316	66.7	57.9	64.0	23.0	4.2	0	1.4
11/13/02	317	62.3	46.3	53.3	172.7	4.7	0	0.0
11/14/02	318	61.3	35.7	36.8	192.5	2.0	0	0.0
11/15/02	319	70.4	40.0	43.3	152.0	2.8	0	0.0
11/16/02	320	62.3	55.5	53.4	13.5	3.5	0	1.2
11/17/02	321	56.0	43.2	45.8	27.3	7.3	0	0.3
11/18/02	322	56.1	29.7	28.9	188.0	4.8	0	0.0
11/19/02	323	63.7	31.1	35.6	145.4	2.2	0	0.0
11/20/02	324	61.7	47.3	45.3	100.3	1.8	0	0.0
11/21/02	325	66.0	49.5	47.9	90.1	2.1	0	0.0
11/22/02	326	56.3	46.2	39.4	169.7	7.3	0	0.0
11/23/02	327	54.7	27.7	26.5	182.0	3.7	0	0.0
11/24/02	328	67.9	32.9	32.1	176.5	2.2	0	0.0
11/25/02	329	66.3	33.9	37.0	151.9	2.3	0	0.0
11/26/02	330	66.4	36.2	39.5	151.0	1.5	0	0.0
11/27/02	331	61.2	40.7	39.5	132.9	3.8	0	0.0
11/28/02	332	48.5	30.0	25.2	165.0	4.0	0	0.0
11/29/02	333	55.3	24.1	25.2	178.4	3.5	0	0.0
11/30/02	334	64.5	45.6	31.3	154.8	6.7	0	0.0
12/1/02	335	52.8	35.5	21.1	173.3	5.5	0	0.0
12/2/02	336	56.1	25.3	21.3	120.9	2.1	0	0.0
12/3/02	337	63.1	32.6	27.7	156.9	2.9	0	0.0
12/4/02	338	50.9	31.4	26.6	12.9	6.3	0	0.0
12/5/02	339	42.0	32.2	34.1	40.2	4.5	0	0.4
12/6/02	340	51.2	37.5	36.2	93.8	3.3	0	0.0
12/7/02	341	52.3	27.1	31.7	165.7	1.9	0	0.0
12/8/02	342	56.7	28.9	32.3	108.1	2.0	0	0.0
12/9/02	343	49.5	39.3	32.8	61.9	4.4	0	0.0
12/10/02	344	46.3	35.6	35.5	38.8	5.3	0	0.1
12/11/02	345	53.3	43.7	43.0	44.6	4.6	0	0.4
12/12/02	346	49.2	41.4	40.4	46.3	3.3	0	0.0
12/13/02	347	51.7	42.8	43.7	19.5	4.0	0	1.2
12/14/02	348	51.3	37.3	36.4	116.0	8.9	0	0.0
12/15/02	349	54.2	26.4	30.0	164.7	3.3	0	0.0
12/16/02	350	66.4	35.2	34.5	159.2	4.5	0	0.0
12/17/02	351	57.3	37.8	38.0	136.0	3.0	0	0.0
12/18/02	352	56.3	41.3	34.2	83.8	4.9	0	0.0
12/19/02	353	68.2	45.5	43.8	110.1	4.0	0	0.0

12/20/02	354	61.9	50.6	47.8	135.9	9.2	0	0.5
12/21/02	355	58.2	29.0	27.1	168.7	4.5	0	0.0
12/22/02	356	67.0	33.1	35.8	146.2	4.6	0	0.0
12/23/02	357	64.3	31.9	37.7	155.7	1.8	0	0.0
12/24/02	358	59.9	46.2	45.9	9.5	4.2	0	1.3
12/25/02	359	48.9	38.5	37.2	134.0	9.6	0	0.0
12/26/02	360	46.8	25.2	25.1	120.2	4.9	0	0.0
12/27/02	361	48.0	24.3	27.6	111.4	2.0	0	0.0
12/28/02	362	55.1	26.9	26.3	163.5	3.8	0	0.0
12/29/02	363	67.8	38.7	30.4	164.0	4.5	0	0.0
12/30/02	364	63.5	30.8	34.5	139.2	2.2	0	0.0
12/31/02	365	66.0	41.8	44.3	58.1	3.6	0	0.0

2004 - Typical Year Met Boundary Conditions

Date	DOY	T _{max} (F)	T _{min} (F)	Td (F)	Solar Rad (Lang/Day)	Wind speed (mph)	Cloud Cover	Rainfall (in)
1/1/04	1	67.8	27.9	28.7	1173.4	1.6	0.0	0.0
1/2/04	2	66.9	36.8	36.9	700.5	2.2	0.0	0.0
1/3/04	3	74.1	44.1	46.6	849.6	2.8	0.0	0.0
1/4/04	4	75.5	51.9	53.2	757.4	3.4	0.0	0.0
1/5/04	5	75.9	61.4	57.8	504.0	5.4	0.0	0.2
1/6/04	6	65.9	38.4	36.6	912.8	7.9	0.0	0.0
1/7/04	7	43.2	22.3	15.9	1244.2	5.0	0.0	0.0
1/8/04	8	50.5	20.9	16.1	973.1	2.0	0.0	0.0
1/9/04	9	39.6	35.9	33.1	111.8	2.6	0.0	0.3
1/10/04	10	42.1	33.4	28.6	914.7	5.3	0.0	0.0
1/11/04	11	44.9	22.3	20.4	1291.4	2.3	0.0	0.0
1/12/04	12	59.9	26.0	25.0	1312.8	4.7	0.0	0.0
1/13/04	13	61.7	42.3	31.3	854.3	4.7	0.0	0.0
1/14/04	14	64.0	31.3	31.0	1197.1	2.8	0.0	0.0
1/15/04	15	62.3	45.9	38.9	1309.5	6.5	0.0	0.0
1/16/04	16	55.7	30.6	24.1	1307.7	2.8	0.0	0.0
1/17/04	17	57.1	30.2	29.1	618.7	2.8	0.0	0.0
1/18/04	18	69.5	51.9	48.0	566.1	6.5	0.0	0.0
1/19/04	19	63.6	38.9	35.3	1000.9	5.3	0.0	0.0
1/20/04	20	46.1	27.5	19.9	1369.8	3.4	0.0	0.0
1/21/04	21	54.0	23.8	21.0	1300.5	2.3	0.0	0.0
1/22/04	22	57.5	27.9	24.5	1390.8	4.6	0.0	0.0
1/23/04	23	53.1	36.0	19.9	1450.3	6.5	0.0	0.0
1/24/04	24	67.1	28.9	26.7	1330.0	5.1	0.0	0.0
1/25/04	25	61.4	32.5	38.1	112.2	5.1	0.0	0.4
1/26/04	26	32.8	29.2	32.2	57.3	1.5	0.0	1.7
1/27/04	27	43.5	31.1	34.3	461.3	3.4	0.0	0.2
1/28/04	28	46.3	26.8	20.9	1505.8	8.5	0.0	0.0
1/29/04	29	54.5	21.5	18.2	1394.3	3.8	0.0	0.0
1/30/04	30	56.3	28.2	24.2	994.5	4.5	0.0	0.0
1/31/04	31	49.5	32.6	23.2	1073.1	4.1	0.0	0.0
2/1/04	32	45.5	33.0	15.9	650.6	5.6	0.0	0.0
2/2/04	33	53.1	33.0	24.1	444.7	6.5	0.0	0.0
2/3/04	34	53.2	36.4	35.3	1066.7	6.1	0.0	0.6
2/4/04	35	54.9	27.3	31.6	1196.5	2.3	0.0	0.0
2/5/04	36	53.5	37.7	35.2	463.7	5.5	0.0	0.0
2/6/04	37	72.3	52.9	55.5	326.7	5.8	0.0	0.8
2/7/04	38	65.2	38.1	38.3	1610.4	10.6	0.0	0.0
2/8/04	39	48.8	25.2	20.8	1624.0	6.0	0.0	0.0
2/9/04	40	56.1	32.6	28.7	708.2	2.9	0.0	0.0
2/10/04	41	57.2	35.8	36.4	675.3	2.5	0.0	0.0
2/11/04	42	57.6	47.3	38.4	698.8	2.6	0.0	0.0
2/12/04	43	51.6	42.0	39.8	209.0	4.8	0.0	1.5
2/13/04	44	56.0	38.9	35.9	1263.2	3.2	0.0	0.0
2/14/04	45	46.8	44.8	41.8	127.3	3.1	0.0	1.2
2/15/04	46	59.1	44.9	45.6	593.3	5.6	0.0	0.2
2/16/04	47	48.5	36.0	29.1	1480.3	6.2	0.0	0.0
2/17/04	48	41.4	31.7	26.9	328.9	4.7	0.0	0.1
2/18/04	49	57.0	27.7	27.0	1754.1	3.9	0.0	0.0
2/19/04	50	66.3	30.0	26.7	1820.9	3.3	0.0	0.0
2/20/04	51	64.2	33.9	35.2	1361.6	4.2	0.0	0.0
2/21/04	52	68.1	58.2	40.9	1689.6	8.0	0.0	0.0
2/22/04	53	64.5	33.0	30.4	1714.3	3.2	0.0	0.0
2/23/04	54	61.1	36.4	35.3	913.3	3.1	0.0	0.0
2/24/04	55	56.0	46.9	41.7	327.7	3.5	0.0	0.2
2/25/04	56	53.6	39.5	36.5	296.1	5.7	0.0	0.2
2/26/04	57	39.5	32.5	33.2	191.8	7.4	0.0	2.0
2/27/04	58	41.5	32.8	28.9	409.7	5.7	0.0	0.0
2/28/04	59	60.6	28.1	25.7	1989.6	3.4	0.0	0.0

2/29/04	60	65.5	27.8	29.1	1859.9	2.4	0.0	0.0
3/1/04	61	71.4	50.0	44.9	1086.6	4.5	0.0	0.0
3/2/04	62	78.1	50.5	50.6	1677.4	5.4	0.0	0.0
3/3/04	63	80.4	50.6	50.1	1694.0	2.8	0.0	0.0
3/4/04	64	79.0	58.3	53.3	1086.1	3.1	0.0	0.0
3/5/04	65	80.5	61.0	56.2	1339.4	5.2	0.0	0.0
3/6/04	66	72.8	61.7	55.4	871.9	6.7	0.0	0.0
3/7/04	67	76.9	49.2	44.7	1915.9	5.0	0.0	0.0
3/8/04	68	68.7	40.1	24.0	2110.8	9.7	0.0	0.0
3/9/04	69	55.8	34.2	26.4	866.3	4.6	0.0	0.1
3/10/04	70	55.4	40.0	33.7	1427.3	4.8	0.0	0.0
3/11/04	71	64.1	29.9	29.3	2073.4	3.9	0.0	0.0
3/12/04	72	70.5	45.0	29.4	2129.0	6.0	0.0	0.0
3/13/04	73	65.5	35.6	24.3	2134.0	4.1	0.0	0.0
3/14/04	74	71.9	44.6	40.0	1444.6	4.0	0.0	0.0
3/15/04	75	76.9	58.2	51.5	1197.2	3.5	0.0	0.0
3/16/04	76	70.4	60.5	54.3	758.4	4.4	0.0	0.1
3/17/04	77	67.4	41.4	38.5	2062.2	6.0	0.0	0.0
3/18/04	78	77.3	37.6	35.7	1920.1	3.7	0.0	0.0
3/19/04	79	80.6	46.0	42.4	2197.9	4.8	0.0	0.0
3/20/04	80	76.9	51.0	46.2	1455.3	5.6	0.0	0.0
3/21/04	81	71.1	59.1	45.5	1970.9	8.6	0.0	0.2
3/22/04	82	61.0	34.3	21.6	2288.0	6.1	0.0	0.0
3/23/04	83	57.5	31.5	18.3	2298.1	4.0	0.0	0.0
3/24/04	84	68.5	33.0	26.2	2263.8	3.8	0.0	0.0
3/25/04	85	75.7	44.5	41.5	2220.9	4.2	0.0	0.0
3/26/04	86	77.1	46.2	45.8	2180.1	3.5	0.0	0.0
3/27/04	87	79.4	48.2	48.9	2121.0	2.8	0.0	0.0
3/28/04	88	84.1	52.2	50.0	2030.9	3.6	0.0	0.0
3/29/04	89	75.3	50.6	45.5	2159.5	5.2	0.0	0.0
3/30/04	90	62.1	50.2	46.0	383.8	3.5	0.0	0.2
3/31/04	91	62.5	48.5	43.1	1808.7	6.5	0.0	0.1
4/1/04	92	61.5	36.7	34.0	1858.2	7.4	0.0	0.0
4/2/04	93	64.9	38.2	32.7	1956.8	7.2	0.0	0.0
4/3/04	94	72.2	35.7	36.3	2400.5	5.9	0.0	0.0
4/4/04	95	70.3	46.7	32.9	2463.9	7.1	0.0	0.0
4/5/04	96	68.3	33.1	24.7	2500.9	4.8	0.0	0.0
4/6/04	97	74.0	41.3	28.8	2484.2	3.9	0.0	0.0
4/7/04	98	79.7	44.2	42.0	1894.1	3.9	0.0	0.0
4/8/04	99	73.9	49.0	47.9	1268.4	2.8	0.0	0.2
4/9/04	100	81.0	51.3	49.5	2324.9	3.2	0.0	0.0
4/10/04	101	83.8	47.4	42.8	2402.1	3.5	0.0	0.0
4/11/04	102	83.2	56.3	52.3	1695.9	3.0	0.0	0.0
4/12/04	103	79.0	63.8	58.3	1262.9	5.4	0.0	0.0
4/13/04	104	73.0	55.3	53.9	1578.6	6.4	0.0	0.4
4/14/04	105	63.3	41.5	34.0	2261.5	10.2	0.0	0.0
4/15/04	106	73.0	35.9	31.9	2590.7	4.0	0.0	0.0
4/16/04	107	79.8	41.4	38.5	2508.8	2.5	0.0	0.0
4/17/04	108	81.8	47.4	43.1	2518.3	3.4	0.0	0.0
4/18/04	109	83.9	54.7	48.4	2502.8	3.6	0.0	0.0
4/19/04	110	83.7	51.9	49.7	2472.3	4.1	0.0	0.0
4/20/04	111	85.5	56.7	49.1	2174.4	3.4	0.0	0.0
4/21/04	112	81.9	55.4	49.3	2076.8	3.6	0.0	0.0
4/22/04	113	82.6	57.9	52.0	2134.2	4.2	0.0	0.0
4/23/04	114	85.5	58.4	55.2	2196.9	4.0	0.0	0.0
4/24/04	115	88.8	56.3	53.4	2574.1	3.2	0.0	0.0
4/25/04	116	84.0	60.8	56.6	2449.3	4.9	0.0	0.0
4/26/04	117	81.4	63.4	58.1	1258.6	5.4	0.0	0.0
4/27/04	118	73.8	55.1	50.5	2464.6	7.1	0.0	0.6
4/28/04	119	73.8	42.8	37.9	2703.3	3.9	0.0	0.0
4/29/04	120	79.5	52.8	47.4	2465.0	5.1	0.0	0.0
4/30/04	121	75.3	58.8	56.1	942.8	4.4	0.0	0.1

5/1/04	122	78.3	66.4	62.0	1283.5	2.9	0.0	0.1
5/2/04	123	82.2	65.4	62.6	1260.2	5.0	0.0	0.7
5/3/04	124	72.4	55.2	53.4	2585.8	7.9	0.0	0.5
5/4/04	125	69.4	44.3	38.3	2763.7	3.5	0.0	0.0
5/5/04	126	81.3	46.9	46.8	2627.8	3.7	0.0	0.0
5/6/04	127	87.8	57.2	55.4	2518.2	2.9	0.0	0.0
5/7/04	128	90.2	56.9	55.5	2703.1	3.2	0.0	0.0
5/8/04	129	91.9	58.2	56.2	2446.7	2.5	0.0	0.0
5/9/04	130	85.5	63.0	58.3	2536.8	4.9	0.0	0.0
5/10/04	131	82.5	56.4	55.3	2591.9	4.2	0.0	0.0
5/11/04	132	79.3	63.0	59.1	1440.4	4.1	0.0	0.0
5/12/04	133	80.9	65.5	63.3	1129.5	3.9	0.0	1.6
5/13/04	134	84.1	64.1	64.9	2418.2	4.5	0.0	0.0
5/14/04	135	84.8	61.4	59.7	2458.3	4.2	0.0	0.0
5/15/04	136	82.8	61.9	59.0	2158.1	3.9	0.0	0.0
5/16/04	137	83.4	66.2	60.1	2033.3	3.5	0.0	0.0
5/17/04	138	84.9	64.3	58.7	844.0	3.7	0.0	0.0
5/18/04	139	84.3	63.3	59.0	2104.2	4.1	0.0	0.0
5/19/04	140	81.8	63.4	64.0	1807.3	3.3	0.0	0.1
5/20/04	141	87.5	64.6	65.0	2386.3	2.7	0.0	0.0
5/21/04	142	90.5	66.4	64.9	2403.8	3.5	0.0	0.0
5/22/04	143	92.2	67.5	64.0	2438.2	4.2	0.0	0.0
5/23/04	144	92.1	69.0	66.7	2252.8	3.9	0.0	0.1
5/24/04	145	92.2	66.6	63.7	2579.5	4.3	0.0	0.0
5/25/04	146	92.5	66.6	63.0	2334.8	3.8	0.0	0.0
5/26/04	147	93.7	66.9	61.7	2499.5	4.8	0.0	0.0
5/27/04	148	92.0	70.1	61.3	2371.9	5.2	0.0	0.0
5/28/04	149	92.6	73.6	63.0	2239.5	5.9	0.0	0.0
5/29/04	150	86.4	66.7	67.3	1418.2	3.7	0.0	0.3
5/30/04	151	92.5	70.0	67.0	2592.8	4.5	0.0	0.0
5/31/04	152	90.8	76.0	65.7	1908.0	5.7	0.0	0.0
6/1/04	153	88.8	64.9	57.5	1989.0	5.6	0.0	0.0
6/2/04	154	91.4	65.5	59.3	2671.8	3.3	0.0	0.0
6/3/04	155	91.6	67.5	60.3	2490.6	4.2	0.0	0.0
6/4/04	156	85.6	67.6	65.8	1586.9	3.6	0.0	0.3
6/5/04	157	89.0	65.0	62.9	2222.8	3.4	0.0	0.0
6/6/04	158	89.8	65.0	62.3	2071.7	2.9	0.0	0.0
6/7/04	159	94.5	67.2	63.2	2279.5	3.6	0.0	0.0
6/8/04	160	88.9	66.1	67.9	1579.9	4.1	0.0	1.0
6/9/04	161	80.9	70.0	71.3	1139.1	3.5	0.0	0.2
6/10/04	162	88.6	68.0	67.2	2101.7	2.9	0.0	0.0
6/11/04	163	92.4	70.0	68.2	2468.5	3.7	0.0	0.0
6/12/04	164	95.4	72.0	68.9	2449.2	3.6	0.0	0.0
6/13/04	165	86.7	70.4	70.1	1130.9	5.8	0.0	0.8
6/14/04	166	83.9	71.8	68.3	1701.2	4.9	0.0	0.0
6/15/04	167	88.7	71.1	68.8	2131.5	4.2	0.0	0.0
6/16/04	168	89.2	71.3	69.5	1959.1	3.1	0.0	0.0
6/17/04	169	91.6	73.0	70.1	2116.8	3.5	0.0	0.0
6/18/04	170	92.7	74.0	70.9	2324.9	4.1	0.0	0.0
6/19/04	171	93.7	72.6	69.9	2525.0	4.0	0.0	0.0
6/20/04	172	90.1	71.4	65.7	2527.3	4.3	0.0	0.0
6/21/04	173	84.4	72.0	68.1	666.1	5.1	0.0	0.6
6/22/04	174	87.8	68.8	71.2	2225.7	4.2	0.0	0.2
6/23/04	175	86.6	69.4	70.2	2079.1	5.3	0.0	0.4
6/24/04	176	88.7	69.3	66.3	2277.8	5.6	0.0	0.0
6/25/04	177	89.4	68.7	67.3	1996.7	3.7	0.0	0.3
6/26/04	178	86.3	69.0	69.1	1848.8	4.7	0.0	0.0
6/27/04	179	86.5	69.8	66.4	2266.4	3.4	0.0	0.0
6/28/04	180	85.6	68.3	68.3	2229.7	6.0	0.0	0.8
6/29/04	181	86.4	69.3	68.4	2336.4	3.5	0.0	0.1
6/30/04	182	85.7	68.9	68.3	1152.4	2.7	0.0	1.6
7/1/04	183	82.1	67.9	69.2	1078.1	2.0	0.0	0.0

7/2/04	184	85.4	71.6	68.1	1786.2	3.0	0.0	0.0
7/3/04	185	86.4	69.8	68.5	1914.2	3.4	0.0	0.5
7/4/04	186	90.8	70.0	71.6	2462.6	3.4	0.0	0.0
7/5/04	187	92.8	71.8	69.4	2678.7	4.4	0.0	0.0
7/6/04	188	93.6	72.8	69.0	2753.6	3.3	0.0	0.0
7/7/04	189	92.5	73.3	68.7	2636.0	4.6	0.0	0.0
7/8/04	190	92.5	71.9	67.3	2845.8	4.7	0.0	0.0
7/9/04	191	89.7	70.9	67.8	1502.3	3.0	0.0	0.0
7/10/04	192	93.6	69.8	69.0	2553.0	3.8	0.0	0.0
7/11/04	193	94.4	72.2	69.1	2079.4	3.3	0.0	0.0
7/12/04	194	94.8	70.7	68.6	2696.4	3.4	0.0	0.0
7/13/04	195	95.5	72.2	68.4	2658.1	4.1	0.0	0.0
7/14/04	196	98.2	74.0	68.8	2609.4	5.3	0.0	0.0
7/15/04	197	92.4	74.0	64.3	2456.3	6.1	0.0	0.0
7/16/04	198	89.5	66.8	59.0	2668.0	3.8	0.0	0.0
7/17/04	199	90.8	70.1	64.1	1959.4	3.5	0.0	0.0
7/18/04	200	86.5	70.9	67.4	1410.4	3.7	0.0	0.0
7/19/04	201	89.4	69.5	67.0	1838.1	3.2	0.0	0.0
7/20/04	202	93.3	66.2	62.2	2228.3	3.4	0.0	0.0
7/21/04	203	92.6	68.6	65.1	1735.6	3.0	0.0	0.0
7/22/04	204	95.4	70.7	66.4	2001.6	3.5	0.0	0.0
7/23/04	205	95.4	72.2	67.6	1828.1	3.7	0.0	0.0
7/24/04	206	94.8	71.6	68.3	1718.4	3.0	0.0	0.0
7/25/04	207	89.8	71.5	67.6	1787.5	4.0	0.0	0.1
7/26/04	208	92.6	72.6	68.7	2474.6	3.7	0.0	0.0
7/27/04	209	93.8	72.8	68.7	2109.0	3.7	0.0	0.1
7/28/04	210	90.2	71.2	72.6	1484.8	3.1	0.0	0.3
7/29/04	211	88.5	73.7	69.0	1476.5	4.0	0.0	0.1
7/30/04	212	92.3	71.7	67.3	2390.2	4.8	0.0	0.0
7/31/04	213	92.2	72.0	68.3	1928.9	4.1	0.0	0.0
8/1/04	214	90.7	73.0	68.6	1654.8	4.4	0.0	0.1
8/2/04	215	90.5	74.6	69.9	1699.7	4.2	0.0	0.1
8/3/04	216	92.1	72.6	68.6	1847.4	4.1	0.0	0.0
8/4/04	217	96.6	71.1	66.3	2431.0	2.3	0.0	0.0
8/5/04	218	95.6	71.8	70.7	2216.4	5.0	0.0	0.1
8/6/04	219	86.6	69.6	60.3	2476.9	6.5	0.0	0.0
8/7/04	220	83.2	58.3	50.9	2686.7	4.7	0.0	0.0
8/8/04	221	86.5	56.1	51.4	2619.5	3.9	0.0	0.0
8/9/04	222	86.5	60.8	55.8	2251.3	3.5	0.0	0.0
8/10/04	223	86.4	64.7	59.4	1384.2	2.8	0.0	0.0
8/11/04	224	85.2	69.1	63.8	1424.2	3.5	0.0	0.0
8/12/04	225	80.0	70.5	67.0	922.0	4.2	0.0	0.5
8/13/04	226	78.0	69.3	70.0	861.4	3.6	0.0	0.2
8/14/04	227	85.1	71.5	65.7	1645.5	3.5	0.0	0.2
8/15/04	228	79.9	68.3	70.0	1207.9	4.1	0.0	0.1
8/16/04	229	84.9	68.3	63.0	1929.1	3.5	0.0	0.0
8/17/04	230	83.2	68.7	64.9	1177.6	2.7	0.0	0.1
8/18/04	231	88.9	67.0	67.6	2174.2	3.3	0.0	0.0
8/19/04	232	91.0	67.7	66.0	2399.4	3.0	0.0	0.0
8/20/04	233	91.2	70.2	67.4	2143.1	3.7	0.0	0.0
8/21/04	234	88.0	71.4	69.3	1468.2	4.1	0.0	0.0
8/22/04	235	86.0	72.3	70.1	1301.4	3.7	0.0	0.0
8/23/04	236	86.7	71.9	69.8	1400.4	3.0	0.0	0.1
8/24/04	237	87.6	71.6	70.4	1619.6	3.3	0.0	0.2
8/25/04	238	87.7	68.6	66.3	2039.0	3.5	0.0	0.0
8/26/04	239	89.2	69.2	64.6	2139.8	4.3	0.0	0.0
8/27/04	240	90.0	68.7	66.9	1904.2	3.6	0.0	0.0
8/28/04	241	90.6	70.7	67.0	2052.2	4.3	0.0	0.0
8/29/04	242	88.3	73.2	65.5	1571.1	4.9	0.0	0.0
8/30/04	243	92.5	67.9	66.4	1908.6	3.3	0.0	0.0
8/31/04	244	87.4	69.9	71.6	1205.2	2.9	0.0	1.2
9/1/04	245	88.4	71.9	71.4	1423.7	2.5	0.0	0.0

9/2/04	246	81.4	73.3	69.9	887.3	4.0	0.0	0.1
9/3/04	247	85.2	68.1	61.7	2304.9	4.5	0.0	0.0
9/4/04	248	86.6	68.7	65.5	1940.1	5.1	0.0	0.0
9/5/04	249	85.4	70.8	66.8	1761.1	6.6	0.0	0.0
9/6/04	250	79.9	73.7	68.8	764.9	9.1	0.0	0.3
9/7/04	251	79.0	73.0	73.6	526.3	9.6	0.0	1.5
9/8/04	252	78.4	71.8	70.5	683.8	6.7	0.0	4.0
9/9/04	253	85.0	66.8	66.2	1968.5	4.0	0.0	0.0
9/10/04	254	85.3	69.3	66.9	1698.0	3.4	0.0	0.0
9/11/04	255	81.5	70.8	67.1	1114.5	3.9	0.0	0.0
9/12/04	256	83.6	64.9	64.6	1755.6	4.2	0.0	0.0
9/13/04	257	76.6	67.9	63.1	767.2	3.5	0.0	0.0
9/14/04	258	81.4	65.9	60.9	1768.6	4.9	0.0	0.0
9/15/04	259	78.9	66.7	64.2	834.4	4.8	0.0	0.0
9/16/04	260	83.0	73.9	71.6	743.4	6.4	0.0	0.0
9/17/04	261	79.3	72.4	70.4	606.9	9.0	0.0	0.8
9/18/04	262	83.6	63.5	60.2	2178.4	5.2	0.0	0.0
9/19/04	263	77.6	61.3	51.5	2221.2	5.9	0.0	0.0
9/20/04	264	73.2	54.2	48.9	2054.8	6.2	0.0	0.0
9/21/04	265	78.4	56.0	53.3	2140.2	5.6	0.0	0.0
9/22/04	266	83.5	56.3	52.3	2124.3	3.9	0.0	0.0
9/23/04	267	85.7	57.6	57.5	1873.8	2.9	0.0	0.0
9/24/04	268	83.5	64.1	59.7	1946.9	4.5	0.0	0.0
9/25/04	269	78.8	63.3	60.7	1456.3	5.0	0.0	0.0
9/26/04	270	80.8	66.9	61.6	1210.7	6.4	0.0	0.0
9/27/04	271	77.1	69.9	69.3	319.3	9.2	0.0	3.5
9/28/04	272	85.8	68.8	66.4	1758.2	8.5	0.0	0.1
9/29/04	273	82.9	62.8	63.9	1651.2	2.7	0.0	0.0
9/30/04	274	82.1	63.1	63.8	1426.2	2.0	0.0	0.0
10/1/04	275	84.1	63.5	65.0	1490.6	2.2	0.0	0.0
10/2/04	276	88.1	71.5	69.0	1651.9	3.4	0.0	0.0
10/3/04	277	84.9	64.7	65.1	1366.9	2.1	0.0	0.0
10/4/04	278	80.7	56.6	61.7	1588.7	2.7	0.0	0.0
10/5/04	279	80.7	58.8	60.4	1548.7	2.2	0.0	0.0
10/6/04	280	73.5	60.9	59.6	1562.0	3.6	0.0	0.0
10/7/04	281	73.9	56.8	54.6	1471.8	3.7	0.0	0.0
10/8/04	282	71.2	50.6	52.2	918.8	2.8	0.0	0.0
10/9/04	283	75.4	63.0	60.4	804.9	4.0	0.0	0.0
10/10/04	284	76.4	63.5	60.4	960.8	3.3	0.0	0.0
10/11/04	285	76.6	64.1	60.8	887.1	2.8	0.0	0.0
10/12/04	286	79.5	64.4	63.2	1071.6	3.2	0.0	0.0
10/13/04	287	77.8	66.0	64.0	1308.0	5.4	0.0	0.2
10/14/04	288	70.6	53.7	52.3	1445.2	5.1	0.0	0.0
10/15/04	289	64.4	53.3	49.8	1807.7	6.7	0.0	0.4
10/16/04	290	74.3	42.4	44.1	1767.1	4.2	0.0	0.0
10/17/04	291	75.9	50.4	50.3	1640.3	2.2	0.0	0.0
10/18/04	292	77.5	60.2	60.1	997.2	3.5	0.0	0.0
10/19/04	293	78.1	62.9	62.8	859.5	3.2	0.0	0.0
10/20/04	294	71.8	63.1	61.7	729.8	2.9	0.0	0.0
10/21/04	295	68.0	60.4	61.1	322.3	2.8	0.0	0.0
10/22/04	296	71.4	59.4	56.9	1139.2	3.2	0.0	0.1
10/23/04	297	68.3	52.1	50.1	1506.7	3.2	0.0	0.0
10/24/04	298	64.3	53.0	52.4	402.6	2.6	0.0	0.0
10/25/04	299	75.4	58.3	58.9	1168.2	2.0	0.0	0.0
10/26/04	300	74.0	56.8	59.2	527.7	2.4	0.0	0.0
10/27/04	301	74.1	52.5	57.0	1110.0	2.3	0.0	0.0
10/28/04	302	68.5	62.8	60.5	305.3	2.9	0.0	0.0
10/29/04	303	73.3	62.5	61.2	585.4	3.0	0.0	0.0
10/30/04	304	83.6	60.3	63.4	1057.0	2.8	0.0	0.0
10/31/04	305	83.7	62.5	62.7	1420.2	3.0	0.0	0.0
11/1/04	306	82.1	58.1	62.4	1357.6	2.6	0.0	0.0
11/2/04	307	81.6	66.6	65.3	1191.9	4.0	0.0	0.0

11/3/04	308	81.9	67.3	65.0	1043.1	3.3	0.0	0.0
11/4/04	309	72.7	63.0	64.2	435.8	3.9	0.0	0.4
11/5/04	310	67.1	47.1	47.5	1566.9	4.5	0.0	0.0
11/6/04	311	68.7	39.0	42.2	1519.5	2.4	0.0	0.0
11/7/04	312	73.1	38.4	43.7	1492.0	2.7	0.0	0.0
11/8/04	313	75.2	48.9	47.3	1448.9	3.3	0.0	0.0
11/9/04	314	61.9	43.7	36.3	1496.6	4.9	0.0	0.0
11/10/04	315	63.0	36.8	32.8	1336.7	4.0	0.0	0.0
11/11/04	316	58.9	44.2	42.4	336.0	3.0	0.0	0.0
11/12/04	317	66.9	55.0	56.5	338.7	3.5	0.0	0.2
11/13/04	318	62.5	51.0	52.0	543.9	4.6	0.0	0.0
11/14/04	319	56.8	37.8	33.1	1470.6	5.6	0.0	0.0
11/15/04	320	60.3	30.9	27.8	1462.3	2.9	0.0	0.0
11/16/04	321	63.7	31.2	32.0	1293.0	1.7	0.0	0.0
11/17/04	322	69.2	35.9	36.8	1079.1	2.0	0.0	0.0
11/18/04	323	69.2	39.6	41.2	1047.9	1.6	0.0	0.0
11/19/04	324	72.2	47.7	47.7	1024.3	2.0	0.0	0.0
11/20/04	325	74.3	57.9	54.8	914.2	3.1	0.0	0.0
11/21/04	326	71.3	58.2	53.8	664.3	1.8	0.0	0.0
11/22/04	327	70.5	59.5	55.6	434.9	2.2	0.0	0.0
11/23/04	328	66.9	59.8	57.7	286.9	2.8	0.0	0.4
11/24/04	329	70.9	59.3	61.1	311.7	4.5	0.0	1.6
11/25/04	330	65.7	47.0	47.4	1190.4	9.0	0.0	0.0
11/26/04	331	53.5	30.7	26.1	1330.0	3.1	0.0	0.0
11/27/04	332	50.2	33.3	29.9	403.8	3.8	0.0	0.2
11/28/04	333	61.2	45.5	45.8	1222.6	5.6	0.0	0.2
11/29/04	334	60.5	39.0	35.0	1282.4	3.2	0.0	0.0
11/30/04	335	67.3	40.5	45.3	685.4	3.2	0.0	0.0
12/1/04	336	64.1	45.1	47.5	1165.5	6.7	0.0	0.0
12/2/04	337	61.0	32.9	34.7	1103.3	1.8	0.0	0.0
12/3/04	338	59.5	34.3	34.3	1260.7	3.3	0.0	0.0
12/4/04	339	61.8	35.9	35.6	1226.4	2.6	0.0	0.0
12/5/04	340	61.8	33.3	37.1	982.7	1.8	0.0	0.0
12/6/04	341	69.4	50.2	48.3	644.2	2.8	0.0	0.0
12/7/04	342	72.7	57.5	58.7	663.0	4.7	0.0	0.0
12/8/04	343	73.9	54.7	56.4	1195.9	3.9	0.0	0.0
12/9/04	344	76.6	52.6	58.0	468.1	3.8	0.0	0.0
12/10/04	345	71.8	61.9	57.5	1002.0	6.4	0.0	1.3
12/11/04	346	61.2	42.7	37.4	702.1	7.3	0.0	0.0
12/12/04	347	55.0	34.7	34.6	1150.8	4.4	0.0	0.0
12/13/04	348	62.4	44.4	33.7	1210.2	7.5	0.0	0.0
12/14/04	349	51.2	26.2	23.0	1199.6	5.7	0.0	0.0
12/15/04	350	45.2	20.3	18.3	1294.2	3.3	0.0	0.0
12/16/04	351	54.3	20.5	21.3	1294.2	1.9	0.0	0.0
12/17/04	352	57.0	31.2	27.3	1028.4	3.0	0.0	0.0
12/18/04	353	60.6	30.0	30.9	1195.0	2.6	0.0	0.0
12/19/04	354	56.1	31.4	31.0	922.4	5.2	0.0	0.0
12/20/04	355	42.7	21.2	11.2	1238.3	8.2	0.0	0.0
12/21/04	356	56.2	22.1	16.9	1236.0	3.0	0.0	0.0
12/22/04	357	68.5	33.4	38.8	724.4	4.5	0.0	0.0
12/23/04	358	67.5	49.8	54.6	467.7	7.0	0.0	0.3
12/24/04	359	48.1	35.8	29.5	277.8	5.1	0.0	0.0
12/25/04	360	38.0	32.1	23.4	278.0	3.7	0.0	0.0
12/26/04	361	38.3	30.1	29.7	573.2	2.5	0.0	1.1
12/27/04	362	45.3	21.9	26.2	1268.9	0.8	0.0	0.0
12/28/04	363	50.8	22.1	24.7	1266.9	2.3	0.0	0.0
12/29/04	364	61.1	28.0	33.8	1189.2	2.7	0.0	0.0
12/30/04	365	66.0	34.3	40.0	1075.1	1.5	0.0	0.0
12/31/04	366	62.9	37.9	42.8	687.6	1.3	0.0	0.0

1989-1998 - Wettest 10-Yr Met Boundary Conditions

Date	DOY	Tmax (F)	Tmin (F)	Td (F)	Solar (lang/d)	Wind (mph)	Rain 700-A (in)
1989-01-01	1	73	46	54.6	231	3.0	0.0
1989-01-02	2	61	46	57.6	340	3.8	0.0
1989-01-03	3	60	50	42.3	577	8.7	0.5
1989-01-04	4	58	36	25.1	1000	5.9	0.0
1989-01-05	5	58	32	28.9	1208	2.4	0.0
1989-01-06	6	68	40	33.9	678	3.9	0.0
1989-01-07	7	73	60	31.7	119	7.1	0.0
1989-01-08	8	79	58	13.6	1278	9.2	0.1
1989-01-09	9	52	44	14.6	1280	6.0	0.3
1989-01-10	10	44	41	25.4	1292	5.6	0.0
1989-01-11	11	51	43	27.3	751	4.3	0.0
1989-01-12	12	61	49	35.5	449	7.6	0.0
1989-01-13	13	62	45	28.8	1293	5.4	0.1
1989-01-14	14	45	36	33.7	1303	3.0	0.0
1989-01-15	15	53	38	40.8	1238	3.7	0.1
1989-01-16	16	59	40	40.9	696	3.5	0.0
1989-01-17	17	63	36	42.5	421	4.0	0.0
1989-01-18	18	66	32	54.2	605	5.4	0.0
1989-01-19	19	66	34	41.2	1282	11.3	0.0
1989-01-20	20	59	44	18.0	1396	4.3	0.0
1989-01-21	21	47	33	26.6	617	4.4	0.0
1989-01-22	22	50	35	25.2	1418	3.9	0.0
1989-01-23	23	66	40	35.2	1299	2.7	0.0
1989-01-24	24	74	40	44.7	615	7.8	0.0
1989-01-25	25	74	35	22.9	1446	5.4	0.0
1989-01-26	26	74	39	34.7	1068	6.4	0.1
1989-01-27	27	72	44	45.2	979	10.0	0.0
1989-01-28	28	68	43	17.1	1472	5.4	0.0
1989-01-29	29	73	42	29.3	667	4.3	0.0
1989-01-30	30	63	53	40.3	907	2.9	0.1
1989-01-31	31	69	40	52.5	782	5.1	0.0
1989-02-01	32	71	45	37.9	529	4.7	0.0
1989-02-02	33	76	60	41.7	222	5.1	0.0
1989-02-03	34	84	58	31.4	193	5.7	0.0
1989-02-04	35	71	53	23.4	126	0.4	0.0
1989-02-05	36	56	51	15.2	49	0.4	0.6
1989-02-06	37	64	51	30.3	68	2.6	0.1
1989-02-07	38	67	45	35.8	1332	4.3	0.0
1989-02-08	39	61	36	43.8	1287	8.5	0.0
1989-02-09	40	46	25	33.3	1651	3.8	0.0
1989-02-10	41	55	22	46.6	917	8.0	0.0
1989-02-11	42	62	26	20.6	1709	12.1	0.0
1989-02-12	43	69	39	18.9	1725	6.7	0.0
1989-02-13	44	73	45	26.9	1351	7.1	0.0
1989-02-14	45	77	60	43.1	947	6.0	0.0
1989-02-15	46	84	61	29.7	1168	8.7	0.0

1989-02-16	47	86	55	19.6	2029	5.0	0.0
1989-02-17	48	55	35	20.7	1777	5.0	0.0
1989-02-18	49	37	35	37.2	1065	4.5	0.1
1989-02-19	50	46	35	48.9	936	5.6	0.0
1989-02-20	51	48	40	47.8	1386	2.3	0.1
1989-02-21	52	67	48	51.1	1012	3.1	1.4
1989-02-22	53	59	40	54.0	582	2.8	0.0
1989-02-23	54	40	29	54.6	711	5.0	0.0
1989-02-24	55	42	24	51.9	1688	6.0	0.0
1989-02-25	56	52	21	52.2	976	3.3	0.0
1989-02-26	57	66	35	55.6	261	4.3	0.0
1989-02-27	58	67	49	30.3	1452	5.4	0.0
1989-02-28	59	62	45	36.0	1102	3.2	0.3
1989-03-01	60	51	43	34.6	1887	5.4	0.3
1989-03-02	61	48	44	29.3	125	3.7	0.8
1989-03-03	62	52	46	26.4	1996	3.2	0.4
1989-03-04	63	54	50	41.4	1605	5.5	0.8
1989-03-05	64	78	54	54.8	302	5.7	0.2
1989-03-06	65	75	43	57.4	347	6.3	0.2
1989-03-07	66	43	33	21.4	2130	12.7	0.0
1989-03-08	67	38	32	10.1	2122	6.5	0.0
1989-03-09	68	58	36	15.8	2030	5.8	0.0
1989-03-10	69	62	36	17.5	2050	8.4	0.0
1989-03-11	70	67	36	16.5	2241	4.6	0.0
1989-03-12	71	86	43	23.3	2212	2.7	0.0
1989-03-13	72	66	46	37.6	1854	4.2	0.0
1989-03-14	73	81	42	49.3	1555	7.6	0.0
1989-03-15	74	84	61	54.9	1376	5.1	0.4
1989-03-16	75	76	62	56.8	213	4.6	0.0
1989-03-17	76	76	56	53.1	610	3.4	0.0
1989-03-18	77	85	59	43.1	811	10.3	0.0
1989-03-19	78	71	53	24.2	1321	11.1	0.0
1989-03-20	79	67	49	24.6	1425	10.6	0.1
1989-03-21	80	72	53	23.9	2329	6.6	0.2
1989-03-22	81	63	43	20.0	2406	4.0	0.5
1989-03-23	82	43	38	30.2	2317	3.9	1.5
1989-03-24	83	64	41	46.5	832	4.7	0.0
1989-03-25	84	77	46	48.7	1832	2.2	0.0
1989-03-26	85	83	49	44.4	342	5.0	0.0
1989-03-27	86	83	57	43.5	302	6.5	0.0
1989-03-28	87	83	59	44.9	1599	3.5	0.0
1989-03-29	88	85	62	47.9	872	4.6	0.0
1989-03-30	89	81	66	47.3	793	4.3	0.0
1989-03-31	90	77	48	51.0	695	5.4	0.0
1989-04-01	91	66	39	31.8	2352	6.9	0.0
1989-04-02	92	73	40	35.5	2460	3.9	0.0
1989-04-03	93	81	55	44.3	2272	5.6	0.0
1989-04-04	94	81	58	44.7	2516	6.5	0.1

1989-04-05	95	73	57	42.4	228	3.5	0.0
1989-04-06	96	67	47	39.5	2171	4.5	0.0
1989-04-07	97	60	45	38.4	1737	4.0	0.1
1989-04-08	98	74	38	36.3	2204	7.3	1.3
1989-04-09	99	61	50	22.8	2622	5.2	0.3
1989-04-10	100	50	42	30.4	2563	2.9	1.1
1989-04-11	101	55	39	35.2	2434	4.8	0.0
1989-04-12	102	62	35	47.3	1480	6.0	0.0
1989-04-13	103	72	37	54.8	2421	4.7	0.0
1989-04-14	104	74	41	52.6	15	2.4	0.0
1989-04-15	105	65	55	30.4	2576	13.3	0.7
1989-04-16	106	76	51	33.7	2641	4.0	0.0
1989-04-17	107	82	51	40.0	2350	3.7	0.0
1989-04-18	108	85	54	48.6	1143	4.0	0.0
1989-04-19	109	88	60	55.2	2176	6.3	0.2
1989-04-20	110	63	56	54.6	2452	3.6	0.2
1989-04-21	111	77	53	56.6	2448	4.6	0.0
1989-04-22	112	83	55	57.3	2037	7.6	0.0
1989-04-23	113	86	61	37.1	2741	5.8	0.1
1989-04-24	114	88	64	38.9	2774	4.6	0.0
1989-04-25	115	90	63	55.3	1037	7.4	0.0
1989-04-26	116	91	66	46.6	2691	4.5	0.0
1989-04-27	117	93	65	47.8	2694	4.7	0.0
1989-04-28	118	89	64	61.1	842	5.1	0.1
1989-04-29	119	86	68	53.5	1826	7.7	0.5
1989-04-30	120	86	65	38.0	2825	3.3	0.0
1989-05-01	121	77	66	45.1	2764	3.3	1.5
1989-05-02	122	77	56	51.0	2666	3.7	0.0
1989-05-03	123	75	49	57.0	2680	4.9	0.0
1989-05-04	124	77	53	60.8	2621	4.8	0.0
1989-05-05	125	83	63	62.3	2293	5.6	0.0
1989-05-06	126	82	58	57.6	2257	3.6	0.0
1989-05-07	127	70	44	61.1	2355	4.3	0.0
1989-05-08	128	75	38	60.3	2530	3.7	0.0
1989-05-09	129	70	56	58.3	2104	3.5	0.7
1989-05-10	130	77	58	59.4	2458	6.1	0.0
1989-05-11	131	71	46	50.3	2864	6.8	0.0
1989-05-12	132	74	46	39.8	1089	4.3	0.0
1989-05-13	133	75	46	43.3	2492	4.5	0.0
1989-05-14	134	83	60	50.5	1430	4.7	0.2
1989-05-15	135	84	64	57.2	2483	4.8	0.0
1989-05-16	136	79	56	61.7	2452	4.1	0.0
1989-05-17	137	83	54	62.2	2829	3.9	0.0
1989-05-18	138	85	61	64.0	2623	3.4	0.0
1989-05-19	139	81	59	64.4	2574	4.1	0.0
1989-05-20	140	85	59	61.5	2751	4.7	0.0
1989-05-21	141	91	64	65.9	2097	3.7	0.0
1989-05-22	142	88	64	68.1	1360	6.2	0.0

1989-05-23	143	87	70	69.4	2119	4.2	0.0
1989-05-24	144	90	57	65.2	1324	4.7	0.0
1989-05-25	145	89	61	66.4	2417	3.1	0.0
1989-05-26	146	95	70	68.6	1905	4.1	0.0
1989-05-27	147	97	73	67.9	1245	4.8	0.0
1989-05-28	148	86	69	66.6	2342	4.5	0.0
1989-05-29	149	87	62	64.1	1278	5.7	0.0
1989-05-30	150	92	64	48.9	2822	5.0	0.0
1989-05-31	151	94	69	49.3	2716	3.7	0.0
1989-06-01	152	98	71	55.5	2472	4.2	0.0
1989-06-02	153	98	74	56.8	1673	3.0	0.0
1989-06-03	154	93	69	60.0	2129	4.1	0.0
1989-06-04	155	91	69	60.9	2412	3.6	1.1
1989-06-05	156	93	69	58.6	2524	2.6	0.8
1989-06-06	157	73	69	64.6	1520	3.4	0.2
1989-06-07	158	87	70	67.8	1900	5.0	0.0
1989-06-08	159	80	70	67.1	2022	5.4	0.7
1989-06-09	160	85	70	64.0	2472	4.2	0.6
1989-06-10	161	90	68	67.2	1832	3.8	0.0
1989-06-11	162	91	66	65.4	2415	3.9	0.0
1989-06-12	163	92	69	67.1	2230	3.7	0.0
1989-06-13	164	92	74	68.0	1731	3.9	0.0
1989-06-14	165	91	73	68.4	2221	3.1	0.0
1989-06-15	166	92	72	67.2	2294	3.7	0.5
1989-06-16	167	85	68	67.5	2280	3.3	0.5
1989-06-17	168	85	70	66.3	2341	2.8	0.1
1989-06-18	169	92	68	71.4	1515	2.8	0.0
1989-06-19	170	88	69	70.0	2203	4.1	1.3
1989-06-20	171	87	69	70.6	2030	2.8	0.8
1989-06-21	172	89	70	70.9	2457	2.6	0.2
1989-06-22	173	88	69	71.5	2515	2.8	0.6
1989-06-23	174	90	70	72.5	1881	3.0	0.0
1989-06-24	175	90	71	71.9	2200	4.3	0.3
1989-06-25	176	91	72	70.0	2126	5.1	0.0
1989-06-26	177	92	70	62.9	2743	5.8	0.0
1989-06-27	178	93	73	56.7	2726	4.5	0.0
1989-06-28	179	95	71	60.4	1162	3.1	0.0
1989-06-29	180	89	70	63.8	2020	3.8	0.6
1989-06-30	181	85	71	64.9	2528	3.7	0.0
1989-07-01	182	86	66	66.3	2431	4.6	0.0
1989-07-02	183	87	64	66.8	2330	6.6	0.0
1989-07-03	184	88	71	52.6	2683	4.9	0.8
1989-07-04	185	87	71	66.3	322	4.9	1.6
1989-07-05	186	89	72	69.3	1537	3.8	0.0
1989-07-06	187	92	73	70.2	2000	3.4	0.0
1989-07-07	188	93	73	70.9	1789	6.2	0.0
1989-07-08	189	94	74	71.0	1895	6.0	0.0
1989-07-09	190	96	73	67.5	2429	4.1	0.0

1989-07-10	191	96	73	67.0	1600	6.7	0.0
1989-07-11	192	99	76	65.3	1803	8.1	0.0
1989-07-12	193	93	74	66.9	1947	3.5	0.5
1989-07-13	194	95	72	70.9	1637	4.2	0.0
1989-07-14	195	89	73	72.7	1508	5.5	0.0
1989-07-15	196	90	73	71.8	1372	2.4	1.0
1989-07-16	197	87	74	73.2	1945	3.2	0.3
1989-07-17	198	88	73	71.7	2467	4.0	0.0
1989-07-18	199	86	70	72.1	1113	4.1	0.0
1989-07-19	200	85	70	71.2	2115	6.2	1.5
1989-07-20	201	88	71	72.8	2323	4.3	0.8
1989-07-21	202	90	72	73.3	1795	4.7	0.5
1989-07-22	203	84	70	72.4	2484	4.4	1.0
1989-07-23	204	86	70	72.2	2425	4.3	0.2
1989-07-24	205	92	69	71.5	1200	4.8	0.0
1989-07-25	206	92	73	69.9	2172	4.8	0.0
1989-07-26	207	90	72	70.1	1831	3.5	0.3
1989-07-27	208	93	73	70.3	1680	2.8	0.9
1989-07-28	209	95	72	69.5	2509	3.8	0.0
1989-07-29	210	97	75	67.4	2386	3.5	0.0
1989-07-30	211	95	74	70.7	1604	4.5	0.0
1989-07-31	212	93	74	71.5	1216	3.7	0.0
1989-08-01	213	94	74	72.4	1701	3.3	1.1
1989-08-02	214	92	72	72.0	1250	3.0	0.0
1989-08-03	215	95	73	73.3	1766	2.9	0.0
1989-08-04	216	96	70	61.0	2013	2.7	0.0
1989-08-05	217	99	74	72.2	1550	2.9	0.0
1989-08-06	218	97	76	72.3	1772	2.7	0.0
1989-08-07	219	94	74	69.4	2106	4.2	0.0
1989-08-08	220	75	64	70.3	1001	2.6	0.0
1989-08-09	221	74	64	72.0	2077	3.4	0.0
1989-08-10	222	79	66	70.9	1016	4.1	0.0
1989-08-11	223	82	65	72.9	1160	4.4	0.0
1989-08-12	224	82	64	70.0	1911	4.0	0.0
1989-08-13	225	89	68	67.5	1634	3.6	0.0
1989-08-14	226	81	71	66.5	1940	2.5	0.0
1989-08-15	227	84	71	66.1	2176	2.4	0.1
1989-08-16	228	90	71	68.1	2169	2.4	0.0
1989-08-17	229	91	71	69.0	1826	3.1	0.5
1989-08-18	230	88	69	68.5	1992	3.2	0.0
1989-08-19	231	91	70	68.6	1996	3.9	0.0
1989-08-20	232	92	72	66.5	2219	3.7	0.2
1989-08-21	233	93	75	64.7	2161	2.6	0.0
1989-08-22	234	96	74	67.9	1682	3.0	0.0
1989-08-23	235	98	77	68.8	2052	2.9	0.0
1989-08-24	236	98	76	69.4	1307	3.6	0.0
1989-08-25	237	94	74	68.9	1482	3.0	0.0
1989-08-26	238	90	74	69.0	1575	3.1	0.0

1989-08-27	239	90	75	70.2	681	2.4	0.0
1989-08-28	240	92	73	68.7	1642	3.3	0.0
1989-08-29	241	91	75	66.3	1574	3.7	0.0
1989-08-30	242	95	75	62.8	1328	4.0	0.0
1989-08-31	243	90	75	63.7	1020	3.4	0.8
1989-09-01	244	92	73	69.2	1108	3.8	0.0
1989-09-02	245	97	75	69.5	1593	2.9	0.0
1989-09-03	246	81	75	71.3	1357	3.3	0.0
1989-09-04	247	85	66	70.6	762	6.1	0.0
1989-09-05	248	76	68	67.4	2248	6.6	0.1
1989-09-06	249	83	72	68.6	1855	3.1	0.0
1989-09-07	250	85	73	70.7	1903	3.1	0.0
1989-09-08	251	90	69	69.7	1986	3.0	0.0
1989-09-09	252	91	69	71.1	1449	3.6	0.0
1989-09-10	253	91	69	69.5	1543	3.0	0.0
1989-09-11	254	93	70	68.4	1645	3.4	0.0
1989-09-12	255	93	71	61.1	2078	4.7	0.0
1989-09-13	256	90	70	51.1	2265	3.6	0.0
1989-09-14	257	87	70	53.8	2139	2.2	0.0
1989-09-15	258	91	70	67.2	1041	4.8	0.0
1989-09-16	259	88	72	70.7	1806	7.5	0.0
1989-09-17	260	89	63	57.6	2033	4.1	0.0
1989-09-18	261	83	65	52.8	2120	3.7	0.0
1989-09-19	262	72	64	53.7	2103	2.3	0.0
1989-09-20	263	75	64	60.2	1132	3.4	0.0
1989-09-21	264	81	71	62.4	1930	6.3	5.1
1989-09-22	265	86	70	56.8	2065	3.4	0.0
1989-09-23	266	86	70	61.1	2000	2.6	0.0
1989-09-24	267	70	56	62.4	1910	2.1	0.1
1989-09-25	268	61	56	63.9	1779	4.6	0.2
1989-09-26	269	70	61	66.4	1781	5.8	0.0
1989-09-27	270	73	64	67.2	1449	5.0	0.0
1989-09-28	271	73	58	66.0	434	3.4	0.0
1989-09-29	272	83	65	63.0	224	4.5	0.0
1989-09-30	273	79	67	62.1	319	4.6	0.0
1989-10-01	274	79	73	64.1	347	3.1	1.9
1989-10-02	275	83	69	66.1	1139	2.9	0.0
1989-10-03	276	90	65	53.9	1833	6.5	0.0
1989-10-04	277	82	63	43.5	1816	6.6	0.0
1989-10-05	278	84	56	50.5	815	6.5	0.0
1989-10-06	279	89	65	53.4	270	7.5	0.0
1989-10-07	280	89	63	59.5	708	8.0	0.0
1989-10-08	281	77	59	57.7	1702	5.1	0.0
1989-10-09	282	68	50	45.2	1762	4.0	0.0
1989-10-10	283	73	47	45.7	1845	4.5	0.0
1989-10-11	284	83	52	42.8	1871	3.5	0.0
1989-10-12	285	83	54	44.8	1869	2.6	0.0
1989-10-13	286	84	57	50.3	1756	2.3	0.0

1989-10-14	287	73	66	52.2	1738	2.1	0.1
1989-10-15	288	84	63	56.7	1406	2.2	0.0
1989-10-16	289	89	66	61.6	1420	2.1	0.0
1989-10-17	290	87	71	60.6	1227	4.1	0.2
1989-10-18	291	73	70	36.4	1590	6.7	0.5
1989-10-19	292	71	46	36.1	1762	3.0	0.0
1989-10-20	293	55	38	41.2	1653	2.3	0.0
1989-10-21	294	69	35	49.3	1628	2.9	0.0
1989-10-22	295	79	44	56.7	601	4.8	0.0
1989-10-23	296	73	46	42.0	1740	3.4	0.0
1989-10-24	297	74	50	44.0	1572	2.1	0.0
1989-10-25	298	73	50	53.6	933	3.7	0.0
1989-10-26	299	76	53	59.7	790	3.0	0.0
1989-10-27	300	77	55	62.9	1210	3.5	0.0
1989-10-28	301	77	58	63.4	1382	2.8	0.0
1989-10-29	302	78	57	65.3	1066	5.8	0.0
1989-10-30	303	70	61	56.2	1539	3.1	0.0
1989-10-31	304	75	54	50.9	1281	3.4	0.0
1989-11-01	305	67	48	53.2	632	6.9	0.0
1989-11-02	306	56	49	28.0	1570	4.3	0.5
1989-11-03	307	62	43	35.5	1403	3.1	0.1
1989-11-04	308	64	37	51.9	1235	3.5	0.0
1989-11-05	309	68	40	56.8	1130	3.6	0.0
1989-11-06	310	71	46	64.8	671	4.2	0.0
1989-11-07	311	72	56	60.8	463	7.9	0.0
1989-11-08	312	65	62	32.4	1450	7.0	0.1
1989-11-09	313	73	44	32.3	857	4.3	0.0
1989-11-10	314	71	39	27.9	1404	3.8	0.0
1989-11-11	315	74	40	27.6	1397	3.0	0.0
1989-11-12	316	81	44	30.6	1336	2.5	0.0
1989-11-13	317	79	44	34.6	1298	2.7	0.0
1989-11-14	318	69	46	26.2	1393	7.2	0.0
1989-11-15	319	77	56	27.0	1191	6.7	1.5
1989-11-16	320	65	35	35.9	955	4.9	0.0
1989-11-17	321	49	26	44.9	756	2.1	0.0
1989-11-18	322	58	29	53.0	59	2.6	0.0
1989-11-19	323	55	34	46.1	221	3.9	0.0
1989-11-20	324	67	31	51.1	723	3.4	0.0
1989-11-21	325	70	40	40.3	1256	5.5	0.0
1989-11-22	326	49	34	31.9	1284	2.3	0.6
1989-11-23	327	44	31	40.2	1155	2.9	0.0
1989-11-24	328	48	25	50.8	785	5.0	0.0
1989-11-25	329	61	29	47.5	764	8.0	0.0
1989-11-26	330	65	51	28.8	1311	4.5	0.0
1989-11-27	331	69	48	24.5	1128	2.4	0.0
1989-11-28	332	67	54	27.4	397	2.6	0.3
1989-11-29	333	53	34	41.9	376	4.8	0.0
1989-11-30	334	57	24	56.8	96	7.4	0.0

1989-12-01	335	63	30	40.0	1261	5.2	0.0
1989-12-02	336	58	33	34.4	1227	2.1	0.0
1989-12-03	337	43	25	32.9	1172	2.3	0.0
1989-12-04	338	55	18	37.1	262	3.8	0.0
1989-12-05	339	66	38	38.0	1259	3.4	0.0
1989-12-06	340	73	46	52.4	533	5.6	0.0
1989-12-07	341	62	57	33.5	1223	5.7	1.0
1989-12-08	342	57	40	21.4	1149	6.5	1.3
1989-12-09	343	40	38	27.5	1197	2.9	0.5
1989-12-10	344	45	38	39.7	875	4.5	0.0
1989-12-11	345	61	44	50.0	979	4.6	0.0
1989-12-12	346	59	45	49.2	985	5.1	0.6
1989-12-13	347	50	37	35.7	1166	3.4	0.0
1989-12-14	348	57	33	33.1	1178	3.1	0.0
1989-12-15	349	63	33	33.7	1165	2.9	0.0
1989-12-16	350	54	32	45.3	643	5.9	0.0
1989-12-17	351	39	29	36.3	285	3.9	0.0
1989-12-18	352	39	33	28.9	899	8.1	0.0
1989-12-19	353	38	36	13.2	1214	5.2	0.4
1989-12-20	354	47	34	17.7	1239	2.1	0.0
1989-12-21	355	54	30	24.1	982	2.6	0.0
1989-12-22	356	35	26	36.3	1136	2.2	0.0
1989-12-23	357	26	20	45.8	1025	5.8	0.0
1989-12-24	358	39	21	31.7	1205	4.3	0.0
1989-12-25	359	43	28	30.8	598	3.8	0.0
1989-12-26	360	56	32	41.5	431	2.8	0.0
1989-12-27	361	59	29	50.3	679	2.5	0.0
1989-12-28	362	66	35	55.5	830	2.3	0.0
1989-12-29	363	64	35	54.9	705	1.8	0.0
1989-12-30	364	74	53	55.9	669	3.2	0.0
1989-12-31	365	65	59	55.9	669	3.2	0.8
1990-01-01	366	65	37	54.6	231	3.0	0.0
1990-01-02	367	57	35	57.6	340	3.8	0.0
1990-01-03	368	71	44	42.3	577	8.7	0.0
1990-01-04	369	74	56	25.1	1000	5.9	0.0
1990-01-05	370	60	56	28.9	1208	2.4	0.3
1990-01-06	371	64	54	33.9	678	3.9	0.4
1990-01-07	372	55	49	31.7	119	7.1	0.9
1990-01-08	373	60	50	13.6	1278	9.2	0.0
1990-01-09	374	64	43	14.6	1280	6.0	0.0
1990-01-10	375	69	45	25.4	1292	5.6	0.0
1990-01-11	376	75	49	27.3	751	4.3	0.0
1990-01-12	377	63	38	35.5	449	7.6	0.0
1990-01-13	378	56	32	28.8	1293	5.4	0.0
1990-01-14	379	59	31	33.7	1303	3.0	0.0
1990-01-15	380	68	38	40.8	1238	3.7	0.0
1990-01-16	381	75	41	40.9	696	3.5	0.0
1990-01-17	382	73	45	42.5	421	4.0	0.0

1990-01-18	383	79	51	54.2	605	5.4	0.0
1990-01-19	384	73	53	41.2	1282	11.3	0.0
1990-01-20	385	64	52	18.0	1396	4.3	0.4
1990-01-21	386	67	51	26.6	617	4.4	0.0
1990-01-22	387	69	39	25.2	1418	3.9	0.0
1990-01-23	388	70	37	35.2	1299	2.7	0.0
1990-01-24	389	66	47	44.7	615	7.8	0.0
1990-01-25	390	72	47	22.9	1446	5.4	0.8
1990-01-26	391	58	34	34.7	1068	6.4	0.0
1990-01-27	392	65	30	45.2	979	10.0	0.0
1990-01-28	393	68	37	17.1	1472	5.4	0.0
1990-01-29	394	73	44	29.3	667	4.3	0.2
1990-01-30	395	64	33	40.3	907	2.9	0.0
1990-01-31	396	68	40	52.5	782	5.1	0.0
1990-02-01	397	69	42	37.9	529	4.7	0.0
1990-02-02	398	77	60	41.7	222	5.1	0.0
1990-02-03	399	79	60	31.4	193	5.7	0.0
1990-02-04	400	76	49	23.4	126	0.4	0.1
1990-02-05	401	59	39	15.2	49	0.4	0.0
1990-02-06	402	68	35	30.3	68	2.6	0.0
1990-02-07	403	73	50	35.8	1332	4.3	0.0
1990-02-08	404	71	45	43.8	1287	8.5	0.0
1990-02-09	405	73	58	33.3	1651	3.8	0.0
1990-02-10	406	69	54	46.6	917	8.0	0.0
1990-02-11	407	65	46	20.6	1709	12.1	0.0
1990-02-12	408	72	39	18.9	1725	6.7	0.0
1990-02-13	409	73	40	26.9	1351	7.1	0.0
1990-02-14	410	75	51	43.1	947	6.0	0.0
1990-02-15	411	80	57	29.7	1168	8.7	0.0
1990-02-16	412	80	62	19.6	2029	5.0	1.0
1990-02-17	413	73	57	20.7	1777	5.0	0.0
1990-02-18	414	57	43	37.2	1065	4.5	0.6
1990-02-19	415	55	43	48.9	936	5.6	0.1
1990-02-20	416	63	47	47.8	1386	2.3	0.0
1990-02-21	417	62	39	51.1	1012	3.1	0.2
1990-02-22	418	79	57	54.0	582	2.8	0.4
1990-02-23	419	68	47	54.6	711	5.0	0.0
1990-02-24	420	67	39	51.9	1688	6.0	0.0
1990-02-25	421	54	31	52.2	976	3.3	0.0
1990-02-26	422	49	29	55.6	261	4.3	0.0
1990-02-27	423	67	32	30.3	1452	5.4	0.0
1990-02-28	424	73	45	36.0	1102	3.2	0.0
1990-03-01	425	65	48	34.6	1887	5.4	0.0
1990-03-02	426	59	46	29.3	125	3.7	1.3
1990-03-03	427	61	49	26.4	1996	3.2	0.0
1990-03-04	428	67	45	41.4	1605	5.5	0.0
1990-03-05	429	74	45	54.8	302	5.7	0.0
1990-03-06	430	74	48	57.4	347	6.3	0.0

1990-03-07	431	57	46	21.4	2130	12.7	0.0
1990-03-08	432	46	42	10.1	2122	6.5	0.0
1990-03-09	433	55	46	15.8	2030	5.8	0.3
1990-03-10	434	77	52	17.5	2050	8.4	0.0
1990-03-11	435	83	54	16.5	2241	4.6	0.0
1990-03-12	436	87	55	23.3	2212	2.7	0.0
1990-03-13	437	87	60	37.6	1854	4.2	0.0
1990-03-14	438	81	56	49.3	1555	7.6	0.0
1990-03-15	439	81	62	54.9	1376	5.1	0.0
1990-03-16	440	84	68	56.8	213	4.6	0.0
1990-03-17	441	72	55	53.1	610	3.4	0.1
1990-03-18	442	71	45	43.1	811	10.3	0.0
1990-03-19	443	74	45	24.2	1321	11.1	0.0
1990-03-20	444	59	40	24.6	1425	10.6	0.0
1990-03-21	445	67	31	23.9	2329	6.6	0.0
1990-03-22	446	73	39	20.0	2406	4.0	0.0
1990-03-23	447	82	51	30.2	2317	3.9	0.0
1990-03-24	448	81	52	46.5	832	4.7	0.0
1990-03-25	449	82	55	48.7	1832	2.2	0.0
1990-03-26	450	72	53	44.4	342	5.0	0.0
1990-03-27	451	65	48	43.5	302	6.5	0.0
1990-03-28	452	65	46	44.9	1599	3.5	0.1
1990-03-29	453	56	52	47.9	872	4.6	0.6
1990-03-30	454	58	48	47.3	793	4.3	0.4
1990-03-31	455	69	56	51.0	695	5.4	0.1
1990-04-01	456	83	53	31.8	2352	6.9	0.0
1990-04-02	457	77	60	35.5	2460	3.9	0.0
1990-04-03	458	67	46	44.3	2272	5.6	0.0
1990-04-04	459	68	36	44.7	2516	6.5	0.0
1990-04-05	460	80	44	42.4	228	3.5	0.0
1990-04-06	461	78	59	39.5	2171	4.5	0.0
1990-04-07	462	63	43	38.4	1737	4.0	0.0
1990-04-08	463	67	39	36.3	2204	7.3	0.0
1990-04-09	464	73	44	22.8	2622	5.2	0.0
1990-04-10	465	77	60	30.4	2563	2.9	0.3
1990-04-11	466	68	49	35.2	2434	4.8	0.0
1990-04-12	467	67	36	47.3	1480	6.0	0.0
1990-04-13	468	69	40	54.8	2421	4.7	0.0
1990-04-14	469	69	48	52.6	15	2.4	0.0
1990-04-15	470	80	60	30.4	2576	13.3	0.0
1990-04-16	471	82	50	33.7	2641	4.0	0.0
1990-04-17	472	87	53	40.0	2350	3.7	0.0
1990-04-18	473	69	53	48.6	1143	4.0	0.0
1990-04-19	474	62	49	55.2	2176	6.3	0.0
1990-04-20	475	74	56	54.6	2452	3.6	0.0
1990-04-21	476	80	54	56.6	2448	4.6	0.0
1990-04-22	477	80	59	57.3	2037	7.6	0.0
1990-04-23	478	81	55	37.1	2741	5.8	0.0

1990-04-24	479	85	52	38.9	2774	4.6	0.0
1990-04-25	480	88	55	55.3	1037	7.4	0.0
1990-04-26	481	90	58	46.6	2691	4.5	0.0
1990-04-27	482	87	56	47.8	2694	4.7	0.0
1990-04-28	483	73	59	61.1	842	5.1	0.7
1990-04-29	484	77	59	53.5	1826	7.7	0.0
1990-04-30	485	88	63	38.0	2825	3.3	0.0
1990-05-01	486	93	66	45.1	2764	3.3	0.0
1990-05-02	487	94	63	51.0	2666	3.7	0.0
1990-05-03	488	87	68	57.0	2680	4.9	0.0
1990-05-04	489	85	72	60.8	2621	4.8	0.0
1990-05-05	490	75	65	62.3	2293	5.6	0.5
1990-05-06	491	69	54	57.6	2257	3.6	0.1
1990-05-07	492	78	49	61.1	2355	4.3	0.0
1990-05-08	493	80	52	60.3	2530	3.7	0.0
1990-05-09	494	74	64	58.3	2104	3.5	0.8
1990-05-10	495	85	59	59.4	2458	6.1	0.0
1990-05-11	496	80	48	50.3	2864	6.8	0.0
1990-05-12	497	82	57	39.8	1089	4.3	0.0
1990-05-13	498	81	65	43.3	2492	4.5	0.0
1990-05-14	499	91	61	50.5	1430	4.7	0.0
1990-05-15	500	90	67	57.2	2483	4.8	0.0
1990-05-16	501	92	68	61.7	2452	4.1	0.0
1990-05-17	502	89	69	62.2	2829	3.9	0.3
1990-05-18	503	84	55	64.0	2623	3.4	0.0
1990-05-19	504	87	56	64.4	2574	4.1	0.0
1990-05-20	505	90	69	61.5	2751	4.7	0.2
1990-05-21	506	90	66	65.9	2097	3.7	0.0
1990-05-22	507	80	62	68.1	1360	6.2	0.0
1990-05-23	508	79	54	69.4	2119	4.2	0.0
1990-05-24	509	83	57	65.2	1324	4.7	0.0
1990-05-25	510	85	58	66.4	2417	3.1	0.0
1990-05-26	511	88	66	68.6	1905	4.1	0.0
1990-05-27	512	92	70	67.9	1245	4.8	0.3
1990-05-28	513	84	68	66.6	2342	4.5	1.3
1990-05-29	514	78	63	64.1	1278	5.7	0.0
1990-05-30	515	83	56	48.9	2822	5.0	0.0
1990-05-31	516	82	62	49.3	2716	3.7	0.0
1990-06-01	517	85	62	55.5	2472	4.2	0.0
1990-06-02	518	79	67	56.8	1673	3.0	0.0
1990-06-03	519	91	70	60.0	2129	4.1	0.1
1990-06-04	520	92	70	60.9	2412	3.6	0.0
1990-06-05	521	88	64	58.6	2524	2.6	0.0
1990-06-06	522	92	66	64.6	1520	3.4	0.0
1990-06-07	523	97	72	67.8	1900	5.0	0.0
1990-06-08	524	97	71	67.1	2022	5.4	2.8
1990-06-09	525	90	68	64.0	2472	4.2	0.0
1990-06-10	526	95	72	67.2	1832	3.8	0.0

1990-06-11	527	89	69	65.4	2415	3.9	0.0
1990-06-12	528	86	65	67.1	2230	3.7	0.0
1990-06-13	529	87	61	68.0	1731	3.9	0.0
1990-06-14	530	94	66	68.4	2221	3.1	0.0
1990-06-15	531	96	73	67.2	2294	3.7	0.0
1990-06-16	532	84	72	67.5	2280	3.3	0.0
1990-06-17	533	89	69	66.3	2341	2.8	0.0
1990-06-18	534	94	68	71.4	1515	2.8	0.0
1990-06-19	535	97	72	70.0	2203	4.1	0.0
1990-06-20	536	97	68	70.6	2030	2.8	0.0
1990-06-21	537	103	72	70.9	2457	2.6	1.0
1990-06-22	538	96	71	71.5	2515	2.8	0.9
1990-06-23	539	88	70	72.5	1881	3.0	0.0
1990-06-24	540	90	63	71.9	2200	4.3	0.0
1990-06-25	541	94	63	70.0	2126	5.1	0.0
1990-06-26	542	92	68	62.9	2743	5.8	0.0
1990-06-27	543	93	69	56.7	2726	4.5	0.0
1990-06-28	544	95	70	60.4	1162	3.1	0.0
1990-06-29	545	100	73	63.8	2020	3.8	0.0
1990-06-30	546	102	75	64.9	2528	3.7	0.0
1990-07-01	547	102	79	66.3	2431	4.6	0.0
1990-07-02	548	96	76	66.8	2330	6.6	0.0
1990-07-03	549	93	68	52.6	2683	4.9	0.0
1990-07-04	550	97	70	66.3	322	4.9	0.0
1990-07-05	551	100	75	69.3	1537	3.8	0.0
1990-07-06	552	103	74	70.2	2000	3.4	0.0
1990-07-07	553	100	80	70.9	1789	6.2	0.0
1990-07-08	554	98	76	71.0	1895	6.0	0.0
1990-07-09	555	100	75	67.5	2429	4.1	0.0
1990-07-10	556	102	76	67.0	1600	6.7	0.0
1990-07-11	557	102	75	65.3	1803	8.1	0.0
1990-07-12	558	96	73	66.9	1947	3.5	0.0
1990-07-13	559	94	71	70.9	1637	4.2	1.5
1990-07-14	560	80	73	72.7	1508	5.5	0.2
1990-07-15	561	90	70	71.8	1372	2.4	0.0
1990-07-16	562	94	66	73.2	1945	3.2	0.0
1990-07-17	563	94	72	71.7	2467	4.0	0.6
1990-07-18	564	87	72	72.1	1113	4.1	0.3
1990-07-19	565	86	72	71.2	2115	6.2	0.1
1990-07-20	566	85	70	72.8	2323	4.3	0.0
1990-07-21	567	88	71	73.3	1795	4.7	0.1
1990-07-22	568	86	72	72.4	2484	4.4	0.1
1990-07-23	569	95	72	72.2	2425	4.3	0.1
1990-07-24	570	96	73	71.5	1200	4.8	0.0
1990-07-25	571	91	73	69.9	2172	4.8	4.5
1990-07-26	572	92	72	70.1	1831	3.5	0.0
1990-07-27	573	91	72	70.3	1680	2.8	0.0
1990-07-28	574	89	74	69.5	2509	3.8	0.0

1990-07-29	575	96	73	67.4	2386	3.5	0.0
1990-07-30	576	97	74	70.7	1604	4.5	0.0
1990-07-31	577	101	76	71.5	1216	3.7	0.0
1990-08-01	578	97	74	72.4	1701	3.3	0.0
1990-08-02	579	93	73	72.0	1250	3.0	1.3
1990-08-03	580	93	73	73.3	1766	2.9	0.0
1990-08-04	581	92	74	61.0	2013	2.7	0.0
1990-08-05	582	94	74	72.2	1550	2.9	0.0
1990-08-06	583	95	75	72.3	1772	2.7	0.1
1990-08-07	584	90	75	69.4	2106	4.2	0.0
1990-08-08	585	91	72	70.3	1001	2.6	0.5
1990-08-09	586	91	71	72.0	2077	3.4	0.0
1990-08-10	587	92	70	70.9	1016	4.1	0.0
1990-08-11	588	98	68	72.9	1160	4.4	0.0
1990-08-12	589	95	71	70.0	1911	4.0	0.0
1990-08-13	590	96	73	67.5	1634	3.6	0.0
1990-08-14	591	96	76	66.5	1940	2.5	0.0
1990-08-15	592	96	73	66.1	2176	2.4	0.0
1990-08-16	593	96	76	68.1	2169	2.4	0.0
1990-08-17	594	88	72	69.0	1826	3.1	0.0
1990-08-18	595	94	71	68.5	1992	3.2	0.0
1990-08-19	596	99	74	68.6	1996	3.9	0.0
1990-08-20	597	99	76	66.5	2219	3.7	0.0
1990-08-21	598	100	77	64.7	2161	2.6	3.3
1990-08-22	599	81	70	67.9	1682	3.0	0.0
1990-08-23	600	92	74	68.8	2052	2.9	0.0
1990-08-24	601	93	72	69.4	1307	3.6	0.0
1990-08-25	602	95	77	68.9	1482	3.0	0.0
1990-08-26	603	96	76	69.0	1575	3.1	0.0
1990-08-27	604	95	75	70.2	681	2.4	0.0
1990-08-28	605	101	74	68.7	1642	3.3	0.0
1990-08-29	606	102	77	66.3	1574	3.7	0.0
1990-08-30	607	92	71	62.8	1328	4.0	0.9
1990-08-31	608	89	70	63.7	1020	3.4	0.0
1990-09-01	609	91	73	69.2	1108	3.8	0.0
1990-09-02	610	96	71	69.5	1593	2.9	0.0
1990-09-03	611	99	72	71.3	1357	3.3	0.0
1990-09-04	612	89	72	70.6	762	6.1	0.0
1990-09-05	613	93	67	67.4	2248	6.6	0.0
1990-09-06	614	98	69	68.6	1855	3.1	0.0
1990-09-07	615	100	73	70.7	1903	3.1	0.0
1990-09-08	616	104	76	69.7	1986	3.0	0.3
1990-09-09	617	94	73	71.1	1449	3.6	0.0
1990-09-10	618	96	75	69.5	1543	3.0	0.0
1990-09-11	619	96	73	68.4	1645	3.4	0.0
1990-09-12	620	94	73	61.1	2078	4.7	0.0
1990-09-13	621	92	72	51.1	2265	3.6	0.0
1990-09-14	622	77	73	53.8	2139	2.2	0.3

1990-09-15	623	95	70	67.2	1041	4.8	0.0
1990-09-16	624	91	64	70.7	1806	7.5	0.0
1990-09-17	625	88	60	57.6	2033	4.1	0.0
1990-09-18	626	85	60	52.8	2120	3.7	0.0
1990-09-19	627	90	62	53.7	2103	2.3	0.0
1990-09-20	628	96	70	60.2	1132	3.4	0.0
1990-09-21	629	95	72	62.4	1930	6.3	0.0
1990-09-22	630	95	73	56.8	2065	3.4	0.0
1990-09-23	631	83	61	61.1	2000	2.6	0.0
1990-09-24	632	76	50	62.4	1910	2.1	0.0
1990-09-25	633	84	49	63.9	1779	4.6	0.0
1990-09-26	634	91	53	66.4	1781	5.8	0.0
1990-09-27	635	92	57	67.2	1449	5.0	0.0
1990-09-28	636	85	64	66.0	434	3.4	0.0
1990-09-29	637	83	65	63.0	224	4.5	0.0
1990-09-30	638	81	67	62.1	319	4.6	0.1
1990-10-01	639	90	64	64.1	347	3.1	0.0
1990-10-02	640	91	66	66.1	1139	2.9	0.2
1990-10-03	641	89	69	53.9	1833	6.5	0.0
1990-10-04	642	91	69	43.5	1816	6.6	0.2
1990-10-05	643	85	61	50.5	815	6.5	0.0
1990-10-06	644	90	55	53.4	270	7.5	0.0
1990-10-07	645	90	68	59.5	708	8.0	0.0
1990-10-08	646	91	69	57.7	1702	5.1	0.0
1990-10-09	647	90	67	45.2	1762	4.0	0.0
1990-10-10	648	73	67	45.7	1845	4.5	5.0
1990-10-11	649	73	68	42.8	1871	3.5	2.8
1990-10-12	650	80	69	44.8	1869	2.6	5.3
1990-10-13	651	85	68	50.3	1756	2.3	0.0
1990-10-14	652	85	63	52.2	1738	2.1	0.0
1990-10-15	653	88	56	56.7	1406	2.2	0.0
1990-10-16	654	84	60	61.6	1420	2.1	0.0
1990-10-17	655	84	63	60.6	1227	4.1	0.0
1990-10-18	656	82	61	36.4	1590	6.7	0.1
1990-10-19	657	71	46	36.1	1762	3.0	0.0
1990-10-20	658	75	48	41.2	1653	2.3	0.0
1990-10-21	659	81	61	49.3	1628	2.9	0.0
1990-10-22	660	78	68	56.7	601	4.8	4.0
1990-10-23	661	74	61	42.0	1740	3.4	0.0
1990-10-24	662	80	57	44.0	1572	2.1	0.1
1990-10-25	663	63	49	53.6	933	3.7	0.0
1990-10-26	664	64	44	59.7	790	3.0	0.0
1990-10-27	665	68	40	62.9	1210	3.5	0.0
1990-10-28	666	76	44	63.4	1382	2.8	0.0
1990-10-29	667	72	48	65.3	1066	5.8	0.0
1990-10-30	668	71	42	56.2	1539	3.1	0.0
1990-10-31	669	79	41	50.9	1281	3.4	0.0
1990-11-01	670	80	48	53.2	632	6.9	0.0

1990-11-02	671	82	48	28.0	1570	4.3	0.0
1990-11-03	672	82	54	35.5	1403	3.1	0.0
1990-11-04	673	80	57	51.9	1235	3.5	0.0
1990-11-05	674	81	56	56.8	1130	3.6	0.0
1990-11-06	675	75	45	64.8	671	4.2	0.0
1990-11-07	676	77	50	60.8	463	7.9	0.0
1990-11-08	677	63	49	32.4	1450	7.0	1.3
1990-11-09	678	53	46	32.3	857	4.3	0.0
1990-11-10	679	59	44	27.9	1404	3.8	0.0
1990-11-11	680	71	38	27.6	1397	3.0	0.0
1990-11-12	681	78	44	30.6	1336	2.5	0.0
1990-11-13	682	75	46	34.6	1298	2.7	0.0
1990-11-14	683	70	45	26.2	1393	7.2	0.0
1990-11-15	684	74	41	27.0	1191	6.7	0.0
1990-11-16	685	76	45	35.9	955	4.9	0.0
1990-11-17	686	66	48	44.9	756	2.1	0.0
1990-11-18	687	65	37	53.0	59	2.6	0.0
1990-11-19	688	71	36	46.1	221	3.9	0.0
1990-11-20	689	74	45	51.1	723	3.4	0.0
1990-11-21	690	73	49	40.3	1256	5.5	0.0
1990-11-22	691	76	45	31.9	1284	2.3	0.0
1990-11-23	692	71	57	40.2	1155	2.9	0.0
1990-11-24	693	74	46	50.8	785	5.0	0.0
1990-11-25	694	78	48	47.5	764	8.0	0.0
1990-11-26	695	78	45	28.8	1311	4.5	0.0
1990-11-27	696	76	51	24.5	1128	2.4	0.1
1990-11-28	697	83	68	27.4	397	2.6	0.2
1990-11-29	698	68	41	41.9	376	4.8	0.0
1990-11-30	699	59	33	56.8	96	7.4	0.0
1990-12-01	700	75	56	40.0	1261	5.2	0.0
1990-12-02	701	76	59	34.4	1227	2.1	0.0
1990-12-03	702	70	68	32.9	1172	2.3	0.0
1990-12-04	703	55	28	37.1	262	3.8	0.0
1990-12-05	704	60	30	38.0	1259	3.4	0.0
1990-12-06	705	63	38	52.4	533	5.6	0.0
1990-12-07	706	55	43	33.5	1223	5.7	0.6
1990-12-08	707	57	32	21.4	1149	6.5	0.0
1990-12-09	708	65	36	27.5	1197	2.9	0.0
1990-12-10	709	68	43	39.7	875	4.5	0.0
1990-12-11	710	70	36	50.0	979	4.6	0.0
1990-12-12	711	60	41	49.2	985	5.1	0.0
1990-12-13	712	74	44	35.7	1166	3.4	0.0
1990-12-14	713	59	50	33.1	1178	3.1	0.0
1990-12-15	714	62	56	33.7	1165	2.9	0.1
1990-12-16	715	67	55	45.3	643	5.9	0.0
1990-12-17	716	66	54	36.3	285	3.9	0.0
1990-12-18	717	77	58	28.9	899	8.1	0.3
1990-12-19	718	64	58	13.2	1214	5.2	0.1

1990-12-20	719	57	48	17.7	1239	2.1	0.3
1990-12-21	720	59	48	24.1	982	2.6	0.1
1990-12-22	721	74	59	36.3	1136	2.2	0.0
1990-12-23	722	79	65	45.8	1025	5.8	0.1
1990-12-24	723	49	35	31.7	1205	4.3	0.0
1990-12-25	724	45	29	30.8	598	3.8	0.0
1990-12-26	725	47	38	41.5	431	2.8	0.0
1990-12-27	726	41	37	50.3	679	2.5	0.1
1990-12-28	727	49	39	55.5	830	2.3	0.0
1990-12-29	728	60	47	54.9	705	1.8	0.0
1990-12-30	729	75	60	55.9	669	3.2	0.1
1990-12-31	730	64	50	55.9	669	3.2	0.0
1991-01-01	731	50	42	54.6	231	3.0	0.4
1991-01-02	732	52	43	57.6	340	3.8	0.0
1991-01-03	733	51	46	42.3	577	8.7	0.2
1991-01-04	734	55	46	25.1	1000	5.9	0.0
1991-01-05	735	56	44	28.9	1208	2.4	0.0
1991-01-06	736	67	44	33.9	678	3.9	0.0
1991-01-07	737	69	40	31.7	119	7.1	0.4
1991-01-08	738	47	39	13.6	1278	9.2	0.0
1991-01-09	739	45	38	14.6	1280	6.0	0.0
1991-01-10	740	49	42	25.4	1292	5.6	0.2
1991-01-11	741	65	47	27.3	751	4.3	1.3
1991-01-12	742	54	37	35.5	449	7.6	0.1
1991-01-13	743	51	29	28.8	1293	5.4	0.0
1991-01-14	744	60	29	33.7	1303	3.0	0.0
1991-01-15	745	67	36	40.8	1238	3.7	0.8
1991-01-16	746	73	44	40.9	696	3.5	0.2
1991-01-17	747	62	37	42.5	421	4.0	0.0
1991-01-18	748	63	35	54.2	605	5.4	0.0
1991-01-19	749	52	44	41.2	1282	11.3	1.3
1991-01-20	750	56	47	18.0	1396	4.3	0.1
1991-01-21	751	50	36	26.6	617	4.4	0.0
1991-01-22	752	47	26	25.2	1418	3.9	0.0
1991-01-23	753	51	28	35.2	1299	2.7	0.3
1991-01-24	754	40	38	44.7	615	7.8	1.3
1991-01-25	755	50	34	22.9	1446	5.4	0.0
1991-01-26	756	56	30	34.7	1068	6.4	0.0
1991-01-27	757	61	30	45.2	979	10.0	0.0
1991-01-28	758	57	47	17.1	1472	5.4	0.1
1991-01-29	759	59	55	29.3	667	4.3	0.7
1991-01-30	760	62	60	40.3	907	2.9	0.4
1991-01-31	761	61	39	52.5	782	5.1	0.1
1991-02-01	762	55	35	37.9	529	4.7	0.0
1991-02-02	763	70	41	41.7	222	5.1	0.0
1991-02-03	764	74	44	31.4	193	5.7	0.0
1991-02-04	765	76	42	23.4	126	0.4	0.0
1991-02-05	766	75	45	15.2	49	0.4	0.0

1991-02-06	767	66	58	30.3	68	2.6	0.9
1991-02-07	768	72	53	35.8	1332	4.3	0.1
1991-02-08	769	55	46	43.8	1287	8.5	0.0
1991-02-09	770	72	37	33.3	1651	3.8	0.0
1991-02-10	771	72	37	46.6	917	8.0	0.0
1991-02-11	772	65	41	20.6	1709	12.1	0.0
1991-02-12	773	68	38	18.9	1725	6.7	0.0
1991-02-13	774	63	45	26.9	1351	7.1	0.0
1991-02-14	775	66	48	43.1	947	6.0	0.0
1991-02-15	776	44	22	29.7	1168	8.7	0.0
1991-02-16	777	43	17	19.6	2029	5.0	0.0
1991-02-17	778	49	26	20.7	1777	5.0	0.0
1991-02-18	779	76	44	37.2	1065	4.5	0.0
1991-02-19	780	77	58	48.9	936	5.6	0.0
1991-02-20	781	82	58	47.8	1386	2.3	0.0
1991-02-21	782	80	64	51.1	1012	3.1	0.0
1991-02-22	783	74	62	54.0	582	2.8	0.4
1991-02-23	784	63	43	54.6	711	5.0	0.1
1991-02-24	785	54	40	51.9	1688	6.0	0.0
1991-02-25	786	62	45	52.2	976	3.3	0.0
1991-02-26	787	53	42	55.6	261	4.3	0.0
1991-02-27	788	60	30	30.3	1452	5.4	0.0
1991-02-28	789	69	33	36.0	1102	3.2	0.0
1991-03-01	790	75	48	34.6	1887	5.4	1.5
1991-03-02	791	68	57	29.3	125	3.7	0.5
1991-03-03	792	68	51	26.4	1996	3.2	2.3
1991-03-04	793	69	43	41.4	1605	5.5	0.0
1991-03-05	794	69	35	54.8	302	5.7	0.0
1991-03-06	795	74	50	57.4	347	6.3	0.0
1991-03-07	796	78	56	21.4	2130	12.7	0.0
1991-03-08	797	57	45	10.1	2122	6.5	0.0
1991-03-09	798	62	35	15.8	2030	5.8	0.0
1991-03-10	799	57	39	17.5	2050	8.4	0.0
1991-03-11	800	66	30	16.5	2241	4.6	0.0
1991-03-12	801	70	41	23.3	2212	2.7	0.3
1991-03-13	802	71	51	37.6	1854	4.2	0.9
1991-03-14	803	67	49	49.3	1555	7.6	0.0
1991-03-15	804	57	37	54.9	1376	5.1	0.0
1991-03-16	805	59	43	56.8	213	4.6	0.0
1991-03-17	806	58	43	53.1	610	3.4	0.1
1991-03-18	807	75	55	43.1	811	10.3	0.0
1991-03-19	808	71	43	24.2	1321	11.1	0.0
1991-03-20	809	75	41	24.6	1425	10.6	0.0
1991-03-21	810	77	51	23.9	2329	6.6	0.0
1991-03-22	811	86	61	20.0	2406	4.0	0.0
1991-03-23	812	80	63	30.2	2317	3.9	0.0
1991-03-24	813	84	56	46.5	832	4.7	0.0
1991-03-25	814	84	47	48.7	1832	2.2	0.0

1991-03-26	815	85	49	44.4	342	5.0	0.0
1991-03-27	816	86	61	43.5	302	6.5	0.0
1991-03-28	817	79	68	44.9	1599	3.5	0.0
1991-03-29	818	76	64	47.9	872	4.6	2.5
1991-03-30	819	67	50	47.3	793	4.3	0.0
1991-03-31	820	70	55	51.0	695	5.4	0.0
1991-04-01	821	77	52	31.8	2352	6.9	0.0
1991-04-02	822	79	47	35.5	2460	3.9	0.0
1991-04-03	823	76	50	44.3	2272	5.6	0.0
1991-04-04	824	74	55	44.7	2516	6.5	0.0
1991-04-05	825	64	57	42.4	228	3.5	0.8
1991-04-06	826	78	57	39.5	2171	4.5	0.0
1991-04-07	827	82	57	38.4	1737	4.0	0.0
1991-04-08	828	87	66	36.3	2204	7.3	0.0
1991-04-09	829	80	67	22.8	2622	5.2	0.0
1991-04-10	830	84	62	30.4	2563	2.9	0.0
1991-04-11	831	78	53	35.2	2434	4.8	0.0
1991-04-12	832	76	62	47.3	1480	6.0	0.0
1991-04-13	833	74	60	54.8	2421	4.7	0.0
1991-04-14	834	84	67	52.6	15	2.4	0.0
1991-04-15	835	81	68	30.4	2576	13.3	0.1
1991-04-16	836	89	66	33.7	2641	4.0	0.0
1991-04-17	837	90	66	40.0	2350	3.7	0.0
1991-04-18	838	86	61	48.6	1143	4.0	0.0
1991-04-19	839	74	60	55.2	2176	6.3	0.0
1991-04-20	840	70	58	54.6	2452	3.6	0.1
1991-04-21	841	67	50	56.6	2448	4.6	0.0
1991-04-22	842	73	45	57.3	2037	7.6	0.0
1991-04-23	843	74	56	37.1	2741	5.8	0.0
1991-04-24	844	84	58	38.9	2774	4.6	0.0
1991-04-25	845	69	58	55.3	1037	7.4	0.0
1991-04-26	846	78	60	46.6	2691	4.5	0.0
1991-04-27	847	76	66	47.8	2694	4.7	1.3
1991-04-28	848	87	63	61.1	842	5.1	0.2
1991-04-29	849	90	69	53.5	1826	7.7	1.6
1991-04-30	850	87	69	38.0	2825	3.3	0.1
1991-05-01	851	86	70	45.1	2764	3.3	0.0
1991-05-02	852	84	63	51.0	2666	3.7	0.0
1991-05-03	853	88	54	57.0	2680	4.9	0.0
1991-05-04	854	78	67	60.8	2621	4.8	0.2
1991-05-05	855	86	69	62.3	2293	5.6	0.6
1991-05-06	856	82	67	57.6	2257	3.6	0.0
1991-05-07	857	84	60	61.1	2355	4.3	0.0
1991-05-08	858	82	60	60.3	2530	3.7	0.0
1991-05-09	859	82	66	58.3	2104	3.5	0.5
1991-05-10	860	85	70	59.4	2458	6.1	0.0
1991-05-11	861	87	68	50.3	2864	6.8	0.0
1991-05-12	862	84	68	39.8	1089	4.3	0.4

1991-05-13	863	83	71	43.3	2492	4.5	0.0
1991-05-14	864	88	69	50.5	1430	4.7	0.1
1991-05-15	865	93	70	57.2	2483	4.8	0.0
1991-05-16	866	94	72	61.7	2452	4.1	0.1
1991-05-17	867	94	69	62.2	2829	3.9	0.0
1991-05-18	868	92	72	64.0	2623	3.4	0.0
1991-05-19	869	76	59	64.4	2574	4.1	0.0
1991-05-20	870	67	57	61.5	2751	4.7	0.0
1991-05-21	871	79	66	65.9	2097	3.7	0.0
1991-05-22	872	81	70	68.1	1360	6.2	0.0
1991-05-23	873	82	69	69.4	2119	4.2	0.0
1991-05-24	874	82	72	65.2	1324	4.7	0.0
1991-05-25	875	89	71	66.4	2417	3.1	0.0
1991-05-26	876	89	70	68.6	1905	4.1	0.0
1991-05-27	877	90	76	67.9	1245	4.8	0.0
1991-05-28	878	93	73	66.6	2342	4.5	0.2
1991-05-29	879	96	74	64.1	1278	5.7	0.0
1991-05-30	880	92	73	48.9	2822	5.0	0.4
1991-05-31	881	94	70	49.3	2716	3.7	0.2
1991-06-01	882	94	70	55.5	2472	4.2	0.3
1991-06-02	883	90	69	56.8	1673	3.0	0.0
1991-06-03	884	94	70	60.0	2129	4.1	0.0
1991-06-04	885	92	72	60.9	2412	3.6	0.1
1991-06-05	886	82	62	58.6	2524	2.6	0.0
1991-06-06	887	80	62	64.6	1520	3.4	0.0
1991-06-07	888	79	59	67.8	1900	5.0	0.0
1991-06-08	889	83	55	67.1	2022	5.4	0.0
1991-06-09	890	89	55	64.0	2472	4.2	0.0
1991-06-10	891	89	72	67.2	1832	3.8	0.0
1991-06-11	892	89	65	65.4	2415	3.9	0.0
1991-06-12	893	92	68	67.1	2230	3.7	0.0
1991-06-13	894	92	72	68.0	1731	3.9	0.0
1991-06-14	895	93	72	68.4	2221	3.1	0.5
1991-06-15	896	90	71	67.2	2294	3.7	0.0
1991-06-16	897	93	73	67.5	2280	3.3	0.0
1991-06-17	898	95	74	66.3	2341	2.8	0.6
1991-06-18	899	92	72	71.4	1515	2.8	0.1
1991-06-19	900	90	73	70.0	2203	4.1	0.0
1991-06-20	901	89	75	70.6	2030	2.8	0.0
1991-06-21	902	94	75	70.9	2457	2.6	0.0
1991-06-22	903	93	74	71.5	2515	2.8	0.0
1991-06-23	904	95	71	72.5	1881	3.0	0.0
1991-06-24	905	81	72	71.9	2200	4.3	0.0
1991-06-25	906	86	69	70.0	2126	5.1	0.0
1991-06-26	907	86	70	62.9	2743	5.8	0.5
1991-06-27	908	85	70	56.7	2726	4.5	0.1
1991-06-28	909	87	73	60.4	1162	3.1	0.0
1991-06-29	910	94	74	63.8	2020	3.8	0.0

1991-06-30	911	94	76	64.9	2528	3.7	0.0
1991-07-01	912	97	77	66.3	2431	4.6	0.0
1991-07-02	913	99	74	66.8	2330	6.6	0.8
1991-07-03	914	97	76	52.6	2683	4.9	0.0
1991-07-04	915	92	74	66.3	322	4.9	1.0
1991-07-05	916	89	74	69.3	1537	3.8	1.0
1991-07-06	917	91	73	70.2	2000	3.4	0.1
1991-07-07	918	92	77	70.9	1789	6.2	0.0
1991-07-08	919	93	75	71.0	1895	6.0	0.0
1991-07-09	920	93	74	67.5	2429	4.1	0.0
1991-07-10	921	95	76	67.0	1600	6.7	0.6
1991-07-11	922	94	75	65.3	1803	8.1	0.0
1991-07-12	923	96	77	66.9	1947	3.5	0.0
1991-07-13	924	100	78	70.9	1637	4.2	0.0
1991-07-14	925	98	76	72.7	1508	5.5	0.0
1991-07-15	926	84	74	71.8	1372	2.4	0.2
1991-07-16	927	84	71	73.2	1945	3.2	1.3
1991-07-17	928	84	72	71.7	2467	4.0	0.5
1991-07-18	929	89	70	72.1	1113	4.1	0.3
1991-07-19	930	88	73	71.2	2115	6.2	0.0
1991-07-20	931	94	74	72.8	2323	4.3	0.0
1991-07-21	932	94	77	73.3	1795	4.7	0.4
1991-07-22	933	97	76	72.4	2484	4.4	0.2
1991-07-23	934	97	79	72.2	2425	4.3	0.0
1991-07-24	935	98	78	71.5	1200	4.8	0.5
1991-07-25	936	92	72	69.9	2172	4.8	0.0
1991-07-26	937	91	74	70.1	1831	3.5	0.0
1991-07-27	938	89	75	70.3	1680	2.8	0.0
1991-07-28	939	92	76	69.5	2509	3.8	0.2
1991-07-29	940	89	76	67.4	2386	3.5	0.4
1991-07-30	941	90	74	70.7	1604	4.5	1.5
1991-07-31	942	87	73	71.5	1216	3.7	0.0
1991-08-01	943	77	74	72.4	1701	3.3	3.8
1991-08-02	944	84	75	72.0	1250	3.0	0.2
1991-08-03	945	90	76	73.3	1766	2.9	0.0
1991-08-04	946	90	73	61.0	2013	2.7	0.0
1991-08-05	947	97	75	72.2	1550	2.9	0.3
1991-08-06	948	96	77	72.3	1772	2.7	0.0
1991-08-07	949	96	75	69.4	2106	4.2	0.0
1991-08-08	950	94	76	70.3	1001	2.6	1.0
1991-08-09	951	92	76	72.0	2077	3.4	0.3
1991-08-10	952	92	75	70.9	1016	4.1	0.6
1991-08-11	953	89	75	72.9	1160	4.4	0.3
1991-08-12	954	88	75	70.0	1911	4.0	0.3
1991-08-13	955	83	70	67.5	1634	3.6	0.1
1991-08-14	956	80	74	66.5	1940	2.5	0.8
1991-08-15	957	85	70	66.1	2176	2.4	0.0
1991-08-16	958	90	69	68.1	2169	2.4	0.0

1991-08-17	959	92	72	69.0	1826	3.1	0.0
1991-08-18	960	97	73	68.5	1992	3.2	0.0
1991-08-19	961	91	76	68.6	1996	3.9	0.5
1991-08-20	962	89	74	66.5	2219	3.7	0.0
1991-08-21	963	90	66	64.7	2161	2.6	0.0
1991-08-22	964	89	71	67.9	1682	3.0	0.0
1991-08-23	965	90	70	68.8	2052	2.9	0.0
1991-08-24	966	86	74	69.4	1307	3.6	1.2
1991-08-25	967	85	75	68.9	1482	3.0	0.6
1991-08-26	968	86	73	69.0	1575	3.1	0.1
1991-08-27	969	89	58	70.2	681	2.4	0.0
1991-08-28	970	90	74	68.7	1642	3.3	0.0
1991-08-29	971	92	74	66.3	1574	3.7	0.0
1991-08-30	972	92	73	62.8	1328	4.0	0.0
1991-08-31	973	93	72	63.7	1020	3.4	0.0
1991-09-01	974	96	72	69.2	1108	3.8	1.8
1991-09-02	975	82	71	69.5	1593	2.9	0.0
1991-09-03	976	85	65	71.3	1357	3.3	0.0
1991-09-04	977	90	67	70.6	762	6.1	0.0
1991-09-05	978	92	68	67.4	2248	6.6	0.0
1991-09-06	979	93	72	68.6	1855	3.1	0.0
1991-09-07	980	92	72	70.7	1903	3.1	0.9
1991-09-08	981	87	72	69.7	1986	3.0	0.0
1991-09-09	982	87	66	71.1	1449	3.6	0.0
1991-09-10	983	90	68	69.5	1543	3.0	0.0
1991-09-11	984	94	70	68.4	1645	3.4	0.0
1991-09-12	985	96	74	61.1	2078	4.7	0.0
1991-09-13	986	97	73	51.1	2265	3.6	0.0
1991-09-14	987	98	76	53.8	2139	2.2	0.0
1991-09-15	988	97	78	67.2	1041	4.8	0.0
1991-09-16	989	97	75	70.7	1806	7.5	0.4
1991-09-17	990	93	75	57.6	2033	4.1	0.1
1991-09-18	991	92	72	52.8	2120	3.7	0.0
1991-09-19	992	93	73	53.7	2103	2.3	0.5
1991-09-20	993	66	60	60.2	1132	3.4	0.0
1991-09-21	994	75	56	62.4	1930	6.3	0.0
1991-09-22	995	80	57	56.8	2065	3.4	0.0
1991-09-23	996	86	63	61.1	2000	2.6	0.0
1991-09-24	997	86	63	62.4	1910	2.1	0.0
1991-09-25	998	75	69	63.9	1779	4.6	1.2
1991-09-26	999	81	62	66.4	1781	5.8	0.0
1991-09-27	1000	77	59	67.2	1449	5.0	0.0
1991-09-28	1001	78	54	66.0	434	3.4	0.0
1991-09-29	1002	82	58	63.0	224	4.5	0.0
1991-09-30	1003	83	65	62.1	319	4.6	0.0
1991-10-01	1004	83	63	64.1	347	3.1	0.0
1991-10-02	1005	74	67	66.1	1139	2.9	0.1
1991-10-03	1006	83	66	53.9	1833	6.5	0.0

1991-10-04	1007	86	62	43.5	1816	6.6	0.0
1991-10-05	1008	86	73	50.5	815	6.5	0.2
1991-10-06	1009	75	60	53.4	270	7.5	0.0
1991-10-07	1010	65	48	59.5	708	8.0	0.0
1991-10-08	1011	70	59	57.7	1702	5.1	0.0
1991-10-09	1012	78	53	45.2	1762	4.0	0.0
1991-10-10	1013	78	62	45.7	1845	4.5	0.0
1991-10-11	1014	80	59	42.8	1871	3.5	0.0
1991-10-12	1015	84	57	44.8	1869	2.6	0.0
1991-10-13	1016	78	53	50.3	1756	2.3	0.0
1991-10-14	1017	80	54	52.2	1738	2.1	0.0
1991-10-15	1018	72	62	56.7	1406	2.2	0.2
1991-10-16	1019	68	52	61.6	1420	2.1	0.0
1991-10-17	1020	72	47	60.6	1227	4.1	0.0
1991-10-18	1021	80	46	36.4	1590	6.7	0.0
1991-10-19	1022	84	49	36.1	1762	3.0	0.0
1991-10-20	1023	72	52	41.2	1653	2.3	0.0
1991-10-21	1024	70	54	49.3	1628	2.9	0.0
1991-10-22	1025	80	50	56.7	601	4.8	0.0
1991-10-23	1026	85	64	42.0	1740	3.4	0.0
1991-10-24	1027	82	66	44.0	1572	2.1	0.0
1991-10-25	1028	83	67	53.6	933	3.7	0.1
1991-10-26	1029	83	65	59.7	790	3.0	0.0
1991-10-27	1030	84	63	62.9	1210	3.5	0.0
1991-10-28	1031	86	61	63.4	1382	2.8	0.0
1991-10-29	1032	70	58	65.3	1066	5.8	0.0
1991-10-30	1033	73	48	56.2	1539	3.1	0.0
1991-10-31	1034	82	54	50.9	1281	3.4	0.0
1991-11-01	1035	70	55	53.2	632	6.9	0.1
1991-11-02	1036	68	51	28.0	1570	4.3	0.0
1991-11-03	1037	50	44	35.5	1403	3.1	0.1
1991-11-04	1038	54	35	51.9	1235	3.5	0.0
1991-11-05	1039	57	35	56.8	1130	3.6	0.0
1991-11-06	1040	62	36	64.8	671	4.2	0.0
1991-11-07	1041	66	39	60.8	463	7.9	0.0
1991-11-08	1042	52	41	32.4	1450	7.0	1.4
1991-11-09	1043	45	40	32.3	857	4.3	0.0
1991-11-10	1044	46	42	27.9	1404	3.8	0.1
1991-11-11	1045	63	40	27.6	1397	3.0	0.0
1991-11-12	1046	64	39	30.6	1336	2.5	0.0
1991-11-13	1047	63	40	34.6	1298	2.7	0.0
1991-11-14	1048	71	44	26.2	1393	7.2	0.0
1991-11-15	1049	75	44	27.0	1191	6.7	0.0
1991-11-16	1050	79	52	35.9	955	4.9	0.0
1991-11-17	1051	73	56	44.9	756	2.1	0.0
1991-11-18	1052	64	52	53.0	59	2.6	0.0
1991-11-19	1053	79	58	46.1	221	3.9	0.0
1991-11-20	1054	80	63	51.1	723	3.4	0.0

1991-11-21	1055	79	68	40.3	1256	5.5	0.0
1991-11-22	1056	73	63	31.9	1284	2.3	0.2
1991-11-23	1057	74	47	40.2	1155	2.9	0.0
1991-11-24	1058	54	43	50.8	785	5.0	0.0
1991-11-25	1059	55	33	47.5	764	8.0	0.0
1991-11-26	1060	54	31	28.8	1311	4.5	0.0
1991-11-27	1061	58	33	24.5	1128	2.4	0.0
1991-11-28	1062	69	37	27.4	397	2.6	0.0
1991-11-29	1063	78	52	41.9	376	4.8	0.0
1991-11-30	1064	79	58	56.8	96	7.4	0.0
1991-12-01	1065	79	70	40.0	1261	5.2	0.0
1991-12-02	1066	80	70	34.4	1227	2.1	0.0
1991-12-03	1067	77	52	32.9	1172	2.3	0.9
1991-12-04	1068	50	36	37.1	262	3.8	0.0
1991-12-05	1069	53	31	38.0	1259	3.4	0.0
1991-12-06	1070	62	35	52.4	533	5.6	0.0
1991-12-07	1071	67	35	33.5	1223	5.7	0.0
1991-12-08	1072	72	42	21.4	1149	6.5	0.0
1991-12-09	1073	77	62	27.5	1197	2.9	0.0
1991-12-10	1074	71	50	39.7	875	4.5	0.0
1991-12-11	1075	67	47	50.0	979	4.6	0.0
1991-12-12	1076	67	45	49.2	985	5.1	0.0
1991-12-13	1077	74	58	35.7	1166	3.4	0.0
1991-12-14	1078	70	56	33.1	1178	3.1	0.2
1991-12-15	1079	56	38	33.7	1165	2.9	0.0
1991-12-16	1080	55	34	45.3	643	5.9	0.0
1991-12-17	1081	62	32	36.3	285	3.9	0.0
1991-12-18	1082	64	41	28.9	899	8.1	0.0
1991-12-19	1083	45	30	13.2	1214	5.2	0.0
1991-12-20	1084	53	27	17.7	1239	2.1	0.0
1991-12-21	1085	69	35	24.1	982	2.6	0.0
1991-12-22	1086	69	52	36.3	1136	2.2	0.0
1991-12-23	1087	68	56	45.8	1025	5.8	0.5
1991-12-24	1088	66	52	31.7	1205	4.3	0.0
1991-12-25	1089	59	41	30.8	598	3.8	0.0
1991-12-26	1090	52	45	41.5	431	2.8	0.1
1991-12-27	1091	56	46	50.3	679	2.5	0.2
1991-12-28	1092	47	44	55.5	830	2.3	1.6
1991-12-29	1093	57	44	54.9	705	1.8	0.1
1991-12-30	1094	62	40	55.9	669	3.2	0.0
1991-12-31	1095	53	40	55.9	669	3.2	0.0
1992-01-01	1096	54	40	54.6	231	3.0	0.0
1992-01-02	1097	60	46	57.6	340	3.8	0.5
1992-01-03	1098	58	54	42.3	577	8.7	0.0
1992-01-04	1099	61	43	25.1	1000	5.9	0.0
1992-01-05	1100	66	45	28.9	1208	2.4	0.0
1992-01-06	1101	62	48	33.9	678	3.9	0.0
1992-01-07	1102	62	40	31.7	119	7.1	0.0

1992-01-08	1103	64	34	13.6	1278	9.2	0.0
1992-01-09	1104	61	54	14.6	1280	6.0	0.0
1992-01-10	1105	56	44	25.4	1292	5.6	0.0
1992-01-11	1106	54	28	27.3	751	4.3	0.0
1992-01-12	1107	60	35	35.5	449	7.6	0.4
1992-01-13	1108	68	56	28.8	1293	5.4	1.5
1992-01-14	1109	77	40	33.7	1303	3.0	0.0
1992-01-15	1110	45	28	40.8	1238	3.7	0.1
1992-01-16	1111	40	29	40.9	696	3.5	0.0
1992-01-17	1112	54	24	42.5	421	4.0	0.0
1992-01-18	1113	52	36	54.2	605	5.4	0.8
1992-01-19	1114	40	30	41.2	1282	11.3	0.0
1992-01-20	1115	54	29	18.0	1396	4.3	0.0
1992-01-21	1116	63	34	26.6	617	4.4	0.0
1992-01-22	1117	66	36	25.2	1418	3.9	0.2
1992-01-23	1118	66	53	35.2	1299	2.7	0.6
1992-01-24	1119	52	42	44.7	615	7.8	0.0
1992-01-25	1120	56	29	22.9	1446	5.4	0.0
1992-01-26	1121	62	37	34.7	1068	6.4	0.0
1992-01-27	1122	59	45	45.2	979	10.0	0.1
1992-01-28	1123	58	47	17.1	1472	5.4	0.1
1992-01-29	1124	62	51	29.3	667	4.3	0.0
1992-01-30	1125	54	50	40.3	907	2.9	0.0
1992-01-31	1126	67	48	52.5	782	5.1	0.0
1992-02-01	1127	59	42	37.9	529	4.7	0.0
1992-02-02	1128	63	31	41.7	222	5.1	0.0
1992-02-03	1129	70	41	31.4	193	5.7	0.0
1992-02-04	1130	73	38	23.4	126	0.4	0.0
1992-02-05	1131	58	42	15.2	49	0.4	0.3
1992-02-06	1132	48	40	30.3	68	2.6	0.1
1992-02-07	1133	63	38	35.8	1332	4.3	0.0
1992-02-08	1134	54	34	43.8	1287	8.5	0.0
1992-02-09	1135	51	31	33.3	1651	3.8	0.0
1992-02-10	1136	48	36	46.6	917	8.0	0.0
1992-02-11	1137	61	43	20.6	1709	12.1	0.0
1992-02-12	1138	68	39	18.9	1725	6.7	0.0
1992-02-13	1139	51	44	26.9	1351	7.1	0.0
1992-02-14	1140	64	46	43.1	947	6.0	0.0
1992-02-15	1141	68	58	29.7	1168	8.7	0.5
1992-02-16	1142	74	50	19.6	2029	5.0	0.0
1992-02-17	1143	52	48	20.7	1777	5.0	0.7
1992-02-18	1144	61	48	37.2	1065	4.5	0.8
1992-02-19	1145	74	52	48.9	936	5.6	0.0
1992-02-20	1146	64	43	47.8	1386	2.3	0.0
1992-02-21	1147	67	40	51.1	1012	3.1	0.0
1992-02-22	1148	68	41	54.0	582	2.8	0.5
1992-02-23	1149	68	60	54.6	711	5.0	0.1
1992-02-24	1150	76	64	51.9	1688	6.0	1.0

1992-02-25	1151	68	66	52.2	976	3.3	1.2
1992-02-26	1152	69	46	55.6	261	4.3	0.0
1992-02-27	1153	62	38	30.3	1452	5.4	0.0
1992-02-28	1154	70	44	36.0	1102	3.2	0.0
1992-02-29	1155	72	52	34.6	1887	5.4	0.0
1992-03-01	1156	75	44	29.3	125	3.7	0.0
1992-03-02	1157	80	50	26.4	1996	3.2	0.0
1992-03-03	1158	81	48	41.4	1605	5.5	0.0
1992-03-04	1159	80	55	54.8	302	5.7	0.0
1992-03-05	1160	72	55	57.4	347	6.3	0.1
1992-03-06	1161	68	62	21.4	2130	12.7	1.4
1992-03-07	1162	81	63	10.1	2122	6.5	0.1
1992-03-08	1163	81	56	15.8	2030	5.8	0.0
1992-03-09	1164	81	51	17.5	2050	8.4	0.0
1992-03-10	1165	69	50	16.5	2241	4.6	0.1
1992-03-11	1166	50	34	23.3	2212	2.7	0.0
1992-03-12	1167	61	36	37.6	1854	4.2	0.0
1992-03-13	1168	56	42	49.3	1555	7.6	0.0
1992-03-14	1169	66	32	54.9	1376	5.1	0.0
1992-03-15	1170	67	37	56.8	213	4.6	0.0
1992-03-16	1171	58	30	53.1	610	3.4	0.0
1992-03-17	1172	72	37	43.1	811	10.3	0.0
1992-03-18	1173	69	48	24.2	1321	11.1	0.4
1992-03-19	1174	77	56	24.6	1425	10.6	0.1
1992-03-20	1175	55	42	23.9	2329	6.6	0.0
1992-03-21	1176	63	36	20.0	2406	4.0	0.0
1992-03-22	1177	63	44	30.2	2317	3.9	0.2
1992-03-23	1178	63	54	46.5	832	4.7	0.0
1992-03-24	1179	61	39	48.7	1832	2.2	0.0
1992-03-25	1180	59	44	44.4	342	5.0	0.8
1992-03-26	1181	66	49	43.5	302	6.5	0.0
1992-03-27	1182	70	46	44.9	1599	3.5	0.0
1992-03-28	1183	68	38	47.9	872	4.6	0.0
1992-03-29	1184	68	42	47.3	793	4.3	0.0
1992-03-30	1185	65	54	51.0	695	5.4	0.3
1992-03-31	1186	73	56	31.8	2352	6.9	0.0
1992-04-01	1187	72	46	35.5	2460	3.9	0.0
1992-04-02	1188	60	40	44.3	2272	5.6	0.0
1992-04-03	1189	59	36	44.7	2516	6.5	0.0
1992-04-04	1190	74	39	42.4	228	3.5	0.0
1992-04-05	1191	67	40	39.5	2171	4.5	0.0
1992-04-06	1192	67	38	38.4	1737	4.0	0.0
1992-04-07	1193	64	56	36.3	2204	7.3	0.3
1992-04-08	1194	79	59	22.8	2622	5.2	0.0
1992-04-09	1195	80	56	30.4	2563	2.9	0.0
1992-04-10	1196	83	58	35.2	2434	4.8	0.1
1992-04-11	1197	76	60	47.3	1480	6.0	0.6
1992-04-12	1198	82	64	54.8	2421	4.7	0.0

1992-04-13	1199	74	63	52.6	15	2.4	0.0
1992-04-14	1200	78	49	30.4	2576	13.3	0.0
1992-04-15	1201	87	56	33.7	2641	4.0	0.0
1992-04-16	1202	86	66	40.0	2350	3.7	0.0
1992-04-17	1203	84	64	48.6	1143	4.0	0.0
1992-04-18	1204	81	60	55.2	2176	6.3	0.0
1992-04-19	1205	80	64	54.6	2452	3.6	0.1
1992-04-20	1206	80	69	56.6	2448	4.6	0.3
1992-04-21	1207	80	67	57.3	2037	7.6	1.4
1992-04-22	1208	82	60	37.1	2741	5.8	0.0
1992-04-23	1209	85	57	38.9	2774	4.6	0.0
1992-04-24	1210	89	62	55.3	1037	7.4	0.0
1992-04-25	1211	79	62	46.6	2691	4.5	0.0
1992-04-26	1212	65	50	47.8	2694	4.7	0.0
1992-04-27	1213	63	47	61.1	842	5.1	0.0
1992-04-28	1214	65	49	53.5	1826	7.7	0.0
1992-04-29	1215	70	46	38.0	2825	3.3	0.0
1992-04-30	1216	77	50	45.1	2764	3.3	0.0
1992-05-01	1217	83	58	51.0	2666	3.7	0.0
1992-05-02	1218	89	59	57.0	2680	4.9	0.0
1992-05-03	1219	89	65	60.8	2621	4.8	0.0
1992-05-04	1220	82	57	62.3	2293	5.6	0.0
1992-05-05	1221	77	56	57.6	2257	3.6	0.0
1992-05-06	1222	63	52	61.1	2355	4.3	0.4
1992-05-07	1223	52	49	60.3	2530	3.7	0.5
1992-05-08	1224	56	50	58.3	2104	3.5	0.3
1992-05-09	1225	79	52	59.4	2458	6.1	0.0
1992-05-10	1226	86	55	50.3	2864	6.8	0.0
1992-05-11	1227	96	61	39.8	1089	4.3	0.0
1992-05-12	1228	84	60	43.3	2492	4.5	0.0
1992-05-13	1229	71	66	50.5	1430	4.7	0.0
1992-05-14	1230	86	62	57.2	2483	4.8	0.0
1992-05-15	1231	84	66	61.7	2452	4.1	0.0
1992-05-16	1232	86	65	62.2	2829	3.9	0.0
1992-05-17	1233	85	65	64.0	2623	3.4	0.1
1992-05-18	1234	89	63	64.4	2574	4.1	0.0
1992-05-19	1235	89	68	61.5	2751	4.7	0.0
1992-05-20	1236	82	64	65.9	2097	3.7	0.0
1992-05-21	1237	81	62	68.1	1360	6.2	0.0
1992-05-22	1238	85	67	69.4	2119	4.2	0.0
1992-05-23	1239	90	54	65.2	1324	4.7	0.0
1992-05-24	1240	94	57	66.4	2417	3.1	0.0
1992-05-25	1241	89	66	68.6	1905	4.1	0.1
1992-05-26	1242	86	67	67.9	1245	4.8	0.0
1992-05-27	1243	77	62	66.6	2342	4.5	0.2
1992-05-28	1244	75	62	64.1	1278	5.7	0.9
1992-05-29	1245	73	66	48.9	2822	5.0	0.2
1992-05-30	1246	82	67	49.3	2716	3.7	0.0

1992-05-31	1247	85	68	55.5	2472	4.2	0.0
1992-06-01	1248	80	63	56.8	1673	3.0	0.0
1992-06-02	1249	83	60	60.0	2129	4.1	0.0
1992-06-03	1250	78	69	60.9	2412	3.6	1.3
1992-06-04	1251	88	69	58.6	2524	2.6	0.0
1992-06-05	1252	86	69	64.6	1520	3.4	0.0
1992-06-06	1253	91	78	67.8	1900	5.0	0.0
1992-06-07	1254	94	74	67.1	2022	5.4	0.0
1992-06-08	1255	92	74	64.0	2472	4.2	2.5
1992-06-09	1256	80	73	67.2	1832	3.8	0.1
1992-06-10	1257	90	76	65.4	2415	3.9	0.2
1992-06-11	1258	83	66	67.1	2230	3.7	0.6
1992-06-12	1259	70	63	68.0	1731	3.9	0.5
1992-06-13	1260	74	67	68.4	2221	3.1	0.1
1992-06-14	1261	84	72	67.2	2294	3.7	0.5
1992-06-15	1262	87	71	67.5	2280	3.3	0.0
1992-06-16	1263	89	73	66.3	2341	2.8	0.5
1992-06-17	1264	86	72	71.4	1515	2.8	0.0
1992-06-18	1265	88	67	70.0	2203	4.1	0.0
1992-06-19	1266	92	74	70.6	2030	2.8	0.0
1992-06-20	1267	98	72	70.9	2457	2.6	0.0
1992-06-21	1268	93	71	71.5	2515	2.8	0.0
1992-06-22	1269	81	65	72.5	1881	3.0	0.0
1992-06-23	1270	85	65	71.9	2200	4.3	0.0
1992-06-24	1271	92	72	70.0	2126	5.1	0.0
1992-06-25	1272	95	73	62.9	2743	5.8	0.0
1992-06-26	1273	92	74	56.7	2726	4.5	0.0
1992-06-27	1274	91	73	60.4	1162	3.1	0.0
1992-06-28	1275	90	71	63.8	2020	3.8	0.5
1992-06-29	1276	94	74	64.9	2528	3.7	0.3
1992-06-30	1277	92	74	66.3	2431	4.6	0.2
1992-07-01	1278	93	74	66.8	2330	6.6	0.5
1992-07-02	1279	87	73	52.6	2683	4.9	0.4
1992-07-03	1280	88	74	66.3	322	4.9	0.2
1992-07-04	1281	92	74	69.3	1537	3.8	0.0
1992-07-05	1282	93	71	70.2	2000	3.4	0.5
1992-07-06	1283	89	72	70.9	1789	6.2	0.0
1992-07-07	1284	95	75	71.0	1895	6.0	0.0
1992-07-08	1285	96	75	67.5	2429	4.1	0.0
1992-07-09	1286	89	78	67.0	1600	6.7	0.0
1992-07-10	1287	100	76	65.3	1803	8.1	0.0
1992-07-11	1288	99	78	66.9	1947	3.5	0.0
1992-07-12	1289	98	80	70.9	1637	4.2	0.0
1992-07-13	1290	97	76	72.7	1508	5.5	0.0
1992-07-14	1291	95	77	71.8	1372	2.4	0.0
1992-07-15	1292	93	75	73.2	1945	3.2	0.0
1992-07-16	1293	91	74	71.7	2467	4.0	0.0
1992-07-17	1294	92	74	72.1	1113	4.1	0.3

1992-07-18	1295	92	60	71.2	2115	6.2	0.3
1992-07-19	1296	84	68	72.8	2323	4.3	0.2
1992-07-20	1297	92	70	73.3	1795	4.7	0.0
1992-07-21	1298	92	72	72.4	2484	4.4	0.0
1992-07-22	1299	91	75	72.2	2425	4.3	0.1
1992-07-23	1300	91	77	71.5	1200	4.8	0.4
1992-07-24	1301	91	74	69.9	2172	4.8	0.0
1992-07-25	1302	92	77	70.1	1831	3.5	0.0
1992-07-26	1303	95	77	70.3	1680	2.8	0.0
1992-07-27	1304	94	78	69.5	2509	3.8	0.0
1992-07-28	1305	95	76	67.4	2386	3.5	0.0
1992-07-29	1306	94	76	70.7	1604	4.5	0.0
1992-07-30	1307	95	76	71.5	1216	3.7	0.1
1992-07-31	1308	95	76	72.4	1701	3.3	0.1
1992-08-01	1309	92	74	72.0	1250	3.0	0.0
1992-08-02	1310	89	74	73.3	1766	2.9	0.0
1992-08-03	1311	93	76	61.0	2013	2.7	0.0
1992-08-04	1312	96	74	72.2	1550	2.9	0.0
1992-08-05	1313	96	74	72.3	1772	2.7	1.0
1992-08-06	1314	85	73	69.4	2106	4.2	0.0
1992-08-07	1315	89	74	70.3	1001	2.6	0.0
1992-08-08	1316	92	74	72.0	2077	3.4	0.0
1992-08-09	1317	96	76	70.9	1016	4.1	0.0
1992-08-10	1318	98	72	72.9	1160	4.4	0.0
1992-08-11	1319	98	76	70.0	1911	4.0	0.0
1992-08-12	1320	88	77	67.5	1634	3.6	1.8
1992-08-13	1321	88	74	66.5	1940	2.5	1.3
1992-08-14	1322	76	73	66.1	2176	2.4	0.2
1992-08-15	1323	77	71	68.1	2169	2.4	0.0
1992-08-16	1324	83	70	69.0	1826	3.1	0.0
1992-08-17	1325	82	72	68.5	1992	3.2	0.1
1992-08-18	1326	88	72	68.6	1996	3.9	0.0
1992-08-19	1327	90	74	66.5	2219	3.7	0.8
1992-08-20	1328	87	73	64.7	2161	2.6	0.1
1992-08-21	1329	81	72	67.9	1682	3.0	0.2
1992-08-22	1330	84	73	68.8	2052	2.9	0.1
1992-08-23	1331	86	74	69.4	1307	3.6	0.0
1992-08-24	1332	88	74	68.9	1482	3.0	0.0
1992-08-25	1333	87	73	69.0	1575	3.1	0.0
1992-08-26	1334	90	76	70.2	681	2.4	0.0
1992-08-27	1335	91	72	68.7	1642	3.3	0.2
1992-08-28	1336	86	74	66.3	1574	3.7	0.0
1992-08-29	1337	86	67	62.8	1328	4.0	0.0
1992-08-30	1338	87	66	63.7	1020	3.4	0.0
1992-08-31	1339	89	74	69.2	1108	3.8	0.0
1992-09-01	1340	91	70	69.5	1593	2.9	0.0
1992-09-02	1341	89	71	71.3	1357	3.3	1.8
1992-09-03	1342	90	74	70.6	762	6.1	0.1

1992-09-04	1343	90	72	67.4	2248	6.6	0.1
1992-09-05	1344	79	72	68.6	1855	3.1	0.9
1992-09-06	1345	83	73	70.7	1903	3.1	1.1
1992-09-07	1346	82	72	69.7	1986	3.0	0.0
1992-09-08	1347	89	70	71.1	1449	3.6	0.0
1992-09-09	1348	90	73	69.5	1543	3.0	0.0
1992-09-10	1349	89	73	68.4	1645	3.4	0.6
1992-09-11	1350	88	74	61.1	2078	4.7	0.0
1992-09-12	1351	83	71	51.1	2265	3.6	0.0
1992-09-13	1352	83	65	53.8	2139	2.2	0.0
1992-09-14	1353	82	64	67.2	1041	4.8	0.0
1992-09-15	1354	83	64	70.7	1806	7.5	0.0
1992-09-16	1355	87	72	57.6	2033	4.1	0.0
1992-09-17	1356	89	71	52.8	2120	3.7	0.0
1992-09-18	1357	89	72	53.7	2103	2.3	0.0
1992-09-19	1358	90	72	60.2	1132	3.4	0.0
1992-09-20	1359	90	72	62.4	1930	6.3	0.0
1992-09-21	1360	97	77	56.8	2065	3.4	0.0
1992-09-22	1361	92	75	61.1	2000	2.6	0.0
1992-09-23	1362	87	73	62.4	1910	2.1	0.3
1992-09-24	1363	63	57	63.9	1779	4.6	1.8
1992-09-25	1364	66	59	66.4	1781	5.8	0.0
1992-09-26	1365	71	62	67.2	1449	5.0	0.1
1992-09-27	1366	86	71	66.0	434	3.4	0.9
1992-09-28	1367	83	73	63.0	224	4.5	0.0
1992-09-29	1368	80	64	62.1	319	4.6	0.0
1992-09-30	1369	70	56	64.1	347	3.1	0.0
1992-10-01	1370	70	50	66.1	1139	2.9	0.0
1992-10-02	1371	73	52	53.9	1833	6.5	0.0
1992-10-03	1372	70	62	43.5	1816	6.6	1.0
1992-10-04	1373	82	62	50.5	815	6.5	0.5
1992-10-05	1374	63	58	53.4	270	7.5	0.1
1992-10-06	1375	69	51	59.5	708	8.0	0.0
1992-10-07	1376	75	52	57.7	1702	5.1	0.9
1992-10-08	1377	74	63	45.2	1762	4.0	0.0
1992-10-09	1378	82	70	45.7	1845	4.5	0.0
1992-10-10	1379	74	56	42.8	1871	3.5	0.0
1992-10-11	1380	73	59	44.8	1869	2.6	0.0
1992-10-12	1381	71	49	50.3	1756	2.3	0.0
1992-10-13	1382	79	51	52.2	1738	2.1	0.0
1992-10-14	1383	82	55	56.7	1406	2.2	0.0
1992-10-15	1384	80	58	61.6	1420	2.1	0.0
1992-10-16	1385	82	60	60.6	1227	4.1	0.2
1992-10-17	1386	70	66	36.4	1590	6.7	0.1
1992-10-18	1387	61	54	36.1	1762	3.0	0.0
1992-10-19	1388	65	44	41.2	1653	2.3	0.0
1992-10-20	1389	68	42	49.3	1628	2.9	0.0
1992-10-21	1390	77	49	56.7	601	4.8	0.0

1992-10-22	1391	78	57	42.0	1740	3.4	0.0
1992-10-23	1392	72	52	44.0	1572	2.1	0.0
1992-10-24	1393	77	49	53.6	933	3.7	0.0
1992-10-25	1394	75	55	59.7	790	3.0	0.0
1992-10-26	1395	78	48	62.9	1210	3.5	0.0
1992-10-27	1396	80	54	63.4	1382	2.8	0.0
1992-10-28	1397	78	60	65.3	1066	5.8	0.0
1992-10-29	1398	80	56	56.2	1539	3.1	0.0
1992-10-30	1399	76	64	50.9	1281	3.4	0.1
1992-10-31	1400	78	62	53.2	632	6.9	0.0
1992-11-01	1401	76	57	28.0	1570	4.3	0.0
1992-11-02	1402	73	65	35.5	1403	3.1	0.2
1992-11-03	1403	77	60	51.9	1235	3.5	0.0
1992-11-04	1404	78	66	56.8	1130	3.6	1.5
1992-11-05	1405	70	65	64.8	671	4.2	0.1
1992-11-06	1406	63	42	60.8	463	7.9	0.0
1992-11-07	1407	56	48	32.4	1450	7.0	0.0
1992-11-08	1408	59	40	32.3	857	4.3	0.0
1992-11-09	1409	58	39	27.9	1404	3.8	0.0
1992-11-10	1410	59	42	27.6	1397	3.0	0.0
1992-11-11	1411	68	52	30.6	1336	2.5	0.0
1992-11-12	1412	72	62	34.6	1298	2.7	1.2
1992-11-13	1413	62	44	26.2	1393	7.2	0.1
1992-11-14	1414	61	38	27.0	1191	6.7	0.0
1992-11-15	1415	62	40	35.9	955	4.9	0.0
1992-11-16	1416	52	34	44.9	756	2.1	0.0
1992-11-17	1417	64	33	53.0	59	2.6	0.0
1992-11-18	1418	72	41	46.1	221	3.9	0.0
1992-11-19	1419	74	46	51.1	723	3.4	0.0
1992-11-20	1420	55	50	40.3	1256	5.5	0.0
1992-11-21	1421	68	55	31.9	1284	2.3	2.2
1992-11-22	1422	74	66	40.2	1155	2.9	0.8
1992-11-23	1423	72	55	50.8	785	5.0	0.1
1992-11-24	1424	66	54	47.5	764	8.0	0.4
1992-11-25	1425	68	58	28.8	1311	4.5	1.1
1992-11-26	1426	66	56	24.5	1128	2.4	0.0
1992-11-27	1427	62	43	27.4	397	2.6	0.1
1992-11-28	1428	56	37	41.9	376	4.8	0.0
1992-11-29	1429	58	39	56.8	96	7.4	0.0
1992-11-30	1430	62	36	40.0	1261	5.2	0.0
1992-12-01	1431	56	43	34.4	1227	2.1	0.0
1992-12-02	1432	58	37	32.9	1172	2.3	0.0
1992-12-03	1433	58	34	37.1	262	3.8	0.0
1992-12-04	1434	59	39	38.0	1259	3.4	0.1
1992-12-05	1435	53	36	52.4	533	5.6	0.0
1992-12-06	1436	43	29	33.5	1223	5.7	0.3
1992-12-07	1437	49	38	21.4	1149	6.5	0.2
1992-12-08	1438	50	38	27.5	1197	2.9	0.0

1992-12-09	1439	42	34	39.7	875	4.5	0.4
1992-12-10	1440	46	38	50.0	979	4.6	0.6
1992-12-11	1441	51	42	49.2	985	5.1	0.0
1992-12-12	1442	57	35	35.7	1166	3.4	0.0
1992-12-13	1443	56	34	33.1	1178	3.1	0.0
1992-12-14	1444	49	40	33.7	1165	2.9	0.0
1992-12-15	1445	42	35	45.3	643	5.9	0.0
1992-12-16	1446	69	43	36.3	285	3.9	0.0
1992-12-17	1447	64	47	28.9	899	8.1	0.6
1992-12-18	1448	61	44	13.2	1214	5.2	0.5
1992-12-19	1449	53	44	17.7	1239	2.1	0.0
1992-12-20	1450	69	55	24.1	982	2.6	0.1
1992-12-21	1451	52	50	36.3	1136	2.2	0.2
1992-12-22	1452	56	47	45.8	1025	5.8	0.0
1992-12-23	1453	69	57	31.7	1205	4.3	0.0
1992-12-24	1454	58	38	30.8	598	3.8	0.0
1992-12-25	1455	54	30	41.5	431	2.8	0.0
1992-12-26	1456	52	44	50.3	679	2.5	0.0
1992-12-27	1457	44	34	55.5	830	2.3	0.5
1992-12-28	1458	46	38	54.9	705	1.8	0.3
1992-12-29	1459	60	48	55.9	669	3.2	0.0
1992-12-30	1460	54	52	55.9	669	3.2	0.0
1992-12-31	1461	70	50	54.6	231	3.0	0.0
1993-01-01	1462	72	52	57.6	340	3.8	0.0
1993-01-02	1463	59	43	42.3	577	8.7	0.0
1993-01-03	1464	58	42	25.1	1000	5.9	0.0
1993-01-04	1465	71	51	28.9	1208	2.4	0.2
1993-01-05	1466	76	62	33.9	678	3.9	1.0
1993-01-06	1467	64	58	31.7	119	7.1	0.4
1993-01-07	1468	60	56	13.6	1278	9.2	3.0
1993-01-08	1469	64	55	14.6	1280	6.0	0.9
1993-01-09	1470	57	45	25.4	1292	5.6	0.1
1993-01-10	1471	45	42	27.3	751	4.3	0.0
1993-01-11	1472	48	42	35.5	449	7.6	0.5
1993-01-12	1473	51	44	28.8	1293	5.4	0.6
1993-01-13	1474	64	52	33.7	1303	3.0	0.1
1993-01-14	1475	57	42	40.8	1238	3.7	0.0
1993-01-15	1476	52	41	40.9	696	3.5	0.1
1993-01-16	1477	50	40	42.5	421	4.0	0.0
1993-01-17	1478	61	38	54.2	605	5.4	0.0
1993-01-18	1479	62	47	41.2	1282	11.3	0.0
1993-01-19	1480	55	43	18.0	1396	4.3	0.0
1993-01-20	1481	47	40	26.6	617	4.4	1.5
1993-01-21	1482	58	42	25.2	1418	3.9	0.3
1993-01-22	1483	56	45	35.2	1299	2.7	0.0
1993-01-23	1484	66	49	44.7	615	7.8	0.0
1993-01-24	1485	71	44	22.9	1446	5.4	0.4
1993-01-25	1486	49	39	34.7	1068	6.4	0.0

1993-01-26	1487	42	39	45.2	979	10.0	0.0
1993-01-27	1488	60	30	17.1	1472	5.4	0.0
1993-01-28	1489	65	35	29.3	667	4.3	0.0
1993-01-29	1490	66	45	40.3	907	2.9	0.0
1993-01-30	1491	59	36	52.5	782	5.1	0.0
1993-01-31	1492	66	35	37.9	529	4.7	0.0
1993-02-01	1493	66	49	41.7	222	5.1	0.0
1993-02-02	1494	51	20	31.4	193	5.7	0.0
1993-02-03	1495	55	24	23.4	126	0.4	0.0
1993-02-04	1496	63	32	15.2	49	0.4	0.0
1993-02-05	1497	56	40	30.3	68	2.6	0.5
1993-02-06	1498	56	45	35.8	1332	4.3	0.1
1993-02-07	1499	49	40	43.8	1287	8.5	0.9
1993-02-08	1500	56	42	33.3	1651	3.8	0.0
1993-02-09	1501	58	49	46.6	917	8.0	0.3
1993-02-10	1502	54	46	20.6	1709	12.1	0.0
1993-02-11	1503	65	45	18.9	1725	6.7	0.1
1993-02-12	1504	69	51	26.9	1351	7.1	0.1
1993-02-13	1505	59	44	43.1	947	6.0	0.0
1993-02-14	1506	57	40	29.7	1168	8.7	0.0
1993-02-15	1507	53	34	19.6	2029	5.0	0.0
1993-02-16	1508	63	47	20.7	1777	5.0	0.5
1993-02-17	1509	55	36	37.2	1065	4.5	0.0
1993-02-18	1510	51	32	48.9	936	5.6	0.0
1993-02-19	1511	48	25	47.8	1386	2.3	0.0
1993-02-20	1512	48	39	51.1	1012	3.1	0.0
1993-02-21	1513	63	48	54.0	582	2.8	0.5
1993-02-22	1514	69	59	54.6	711	5.0	0.0
1993-02-23	1515	59	42	51.9	1688	6.0	0.0
1993-02-24	1516	53	33	52.2	976	3.3	0.0
1993-02-25	1517	43	35	55.6	261	4.3	0.6
1993-02-26	1518	40	36	30.3	1452	5.4	0.1
1993-02-27	1519	52	38	36.0	1102	3.2	0.0
1993-02-28	1520	55	38	34.6	1887	5.4	0.0
1993-03-01	1521	63	32	29.3	125	3.7	0.0
1993-03-02	1522	56	44	26.4	1996	3.2	0.2
1993-03-03	1523	64	48	41.4	1605	5.5	1.3
1993-03-04	1524	61	51	54.8	302	5.7	0.0
1993-03-05	1525	52	46	57.4	347	6.3	0.0
1993-03-06	1526	64	37	21.4	2130	12.7	0.0
1993-03-07	1527	67	38	10.1	2122	6.5	0.0
1993-03-08	1528	72	47	15.8	2030	5.8	0.0
1993-03-09	1529	73	48	17.5	2050	8.4	0.0
1993-03-10	1530	80	47	16.5	2241	4.6	0.0
1993-03-11	1531	64	46	23.3	2212	2.7	0.0
1993-03-12	1532	53	40	37.6	1854	4.2	1.3
1993-03-13	1533	51	31	49.3	1555	7.6	0.8
1993-03-14	1534	40	26	54.9	1376	5.1	0.0

1993-03-15	1535	47	23	56.8	213	4.6	0.0
1993-03-16	1536	56	33	53.1	610	3.4	0.2
1993-03-17	1537	58	51	43.1	811	10.3	0.1
1993-03-18	1538	59	41	24.2	1321	11.1	0.0
1993-03-19	1539	54	32	24.6	1425	10.6	0.0
1993-03-20	1540	66	39	23.9	2329	6.6	0.0
1993-03-21	1541	68	51	20.0	2406	4.0	0.0
1993-03-22	1542	68	55	30.2	2317	3.9	0.1
1993-03-23	1543	61	52	46.5	832	4.7	1.3
1993-03-24	1544	73	57	48.7	1832	2.2	0.5
1993-03-25	1545	78	47	44.4	342	5.0	0.1
1993-03-26	1546	55	49	43.5	302	6.5	1.2
1993-03-27	1547	56	48	44.9	1599	3.5	0.0
1993-03-28	1548	64	48	47.9	872	4.6	0.0
1993-03-29	1549	75	47	47.3	793	4.3	0.0
1993-03-30	1550	79	45	51.0	695	5.4	0.0
1993-03-31	1551	64	56	31.8	2352	6.9	1.3
1993-04-01	1552	70	56	35.5	2460	3.9	0.0
1993-04-02	1553	56	42	44.3	2272	5.6	0.0
1993-04-03	1554	62	33	44.7	2516	6.5	0.0
1993-04-04	1555	66	43	42.4	228	3.5	0.3
1993-04-05	1556	52	42	39.5	2171	4.5	0.7
1993-04-06	1557	56	37	38.4	1737	4.0	0.0
1993-04-07	1558	64	44	36.3	2204	7.3	0.0
1993-04-08	1559	71	48	22.8	2622	5.2	0.0
1993-04-09	1560	65	50	30.4	2563	2.9	0.6
1993-04-10	1561	70	50	35.2	2434	4.8	0.0
1993-04-11	1562	80	43	47.3	1480	6.0	0.0
1993-04-12	1563	85	57	54.8	2421	4.7	0.0
1993-04-13	1564	80	57	52.6	15	2.4	0.0
1993-04-14	1565	82	54	30.4	2576	13.3	0.0
1993-04-15	1566	73	60	33.7	2641	4.0	0.0
1993-04-16	1567	66	54	40.0	2350	3.7	0.0
1993-04-17	1568	65	46	48.6	1143	4.0	0.0
1993-04-18	1569	68	46	55.2	2176	6.3	0.0
1993-04-19	1570	72	42	54.6	2452	3.6	0.0
1993-04-20	1571	76	49	56.6	2448	4.6	0.0
1993-04-21	1572	71	51	57.3	2037	7.6	0.0
1993-04-22	1573	64	39	37.1	2741	5.8	0.0
1993-04-23	1574	72	38	38.9	2774	4.6	0.0
1993-04-24	1575	76	46	55.3	1037	7.4	0.0
1993-04-25	1576	80	53	46.6	2691	4.5	0.0
1993-04-26	1577	74	60	47.8	2694	4.7	0.0
1993-04-27	1578	70	45	61.1	842	5.1	0.0
1993-04-28	1579	73	42	53.5	1826	7.7	0.0
1993-04-29	1580	78	45	38.0	2825	3.3	0.0
1993-04-30	1581	79	46	45.1	2764	3.3	0.0
1993-05-01	1582	80	59	51.0	2666	3.7	0.0

1993-05-02	1583	81	61	57.0	2680	4.9	0.0
1993-05-03	1584	74	62	60.8	2621	4.8	0.0
1993-05-04	1585	76	62	62.3	2293	5.6	0.5
1993-05-05	1586	81	60	57.6	2257	3.6	0.0
1993-05-06	1587	84	60	61.1	2355	4.3	0.0
1993-05-07	1588	86	59	60.3	2530	3.7	0.0
1993-05-08	1589	82	60	58.3	2104	3.5	0.0
1993-05-09	1590	82	60	59.4	2458	6.1	0.0
1993-05-10	1591	84	60	50.3	2864	6.8	0.0
1993-05-11	1592	80	60	39.8	1089	4.3	0.0
1993-05-12	1593	84	56	43.3	2492	4.5	0.1
1993-05-13	1594	73	62	50.5	1430	4.7	0.1
1993-05-14	1595	70	54	57.2	2483	4.8	0.0
1993-05-15	1596	73	54	61.7	2452	4.1	0.0
1993-05-16	1597	84	70	62.2	2829	3.9	0.0
1993-05-17	1598	89	72	64.0	2623	3.4	0.1
1993-05-18	1599	85	65	64.4	2574	4.1	0.1
1993-05-19	1600	72	61	61.5	2751	4.7	0.2
1993-05-20	1601	71	55	65.9	2097	3.7	0.0
1993-05-21	1602	69	46	68.1	1360	6.2	0.0
1993-05-22	1603	70	46	69.4	2119	4.2	0.0
1993-05-23	1604	77	49	65.2	1324	4.7	0.0
1993-05-24	1605	84	56	66.4	2417	3.1	0.0
1993-05-25	1606	84	61	68.6	1905	4.1	0.0
1993-05-26	1607	78	60	67.9	1245	4.8	0.0
1993-05-27	1608	84	60	66.6	2342	4.5	0.0
1993-05-28	1609	80	57	64.1	1278	5.7	0.0
1993-05-29	1610	89	66	48.9	2822	5.0	0.0
1993-05-30	1611	85	65	49.3	2716	3.7	0.1
1993-05-31	1612	85	66	55.5	2472	4.2	0.0
1993-06-01	1613	84	64	56.8	1673	3.0	0.0
1993-06-02	1614	75	64	60.0	2129	4.1	0.0
1993-06-03	1615	88	65	60.9	2412	3.6	0.0
1993-06-04	1616	89	67	58.6	2524	2.6	0.0
1993-06-05	1617	91	71	64.6	1520	3.4	0.0
1993-06-06	1618	89	69	67.8	1900	5.0	0.0
1993-06-07	1619	94	66	67.1	2022	5.4	0.0
1993-06-08	1620	97	72	64.0	2472	4.2	0.2
1993-06-09	1621	98	73	67.2	1832	3.8	0.0
1993-06-10	1622	87	74	65.4	2415	3.9	0.4
1993-06-11	1623	94	69	67.1	2230	3.7	0.0
1993-06-12	1624	92	69	68.0	1731	3.9	0.2
1993-06-13	1625	82	66	68.4	2221	3.1	0.0
1993-06-14	1626	82	66	67.2	2294	3.7	0.0
1993-06-15	1627	86	62	67.5	2280	3.3	0.0
1993-06-16	1628	88	66	66.3	2341	2.8	0.0
1993-06-17	1629	89	65	71.4	1515	2.8	0.0
1993-06-18	1630	89	65	70.0	2203	4.1	0.0

1993-06-19	1631	88	63	70.6	2030	2.8	0.0
1993-06-20	1632	89	64	70.9	2457	2.6	0.0
1993-06-21	1633	89	69	71.5	2515	2.8	0.0
1993-06-22	1634	91	71	72.5	1881	3.0	0.0
1993-06-23	1635	92	70	71.9	2200	4.3	0.0
1993-06-24	1636	89	70	70.0	2126	5.1	0.0
1993-06-25	1637	84	66	62.9	2743	5.8	0.4
1993-06-26	1638	89	67	56.7	2726	4.5	0.0
1993-06-27	1639	89	69	60.4	1162	3.1	0.0
1993-06-28	1640	89	68	63.8	2020	3.8	2.0
1993-06-29	1641	88	76	64.9	2528	3.7	0.0
1993-06-30	1642	89	66	66.3	2431	4.6	0.0
1993-07-01	1643	87	71	66.8	2330	6.6	0.0
1993-07-02	1644	90	67	52.6	2683	4.9	0.0
1993-07-03	1645	95	73	66.3	322	4.9	0.0
1993-07-04	1646	96	73	69.3	1537	3.8	0.0
1993-07-05	1647	98	73	70.2	2000	3.4	0.0
1993-07-06	1648	96	74	70.9	1789	6.2	0.0
1993-07-07	1649	94	69	71.0	1895	6.0	2.3
1993-07-08	1650	92	67	67.5	2429	4.1	0.5
1993-07-09	1651	95	70	67.0	1600	6.7	0.0
1993-07-10	1652	97	73	65.3	1803	8.1	0.0
1993-07-11	1653	97	74	66.9	1947	3.5	0.0
1993-07-12	1654	97	73	70.9	1637	4.2	0.0
1993-07-13	1655	95	75	72.7	1508	5.5	0.0
1993-07-14	1656	94	73	71.8	1372	2.4	0.0
1993-07-15	1657	94	72	73.2	1945	3.2	0.0
1993-07-16	1658	96	74	71.7	2467	4.0	0.0
1993-07-17	1659	95	73	72.1	1113	4.1	0.0
1993-07-18	1660	95	74	71.2	2115	6.2	0.0
1993-07-19	1661	99	75	72.8	2323	4.3	0.2
1993-07-20	1662	94	72	73.3	1795	4.7	0.0
1993-07-21	1663	95	76	72.4	2484	4.4	0.0
1993-07-22	1664	97	74	72.2	2425	4.3	0.0
1993-07-23	1665	96	74	71.5	1200	4.8	0.5
1993-07-24	1666	94	72	69.9	2172	4.8	0.1
1993-07-25	1667	94	72	70.1	1831	3.5	0.2
1993-07-26	1668	92	72	70.3	1680	2.8	0.4
1993-07-27	1669	93	74	69.5	2509	3.8	0.0
1993-07-28	1670	98	74	67.4	2386	3.5	0.0
1993-07-29	1671	97	74	70.7	1604	4.5	0.0
1993-07-30	1672	94	70	71.5	1216	3.7	0.0
1993-07-31	1673	91	71	72.4	1701	3.3	0.0
1993-08-01	1674	95	70	72.0	1250	3.0	0.0
1993-08-02	1675	97	72	73.3	1766	2.9	0.0
1993-08-03	1676	90	70	61.0	2013	2.7	0.1
1993-08-04	1677	88	68	72.2	1550	2.9	0.1
1993-08-05	1678	87	66	72.3	1772	2.7	0.0

1993-08-06	1679	90	70	69.4	2106	4.2	0.1
1993-08-07	1680	81	69	70.3	1001	2.6	0.5
1993-08-08	1681	82	69	72.0	2077	3.4	0.1
1993-08-09	1682	81	68	70.9	1016	4.1	0.0
1993-08-10	1683	84	64	72.9	1160	4.4	0.0
1993-08-11	1684	86	66	70.0	1911	4.0	0.0
1993-08-12	1685	90	68	67.5	1634	3.6	0.0
1993-08-13	1686	91	72	66.5	1940	2.5	0.1
1993-08-14	1687	90	74	66.1	2176	2.4	0.1
1993-08-15	1688	91	71	68.1	2169	2.4	0.0
1993-08-16	1689	94	67	69.0	1826	3.1	0.0
1993-08-17	1690	96	72	68.5	1992	3.2	0.0
1993-08-18	1691	95	72	68.6	1996	3.9	0.0
1993-08-19	1692	93	74	66.5	2219	3.7	0.0
1993-08-20	1693	96	70	64.7	2161	2.6	0.0
1993-08-21	1694	97	74	67.9	1682	3.0	0.6
1993-08-22	1695	91	69	68.8	2052	2.9	0.1
1993-08-23	1696	87	70	69.4	1307	3.6	0.0
1993-08-24	1697	89	68	68.9	1482	3.0	0.0
1993-08-25	1698	91	67	69.0	1575	3.1	0.0
1993-08-26	1699	92	69	70.2	681	2.4	0.0
1993-08-27	1700	91	68	68.7	1642	3.3	0.0
1993-08-28	1701	90	68	66.3	1574	3.7	0.2
1993-08-29	1702	92	67	62.8	1328	4.0	0.0
1993-08-30	1703	93	71	63.7	1020	3.4	0.0
1993-08-31	1704	95	72	69.2	1108	3.8	0.0
1993-09-01	1705	95	71	69.5	1593	2.9	0.0
1993-09-02	1706	94	73	71.3	1357	3.3	0.0
1993-09-03	1707	94	72	70.6	762	6.1	0.0
1993-09-04	1708	88	70	67.4	2248	6.6	0.0
1993-09-05	1709	80	68	68.6	1855	3.1	2.9
1993-09-06	1710	83	66	70.7	1903	3.1	0.0
1993-09-07	1711	73	66	69.7	1986	3.0	0.9
1993-09-08	1712	84	66	71.1	1449	3.6	0.0
1993-09-09	1713	85	67	69.5	1543	3.0	0.0
1993-09-10	1714	87	68	68.4	1645	3.4	0.0
1993-09-11	1715	82	64	61.1	2078	4.7	0.0
1993-09-12	1716	85	62	51.1	2265	3.6	0.0
1993-09-13	1717	85	60	53.8	2139	2.2	0.0
1993-09-14	1718	89	63	67.2	1041	4.8	0.0
1993-09-15	1719	89	68	70.7	1806	7.5	0.0
1993-09-16	1720	91	70	57.6	2033	4.1	0.0
1993-09-17	1721	88	69	52.8	2120	3.7	1.8
1993-09-18	1722	88	68	53.7	2103	2.3	0.0
1993-09-19	1723	90	68	60.2	1132	3.4	0.0
1993-09-20	1724	78	66	62.4	1930	6.3	0.5
1993-09-21	1725	83	66	56.8	2065	3.4	1.5
1993-09-22	1726	86	61	61.1	2000	2.6	0.0

1993-09-23	1727	88	62	62.4	1910	2.1	0.0
1993-09-24	1728	89	66	63.9	1779	4.6	0.0
1993-09-25	1729	90	69	66.4	1781	5.8	0.0
1993-09-26	1730	88	68	67.2	1449	5.0	0.0
1993-09-27	1731	79	68	66.0	434	3.4	0.0
1993-09-28	1732	75	50	63.0	224	4.5	0.0
1993-09-29	1733	76	56	62.1	319	4.6	0.0
1993-09-30	1734	68	49	64.1	347	3.1	0.0
1993-10-01	1735	73	45	66.1	1139	2.9	0.0
1993-10-02	1736	79	48	53.9	1833	6.5	0.0
1993-10-03	1737	83	59	43.5	1816	6.6	0.0
1993-10-04	1738	85	60	50.5	815	6.5	0.0
1993-10-05	1739	83	52	53.4	270	7.5	0.0
1993-10-06	1740	69	60	59.5	708	8.0	0.0
1993-10-07	1741	71	60	57.7	1702	5.1	0.0
1993-10-08	1742	78	62	45.2	1762	4.0	0.0
1993-10-09	1743	84	60	45.7	1845	4.5	0.0
1993-10-10	1744	82	61	42.8	1871	3.5	0.0
1993-10-11	1745	58	48	44.8	1869	2.6	0.0
1993-10-12	1746	68	41	50.3	1756	2.3	0.0
1993-10-13	1747	72	45	52.2	1738	2.1	0.0
1993-10-14	1748	67	54	56.7	1406	2.2	0.0
1993-10-15	1749	74	54	61.6	1420	2.1	0.0
1993-10-16	1750	61	57	60.6	1227	4.1	0.4
1993-10-17	1751	71	59	36.4	1590	6.7	0.0
1993-10-18	1752	80	60	36.1	1762	3.0	0.0
1993-10-19	1753	82	64	41.2	1653	2.3	0.0
1993-10-20	1754	78	64	49.3	1628	2.9	0.0
1993-10-21	1755	84	64	56.7	601	4.8	0.0
1993-10-22	1756	60	47	42.0	1740	3.4	0.2
1993-10-23	1757	60	53	44.0	1572	2.1	0.0
1993-10-24	1758	70	53	53.6	933	3.7	0.0
1993-10-25	1759	68	58	59.7	790	3.0	0.2
1993-10-26	1760	67	56	62.9	1210	3.5	0.1
1993-10-27	1761	76	51	63.4	1382	2.8	0.0
1993-10-28	1762	70	47	65.3	1066	5.8	0.0
1993-10-29	1763	65	41	56.2	1539	3.1	0.2
1993-10-30	1764	64	49	50.9	1281	3.4	0.0
1993-10-31	1765	43	35	53.2	632	6.9	0.0
1993-11-01	1766	52	34	28.0	1570	4.3	0.0
1993-11-02	1767	55	33	35.5	1403	3.1	0.0
1993-11-03	1768	64	38	51.9	1235	3.5	0.0
1993-11-04	1769	71	50	56.8	1130	3.6	0.1
1993-11-05	1770	62	58	64.8	671	4.2	0.5
1993-11-06	1771	65	50	60.8	463	7.9	0.0
1993-11-07	1772	54	37	32.4	1450	7.0	0.0
1993-11-08	1773	56	44	32.3	857	4.3	0.0
1993-11-09	1774	51	43	27.9	1404	3.8	0.0

1993-11-10	1775	62	38	27.6	1397	3.0	0.0
1993-11-11	1776	63	48	30.6	1336	2.5	0.0
1993-11-12	1777	68	35	34.6	1298	2.7	0.0
1993-11-13	1778	74	53	26.2	1393	7.2	0.0
1993-11-14	1779	79	60	27.0	1191	6.7	0.0
1993-11-15	1780	80	62	35.9	955	4.9	0.0
1993-11-16	1781	78	60	44.9	756	2.1	0.0
1993-11-17	1782	75	62	53.0	59	2.6	0.0
1993-11-18	1783	69	49	46.1	221	3.9	0.0
1993-11-19	1784	65	44	51.1	723	3.4	0.0
1993-11-20	1785	62	47	40.3	1256	5.5	0.0
1993-11-21	1786	59	37	31.9	1284	2.3	0.0
1993-11-22	1787	68	56	40.2	1155	2.9	0.0
1993-11-23	1788	68	48	50.8	785	5.0	0.0
1993-11-24	1789	70	48	47.5	764	8.0	0.0
1993-11-25	1790	68	48	28.8	1311	4.5	0.0
1993-11-26	1791	56	49	24.5	1128	2.4	0.0
1993-11-27	1792	60	46	27.4	397	2.6	1.2
1993-11-28	1793	58	36	41.9	376	4.8	0.0
1993-11-29	1794	60	32	56.8	96	7.4	0.0
1993-11-30	1795	60	32	40.0	1261	5.2	0.0
1993-12-01	1796	52	35	34.4	1227	2.1	0.0
1993-12-02	1797	58	36	32.9	1172	2.3	0.0
1993-12-03	1798	66	41	37.1	262	3.8	0.0
1993-12-04	1799	70	54	38.0	1259	3.4	0.4
1993-12-05	1800	60	50	52.4	533	5.6	0.0
1993-12-06	1801	59	38	33.5	1223	5.7	0.0
1993-12-07	1802	57	36	21.4	1149	6.5	0.0
1993-12-08	1803	64	36	27.5	1197	2.9	0.0
1993-12-09	1804	61	34	39.7	875	4.5	0.0
1993-12-10	1805	49	44	50.0	979	4.6	0.0
1993-12-11	1806	48	32	49.2	985	5.1	0.4
1993-12-12	1807	50	26	35.7	1166	3.4	0.0
1993-12-13	1808	51	27	33.1	1178	3.1	0.0
1993-12-14	1809	49	36	33.7	1165	2.9	0.5
1993-12-15	1810	46	36	45.3	643	5.9	0.0
1993-12-16	1811	60	35	36.3	285	3.9	0.0
1993-12-17	1812	58	40	28.9	899	8.1	0.0
1993-12-18	1813	59	33	13.2	1214	5.2	0.0
1993-12-19	1814	54	38	17.7	1239	2.1	0.0
1993-12-20	1815	40	31	24.1	982	2.6	0.3
1993-12-21	1816	47	34	36.3	1136	2.2	0.2
1993-12-22	1817	39	28	45.8	1025	5.8	0.9
1993-12-23	1818	39	29	31.7	1205	4.3	0.0
1993-12-24	1819	34	26	30.8	598	3.8	0.0
1993-12-25	1820	43	26	41.5	431	2.8	0.0
1993-12-26	1821	49	26	50.3	679	2.5	0.0
1993-12-27	1822	64	35	55.5	830	2.3	0.0

1993-12-28	1823	64	44	54.9	705	1.8	0.1
1993-12-29	1824	54	38	55.9	669	3.2	0.0
1993-12-30	1825	42	25	55.9	669	3.2	0.0
1993-12-31	1826	48	20	54.6	231	3.0	0.0
1994-01-01	1827	44	28	57.6	340	3.8	0.7
1994-01-02	1828	52	32	42.3	577	8.7	0.0
1994-01-03	1829	53	44	25.1	1000	5.9	0.8
1994-01-04	1830	50	40	28.9	1208	2.4	0.0
1994-01-05	1831	49	28	33.9	678	3.9	0.0
1994-01-06	1832	59	27	31.7	119	7.1	0.0
1994-01-07	1833	70	38	13.6	1278	9.2	0.0
1994-01-08	1834	64	39	14.6	1280	6.0	0.1
1994-01-09	1835	43	25	25.4	1292	5.6	0.0
1994-01-10	1836	46	28	27.3	751	4.3	0.0
1994-01-11	1837	57	34	35.5	449	7.6	0.7
1994-01-12	1838	49	42	28.8	1293	5.4	0.2
1994-01-13	1839	45	40	33.7	1303	3.0	0.0
1994-01-14	1840	49	35	40.8	1238	3.7	0.0
1994-01-15	1841	46	21	40.9	696	3.5	0.0
1994-01-16	1842	29	10	42.5	421	4.0	0.0
1994-01-17	1843	60	26	54.2	605	5.4	0.7
1994-01-18	1844	42	15	41.2	1282	11.3	0.0
1994-01-19	1845	28	10	18.0	1396	4.3	0.0
1994-01-20	1846	44	16	26.6	617	4.4	0.0
1994-01-21	1847	43	26	25.2	1418	3.9	0.0
1994-01-22	1848	56	21	35.2	1299	2.7	0.0
1994-01-23	1849	54	26	44.7	615	7.8	0.0
1994-01-24	1850	64	33	22.9	1446	5.4	0.0
1994-01-25	1851	68	36	34.7	1068	6.4	0.0
1994-01-26	1852	64	50	45.2	979	10.0	0.0
1994-01-27	1853	52	39	17.1	1472	5.4	0.5
1994-01-28	1854	62	44	29.3	667	4.3	0.6
1994-01-29	1855	56	43	40.3	907	2.9	0.4
1994-01-30	1856	43	37	52.5	782	5.1	0.0
1994-01-31	1857	64	33	37.9	529	4.7	0.0
1994-02-01	1858	43	28	41.7	222	5.1	0.0
1994-02-02	1859	40	27	31.4	193	5.7	0.0
1994-02-03	1860	52	27	23.4	126	0.4	0.0
1994-02-04	1861	58	27	15.2	49	0.4	0.0
1994-02-05	1862	49	39	30.3	68	2.6	0.8
1994-02-06	1863	54	47	35.8	1332	4.3	0.1
1994-02-07	1864	62	50	43.8	1287	8.5	0.0
1994-02-08	1865	64	47	33.3	1651	3.8	0.3
1994-02-09	1866	76	60	46.6	917	8.0	0.0
1994-02-10	1867	62	32	20.6	1709	12.1	0.3
1994-02-11	1868	35	30	18.9	1725	6.7	0.0
1994-02-12	1869	41	33	26.9	1351	7.1	0.0
1994-02-13	1870	54	40	43.1	947	6.0	0.0

1994-02-14	1871	58	30	29.7	1168	8.7	0.0
1994-02-15	1872	66	33	19.6	2029	5.0	0.0
1994-02-16	1873	67	45	20.7	1777	5.0	0.0
1994-02-17	1874	65	40	37.2	1065	4.5	0.0
1994-02-18	1875	71	49	48.9	936	5.6	0.0
1994-02-19	1876	71	51	47.8	1386	2.3	0.0
1994-02-20	1877	75	52	51.1	1012	3.1	0.0
1994-02-21	1878	74	53	54.0	582	2.8	0.0
1994-02-22	1879	70	50	54.6	711	5.0	0.0
1994-02-23	1880	71	67	51.9	1688	6.0	2.2
1994-02-24	1881	60	44	52.2	976	3.3	0.0
1994-02-25	1882	64	32	55.6	261	4.3	0.0
1994-02-26	1883	61	43	30.3	1452	5.4	0.0
1994-02-27	1884	50	30	36.0	1102	3.2	0.0
1994-02-28	1885	50	34	34.6	1887	5.4	0.0
1994-03-01	1886	66	43	29.3	125	3.7	1.3
1994-03-02	1887	58	40	26.4	1996	3.2	0.2
1994-03-03	1888	58	36	41.4	1605	5.5	0.0
1994-03-04	1889	74	38	54.8	302	5.7	0.0
1994-03-05	1890	75	49	57.4	347	6.3	0.0
1994-03-06	1891	77	43	21.4	2130	12.7	0.0
1994-03-07	1892	82	50	10.1	2122	6.5	0.0
1994-03-08	1893	81	56	15.8	2030	5.8	0.0
1994-03-09	1894	79	60	17.5	2050	8.4	0.0
1994-03-10	1895	68	40	16.5	2241	4.6	0.4
1994-03-11	1896	57	32	23.3	2212	2.7	0.0
1994-03-12	1897	62	36	37.6	1854	4.2	0.0
1994-03-13	1898	68	40	49.3	1555	7.6	0.2
1994-03-14	1899	66	46	54.9	1376	5.1	0.0
1994-03-15	1900	78	47	56.8	213	4.6	0.0
1994-03-16	1901	65	50	53.1	610	3.4	0.0
1994-03-17	1902	65	49	43.1	811	10.3	0.0
1994-03-18	1903	79	47	24.2	1321	11.1	0.0
1994-03-19	1904	78	52	24.6	1425	10.6	0.0
1994-03-20	1905	83	49	23.9	2329	6.6	0.0
1994-03-21	1906	82	63	20.0	2406	4.0	0.0
1994-03-22	1907	78	58	30.2	2317	3.9	0.0
1994-03-23	1908	76	45	46.5	832	4.7	0.0
1994-03-24	1909	76	64	48.7	1832	2.2	2.8
1994-03-25	1910	76	56	44.4	342	5.0	0.0
1994-03-26	1911	72	48	43.5	302	6.5	0.0
1994-03-27	1912	87	61	44.9	1599	3.5	0.0
1994-03-28	1913	75	56	47.9	872	4.6	1.3
1994-03-29	1914	64	46	47.3	793	4.3	0.0
1994-03-30	1915	68	45	51.0	695	5.4	0.0
1994-03-31	1916	69	47	31.8	2352	6.9	0.0
1994-04-01	1917	68	39	35.5	2460	3.9	0.0
1994-04-02	1918	75	42	44.3	2272	5.6	0.0

1994-04-03	1919	78	51	44.7	2516	6.5	0.0
1994-04-04	1920	75	58	42.4	228	3.5	0.0
1994-04-05	1921	79	50	39.5	2171	4.5	0.0
1994-04-06	1922	78	60	38.4	1737	4.0	0.0
1994-04-07	1923	70	52	36.3	2204	7.3	0.0
1994-04-08	1924	71	43	22.8	2622	5.2	0.0
1994-04-09	1925	77	55	30.4	2563	2.9	0.0
1994-04-10	1926	82	58	35.2	2434	4.8	0.0
1994-04-11	1927	84	59	47.3	1480	6.0	0.0
1994-04-12	1928	78	60	54.8	2421	4.7	0.4
1994-04-13	1929	79	65	52.6	15	2.4	0.0
1994-04-14	1930	84	55	30.4	2576	13.3	0.0
1994-04-15	1931	84	62	33.7	2641	4.0	0.0
1994-04-16	1932	76	62	40.0	2350	3.7	0.0
1994-04-17	1933	82	49	48.6	1143	4.0	0.0
1994-04-18	1934	84	51	55.2	2176	6.3	0.0
1994-04-19	1935	86	53	54.6	2452	3.6	0.0
1994-04-20	1936	91	61	56.6	2448	4.6	0.0
1994-04-21	1937	88	62	57.3	2037	7.6	0.0
1994-04-22	1938	78	56	37.1	2741	5.8	0.2
1994-04-23	1939	73	51	38.9	2774	4.6	0.0
1994-04-24	1940	81	48	55.3	1037	7.4	0.0
1994-04-25	1941	87	60	46.6	2691	4.5	0.0
1994-04-26	1942	89	60	47.8	2694	4.7	0.0
1994-04-27	1943	87	62	61.1	842	5.1	0.0
1994-04-28	1944	85	62	53.5	1826	7.7	0.0
1994-04-29	1945	84	60	38.0	2825	3.3	0.0
1994-04-30	1946	83	59	45.1	2764	3.3	0.0
1994-05-01	1947	87	68	51.0	2666	3.7	0.0
1994-05-02	1948	72	68	57.0	2680	4.9	0.0
1994-05-03	1949	62	52	60.8	2621	4.8	0.1
1994-05-04	1950	57	52	62.3	2293	5.6	0.0
1994-05-05	1951	75	50	57.6	2257	3.6	0.0
1994-05-06	1952	81	50	61.1	2355	4.3	0.0
1994-05-07	1953	85	56	60.3	2530	3.7	0.0
1994-05-08	1954	79	55	58.3	2104	3.5	0.0
1994-05-09	1955	79	55	59.4	2458	6.1	0.0
1994-05-10	1956	82	64	50.3	2864	6.8	0.0
1994-05-11	1957	86	58	39.8	1089	4.3	0.0
1994-05-12	1958	88	62	43.3	2492	4.5	0.0
1994-05-13	1959	82	64	50.5	1430	4.7	0.0
1994-05-14	1960	86	58	57.2	2483	4.8	0.0
1994-05-15	1961	82	68	61.7	2452	4.1	0.8
1994-05-16	1962	88	65	62.2	2829	3.9	0.0
1994-05-17	1963	83	59	64.0	2623	3.4	0.0
1994-05-18	1964	79	56	64.4	2574	4.1	0.0
1994-05-19	1965	71	57	61.5	2751	4.7	0.0
1994-05-20	1966	68	52	65.9	2097	3.7	0.0

1994-05-21	1967	73	57	68.1	1360	6.2	0.0
1994-05-22	1968	84	57	69.4	2119	4.2	0.0
1994-05-23	1969	90	79	65.2	1324	4.7	0.0
1994-05-24	1970	90	65	66.4	2417	3.1	0.0
1994-05-25	1971	92	69	68.6	1905	4.1	0.0
1994-05-26	1972	90	72	67.9	1245	4.8	0.1
1994-05-27	1973	85	69	66.6	2342	4.5	0.0
1994-05-28	1974	83	63	64.1	1278	5.7	0.0
1994-05-29	1975	87	62	48.9	2822	5.0	0.0
1994-05-30	1976	85	64	49.3	2716	3.7	0.0
1994-05-31	1977	85	72	55.5	2472	4.2	0.0
1994-06-01	1978	95	72	56.8	1673	3.0	0.2
1994-06-02	1979	95	72	60.0	2129	4.1	1.2
1994-06-03	1980	92	72	60.9	2412	3.6	0.0
1994-06-04	1981	88	72	58.6	2524	2.6	0.0
1994-06-05	1982	94	72	64.6	1520	3.4	0.0
1994-06-06	1983	80	78	67.8	1900	5.0	0.7
1994-06-07	1984	87	77	67.1	2022	5.4	0.0
1994-06-08	1985	90	72	64.0	2472	4.2	0.0
1994-06-09	1986	86	72	67.2	1832	3.8	0.1
1994-06-10	1987	88	72	65.4	2415	3.9	0.2
1994-06-11	1988	89	72	67.1	2230	3.7	0.0
1994-06-12	1989	92	73	68.0	1731	3.9	0.0
1994-06-13	1990	94	75	68.4	2221	3.1	0.5
1994-06-14	1991	92	73	67.2	2294	3.7	0.0
1994-06-15	1992	94	73	67.5	2280	3.3	0.0
1994-06-16	1993	96	75	66.3	2341	2.8	0.0
1994-06-17	1994	94	72	71.4	1515	2.8	0.3
1994-06-18	1995	90	72	70.0	2203	4.1	0.0
1994-06-19	1996	93	71	70.6	2030	2.8	0.0
1994-06-20	1997	96	76	70.9	2457	2.6	0.0
1994-06-21	1998	98	76	71.5	2515	2.8	0.0
1994-06-22	1999	97	77	72.5	1881	3.0	0.0
1994-06-23	2000	96	76	71.9	2200	4.3	0.0
1994-06-24	2001	94	76	70.0	2126	5.1	0.0
1994-06-25	2002	98	75	62.9	2743	5.8	0.5
1994-06-26	2003	89	72	56.7	2726	4.5	1.0
1994-06-27	2004	80	70	60.4	1162	3.1	2.3
1994-06-28	2005	90	72	63.8	2020	3.8	0.3
1994-06-29	2006	88	70	64.9	2528	3.7	0.4
1994-06-30	2007	88	70	66.3	2431	4.6	0.0
1994-07-01	2008	92	72	66.8	2330	6.6	0.0
1994-07-02	2009	92	75	52.6	2683	4.9	0.0
1994-07-03	2010	90	75	66.3	322	4.9	0.4
1994-07-04	2011	82	74	69.3	1537	3.8	1.3
1994-07-05	2012	87	71	70.2	2000	3.4	0.2
1994-07-06	2013	92	75	70.9	1789	6.2	0.0
1994-07-07	2014	93	73	71.0	1895	6.0	0.0

1994-07-08	2015	92	74	67.5	2429	4.1	0.0
1994-07-09	2016	94	74	67.0	1600	6.7	0.0
1994-07-10	2017	89	72	65.3	1803	8.1	0.0
1994-07-11	2018	92	72	66.9	1947	3.5	0.0
1994-07-12	2019	94	74	70.9	1637	4.2	0.5
1994-07-13	2020	92	72	72.7	1508	5.5	0.1
1994-07-14	2021	92	73	71.8	1372	2.4	0.0
1994-07-15	2022	92	76	73.2	1945	3.2	0.0
1994-07-16	2023	95	76	71.7	2467	4.0	0.0
1994-07-17	2024	95	77	72.1	1113	4.1	0.0
1994-07-18	2025	96	78	71.2	2115	6.2	0.0
1994-07-19	2026	94	72	72.8	2323	4.3	0.3
1994-07-20	2027	90	71	73.3	1795	4.7	0.0
1994-07-21	2028	91	72	72.4	2484	4.4	0.0
1994-07-22	2029	88	70	72.2	2425	4.3	0.7
1994-07-23	2030	89	69	71.5	1200	4.8	2.3
1994-07-24	2031	90	70	69.9	2172	4.8	0.0
1994-07-25	2032	93	74	70.1	1831	3.5	2.0
1994-07-26	2033	88	72	70.3	1680	2.8	0.0
1994-07-27	2034	88	71	69.5	2509	3.8	1.0
1994-07-28	2035	82	72	67.4	2386	3.5	0.2
1994-07-29	2036	87	75	70.7	1604	4.5	0.1
1994-07-30	2037	88	73	71.5	1216	3.7	0.1
1994-07-31	2038	89	72	72.4	1701	3.3	0.0
1994-08-01	2039	90	75	72.0	1250	3.0	0.4
1994-08-02	2040	91	75	73.3	1766	2.9	0.0
1994-08-03	2041	94	76	61.0	2013	2.7	0.0
1994-08-04	2042	91	74	72.2	1550	2.9	0.0
1994-08-05	2043	90	75	72.3	1772	2.7	0.0
1994-08-06	2044	78	70	69.4	2106	4.2	0.0
1994-08-07	2045	84	69	70.3	1001	2.6	0.0
1994-08-08	2046	88	73	72.0	2077	3.4	0.0
1994-08-09	2047	90	68	70.9	1016	4.1	0.0
1994-08-10	2048	92	69	72.9	1160	4.4	0.0
1994-08-11	2049	92	72	70.0	1911	4.0	0.0
1994-08-12	2050	95	78	67.5	1634	3.6	0.0
1994-08-13	2051	90	76	66.5	1940	2.5	0.3
1994-08-14	2052	95	76	66.1	2176	2.4	0.2
1994-08-15	2053	88	74	68.1	2169	2.4	0.4
1994-08-16	2054	79	73	69.0	1826	3.1	1.3
1994-08-17	2055	92	76	68.5	1992	3.2	0.3
1994-08-18	2056	86	75	68.6	1996	3.9	0.6
1994-08-19	2057	87	72	66.5	2219	3.7	0.0
1994-08-20	2058	91	74	64.7	2161	2.6	0.0
1994-08-21	2059	89	74	67.9	1682	3.0	0.3
1994-08-22	2060	86	72	68.8	2052	2.9	0.0
1994-08-23	2061	86	69	69.4	1307	3.6	0.0
1994-08-24	2062	85	69	68.9	1482	3.0	0.0

1994-08-25	2063	86	65	69.0	1575	3.1	0.0
1994-08-26	2064	88	66	70.2	681	2.4	0.0
1994-08-27	2065	90	70	68.7	1642	3.3	0.0
1994-08-28	2066	92	72	66.3	1574	3.7	0.0
1994-08-29	2067	95	78	62.8	1328	4.0	0.0
1994-08-30	2068	98	76	63.7	1020	3.4	0.0
1994-08-31	2069	95	77	69.2	1108	3.8	0.3
1994-09-01	2070	96	76	69.5	1593	2.9	0.0
1994-09-02	2071	88	69	71.3	1357	3.3	0.0
1994-09-03	2072	71	66	70.6	762	6.1	0.1
1994-09-04	2073	82	64	67.4	2248	6.6	0.0
1994-09-05	2074	84	73	68.6	1855	3.1	0.0
1994-09-06	2075	79	69	70.7	1903	3.1	0.5
1994-09-07	2076	89	72	69.7	1986	3.0	0.0
1994-09-08	2077	90	70	71.1	1449	3.6	0.2
1994-09-09	2078	87	70	69.5	1543	3.0	0.0
1994-09-10	2079	87	72	68.4	1645	3.4	0.0
1994-09-11	2080	89	72	61.1	2078	4.7	0.0
1994-09-12	2081	90	70	51.1	2265	3.6	0.0
1994-09-13	2082	90	68	53.8	2139	2.2	0.0
1994-09-14	2083	90	66	67.2	1041	4.8	0.0
1994-09-15	2084	92	67	70.7	1806	7.5	0.0
1994-09-16	2085	88	72	57.6	2033	4.1	0.2
1994-09-17	2086	90	76	52.8	2120	3.7	0.0
1994-09-18	2087	83	74	53.7	2103	2.3	0.5
1994-09-19	2088	80	68	60.2	1132	3.4	0.0
1994-09-20	2089	78	62	62.4	1930	6.3	0.0
1994-09-21	2090	81	78	56.8	2065	3.4	0.0
1994-09-22	2091	82	60	61.1	2000	2.6	0.0
1994-09-23	2092	83	62	62.4	1910	2.1	0.0
1994-09-24	2093	89	71	63.9	1779	4.6	0.0
1994-09-25	2094	86	73	66.4	1781	5.8	0.0
1994-09-26	2095	85	70	67.2	1449	5.0	0.0
1994-09-27	2096	87	61	66.0	434	3.4	0.0
1994-09-28	2097	87	64	63.0	224	4.5	0.0
1994-09-29	2098	89	67	62.1	319	4.6	0.0
1994-09-30	2099	87	64	64.1	347	3.1	0.0
1994-10-01	2100	88	61	66.1	1139	2.9	0.0
1994-10-02	2101	77	67	53.9	1833	6.5	1.8
1994-10-03	2102	70	60	43.5	1816	6.6	1.0
1994-10-04	2103	74	55	50.5	815	6.5	0.0
1994-10-05	2104	79	56	53.4	270	7.5	0.0
1994-10-06	2105	78	58	59.5	708	8.0	0.0
1994-10-07	2106	79	59	57.7	1702	5.1	0.0
1994-10-08	2107	79	66	45.2	1762	4.0	0.2
1994-10-09	2108	85	69	45.7	1845	4.5	0.4
1994-10-10	2109	75	59	42.8	1871	3.5	0.7
1994-10-11	2110	62	56	44.8	1869	2.6	0.2

1994-10-12	2111	63	55	50.3	1756	2.3	2.3
1994-10-13	2112	67	60	52.2	1738	2.1	1.0
1994-10-14	2113	69	62	56.7	1406	2.2	0.0
1994-10-15	2114	73	62	61.6	1420	2.1	0.0
1994-10-16	2115	74	58	60.6	1227	4.1	0.0
1994-10-17	2116	76	50	36.4	1590	6.7	0.0
1994-10-18	2117	78	48	36.1	1762	3.0	0.0
1994-10-19	2118	78	57	41.2	1653	2.3	0.0
1994-10-20	2119	82	67	49.3	1628	2.9	0.0
1994-10-21	2120	83	60	56.7	601	4.8	0.2
1994-10-22	2121	78	66	42.0	1740	3.4	0.7
1994-10-23	2122	82	66	44.0	1572	2.1	0.1
1994-10-24	2123	77	60	53.6	933	3.7	0.0
1994-10-25	2124	82	55	59.7	790	3.0	0.0
1994-10-26	2125	74	60	62.9	1210	3.5	0.0
1994-10-27	2126	65	46	63.4	1382	2.8	0.0
1994-10-28	2127	63	46	65.3	1066	5.8	0.0
1994-10-29	2128	70	55	56.2	1539	3.1	0.0
1994-10-30	2129	76	67	50.9	1281	3.4	0.0
1994-10-31	2130	78	68	53.2	632	6.9	0.4
1994-11-01	2131	68	48	28.0	1570	4.3	0.0
1994-11-02	2132	72	43	35.5	1403	3.1	0.0
1994-11-03	2133	76	44	51.9	1235	3.5	0.0
1994-11-04	2134	80	48	56.8	1130	3.6	0.0
1994-11-05	2135	80	60	64.8	671	4.2	0.0
1994-11-06	2136	82	66	60.8	463	7.9	0.0
1994-11-07	2137	74	62	32.4	1450	7.0	0.0
1994-11-08	2138	78	52	32.3	857	4.3	0.0
1994-11-09	2139	82	64	27.9	1404	3.8	0.0
1994-11-10	2140	76	56	27.6	1397	3.0	0.4
1994-11-11	2141	57	48	30.6	1336	2.5	0.1
1994-11-12	2142	68	46	34.6	1298	2.7	0.0
1994-11-13	2143	76	52	26.2	1393	7.2	0.0
1994-11-14	2144	78	58	27.0	1191	6.7	0.0
1994-11-15	2145	79	59	35.9	955	4.9	0.0
1994-11-16	2146	71	62	44.9	756	2.1	0.1
1994-11-17	2147	64	58	53.0	59	2.6	0.0
1994-11-18	2148	80	60	46.1	221	3.9	0.0
1994-11-19	2149	78	62	51.1	723	3.4	0.0
1994-11-20	2150	74	54	40.3	1256	5.5	0.0
1994-11-21	2151	75	63	31.9	1284	2.3	0.8
1994-11-22	2152	74	54	40.2	1155	2.9	0.0
1994-11-23	2153	61	42	50.8	785	5.0	0.0
1994-11-24	2154	62	36	47.5	764	8.0	0.0
1994-11-25	2155	56	48	28.8	1311	4.5	0.0
1994-11-26	2156	57	49	24.5	1128	2.4	0.7
1994-11-27	2157	72	55	27.4	397	2.6	0.1
1994-11-28	2158	72	58	41.9	376	4.8	0.2

1994-11-29	2159	58	50	56.8	96	7.4	0.6
1994-11-30	2160	61	42	40.0	1261	5.2	0.1
1994-12-01	2161	62	42	34.4	1227	2.1	0.0
1994-12-02	2162	65	41	32.9	1172	2.3	0.0
1994-12-03	2163	75	57	37.1	262	3.8	0.0
1994-12-04	2164	77	67	38.0	1259	3.4	0.5
1994-12-05	2165	77	62	52.4	533	5.6	0.0
1994-12-06	2166	74	58	33.5	1223	5.7	0.0
1994-12-07	2167	72	54	21.4	1149	6.5	0.0
1994-12-08	2168	71	53	27.5	1197	2.9	0.0
1994-12-09	2169	63	49	39.7	875	4.5	0.0
1994-12-10	2170	65	50	50.0	979	4.6	0.4
1994-12-11	2171	53	43	49.2	985	5.1	0.0
1994-12-12	2172	48	29	35.7	1166	3.4	0.0
1994-12-13	2173	44	39	33.1	1178	3.1	0.0
1994-12-14	2174	48	41	33.7	1165	2.9	0.0
1994-12-15	2175	61	47	45.3	643	5.9	0.0
1994-12-16	2176	49	43	36.3	285	3.9	0.0
1994-12-17	2177	54	47	28.9	899	8.1	0.0
1994-12-18	2178	64	43	13.2	1214	5.2	0.0
1994-12-19	2179	55	37	17.7	1239	2.1	0.0
1994-12-20	2180	58	35	24.1	982	2.6	0.0
1994-12-21	2181	55	48	36.3	1136	2.2	0.8
1994-12-22	2182	54	47	45.8	1025	5.8	0.9
1994-12-23	2183	49	47	31.7	1205	4.3	1.9
1994-12-24	2184	60	45	30.8	598	3.8	0.0
1994-12-25	2185	61	35	41.5	431	2.8	0.0
1994-12-26	2186	59	49	50.3	679	2.5	0.0
1994-12-27	2187	65	44	55.5	830	2.3	0.0
1994-12-28	2188	72	54	54.9	705	1.8	0.0
1994-12-29	2189	66	42	55.9	669	3.2	0.0
1994-12-30	2190	50	39	55.9	669	3.2	0.0
1994-12-31	2191	49	44	54.6	231	3.0	0.0
1995-01-01	2192	59	44	57.6	340	3.8	0.0
1995-01-02	2193	56	43	42.3	577	8.7	0.0
1995-01-03	2194	50	34	25.1	1000	5.9	0.0
1995-01-04	2195	54	32	28.9	1208	2.4	0.0
1995-01-05	2196	45	28	33.9	678	3.9	0.0
1995-01-06	2197	68	30	31.7	119	7.1	3.8
1995-01-07	2198	62	40	13.6	1278	9.2	0.0
1995-01-08	2199	54	35	14.6	1280	6.0	0.0
1995-01-09	2200	61	36	25.4	1292	5.6	0.0
1995-01-10	2201	63	39	27.3	751	4.3	0.0
1995-01-11	2202	65	40	35.5	449	7.6	0.0
1995-01-12	2203	71	50	28.8	1293	5.4	0.0
1995-01-13	2204	73	55	33.7	1303	3.0	0.3
1995-01-14	2205	69	61	40.8	1238	3.7	1.3
1995-01-15	2206	63	53	40.9	696	3.5	0.0

1995-01-16	2207	67	49	42.5	421	4.0	0.0
1995-01-17	2208	68	44	54.2	605	5.4	0.0
1995-01-18	2209	66	46	41.2	1282	11.3	0.0
1995-01-19	2210	62	46	18.0	1396	4.3	0.2
1995-01-20	2211	54	43	26.6	617	4.4	0.0
1995-01-21	2212	56	38	25.2	1418	3.9	0.0
1995-01-22	2213	58	36	35.2	1299	2.7	0.1
1995-01-23	2214	46	38	44.7	615	7.8	0.5
1995-01-24	2215	50	33	22.9	1446	5.4	0.0
1995-01-25	2216	59	30	34.7	1068	6.4	0.0
1995-01-26	2217	59	38	45.2	979	10.0	0.0
1995-01-27	2218	60	34	17.1	1472	5.4	0.2
1995-01-28	2219	65	50	29.3	667	4.3	0.4
1995-01-29	2220	54	41	40.3	907	2.9	0.1
1995-01-30	2221	45	39	52.5	782	5.1	0.0
1995-01-31	2222	54	33	37.9	529	4.7	0.0
1995-02-01	2223	62	36	41.7	222	5.1	0.0
1995-02-02	2224	71	49	31.4	193	5.7	0.0
1995-02-03	2225	74	43	23.4	126	0.4	0.2
1995-02-04	2226	65	39	15.2	49	0.4	0.0
1995-02-05	2227	48	35	30.3	68	2.6	0.0
1995-02-06	2228	46	29	35.8	1332	4.3	0.0
1995-02-07	2229	52	36	43.8	1287	8.5	0.1
1995-02-08	2230	40	25	33.3	1651	3.8	0.0
1995-02-09	2231	47	20	46.6	917	8.0	0.0
1995-02-10	2232	59	38	20.6	1709	12.1	1.2
1995-02-11	2233	60	49	18.9	1725	6.7	0.4
1995-02-12	2234	54	38	26.9	1351	7.1	0.0
1995-02-13	2235	52	35	43.1	947	6.0	0.0
1995-02-14	2236	54	39	29.7	1168	8.7	0.0
1995-02-15	2237	48	46	19.6	2029	5.0	0.7
1995-02-16	2238	79	48	20.7	1777	5.0	0.8
1995-02-17	2239	64	48	37.2	1065	4.5	2.5
1995-02-18	2240	48	44	48.9	936	5.6	0.7
1995-02-19	2241	61	44	47.8	1386	2.3	0.1
1995-02-20	2242	65	54	51.1	1012	3.1	0.0
1995-02-21	2243	58	49	54.0	582	2.8	0.0
1995-02-22	2244	60	32	54.6	711	5.0	0.0
1995-02-23	2245	69	46	51.9	1688	6.0	0.0
1995-02-24	2246	69	54	52.2	976	3.3	0.0
1995-02-25	2247	61	37	55.6	261	4.3	0.0
1995-02-26	2248	72	40	30.3	1452	5.4	0.0
1995-02-27	2249	71	56	36.0	1102	3.2	0.1
1995-02-28	2250	74	61	34.6	1887	5.4	1.2
1995-03-01	2251	62	52	29.3	125	3.7	0.5
1995-03-02	2252	62	47	26.4	1996	3.2	0.5
1995-03-03	2253	66	47	41.4	1605	5.5	0.0
1995-03-04	2254	54	46	54.8	302	5.7	0.0

1995-03-05	2255	54	46	57.4	347	6.3	0.1
1995-03-06	2256	74	60	21.4	2130	12.7	0.0
1995-03-07	2257	78	58	10.1	2122	6.5	0.1
1995-03-08	2258	72	52	15.8	2030	5.8	0.4
1995-03-09	2259	66	35	17.5	2050	8.4	0.1
1995-03-10	2260	59	44	16.5	2241	4.6	0.0
1995-03-11	2261	69	35	23.3	2212	2.7	0.0
1995-03-12	2262	76	43	37.6	1854	4.2	0.0
1995-03-13	2263	76	58	49.3	1555	7.6	0.0
1995-03-14	2264	78	53	54.9	1376	5.1	0.0
1995-03-15	2265	79	52	56.8	213	4.6	0.0
1995-03-16	2266	72	59	53.1	610	3.4	0.0
1995-03-17	2267	75	58	43.1	811	10.3	0.0
1995-03-18	2268	74	51	24.2	1321	11.1	0.0
1995-03-19	2269	73	45	24.6	1425	10.6	0.0
1995-03-20	2270	78	48	23.9	2329	6.6	0.0
1995-03-21	2271	80	62	20.0	2406	4.0	0.0
1995-03-22	2272	87	57	30.2	2317	3.9	0.0
1995-03-23	2273	90	67	46.5	832	4.7	0.0
1995-03-24	2274	74	54	48.7	1832	2.2	0.0
1995-03-25	2275	75	50	44.4	342	5.0	0.0
1995-03-26	2276	80	48	43.5	302	6.5	0.0
1995-03-27	2277	77	62	44.9	1599	3.5	0.0
1995-03-28	2278	80	58	47.9	872	4.6	0.0
1995-03-29	2279	73	55	47.3	793	4.3	0.0
1995-03-30	2280	77	59	51.0	695	5.4	0.0
1995-03-31	2281	67	56	31.8	2352	6.9	0.0
1995-04-01	2282	73	50	35.5	2460	3.9	0.0
1995-04-02	2283	74	46	44.3	2272	5.6	0.0
1995-04-03	2284	78	51	44.7	2516	6.5	0.0
1995-04-04	2285	78	56	42.4	228	3.5	0.0
1995-04-05	2286	75	54	39.5	2171	4.5	0.0
1995-04-06	2287	62	50	38.4	1737	4.0	0.3
1995-04-07	2288	81	50	36.3	2204	7.3	0.0
1995-04-08	2289	83	55	22.8	2622	5.2	0.0
1995-04-09	2290	86	55	30.4	2563	2.9	0.0
1995-04-10	2291	73	60	35.2	2434	4.8	0.0
1995-04-11	2292	84	66	47.3	1480	6.0	0.0
1995-04-12	2293	79	70	54.8	2421	4.7	0.1
1995-04-13	2294	80	61	52.6	15	2.4	0.0
1995-04-14	2295	77	53	30.4	2576	13.3	0.0
1995-04-15	2296	80	57	33.7	2641	4.0	0.0
1995-04-16	2297	88	55	40.0	2350	3.7	0.0
1995-04-17	2298	89	66	48.6	1143	4.0	0.0
1995-04-18	2299	90	68	55.2	2176	6.3	0.0
1995-04-19	2300	90	69	54.6	2452	3.6	0.0
1995-04-20	2301	91	67	56.6	2448	4.6	0.0
1995-04-21	2302	86	72	57.3	2037	7.6	0.0

1995-04-22	2303	83	65	37.1	2741	5.8	0.7
1995-04-23	2304	80	66	38.9	2774	4.6	0.1
1995-04-24	2305	69	55	55.3	1037	7.4	0.0
1995-04-25	2306	75	45	46.6	2691	4.5	0.0
1995-04-26	2307	80	50	47.8	2694	4.7	0.0
1995-04-27	2308	80	59	61.1	842	5.1	0.0
1995-04-28	2309	83	60	53.5	1826	7.7	0.0
1995-04-29	2310	88	58	38.0	2825	3.3	0.0
1995-04-30	2311	88	66	45.1	2764	3.3	0.0
1995-05-01	2312	88	65	51.0	2666	3.7	0.0
1995-05-02	2313	79	61	57.0	2680	4.9	0.0
1995-05-03	2314	76	51	60.8	2621	4.8	0.0
1995-05-04	2315	83	57	62.3	2293	5.6	0.0
1995-05-05	2316	83	65	57.6	2257	3.6	0.0
1995-05-06	2317	83	59	61.1	2355	4.3	0.0
1995-05-07	2318	87	55	60.3	2530	3.7	0.0
1995-05-08	2319	91	61	58.3	2104	3.5	0.0
1995-05-09	2320	85	69	59.4	2458	6.1	0.0
1995-05-10	2321	84	73	50.3	2864	6.8	0.0
1995-05-11	2322	92	68	39.8	1089	4.3	0.0
1995-05-12	2323	91	74	43.3	2492	4.5	0.0
1995-05-13	2324	91	70	50.5	1430	4.7	0.0
1995-05-14	2325	88	71	57.2	2483	4.8	0.4
1995-05-15	2326	96	70	61.7	2452	4.1	0.0
1995-05-16	2327	91	70	62.2	2829	3.9	0.0
1995-05-17	2328	98	74	64.0	2623	3.4	0.0
1995-05-18	2329	92	76	64.4	2574	4.1	0.0
1995-05-19	2330	87	68	61.5	2751	4.7	0.8
1995-05-20	2331	82	61	65.9	2097	3.7	0.0
1995-05-21	2332	85	60	68.1	1360	6.2	0.0
1995-05-22	2333	85	62	69.4	2119	4.2	0.0
1995-05-23	2334	84	62	65.2	1324	4.7	0.0
1995-05-24	2335	84	62	66.4	2417	3.1	0.0
1995-05-25	2336	85	63	68.6	1905	4.1	0.0
1995-05-26	2337	89	70	67.9	1245	4.8	0.0
1995-05-27	2338	93	69	66.6	2342	4.5	0.0
1995-05-28	2339	92	70	64.1	1278	5.7	0.0
1995-05-29	2340	89	70	48.9	2822	5.0	0.8
1995-05-30	2341	87	70	49.3	2716	3.7	0.0
1995-05-31	2342	90	72	55.5	2472	4.2	0.1
1995-06-01	2343	84	72	56.8	1673	3.0	0.0
1995-06-02	2344	81	71	60.0	2129	4.1	1.3
1995-06-03	2345	85	72	60.9	2412	3.6	0.2
1995-06-04	2346	80	70	58.6	2524	2.6	0.5
1995-06-05	2347	78	69	64.6	1520	3.4	3.8
1995-06-06	2348	82	67	67.8	1900	5.0	0.0
1995-06-07	2349	80	65	67.1	2022	5.4	0.1
1995-06-08	2350	84	69	64.0	2472	4.2	0.0

1995-06-09	2351	92	69	67.2	1832	3.8	0.2
1995-06-10	2352	94	67	65.4	2415	3.9	0.0
1995-06-11	2353	90	64	67.1	2230	3.7	0.0
1995-06-12	2354	91	69	68.0	1731	3.9	0.4
1995-06-13	2355	76	61	68.4	2221	3.1	0.0
1995-06-14	2356	80	58	67.2	2294	3.7	0.0
1995-06-15	2357	84	60	67.5	2280	3.3	0.0
1995-06-16	2358	83	61	66.3	2341	2.8	0.0
1995-06-17	2359	81	61	71.4	1515	2.8	0.0
1995-06-18	2360	82	64	70.0	2203	4.1	0.0
1995-06-19	2361	74	66	70.6	2030	2.8	0.0
1995-06-20	2362	80	57	70.9	2457	2.6	0.1
1995-06-21	2363	84	62	71.5	2515	2.8	0.0
1995-06-22	2364	84	64	72.5	1881	3.0	0.0
1995-06-23	2365	87	66	71.9	2200	4.3	0.0
1995-06-24	2366	89	66	70.0	2126	5.1	0.4
1995-06-25	2367	87	69	62.9	2743	5.8	0.0
1995-06-26	2368	90	72	56.7	2726	4.5	0.0
1995-06-27	2369	92	70	60.4	1162	3.1	1.7
1995-06-28	2370	89	68	63.8	2020	3.8	0.1
1995-06-29	2371	82	68	64.9	2528	3.7	0.0
1995-06-30	2372	86	67	66.3	2431	4.6	0.0
1995-07-01	2373	85	68	66.8	2330	6.6	0.3
1995-07-02	2374	86	68	52.6	2683	4.9	0.1
1995-07-03	2375	88	70	66.3	322	4.9	0.3
1995-07-04	2376	89	69	69.3	1537	3.8	0.0
1995-07-05	2377	93	73	70.2	2000	3.4	0.0
1995-07-06	2378	92	74	70.9	1789	6.2	0.4
1995-07-07	2379	92	68	71.0	1895	6.0	0.0
1995-07-08	2380	89	70	67.5	2429	4.1	0.0
1995-07-09	2381	91	70	67.0	1600	6.7	0.0
1995-07-10	2382	96	70	65.3	1803	8.1	0.0
1995-07-11	2383	96	76	66.9	1947	3.5	0.2
1995-07-12	2384	94	72	70.9	1637	4.2	0.0
1995-07-13	2385	94	74	72.7	1508	5.5	0.0
1995-07-14	2386	90	74	71.8	1372	2.4	0.1
1995-07-15	2387	97	76	73.2	1945	3.2	0.0
1995-07-16	2388	101	76	71.7	2467	4.0	0.9
1995-07-17	2389	82	75	72.1	1113	4.1	0.0
1995-07-18	2390	88	70	71.2	2115	6.2	0.1
1995-07-19	2391	89	71	72.8	2323	4.3	0.0
1995-07-20	2392	93	73	73.3	1795	4.7	0.0
1995-07-21	2393	91	75	72.4	2484	4.4	0.4
1995-07-22	2394	92	71	72.2	2425	4.3	0.0
1995-07-23	2395	97	76	71.5	1200	4.8	0.0
1995-07-24	2396	96	74	69.9	2172	4.8	1.0
1995-07-25	2397	93	72	70.1	1831	3.5	0.0
1995-07-26	2398	92	71	70.3	1680	2.8	0.2

1995-07-27	2399	89	70	69.5	2509	3.8	0.0
1995-07-28	2400	88	72	67.4	2386	3.5	1.7
1995-07-29	2401	89	71	70.7	1604	4.5	0.1
1995-07-30	2402	90	70	71.5	1216	3.7	0.0
1995-07-31	2403	90	72	72.4	1701	3.3	0.0
1995-08-01	2404	90	70	72.0	1250	3.0	0.0
1995-08-02	2405	84	70	73.3	1766	2.9	1.0
1995-08-03	2406	80	70	61.0	2013	2.7	0.2
1995-08-04	2407	87	73	72.2	1550	2.9	0.0
1995-08-05	2408	90	73	72.3	1772	2.7	0.0
1995-08-06	2409	92	72	69.4	2106	4.2	0.0
1995-08-07	2410	89	77	70.3	1001	2.6	0.2
1995-08-08	2411	75	66	72.0	2077	3.4	0.0
1995-08-09	2412	80	67	70.9	1016	4.1	0.1
1995-08-10	2413	86	67	72.9	1160	4.4	0.0
1995-08-11	2414	87	70	70.0	1911	4.0	0.0
1995-08-12	2415	91	70	67.5	1634	3.6	0.0
1995-08-13	2416	95	73	66.5	1940	2.5	0.0
1995-08-14	2417	98	75	66.1	2176	2.4	0.0
1995-08-15	2418	96	77	68.1	2169	2.4	0.3
1995-08-16	2419	93	75	69.0	1826	3.1	0.0
1995-08-17	2420	96	78	68.5	1992	3.2	0.0
1995-08-18	2421	98	77	68.6	1996	3.9	0.3
1995-08-19	2422	86	71	66.5	2219	3.7	0.4
1995-08-20	2423	87	70	64.7	2161	2.6	0.0
1995-08-21	2424	87	72	67.9	1682	3.0	0.0
1995-08-22	2425	89	71	68.8	2052	2.9	0.0
1995-08-23	2426	85	72	69.4	1307	3.6	0.2
1995-08-24	2427	80	71	68.9	1482	3.0	0.0
1995-08-25	2428	78	72	69.0	1575	3.1	2.3
1995-08-26	2429	80	72	70.2	681	2.4	0.7
1995-08-27	2430	79	74	68.7	1642	3.3	0.1
1995-08-28	2431	79	73	66.3	1574	3.7	0.1
1995-08-29	2432	86	67	62.8	1328	4.0	0.0
1995-08-30	2433	87	69	63.7	1020	3.4	0.0
1995-08-31	2434	88	67	69.2	1108	3.8	0.0
1995-09-01	2435	87	69	69.5	1593	2.9	0.3
1995-09-02	2436	81	66	71.3	1357	3.3	0.0
1995-09-03	2437	81	61	70.6	762	6.1	0.0
1995-09-04	2438	82	60	67.4	2248	6.6	0.0
1995-09-05	2439	80	65	68.6	1855	3.1	0.0
1995-09-06	2440	77	66	70.7	1903	3.1	0.0
1995-09-07	2441	79	69	69.7	1986	3.0	0.0
1995-09-08	2442	84	66	71.1	1449	3.6	0.0
1995-09-09	2443	87	68	69.5	1543	3.0	0.0
1995-09-10	2444	91	68	68.4	1645	3.4	0.0
1995-09-11	2445	84	69	61.1	2078	4.7	0.0
1995-09-12	2446	80	63	51.1	2265	3.6	0.0

1995-09-13	2447	86	69	53.8	2139	2.2	0.0
1995-09-14	2448	76	67	67.2	1041	4.8	0.7
1995-09-15	2449	85	67	70.7	1806	7.5	0.0
1995-09-16	2450	84	68	57.6	2033	4.1	0.0
1995-09-17	2451	84	70	52.8	2120	3.7	0.0
1995-09-18	2452	84	69	53.7	2103	2.3	0.0
1995-09-19	2453	81	64	60.2	1132	3.4	0.0
1995-09-20	2454	83	65	62.4	1930	6.3	0.0
1995-09-21	2455	82	70	56.8	2065	3.4	0.0
1995-09-22	2456	89	68	61.1	2000	2.6	0.0
1995-09-23	2457	71	52	62.4	1910	2.1	0.7
1995-09-24	2458	56	49	63.9	1779	4.6	2.3
1995-09-25	2459	69	56	66.4	1781	5.8	0.0
1995-09-26	2460	78	64	67.2	1449	5.0	0.3
1995-09-27	2461	82	65	66.0	434	3.4	0.0
1995-09-28	2462	79	63	63.0	224	4.5	0.0
1995-09-29	2463	80	61	62.1	319	4.6	0.0
1995-09-30	2464	74	60	64.1	347	3.1	0.0
1995-10-01	2465	80	61	66.1	1139	2.9	0.0
1995-10-02	2466	85	67	53.9	1833	6.5	0.0
1995-10-03	2467	82	66	43.5	1816	6.6	0.1
1995-10-04	2468	85	69	50.5	815	6.5	0.1
1995-10-05	2469	82	70	53.4	270	7.5	0.0
1995-10-06	2470	84	63	59.5	708	8.0	0.0
1995-10-07	2471	83	64	57.7	1702	5.1	0.0
1995-10-08	2472	81	55	45.2	1762	4.0	0.0
1995-10-09	2473	78	58	45.7	1845	4.5	0.0
1995-10-10	2474	80	60	42.8	1871	3.5	0.0
1995-10-11	2475	75	68	44.8	1869	2.6	0.0
1995-10-12	2476	74	65	50.3	1756	2.3	0.0
1995-10-13	2477	78	69	52.2	1738	2.1	0.1
1995-10-14	2478	83	70	56.7	1406	2.2	1.0
1995-10-15	2479	67	49	61.6	1420	2.1	0.0
1995-10-16	2480	72	49	60.6	1227	4.1	0.0
1995-10-17	2481	73	50	36.4	1590	6.7	0.0
1995-10-18	2482	75	54	36.1	1762	3.0	0.0
1995-10-19	2483	78	59	41.2	1653	2.3	0.0
1995-10-20	2484	82	57	49.3	1628	2.9	0.0
1995-10-21	2485	67	46	56.7	601	4.8	0.0
1995-10-22	2486	74	42	42.0	1740	3.4	0.0
1995-10-23	2487	77	48	44.0	1572	2.1	0.0
1995-10-24	2488	81	59	53.6	933	3.7	0.0
1995-10-25	2489	77	60	59.7	790	3.0	0.0
1995-10-26	2490	79	48	62.9	1210	3.5	0.0
1995-10-27	2491	82	60	63.4	1382	2.8	1.5
1995-10-28	2492	70	56	65.3	1066	5.8	0.0
1995-10-29	2493	66	42	56.2	1539	3.1	0.0
1995-10-30	2494	67	46	50.9	1281	3.4	0.0

1995-10-31	2495	56	52	53.2	632	6.9	0.1
1995-11-01	2496	66	56	28.0	1570	4.3	0.0
1995-11-02	2497	78	63	35.5	1403	3.1	0.2
1995-11-03	2498	68	52	51.9	1235	3.5	0.2
1995-11-04	2499	69	44	56.8	1130	3.6	0.0
1995-11-05	2500	47	36	64.8	671	4.2	0.0
1995-11-06	2501	63	39	60.8	463	7.9	0.4
1995-11-07	2502	68	50	32.4	1450	7.0	0.9
1995-11-08	2503	58	40	32.3	857	4.3	0.0
1995-11-09	2504	54	32	27.9	1404	3.8	0.0
1995-11-10	2505	68	36	27.6	1397	3.0	0.0
1995-11-11	2506	66	37	30.6	1336	2.5	0.6
1995-11-12	2507	56	33	34.6	1298	2.7	0.0
1995-11-13	2508	60	32	26.2	1393	7.2	0.0
1995-11-14	2509	54	34	27.0	1191	6.7	0.0
1995-11-15	2510	54	30	35.9	955	4.9	0.0
1995-11-16	2511	58	31	44.9	756	2.1	0.0
1995-11-17	2512	57	33	53.0	59	2.6	0.0
1995-11-18	2513	64	37	46.1	221	3.9	0.0
1995-11-19	2514	70	42	51.1	723	3.4	0.0
1995-11-20	2515	64	44	40.3	1256	5.5	0.0
1995-11-21	2516	66	48	31.9	1284	2.3	0.0
1995-11-22	2517	58	33	40.2	1155	2.9	0.0
1995-11-23	2518	67	32	50.8	785	5.0	0.0
1995-11-24	2519	56	44	47.5	764	8.0	0.2
1995-11-25	2520	48	36	28.8	1311	4.5	0.0
1995-11-26	2521	70	34	24.5	1128	2.4	0.0
1995-11-27	2522	68	42	27.4	397	2.6	0.0
1995-11-28	2523	77	56	41.9	376	4.8	0.0
1995-11-29	2524	68	45	56.8	96	7.4	0.0
1995-11-30	2525	54	40	40.0	1261	5.2	0.0
1995-12-01	2526	64	47	34.4	1227	2.1	0.0
1995-12-02	2527	70	41	32.9	1172	2.3	0.0
1995-12-03	2528	71	39	37.1	262	3.8	0.0
1995-12-04	2529	74	50	38.0	1259	3.4	0.0
1995-12-05	2530	64	51	52.4	533	5.6	0.0
1995-12-06	2531	65	46	33.5	1223	5.7	1.4
1995-12-07	2532	57	35	21.4	1149	6.5	0.2
1995-12-08	2533	46	32	27.5	1197	2.9	0.0
1995-12-09	2534	43	32	39.7	875	4.5	0.4
1995-12-10	2535	40	28	50.0	979	4.6	0.0
1995-12-11	2536	46	25	49.2	985	5.1	0.0
1995-12-12	2537	56	30	35.7	1166	3.4	0.0
1995-12-13	2538	62	46	33.1	1178	3.1	0.0
1995-12-14	2539	71	45	33.7	1165	2.9	0.0
1995-12-15	2540	74	52	45.3	643	5.9	0.0
1995-12-16	2541	74	52	36.3	285	3.9	0.0
1995-12-17	2542	56	44	28.9	899	8.1	0.0

1995-12-18	2543	48	42	13.2	1214	5.2	0.8
1995-12-19	2544	68	42	17.7	1239	2.1	0.5
1995-12-20	2545	52	34	24.1	982	2.6	0.0
1995-12-21	2546	47	28	36.3	1136	2.2	0.0
1995-12-22	2547	40	26	45.8	1025	5.8	0.0
1995-12-23	2548	44	28	31.7	1205	4.3	0.0
1995-12-24	2549	40	24	30.8	598	3.8	0.0
1995-12-25	2550	47	26	41.5	431	2.8	0.0
1995-12-26	2551	44	26	50.3	679	2.5	0.0
1995-12-27	2552	48	30	55.5	830	2.3	0.0
1995-12-28	2553	44	29	54.9	705	1.8	0.0
1995-12-29	2554	50	28	55.9	669	3.2	0.0
1995-12-30	2555	58	32	55.9	669	3.2	0.0
1995-12-31	2556	52	46	55.9	669	3.2	0.6
1996-01-01	2557	56	51	54.6	231	3.0	0.7
1996-01-02	2558	64	58	57.6	340	3.8	0.3
1996-01-03	2559	60	34	42.3	577	8.7	0.0
1996-01-04	2560	48	28	25.1	1000	5.9	0.0
1996-01-05	2561	55	29	28.9	1208	2.4	0.0
1996-01-06	2562	52	36	33.9	678	3.9	0.2
1996-01-07	2563	38	23	31.7	119	7.1	0.3
1996-01-08	2564	40	23	13.6	1278	9.2	0.0
1996-01-09	2565	50	21	14.6	1280	6.0	0.0
1996-01-10	2566	53	44	25.4	1292	5.6	0.0
1996-01-11	2567	46	32	27.3	751	4.3	0.3
1996-01-12	2568	44	38	35.5	449	7.6	0.0
1996-01-13	2569	55	29	28.8	1293	5.4	0.0
1996-01-14	2570	68	48	33.7	1303	3.0	0.0
1996-01-15	2571	70	50	40.8	1238	3.7	0.0
1996-01-16	2572	49	43	40.9	696	3.5	0.0
1996-01-17	2573	52	40	42.5	421	4.0	0.0
1996-01-18	2574	69	51	54.2	605	5.4	0.3
1996-01-19	2575	66	28	41.2	1282	11.3	0.0
1996-01-20	2576	44	22	18.0	1396	4.3	0.0
1996-01-21	2577	48	32	26.6	617	4.4	0.0
1996-01-22	2578	53	32	25.2	1418	3.9	0.0
1996-01-23	2579	64	30	35.2	1299	2.7	0.0
1996-01-24	2580	62	52	44.7	615	7.8	0.5
1996-01-25	2581	52	28	22.9	1446	5.4	0.0
1996-01-26	2582	66	33	34.7	1068	6.4	1.0
1996-01-27	2583	62	36	45.2	979	10.0	0.1
1996-01-28	2584	50	30	17.1	1472	5.4	0.0
1996-01-29	2585	55	40	29.3	667	4.3	0.0
1996-01-30	2586	62	42	40.3	907	2.9	0.1
1996-01-31	2587	66	50	52.5	782	5.1	0.2
1996-02-01	2588	49	40	37.9	529	4.7	0.0
1996-02-02	2589	46	34	41.7	222	5.1	0.7
1996-02-03	2590	32	27	31.4	193	5.7	0.0

1996-02-04	2591	27	18	23.4	126	0.4	0.0
1996-02-05	2592	34	12	15.2	49	0.4	0.0
1996-02-06	2593	48	22	30.3	68	2.6	0.0
1996-02-07	2594	54	27	35.8	1332	4.3	0.0
1996-02-08	2595	65	36	43.8	1287	8.5	0.0
1996-02-09	2596	70	50	33.3	1651	3.8	0.0
1996-02-10	2597	72	39	46.6	917	8.0	0.0
1996-02-11	2598	68	48	20.6	1709	12.1	0.0
1996-02-12	2599	50	36	18.9	1725	6.7	0.0
1996-02-13	2600	54	29	26.9	1351	7.1	0.0
1996-02-14	2601	64	43	43.1	947	6.0	0.0
1996-02-15	2602	68	48	29.7	1168	8.7	0.0
1996-02-16	2603	48	27	19.6	2029	5.0	0.0
1996-02-17	2604	49	24	20.7	1777	5.0	0.0
1996-02-18	2605	59	30	37.2	1065	4.5	0.0
1996-02-19	2606	63	40	48.9	936	5.6	0.0
1996-02-20	2607	64	50	47.8	1386	2.3	0.1
1996-02-21	2608	70	46	51.1	1012	3.1	0.0
1996-02-22	2609	70	50	54.0	582	2.8	0.0
1996-02-23	2610	68	54	54.6	711	5.0	0.0
1996-02-24	2611	74	50	51.9	1688	6.0	0.0
1996-02-25	2612	76	46	52.2	976	3.3	0.0
1996-02-26	2613	81	58	55.6	261	4.3	0.0
1996-02-27	2614	76	57	30.3	1452	5.4	0.0
1996-02-28	2615	60	55	36.0	1102	3.2	1.0
1996-02-29	2616	60	47	34.6	1887	5.4	0.1
1996-03-01	2617	55	41	29.3	125	3.7	0.0
1996-03-02	2618	58	42	26.4	1996	3.2	0.0
1996-03-03	2619	62	40	41.4	1605	5.5	0.0
1996-03-04	2620	62	38	54.8	302	5.7	0.0
1996-03-05	2621	72	40	57.4	347	6.3	0.0
1996-03-06	2622	61	55	21.4	2130	12.7	1.3
1996-03-07	2623	62	30	10.1	2122	6.5	0.5
1996-03-08	2624	36	22	15.8	2030	5.8	0.0
1996-03-09	2625	40	16	17.5	2050	8.4	0.0
1996-03-10	2626	43	23	16.5	2241	4.6	0.0
1996-03-11	2627	51	33	23.3	2212	2.7	0.0
1996-03-12	2628	58	31	37.6	1854	4.2	0.0
1996-03-13	2629	66	30	49.3	1555	7.6	0.0
1996-03-14	2630	72	44	54.9	1376	5.1	0.0
1996-03-15	2631	73	54	56.8	213	4.6	0.5
1996-03-16	2632	72	52	53.1	610	3.4	0.8
1996-03-17	2633	61	56	43.1	811	10.3	0.6
1996-03-18	2634	60	52	24.2	1321	11.1	0.2
1996-03-19	2635	54	44	24.6	1425	10.6	0.0
1996-03-20	2636	43	34	23.9	2329	6.6	0.0
1996-03-21	2637	43	30	20.0	2406	4.0	0.0
1996-03-22	2638	58	28	30.2	2317	3.9	0.0

1996-03-23	2639	63	30	46.5	832	4.7	0.0
1996-03-24	2640	71	36	48.7	1832	2.2	0.0
1996-03-25	2641	67	49	44.4	342	5.0	0.0
1996-03-26	2642	74	47	43.5	302	6.5	0.0
1996-03-27	2643	60	42	44.9	1599	3.5	1.3
1996-03-28	2644	42	38	47.9	872	4.6	0.1
1996-03-29	2645	63	38	47.3	793	4.3	0.0
1996-03-30	2646	58	48	51.0	695	5.4	0.1
1996-03-31	2647	60	44	31.8	2352	6.9	0.6
1996-04-01	2648	60	50	35.5	2460	3.9	0.1
1996-04-02	2649	68	42	44.3	2272	5.6	0.0
1996-04-03	2650	78	42	44.7	2516	6.5	0.0
1996-04-04	2651	78	53	42.4	228	3.5	0.0
1996-04-05	2652	76	54	39.5	2171	4.5	0.0
1996-04-06	2653	54	45	38.4	1737	4.0	0.3
1996-04-07	2654	59	40	36.3	2204	7.3	0.0
1996-04-08	2655	67	40	22.8	2622	5.2	0.0
1996-04-09	2656	60	44	30.4	2563	2.9	0.0
1996-04-10	2657	60	37	35.2	2434	4.8	0.0
1996-04-11	2658	74	38	47.3	1480	6.0	0.0
1996-04-12	2659	80	52	54.8	2421	4.7	0.0
1996-04-13	2660	75	55	52.6	15	2.4	0.0
1996-04-14	2661	85	61	30.4	2576	13.3	0.0
1996-04-15	2662	75	63	33.7	2641	4.0	0.0
1996-04-16	2663	68	48	40.0	2350	3.7	0.0
1996-04-17	2664	78	46	48.6	1143	4.0	0.0
1996-04-18	2665	82	48	55.2	2176	6.3	0.0
1996-04-19	2666	80	60	54.6	2452	3.6	0.2
1996-04-20	2667	86	59	56.6	2448	4.6	0.1
1996-04-21	2668	85	57	57.3	2037	7.6	0.0
1996-04-22	2669	86	61	37.1	2741	5.8	0.0
1996-04-23	2670	83	62	38.9	2774	4.6	0.0
1996-04-24	2671	73	44	55.3	1037	7.4	0.0
1996-04-25	2672	80	48	46.6	2691	4.5	0.0
1996-04-26	2673	74	61	47.8	2694	4.7	0.1
1996-04-27	2674	79	52	61.1	842	5.1	0.0
1996-04-28	2675	84	53	53.5	1826	7.7	0.0
1996-04-29	2676	76	68	38.0	2825	3.3	0.6
1996-04-30	2677	72	56	45.1	2764	3.3	0.0
1996-05-01	2678	77	48	51.0	2666	3.7	0.0
1996-05-02	2679	85	57	57.0	2680	4.9	0.0
1996-05-03	2680	88	56	60.8	2621	4.8	0.0
1996-05-04	2681	91	66	62.3	2293	5.6	0.0
1996-05-05	2682	92	71	57.6	2257	3.6	0.0
1996-05-06	2683	92	70	61.1	2355	4.3	0.0
1996-05-07	2684	90	62	60.3	2530	3.7	0.1
1996-05-08	2685	88	64	58.3	2104	3.5	0.0
1996-05-09	2686	90	66	59.4	2458	6.1	0.0

1996-05-10	2687	89	66	50.3	2864	6.8	0.0
1996-05-11	2688	88	64	39.8	1089	4.3	0.0
1996-05-12	2689	76	61	43.3	2492	4.5	0.0
1996-05-13	2690	64	54	50.5	1430	4.7	0.0
1996-05-14	2691	72	51	57.2	2483	4.8	0.0
1996-05-15	2692	72	53	61.7	2452	4.1	0.0
1996-05-16	2693	86	57	62.2	2829	3.9	0.0
1996-05-17	2694	91	66	64.0	2623	3.4	0.0
1996-05-18	2695	95	70	64.4	2574	4.1	0.0
1996-05-19	2696	96	70	61.5	2751	4.7	0.0
1996-05-20	2697	88	68	65.9	2097	3.7	0.0
1996-05-21	2698	94	68	68.1	1360	6.2	0.0
1996-05-22	2699	94	72	69.4	2119	4.2	0.0
1996-05-23	2700	88	69	65.2	1324	4.7	0.0
1996-05-24	2701	93	71	66.4	2417	3.1	0.3
1996-05-25	2702	84	64	68.6	1905	4.1	0.0
1996-05-26	2703	92	65	67.9	1245	4.8	0.1
1996-05-27	2704	89	64	66.6	2342	4.5	0.2
1996-05-28	2705	78	66	64.1	1278	5.7	0.2
1996-05-29	2706	89	63	48.9	2822	5.0	0.0
1996-05-30	2707	74	60	49.3	2716	3.7	0.0
1996-05-31	2708	78	54	55.5	2472	4.2	0.0
1996-06-01	2709	80	54	56.8	1673	3.0	0.0
1996-06-02	2710	82	58	60.0	2129	4.1	0.0
1996-06-03	2711	79	62	60.9	2412	3.6	0.0
1996-06-04	2712	88	66	58.6	2524	2.6	0.0
1996-06-05	2713	88	65	64.6	1520	3.4	0.0
1996-06-06	2714	92	63	67.8	1900	5.0	0.0
1996-06-07	2715	92	65	67.1	2022	5.4	0.0
1996-06-08	2716	88	67	64.0	2472	4.2	0.0
1996-06-09	2717	85	66	67.2	1832	3.8	0.0
1996-06-10	2718	86	68	65.4	2415	3.9	0.2
1996-06-11	2719	85	68	67.1	2230	3.7	0.0
1996-06-12	2720	90	63	68.0	1731	3.9	1.4
1996-06-13	2721	88	62	68.4	2221	3.1	0.0
1996-06-14	2722	84	68	67.2	2294	3.7	0.1
1996-06-15	2723	86	64	67.5	2280	3.3	0.3
1996-06-16	2724	87	64	66.3	2341	2.8	0.0
1996-06-17	2725	92	66	71.4	1515	2.8	0.0
1996-06-18	2726	92	70	70.0	2203	4.1	0.0
1996-06-19	2727	91	76	70.6	2030	2.8	0.1
1996-06-20	2728	93	76	70.9	2457	2.6	0.0
1996-06-21	2729	95	75	71.5	2515	2.8	0.0
1996-06-22	2730	97	76	72.5	1881	3.0	0.0
1996-06-23	2731	101	79	71.9	2200	4.3	0.0
1996-06-24	2732	96	82	70.0	2126	5.1	0.0
1996-06-25	2733	94	73	62.9	2743	5.8	0.0
1996-06-26	2734	90	75	56.7	2726	4.5	0.0

1996-06-27	2735	86	68	60.4	1162	3.1	0.0
1996-06-28	2736	88	63	63.8	2020	3.8	0.0
1996-06-29	2737	89	64	64.9	2528	3.7	0.0
1996-06-30	2738	92	70	66.3	2431	4.6	0.0
1996-07-01	2739	99	72	66.8	2330	6.6	0.0
1996-07-02	2740	102	80	52.6	2683	4.9	0.0
1996-07-03	2741	100	79	66.3	322	4.9	0.0
1996-07-04	2742	94	72	69.3	1537	3.8	0.0
1996-07-05	2743	79	70	70.2	2000	3.4	0.0
1996-07-06	2744	86	71	70.9	1789	6.2	2.0
1996-07-07	2745	92	74	71.0	1895	6.0	0.4
1996-07-08	2746	86	71	67.5	2429	4.1	0.0
1996-07-09	2747	88	71	67.0	1600	6.7	0.5
1996-07-10	2748	91	73	65.3	1803	8.1	0.0
1996-07-11	2749	79	72	66.9	1947	3.5	0.0
1996-07-12	2750	81	68	70.9	1637	4.2	0.0
1996-07-13	2751	90	69	72.7	1508	5.5	0.0
1996-07-14	2752	89	70	71.8	1372	2.4	0.0
1996-07-15	2753	88	70	73.2	1945	3.2	0.6
1996-07-16	2754	86	70	71.7	2467	4.0	0.6
1996-07-17	2755	91	72	72.1	1113	4.1	0.0
1996-07-18	2756	92	71	71.2	2115	6.2	0.0
1996-07-19	2757	94	74	72.8	2323	4.3	0.0
1996-07-20	2758	94	75	73.3	1795	4.7	0.0
1996-07-21	2759	92	71	72.4	2484	4.4	0.0
1996-07-22	2760	92	72	72.2	2425	4.3	0.2
1996-07-23	2761	93	73	71.5	1200	4.8	0.0
1996-07-24	2762	92	72	69.9	2172	4.8	0.0
1996-07-25	2763	85	70	70.1	1831	3.5	0.0
1996-07-26	2764	86	69	70.3	1680	2.8	0.4
1996-07-27	2765	87	70	69.5	2509	3.8	0.0
1996-07-28	2766	86	73	67.4	2386	3.5	0.0
1996-07-29	2767	90	72	70.7	1604	4.5	0.1
1996-07-30	2768	94	72	71.5	1216	3.7	0.0
1996-07-31	2769	92	70	72.4	1701	3.3	0.0
1996-08-01	2770	85	68	72.0	1250	3.0	0.2
1996-08-02	2771	85	69	73.3	1766	2.9	0.7
1996-08-03	2772	83	70	61.0	2013	2.7	0.0
1996-08-04	2773	89	70	72.2	1550	2.9	0.5
1996-08-05	2774	88	69	72.3	1772	2.7	0.0
1996-08-06	2775	83	68	69.4	2106	4.2	0.9
1996-08-07	2776	88	69	70.3	1001	2.6	0.1
1996-08-08	2777	86	68	72.0	2077	3.4	0.0
1996-08-09	2778	77	69	70.9	1016	4.1	0.0
1996-08-10	2779	85	69	72.9	1160	4.4	0.0
1996-08-11	2780	82	68	70.0	1911	4.0	0.0
1996-08-12	2781	83	68	67.5	1634	3.6	0.5
1996-08-13	2782	84	64	66.5	1940	2.5	0.2

1996-08-14	2783	80	64	66.1	2176	2.4	0.2
1996-08-15	2784	84	64	68.1	2169	2.4	0.0
1996-08-16	2785	87	64	69.0	1826	3.1	0.0
1996-08-17	2786	89	68	68.5	1992	3.2	0.0
1996-08-18	2787	87	68	68.6	1996	3.9	0.0
1996-08-19	2788	86	67	66.5	2219	3.7	0.2
1996-08-20	2789	88	68	64.7	2161	2.6	0.0
1996-08-21	2790	86	67	67.9	1682	3.0	0.0
1996-08-22	2791	88	64	68.8	2052	2.9	0.0
1996-08-23	2792	86	68	69.4	1307	3.6	0.0
1996-08-24	2793	88	66	68.9	1482	3.0	0.0
1996-08-25	2794	83	65	69.0	1575	3.1	0.8
1996-08-26	2795	88	66	70.2	681	2.4	0.2
1996-08-27	2796	89	73	68.7	1642	3.3	0.0
1996-08-28	2797	87	73	66.3	1574	3.7	0.2
1996-08-29	2798	90	72	62.8	1328	4.0	0.0
1996-08-30	2799	86	72	63.7	1020	3.4	0.0
1996-08-31	2800	87	70	69.2	1108	3.8	0.0
1996-09-01	2801	82	70	69.5	1593	2.9	0.0
1996-09-02	2802	87	73	71.3	1357	3.3	0.0
1996-09-03	2803	86	73	70.6	762	6.1	0.1
1996-09-04	2804	86	68	67.4	2248	6.6	0.0
1996-09-05	2805	78	68	68.6	1855	3.1	0.5
1996-09-06	2806	90	67	70.7	1903	3.1	0.0
1996-09-07	2807	88	71	69.7	1986	3.0	0.0
1996-09-08	2808	90	70	71.1	1449	3.6	0.0
1996-09-09	2809	92	70	69.5	1543	3.0	0.0
1996-09-10	2810	89	66	68.4	1645	3.4	0.0
1996-09-11	2811	82	66	61.1	2078	4.7	2.0
1996-09-12	2812	84	66	51.1	2265	3.6	0.0
1996-09-13	2813	85	66	53.8	2139	2.2	0.0
1996-09-14	2814	81	56	67.2	1041	4.8	0.0
1996-09-15	2815	84	56	70.7	1806	7.5	0.0
1996-09-16	2816	83	70	57.6	2033	4.1	0.0
1996-09-17	2817	86	71	52.8	2120	3.7	0.3
1996-09-18	2818	78	60	53.7	2103	2.3	0.0
1996-09-19	2819	77	65	60.2	1132	3.4	0.0
1996-09-20	2820	80	52	62.4	1930	6.3	0.0
1996-09-21	2821	77	60	56.8	2065	3.4	0.0
1996-09-22	2822	79	62	61.1	2000	2.6	0.4
1996-09-23	2823	86	56	62.4	1910	2.1	0.0
1996-09-24	2824	88	61	63.9	1779	4.6	0.0
1996-09-25	2825	89	63	66.4	1781	5.8	0.0
1996-09-26	2826	86	62	67.2	1449	5.0	0.0
1996-09-27	2827	87	68	66.0	434	3.4	0.0
1996-09-28	2828	87	67	63.0	224	4.5	0.0
1996-09-29	2829	67	61	62.1	319	4.6	0.3
1996-09-30	2830	60	56	64.1	347	3.1	0.5

1996-10-01	2831	61	55	66.1	1139	2.9	0.3
1996-10-02	2832	65	59	53.9	1833	6.5	0.2
1996-10-03	2833	78	61	43.5	1816	6.6	0.1
1996-10-04	2834	68	58	50.5	815	6.5	0.0
1996-10-05	2835	67	45	53.4	270	7.5	0.0
1996-10-06	2836	64	55	59.5	708	8.0	0.0
1996-10-07	2837	60	53	57.7	1702	5.1	0.1
1996-10-08	2838	68	56	45.2	1762	4.0	1.3
1996-10-09	2839	75	55	45.7	1845	4.5	0.1
1996-10-10	2840	70	46	42.8	1871	3.5	0.1
1996-10-11	2841	68	49	44.8	1869	2.6	0.0
1996-10-12	2842	70	47	50.3	1756	2.3	0.0
1996-10-13	2843	73	45	52.2	1738	2.1	0.0
1996-10-14	2844	78	48	56.7	1406	2.2	0.0
1996-10-15	2845	81	50	61.6	1420	2.1	0.0
1996-10-16	2846	80	52	60.6	1227	4.1	0.0
1996-10-17	2847	81	59	36.4	1590	6.7	0.0
1996-10-18	2848	80	58	36.1	1762	3.0	0.0
1996-10-19	2849	64	40	41.2	1653	2.3	0.0
1996-10-20	2850	68	40	49.3	1628	2.9	0.0
1996-10-21	2851	76	43	56.7	601	4.8	0.0
1996-10-22	2852	80	50	42.0	1740	3.4	0.0
1996-10-23	2853	69	49	44.0	1572	2.1	0.0
1996-10-24	2854	75	44	53.6	933	3.7	0.0
1996-10-25	2855	79	43	59.7	790	3.0	0.0
1996-10-26	2856	76	56	62.9	1210	3.5	0.0
1996-10-27	2857	74	60	63.4	1382	2.8	0.0
1996-10-28	2858	82	54	65.3	1066	5.8	0.0
1996-10-29	2859	82	62	56.2	1539	3.1	0.0
1996-10-30	2860	78	63	50.9	1281	3.4	0.0
1996-10-31	2861	81	52	53.2	632	6.9	0.0
1996-11-01	2862	77	53	28.0	1570	4.3	0.0
1996-11-02	2863	67	42	35.5	1403	3.1	0.0
1996-11-03	2864	56	35	51.9	1235	3.5	0.3
1996-11-04	2865	64	34	56.8	1130	3.6	0.0
1996-11-05	2866	76	54	64.8	671	4.2	0.0
1996-11-06	2867	76	52	60.8	463	7.9	0.0
1996-11-07	2868	76	62	32.4	1450	7.0	0.0
1996-11-08	2869	68	46	32.3	857	4.3	0.1
1996-11-09	2870	53	36	27.9	1404	3.8	0.7
1996-11-10	2871	55	34	27.6	1397	3.0	0.0
1996-11-11	2872	55	31	30.6	1336	2.5	0.0
1996-11-12	2873	55	33	34.6	1298	2.7	0.0
1996-11-13	2874	59	33	26.2	1393	7.2	0.0
1996-11-14	2875	66	42	27.0	1191	6.7	0.0
1996-11-15	2876	48	37	35.9	955	4.9	0.0
1996-11-16	2877	56	34	44.9	756	2.1	0.0
1996-11-17	2878	61	42	53.0	59	2.6	0.0

1996-11-18	2879	67	48	46.1	221	3.9	0.0
1996-11-19	2880	66	50	51.1	723	3.4	0.2
1996-11-20	2881	68	45	40.3	1256	5.5	0.0
1996-11-21	2882	70	50	31.9	1284	2.3	0.0
1996-11-22	2883	56	39	40.2	1155	2.9	0.0
1996-11-23	2884	58	32	50.8	785	5.0	0.0
1996-11-24	2885	68	36	47.5	764	8.0	0.0
1996-11-25	2886	74	50	28.8	1311	4.5	0.0
1996-11-26	2887	66	42	24.5	1128	2.4	0.0
1996-11-27	2888	55	34	27.4	397	2.6	0.0
1996-11-28	2889	55	29	41.9	376	4.8	0.0
1996-11-29	2890	47	29	56.8	96	7.4	0.0
1996-11-30	2891	63	43	40.0	1261	5.2	0.0
1996-12-01	2892	63	51	34.4	1227	2.1	0.0
1996-12-02	2893	60	37	32.9	1172	2.3	1.0
1996-12-03	2894	61	35	37.1	262	3.8	0.0
1996-12-04	2895	58	37	38.0	1259	3.4	0.0
1996-12-05	2896	51	42	52.4	533	5.6	0.0
1996-12-06	2897	63	38	33.5	1223	5.7	0.0
1996-12-07	2898	68	44	21.4	1149	6.5	0.1
1996-12-08	2899	55	35	27.5	1197	2.9	0.4
1996-12-09	2900	50	35	39.7	875	4.5	0.0
1996-12-10	2901	64	28	50.0	979	4.6	0.0
1996-12-11	2902	68	45	49.2	985	5.1	0.0
1996-12-12	2903	71	52	35.7	1166	3.4	0.0
1996-12-13	2904	66	47	33.1	1178	3.1	0.2
1996-12-14	2905	62	40	33.7	1165	2.9	0.0
1996-12-15	2906	58	37	45.3	643	5.9	0.0
1996-12-16	2907	64	34	36.3	285	3.9	0.0
1996-12-17	2908	68	46	28.9	899	8.1	0.0
1996-12-18	2909	48	40	13.2	1214	5.2	0.0
1996-12-19	2910	40	26	17.7	1239	2.1	0.9
1996-12-20	2911	43	22	24.1	982	2.6	0.0
1996-12-21	2912	49	22	36.3	1136	2.2	0.0
1996-12-22	2913	58	33	45.8	1025	5.8	0.0
1996-12-23	2914	70	38	31.7	1205	4.3	0.0
1996-12-24	2915	75	49	30.8	598	3.8	0.0
1996-12-25	2916	56	34	41.5	431	2.8	0.2
1996-12-26	2917	50	37	50.3	679	2.5	0.0
1996-12-27	2918	56	45	55.5	830	2.3	0.1
1996-12-28	2919	72	55	54.9	705	1.8	0.0
1996-12-29	2920	77	56	55.9	669	3.2	0.0
1996-12-30	2921	74	57	55.9	669	3.2	0.0
1996-12-31	2922	79	62	55.9	669	3.2	0.0
1997-01-01	2923	65	51	54.6	231	3.0	0.0
1997-01-02	2924	66	51	57.6	340	3.8	0.0
1997-01-03	2925	75	59	42.3	577	8.7	0.0
1997-01-04	2926	74	60	25.1	1000	5.9	0.0

1997-01-05	2927	70	63	28.9	1208	2.4	0.0
1997-01-06	2928	62	52	33.9	678	3.9	0.4
1997-01-07	2929	55	44	31.7	119	7.1	0.0
1997-01-08	2930	46	36	13.6	1278	9.2	0.2
1997-01-09	2931	45	39	14.6	1280	6.0	1.5
1997-01-10	2932	52	36	25.4	1292	5.6	0.4
1997-01-11	2933	44	30	27.3	751	4.3	0.1
1997-01-12	2934	52	30	35.5	449	7.6	0.0
1997-01-13	2935	54	32	28.8	1293	5.4	0.0
1997-01-14	2936	54	32	33.7	1303	3.0	0.0
1997-01-15	2937	62	34	40.8	1238	3.7	0.0
1997-01-16	2938	60	32	40.9	696	3.5	0.7
1997-01-17	2939	40	24	42.5	421	4.0	0.0
1997-01-18	2940	41	24	54.2	605	5.4	0.0
1997-01-19	2941	47	31	41.2	1282	11.3	0.0
1997-01-20	2942	63	37	18.0	1396	4.3	0.0
1997-01-21	2943	69	40	26.6	617	4.4	0.0
1997-01-22	2944	72	48	25.2	1418	3.9	0.0
1997-01-23	2945	73	53	35.2	1299	2.7	0.0
1997-01-24	2946	74	57	44.7	615	7.8	0.0
1997-01-25	2947	68	44	22.9	1446	5.4	0.6
1997-01-26	2948	60	37	34.7	1068	6.4	0.0
1997-01-27	2949	65	44	45.2	979	10.0	0.0
1997-01-28	2950	65	53	17.1	1472	5.4	0.0
1997-01-29	2951	50	40	29.3	667	4.3	0.0
1997-01-30	2952	44	40	40.3	907	2.9	0.6
1997-01-31	2953	59	40	52.5	782	5.1	0.0
1997-02-01	2954	71	44	37.9	529	4.7	0.0
1997-02-02	2955	70	44	41.7	222	5.1	0.0
1997-02-03	2956	71	50	31.4	193	5.7	0.0
1997-02-04	2957	66	53	23.4	126	0.4	0.0
1997-02-05	2958	71	50	15.2	49	0.4	0.0
1997-02-06	2959	56	38	30.3	68	2.6	0.0
1997-02-07	2960	64	40	35.8	1332	4.3	0.0
1997-02-08	2961	52	46	43.8	1287	8.5	0.2
1997-02-09	2962	46	38	33.3	1651	3.8	0.2
1997-02-10	2963	46	37	46.6	917	8.0	0.0
1997-02-11	2964	53	37	20.6	1709	12.1	0.1
1997-02-12	2965	56	32	18.9	1725	6.7	0.0
1997-02-13	2966	46	38	26.9	1351	7.1	0.0
1997-02-14	2967	44	38	43.1	947	6.0	1.5
1997-02-15	2968	58	40	29.7	1168	8.7	1.7
1997-02-16	2969	61	36	19.6	2029	5.0	0.4
1997-02-17	2970	67	40	20.7	1777	5.0	0.0
1997-02-18	2971	71	40	37.2	1065	4.5	0.0
1997-02-19	2972	76	47	48.9	936	5.6	0.0
1997-02-20	2973	78	52	47.8	1386	2.3	0.0
1997-02-21	2974	80	62	51.1	1012	3.1	0.0

1997-02-22	2975	70	58	54.0	582	2.8	2.0
1997-02-23	2976	58	40	54.6	711	5.0	0.0
1997-02-24	2977	65	40	51.9	1688	6.0	0.0
1997-02-25	2978	59	50	52.2	976	3.3	0.0
1997-02-26	2979	74	50	55.6	261	4.3	0.0
1997-02-27	2980	83	64	30.3	1452	5.4	0.1
1997-02-28	2981	77	65	36.0	1102	3.2	0.0
1997-03-01	2982	85	66	34.6	1887	5.4	0.3
1997-03-02	2983	84	66	29.3	125	3.7	0.0
1997-03-03	2984	83	66	26.4	1996	3.2	0.0
1997-03-04	2985	80	54	41.4	1605	5.5	0.0
1997-03-05	2986	83	52	54.8	302	5.7	0.0
1997-03-06	2987	66	50	57.4	347	6.3	0.1
1997-03-07	2988	68	40	21.4	2130	12.7	0.0
1997-03-08	2989	75	43	10.1	2122	6.5	0.0
1997-03-09	2990	76	59	15.8	2030	5.8	0.0
1997-03-10	2991	79	59	17.5	2050	8.4	0.0
1997-03-11	2992	81	61	16.5	2241	4.6	0.0
1997-03-12	2993	76	57	23.3	2212	2.7	0.0
1997-03-13	2994	71	56	37.6	1854	4.2	0.0
1997-03-14	2995	74	64	49.3	1555	7.6	0.6
1997-03-15	2996	63	48	54.9	1376	5.1	0.7
1997-03-16	2997	60	40	56.8	213	4.6	0.0
1997-03-17	2998	70	52	53.1	610	3.4	0.0
1997-03-18	2999	76	54	43.1	811	10.3	0.0
1997-03-19	3000	70	57	24.2	1321	11.1	0.0
1997-03-20	3001	68	47	24.6	1425	10.6	0.3
1997-03-21	3002	70	53	23.9	2329	6.6	0.0
1997-03-22	3003	82	50	20.0	2406	4.0	0.0
1997-03-23	3004	70	46	30.2	2317	3.9	0.0
1997-03-24	3005	71	54	46.5	832	4.7	0.0
1997-03-25	3006	72	56	48.7	1832	2.2	0.0
1997-03-26	3007	75	56	44.4	342	5.0	0.3
1997-03-27	3008	78	46	43.5	302	6.5	0.1
1997-03-28	3009	79	52	44.9	1599	3.5	0.1
1997-03-29	3010	86	68	47.9	872	4.6	0.1
1997-03-30	3011	84	58	47.3	793	4.3	0.0
1997-03-31	3012	64	52	51.0	695	5.4	0.0
1997-04-01	3013	68	42	31.8	2352	6.9	0.0
1997-04-02	3014	72	47	35.5	2460	3.9	0.0
1997-04-03	3015	78	44	44.3	2272	5.6	0.0
1997-04-04	3016	81	47	44.7	2516	6.5	0.0
1997-04-05	3017	82	47	42.4	228	3.5	0.0
1997-04-06	3018	81	62	39.5	2171	4.5	0.0
1997-04-07	3019	80	60	38.4	1737	4.0	0.1
1997-04-08	3020	73	48	36.3	2204	7.3	0.0
1997-04-09	3021	75	56	22.8	2622	5.2	0.0
1997-04-10	3022	67	44	30.4	2563	2.9	0.0

1997-04-11	3023	74	45	35.2	2434	4.8	0.0
1997-04-12	3024	77	64	47.3	1480	6.0	0.1
1997-04-13	3025	72	62	54.8	2421	4.7	0.2
1997-04-14	3026	62	46	52.6	15	2.4	0.0
1997-04-15	3027	72	48	30.4	2576	13.3	0.0
1997-04-16	3028	76	45	33.7	2641	4.0	0.0
1997-04-17	3029	70	54	40.0	2350	3.7	0.0
1997-04-18	3030	66	38	48.6	1143	4.0	0.0
1997-04-19	3031	79	46	55.2	2176	6.3	0.0
1997-04-20	3032	76	56	54.6	2452	3.6	0.2
1997-04-21	3033	83	56	56.6	2448	4.6	0.0
1997-04-22	3034	82	61	57.3	2037	7.6	0.1
1997-04-23	3035	68	56	37.1	2741	5.8	0.7
1997-04-24	3036	71	50	38.9	2774	4.6	0.0
1997-04-25	3037	73	49	55.3	1037	7.4	0.0
1997-04-26	3038	66	52	46.6	2691	4.5	0.0
1997-04-27	3039	71	66	47.8	2694	4.7	0.2
1997-04-28	3040	69	60	61.1	842	5.1	1.3
1997-04-29	3041	66	54	53.5	1826	7.7	0.4
1997-04-30	3042	74	50	38.0	2825	3.3	0.0
1997-05-01	3043	74	68	45.1	2764	3.3	0.0
1997-05-02	3044	80	45	51.0	2666	3.7	0.0
1997-05-03	3045	71	60	57.0	2680	4.9	0.0
1997-05-04	3046	78	47	60.8	2621	4.8	0.7
1997-05-05	3047	76	43	62.3	2293	5.6	0.0
1997-05-06	3048	83	57	57.6	2257	3.6	0.0
1997-05-07	3049	79	61	61.1	2355	4.3	0.0
1997-05-08	3050	83	54	60.3	2530	3.7	0.0
1997-05-09	3051	84	63	58.3	2104	3.5	0.0
1997-05-10	3052	71	52	59.4	2458	6.1	0.0
1997-05-11	3053	76	50	50.3	2864	6.8	0.0
1997-05-12	3054	76	55	39.8	1089	4.3	0.0
1997-05-13	3055	80	68	43.3	2492	4.5	0.4
1997-05-14	3056	83	50	50.5	1430	4.7	0.0
1997-05-15	3057	84	65	57.2	2483	4.8	0.0
1997-05-16	3058	78	55	61.7	2452	4.1	0.0
1997-05-17	3059	84	52	62.2	2829	3.9	0.0
1997-05-18	3060	89	57	64.0	2623	3.4	0.0
1997-05-19	3061	90	68	64.4	2574	4.1	0.0
1997-05-20	3062	88	72	61.5	2751	4.7	0.0
1997-05-21	3063	79	67	65.9	2097	3.7	0.0
1997-05-22	3064	82	59	68.1	1360	6.2	0.0
1997-05-23	3065	85	60	69.4	2119	4.2	0.0
1997-05-24	3066	80	62	65.2	1324	4.7	0.0
1997-05-25	3067	80	68	66.4	2417	3.1	0.3
1997-05-26	3068	90	68	68.6	1905	4.1	0.3
1997-05-27	3069	70	64	67.9	1245	4.8	0.5
1997-05-28	3070	66	56	66.6	2342	4.5	0.1

1997-05-29	3071	78	60	64.1	1278	5.7	0.0
1997-05-30	3072	82	62	48.9	2822	5.0	0.0
1997-05-31	3073	85	66	49.3	2716	3.7	0.0
1997-06-01	3074	78	68	55.5	2472	4.2	1.3
1997-06-02	3075	81	65	56.8	1673	3.0	0.0
1997-06-03	3076	81	61	60.0	2129	4.1	0.0
1997-06-04	3077	70	60	60.9	2412	3.6	0.0
1997-06-05	3078	73	60	58.6	2524	2.6	0.0
1997-06-06	3079	62	57	64.6	1520	3.4	0.8
1997-06-07	3080	66	60	67.8	1900	5.0	0.4
1997-06-08	3081	74	58	67.1	2022	5.4	0.0
1997-06-09	3082	78	60	64.0	2472	4.2	0.0
1997-06-10	3083	82	60	67.2	1832	3.8	0.0
1997-06-11	3084	80	69	65.4	2415	3.9	0.0
1997-06-12	3085	84	70	67.1	2230	3.7	0.4
1997-06-13	3086	91	70	68.0	1731	3.9	1.3
1997-06-14	3087	80	69	68.4	2221	3.1	0.4
1997-06-15	3088	83	70	67.2	2294	3.7	0.0
1997-06-16	3089	85	68	67.5	2280	3.3	0.0
1997-06-17	3090	90	72	66.3	2341	2.8	0.0
1997-06-18	3091	86	72	71.4	1515	2.8	1.0
1997-06-19	3092	89	72	70.0	2203	4.1	0.3
1997-06-20	3093	93	72	70.6	2030	2.8	0.0
1997-06-21	3094	90	72	70.9	2457	2.6	0.0
1997-06-22	3095	88	71	71.5	2515	2.8	0.0
1997-06-23	3096	92	73	72.5	1881	3.0	0.0
1997-06-24	3097	92	71	71.9	2200	4.3	0.2
1997-06-25	3098	93	74	70.0	2126	5.1	0.0
1997-06-26	3099	91	73	62.9	2743	5.8	0.0
1997-06-27	3100	88	71	56.7	2726	4.5	0.0
1997-06-28	3101	80	72	60.4	1162	3.1	2.0
1997-06-29	3102	83	70	63.8	2020	3.8	0.2
1997-06-30	3103	88	69	64.9	2528	3.7	0.0
1997-07-01	3104	88	74	66.3	2431	4.6	0.0
1997-07-02	3105	93	73	66.8	2330	6.6	0.8
1997-07-03	3106	98	76	52.6	2683	4.9	0.0
1997-07-04	3107	100	77	66.3	322	4.9	0.0
1997-07-05	3108	96	74	69.3	1537	3.8	0.0
1997-07-06	3109	92	71	70.2	2000	3.4	0.0
1997-07-07	3110	88	73	70.9	1789	6.2	0.8
1997-07-08	3111	91	70	71.0	1895	6.0	0.0
1997-07-09	3112	92	68	67.5	2429	4.1	1.0
1997-07-10	3113	90	72	67.0	1600	6.7	1.6
1997-07-11	3114	86	74	65.3	1803	8.1	0.0
1997-07-12	3115	90	72	66.9	1947	3.5	0.0
1997-07-13	3116	92	72	70.9	1637	4.2	0.0
1997-07-14	3117	94	74	72.7	1508	5.5	0.0
1997-07-15	3118	94	74	71.8	1372	2.4	0.0

1997-07-16	3119	94	74	73.2	1945	3.2	0.1
1997-07-17	3120	88	70	71.7	2467	4.0	0.3
1997-07-18	3121	91	72	72.1	1113	4.1	0.0
1997-07-19	3122	93	74	71.2	2115	6.2	0.0
1997-07-20	3123	93	74	72.8	2323	4.3	0.0
1997-07-21	3124	94	75	73.3	1795	4.7	0.0
1997-07-22	3125	94	74	72.4	2484	4.4	0.0
1997-07-23	3126	94	73	72.2	2425	4.3	0.1
1997-07-24	3127	91	73	71.5	1200	4.8	0.7
1997-07-25	3128	93	73	69.9	2172	4.8	0.2
1997-07-26	3129	93	73	70.1	1831	3.5	0.0
1997-07-27	3130	93	74	70.3	1680	2.8	1.0
1997-07-28	3131	94	72	69.5	2509	3.8	0.1
1997-07-29	3132	96	76	67.4	2386	3.5	0.0
1997-07-30	3133	88	68	70.7	1604	4.5	0.1
1997-07-31	3134	70	62	71.5	1216	3.7	0.0
1997-08-01	3135	84	63	72.4	1701	3.3	0.5
1997-08-02	3136	90	68	72.0	1250	3.0	0.0
1997-08-03	3137	92	72	73.3	1766	2.9	0.0
1997-08-04	3138	92	75	61.0	2013	2.7	0.0
1997-08-05	3139	92	74	72.2	1550	2.9	0.0
1997-08-06	3140	88	70	72.3	1772	2.7	0.3
1997-08-07	3141	86	70	69.4	2106	4.2	0.0
1997-08-08	3142	85	65	70.3	1001	2.6	0.0
1997-08-09	3143	79	68	72.0	2077	3.4	0.0
1997-08-10	3144	79	70	70.9	1016	4.1	0.0
1997-08-11	3145	91	66	72.9	1160	4.4	0.1
1997-08-12	3146	93	72	70.0	1911	4.0	0.0
1997-08-13	3147	95	74	67.5	1634	3.6	0.0
1997-08-14	3148	96	76	66.5	1940	2.5	0.0
1997-08-15	3149	94	75	66.1	2176	2.4	0.2
1997-08-16	3150	98	74	68.1	2169	2.4	0.0
1997-08-17	3151	94	74	69.0	1826	3.1	0.0
1997-08-18	3152	96	76	68.5	1992	3.2	0.0
1997-08-19	3153	95	73	68.6	1996	3.9	0.5
1997-08-20	3154	96	73	66.5	2219	3.7	0.0
1997-08-21	3155	92	72	64.7	2161	2.6	0.6
1997-08-22	3156	88	68	67.9	1682	3.0	0.0
1997-08-23	3157	84	68	68.8	2052	2.9	0.0
1997-08-24	3158	86	63	69.4	1307	3.6	0.0
1997-08-25	3159	90	62	68.9	1482	3.0	0.0
1997-08-26	3160	93	64	69.0	1575	3.1	0.0
1997-08-27	3161	92	68	70.2	681	2.4	0.0
1997-08-28	3162	97	71	68.7	1642	3.3	0.0
1997-08-29	3163	98	72	66.3	1574	3.7	0.0
1997-08-30	3164	93	70	62.8	1328	4.0	2.1
1997-08-31	3165	90	70	63.7	1020	3.4	0.0
1997-09-01	3166	90	72	69.2	1108	3.8	0.0

1997-09-02	3167	90	70	69.5	1593	2.9	0.0
1997-09-03	3168	94	70	71.3	1357	3.3	0.3
1997-09-04	3169	82	64	70.6	762	6.1	0.0
1997-09-05	3170	82	56	67.4	2248	6.6	0.0
1997-09-06	3171	86	56	68.6	1855	3.1	0.0
1997-09-07	3172	90	62	70.7	1903	3.1	0.0
1997-09-08	3173	93	68	69.7	1986	3.0	0.0
1997-09-09	3174	91	69	71.1	1449	3.6	0.0
1997-09-10	3175	82	70	69.5	1543	3.0	0.1
1997-09-11	3176	86	64	68.4	1645	3.4	0.5
1997-09-12	3177	91	68	61.1	2078	4.7	0.0
1997-09-13	3178	92	72	51.1	2265	3.6	0.0
1997-09-14	3179	93	71	53.8	2139	2.2	0.0
1997-09-15	3180	90	70	67.2	1041	4.8	0.0
1997-09-16	3181	90	70	70.7	1806	7.5	0.0
1997-09-17	3182	91	70	57.6	2033	4.1	0.0
1997-09-18	3183	88	74	52.8	2120	3.7	0.0
1997-09-19	3184	93	70	53.7	2103	2.3	0.0
1997-09-20	3185	98	72	60.2	1132	3.4	0.0
1997-09-21	3186	87	72	62.4	1930	6.3	0.0
1997-09-22	3187	79	68	56.8	2065	3.4	0.0
1997-09-23	3188	88	66	61.1	2000	2.6	0.0
1997-09-24	3189	88	63	62.4	1910	2.1	0.0
1997-09-25	3190	71	61	63.9	1779	4.6	1.3
1997-09-26	3191	74	68	66.4	1781	5.8	2.5
1997-09-27	3192	68	65	67.2	1449	5.0	0.6
1997-09-28	3193	70	65	66.0	434	3.4	0.5
1997-09-29	3194	83	64	63.0	224	4.5	0.1
1997-09-30	3195	88	60	62.1	319	4.6	0.0
1997-10-01	3196	82	60	64.1	347	3.1	0.0
1997-10-02	3197	78	58	66.1	1139	2.9	0.0
1997-10-03	3198	79	54	53.9	1833	6.5	0.0
1997-10-04	3199	86	56	43.5	1816	6.6	0.0
1997-10-05	3200	87	63	50.5	815	6.5	0.0
1997-10-06	3201	88	64	53.4	270	7.5	0.0
1997-10-07	3202	88	62	59.5	708	8.0	0.0
1997-10-08	3203	88	59	57.7	1702	5.1	0.0
1997-10-09	3204	84	60	45.2	1762	4.0	0.0
1997-10-10	3205	84	62	45.7	1845	4.5	0.0
1997-10-11	3206	84	59	42.8	1871	3.5	0.0
1997-10-12	3207	80	61	44.8	1869	2.6	0.0
1997-10-13	3208	82	62	50.3	1756	2.3	0.0
1997-10-14	3209	83	64	52.2	1738	2.1	0.0
1997-10-15	3210	70	54	56.7	1406	2.2	0.0
1997-10-16	3211	59	52	61.6	1420	2.1	0.6
1997-10-17	3212	61	50	60.6	1227	4.1	0.1
1997-10-18	3213	56	52	36.4	1590	6.7	0.4
1997-10-19	3214	62	52	36.1	1762	3.0	0.8

1997-10-20	3215	69	45	41.2	1653	2.3	0.1
1997-10-21	3216	72	44	49.3	1628	2.9	0.0
1997-10-22	3217	57	42	56.7	601	4.8	0.0
1997-10-23	3218	60	40	42.0	1740	3.4	0.4
1997-10-24	3219	68	43	44.0	1572	2.1	0.0
1997-10-25	3220	68	59	53.6	933	3.7	0.2
1997-10-26	3221	64	59	59.7	790	3.0	0.3
1997-10-27	3222	64	42	62.9	1210	3.5	1.3
1997-10-28	3223	60	36	63.4	1382	2.8	0.1
1997-10-29	3224	65	42	65.3	1066	5.8	0.0
1997-10-30	3225	70	42	56.2	1539	3.1	0.0
1997-10-31	3226	62	46	50.9	1281	3.4	0.0
1997-11-01	3227	65	52	53.2	632	6.9	0.6
1997-11-02	3228	66	50	28.0	1570	4.3	0.3
1997-11-03	3229	65	50	35.5	1403	3.1	0.3
1997-11-04	3230	60	41	51.9	1235	3.5	0.0
1997-11-05	3231	61	38	56.8	1130	3.6	0.0
1997-11-06	3232	60	46	64.8	671	4.2	0.0
1997-11-07	3233	54	45	60.8	463	7.9	0.1
1997-11-08	3234	57	37	32.4	1450	7.0	0.1
1997-11-09	3235	62	37	32.3	857	4.3	0.0
1997-11-10	3236	63	43	27.9	1404	3.8	0.0
1997-11-11	3237	60	38	27.6	1397	3.0	0.0
1997-11-12	3238	54	42	30.6	1336	2.5	0.0
1997-11-13	3239	44	40	34.6	1298	2.7	1.5
1997-11-14	3240	50	39	26.2	1393	7.2	0.4
1997-11-15	3241	55	42	27.0	1191	6.7	0.0
1997-11-16	3242	52	33	35.9	955	4.9	0.0
1997-11-17	3243	51	28	44.9	756	2.1	0.0
1997-11-18	3244	58	26	53.0	59	2.6	0.0
1997-11-19	3245	61	38	46.1	221	3.9	0.0
1997-11-20	3246	64	32	51.1	723	3.4	0.0
1997-11-21	3247	68	46	40.3	1256	5.5	0.0
1997-11-22	3248	66	58	31.9	1284	2.3	0.5
1997-11-23	3249	64	48	40.2	1155	2.9	0.0
1997-11-24	3250	58	38	50.8	785	5.0	0.0
1997-11-25	3251	58	32	47.5	764	8.0	0.0
1997-11-26	3252	66	34	28.8	1311	4.5	0.0
1997-11-27	3253	70	45	24.5	1128	2.4	0.0
1997-11-28	3254	72	42	27.4	397	2.6	0.0
1997-11-29	3255	65	59	41.9	376	4.8	0.0
1997-11-30	3256	68	48	56.8	96	7.4	1.3
1997-12-01	3257	68	46	40.0	1261	5.2	0.1
1997-12-02	3258	65	39	34.4	1227	2.1	0.0
1997-12-03	3259	66	45	32.9	1172	2.3	0.0
1997-12-04	3260	64	48	37.1	262	3.8	0.0
1997-12-05	3261	52	40	38.0	1259	3.4	0.0
1997-12-06	3262	46	29	52.4	533	5.6	0.0

1997-12-07	3263	46	30	33.5	1223	5.7	0.0
1997-12-08	3264	41	30	21.4	1149	6.5	0.0
1997-12-09	3265	42	34	27.5	1197	2.9	0.8
1997-12-10	3266	62	43	39.7	875	4.5	0.3
1997-12-11	3267	55	40	50.0	979	4.6	0.4
1997-12-12	3268	48	39	49.2	985	5.1	0.4
1997-12-13	3269	46	38	35.7	1166	3.4	0.0
1997-12-14	3270	42	35	33.1	1178	3.1	0.1
1997-12-15	3271	54	34	33.7	1165	2.9	0.5
1997-12-16	3272	64	38	45.3	643	5.9	0.0
1997-12-17	3273	63	33	36.3	285	3.9	0.0
1997-12-18	3274	65	36	28.9	899	8.1	0.0
1997-12-19	3275	67	32	13.2	1214	5.2	0.0
1997-12-20	3276	68	40	17.7	1239	2.1	0.0
1997-12-21	3277	64	41	24.1	982	2.6	0.0
1997-12-22	3278	52	44	36.3	1136	2.2	0.6
1997-12-23	3279	50	44	45.8	1025	5.8	1.0
1997-12-24	3280	58	46	31.7	1205	4.3	1.1
1997-12-25	3281	63	49	30.8	598	3.8	1.4
1997-12-26	3282	59	40	41.5	431	2.8	0.0
1997-12-27	3283	48	37	50.3	679	2.5	0.6
1997-12-28	3284	48	28	55.5	830	2.3	0.1
1997-12-29	3285	44	32	54.9	705	1.8	0.0
1997-12-30	3286	45	34	55.9	669	3.2	0.1
1997-12-31	3287	48	32	55.9	669	3.2	0.0
1998-01-01	3288	48	24	54.6	231	3.0	0.0
1998-01-02	3289	62	25	57.6	340	3.8	0.0
1998-01-03	3290	68	39	42.3	577	8.7	0.0
1998-01-04	3291	72	46	25.1	1000	5.9	0.0
1998-01-05	3292	74	56	28.9	1208	2.4	0.1
1998-01-06	3293	62	60	33.9	678	3.9	0.0
1998-01-07	3294	71	62	31.7	119	7.1	0.7
1998-01-08	3295	68	60	13.6	1278	9.2	0.7
1998-01-09	3296	56	40	14.6	1280	6.0	0.2
1998-01-10	3297	58	34	25.4	1292	5.6	0.0
1998-01-11	3298	62	34	27.3	751	4.3	0.0
1998-01-12	3299	44	38	35.5	449	7.6	0.0
1998-01-13	3300	60	50	28.8	1293	5.4	0.0
1998-01-14	3301	50	39	33.7	1303	3.0	0.1
1998-01-15	3302	40	36	40.8	1238	3.7	0.5
1998-01-16	3303	42	36	40.9	696	3.5	2.0
1998-01-17	3304	56	38	42.5	421	4.0	0.0
1998-01-18	3305	53	32	54.2	605	5.4	0.0
1998-01-19	3306	44	36	41.2	1282	11.3	0.8
1998-01-20	3307	49	28	18.0	1396	4.3	0.2
1998-01-21	3308	55	32	26.6	617	4.4	0.0
1998-01-22	3309	58	44	25.2	1418	3.9	0.0
1998-01-23	3310	58	46	35.2	1299	2.7	1.4

1998-01-24	3311	54	40	44.7	615	7.8	0.2
1998-01-25	3312	54	30	22.9	1446	5.4	0.0
1998-01-26	3313	54	28	34.7	1068	6.4	0.0
1998-01-27	3314	57	40	45.2	979	10.0	0.3
1998-01-28	3315	54	38	17.1	1472	5.4	1.4
1998-01-29	3316	58	34	29.3	667	4.3	0.0
1998-01-30	3317	64	40	40.3	907	2.9	0.0
1998-01-31	3318	60	36	52.5	782	5.1	0.0
1998-02-01	3319	52	28	37.9	529	4.7	0.0
1998-02-02	3320	56	40	41.7	222	5.1	0.0
1998-02-03	3321	52	48	31.4	193	5.7	0.2
1998-02-04	3322	48	36	23.4	126	0.4	1.6
1998-02-05	3323	42	34	15.2	49	0.4	0.8
1998-02-06	3324	54	29	30.3	68	2.6	0.2
1998-02-07	3325	47	41	35.8	1332	4.3	0.0
1998-02-08	3326	54	40	43.8	1287	8.5	0.0
1998-02-09	3327	59	42	33.3	1651	3.8	0.0
1998-02-10	3328	62	32	46.6	917	8.0	0.0
1998-02-11	3329	64	44	20.6	1709	12.1	0.0
1998-02-12	3330	62	43	18.9	1725	6.7	0.0
1998-02-13	3331	56	38	26.9	1351	7.1	0.0
1998-02-14	3332	57	34	43.1	947	6.0	0.0
1998-02-15	3333	54	32	29.7	1168	8.7	0.0
1998-02-16	3334	58	44	19.6	2029	5.0	0.0
1998-02-17	3335	70	48	20.7	1777	5.0	1.5
1998-02-18	3336	60	44	37.2	1065	4.5	0.0
1998-02-19	3337	68	38	48.9	936	5.6	0.0
1998-02-20	3338	68	47	47.8	1386	2.3	0.0
1998-02-21	3339	63	38	51.1	1012	3.1	0.0
1998-02-22	3340	52	40	54.0	582	2.8	0.0
1998-02-23	3341	54	46	54.6	711	5.0	1.2
1998-02-24	3342	68	42	51.9	1688	6.0	0.1
1998-02-25	3343	74	40	52.2	976	3.3	0.0
1998-02-26	3344	75	42	55.6	261	4.3	0.0
1998-02-27	3345	62	54	30.3	1452	5.4	0.6
1998-02-28	3346	74	52	36.0	1102	3.2	0.0
1998-03-01	3347	68	50	34.6	1887	5.4	0.0
1998-03-02	3348	60	41	29.3	125	3.7	0.0
1998-03-03	3349	52	36	26.4	1996	3.2	0.0
1998-03-04	3350	60	33	41.4	1605	5.5	0.0
1998-03-05	3351	52	45	54.8	302	5.7	0.0
1998-03-06	3352	52	44	57.4	347	6.3	0.3
1998-03-07	3353	52	44	21.4	2130	12.7	0.5
1998-03-08	3354	59	52	10.1	2122	6.5	0.9
1998-03-09	3355	58	42	15.8	2030	5.8	3.6
1998-03-10	3356	48	36	17.5	2050	8.4	0.0
1998-03-11	3357	48	26	16.5	2241	4.6	0.0
1998-03-12	3358	44	26	23.3	2212	2.7	0.0

1998-03-13	3359	54	22	37.6	1854	4.2	0.0
1998-03-14	3360	70	36	49.3	1555	7.6	0.0
1998-03-15	3361	72	44	54.9	1376	5.1	0.0
1998-03-16	3362	70	44	56.8	213	4.6	0.0
1998-03-17	3363	48	42	53.1	610	3.4	0.0
1998-03-18	3364	54	40	43.1	811	10.3	0.0
1998-03-19	3365	70	48	24.2	1321	11.1	0.9
1998-03-20	3366	73	46	24.6	1425	10.6	0.0
1998-03-21	3367	53	40	23.9	2329	6.6	0.9
1998-03-22	3368	62	35	20.0	2406	4.0	0.0
1998-03-23	3369	64	34	30.2	2317	3.9	0.0
1998-03-24	3370	61	46	46.5	832	4.7	0.0
1998-03-25	3371	70	47	48.7	1832	2.2	0.0
1998-03-26	3372	79	46	44.4	342	5.0	0.0
1998-03-27	3373	79	52	43.5	302	6.5	0.0
1998-03-28	3374	80	50	44.9	1599	3.5	0.0
1998-03-29	3375	84	58	47.9	872	4.6	0.0
1998-03-30	3376	82	60	47.3	793	4.3	0.0
1998-03-31	3377	82	60	51.0	695	5.4	0.0
1998-04-01	3378	75	56	31.8	2352	6.9	0.0
1998-04-02	3379	84	52	35.5	2460	3.9	0.1
1998-04-03	3380	65	54	44.3	2272	5.6	0.0
1998-04-04	3381	64	49	44.7	2516	6.5	2.8
1998-04-05	3382	66	42	42.4	228	3.5	0.0
1998-04-06	3383	76	40	39.5	2171	4.5	0.0
1998-04-07	3384	80	50	38.4	1737	4.0	0.0
1998-04-08	3385	70	60	36.3	2204	7.3	0.0
1998-04-09	3386	78	56	22.8	2622	5.2	0.8
1998-04-10	3387	61	50	30.4	2563	2.9	0.1
1998-04-11	3388	68	42	35.2	2434	4.8	0.0
1998-04-12	3389	73	46	47.3	1480	6.0	0.0
1998-04-13	3390	74	42	54.8	2421	4.7	0.0
1998-04-14	3391	58	55	52.6	15	2.4	0.0
1998-04-15	3392	71	56	30.4	2576	13.3	0.9
1998-04-16	3393	78	58	33.7	2641	4.0	0.0
1998-04-17	3394	74	66	40.0	2350	3.7	0.0
1998-04-18	3395	76	60	48.6	1143	4.0	0.7
1998-04-19	3396	72	56	55.2	2176	6.3	0.0
1998-04-20	3397	73	50	54.6	2452	3.6	0.1
1998-04-21	3398	72	53	56.6	2448	4.6	0.0
1998-04-22	3399	66	50	57.3	2037	7.6	0.1
1998-04-23	3400	62	46	37.1	2741	5.8	0.1
1998-04-24	3401	72	43	38.9	2774	4.6	0.1
1998-04-25	3402	76	48	55.3	1037	7.4	0.0
1998-04-26	3403	78	54	46.6	2691	4.5	0.0
1998-04-27	3404	80	58	47.8	2694	4.7	0.0
1998-04-28	3405	68	52	61.1	842	5.1	0.0
1998-04-29	3406	72	60	53.5	1826	7.7	0.0

1998-04-30	3407	64	58	38.0	2825	3.3	0.0
1998-05-01	3408	76	56	45.1	2764	3.3	1.5
1998-05-02	3409	78	52	51.0	2666	3.7	0.0
1998-05-03	3410	78	58	57.0	2680	4.9	0.0
1998-05-04	3411	76	55	60.8	2621	4.8	0.7
1998-05-05	3412	80	56	62.3	2293	5.6	0.0
1998-05-06	3413	84	56	57.6	2257	3.6	0.0
1998-05-07	3414	78	68	61.1	2355	4.3	0.0
1998-05-08	3415	84	64	60.3	2530	3.7	0.8
1998-05-09	3416	82	62	58.3	2104	3.5	0.0
1998-05-10	3417	86	62	59.4	2458	6.1	0.0
1998-05-11	3418	82	64	50.3	2864	6.8	0.2
1998-05-12	3419	82	64	39.8	1089	4.3	0.0
1998-05-13	3420	84	60	43.3	2492	4.5	0.0
1998-05-14	3421	86	63	50.5	1430	4.7	0.0
1998-05-15	3422	89	66	57.2	2483	4.8	0.0
1998-05-16	3423	90	66	61.7	2452	4.1	0.0
1998-05-17	3424	91	72	62.2	2829	3.9	0.0
1998-05-18	3425	92	70	64.0	2623	3.4	0.0
1998-05-19	3426	92	66	64.4	2574	4.1	0.0
1998-05-20	3427	94	70	61.5	2751	4.7	0.0
1998-05-21	3428	95	74	65.9	2097	3.7	0.0
1998-05-22	3429	94	74	68.1	1360	6.2	0.0
1998-05-23	3430	93	71	69.4	2119	4.2	0.0
1998-05-24	3431	95	74	65.2	1324	4.7	0.0
1998-05-25	3432	94	74	66.4	2417	3.1	0.0
1998-05-26	3433	94	74	68.6	1905	4.1	0.0
1998-05-27	3434	96	73	67.9	1245	4.8	0.0
1998-05-28	3435	93	72	66.6	2342	4.5	0.0
1998-05-29	3436	92	72	64.1	1278	5.7	0.0
1998-05-30	3437	89	72	48.9	2822	5.0	0.2
1998-05-31	3438	91	71	49.3	2716	3.7	0.1
1998-06-01	3439	96	76	55.5	2472	4.2	0.0
1998-06-02	3440	100	72	56.8	1673	3.0	0.0
1998-06-03	3441	98	77	60.0	2129	4.1	0.0
1998-06-04	3442	94	71	60.9	2412	3.6	0.0
1998-06-05	3443	90	70	58.6	2524	2.6	1.1
1998-06-06	3444	88	68	64.6	1520	3.4	0.0
1998-06-07	3445	79	66	67.8	1900	5.0	0.0
1998-06-08	3446	83	70	67.1	2022	5.4	0.0
1998-06-09	3447	86	62	64.0	2472	4.2	0.0
1998-06-10	3448	91	70	67.2	1832	3.8	1.2
1998-06-11	3449	94	70	65.4	2415	3.9	0.5
1998-06-12	3450	94	76	67.1	2230	3.7	0.0
1998-06-13	3451	96	76	68.0	1731	3.9	0.0
1998-06-14	3452	95	74	68.4	2221	3.1	0.0
1998-06-15	3453	90	80	67.2	2294	3.7	0.0
1998-06-16	3454	94	73	67.5	2280	3.3	0.0

1998-06-17	3455	94	72	66.3	2341	2.8	0.0
1998-06-18	3456	96	72	71.4	1515	2.8	0.0
1998-06-19	3457	98	71	70.0	2203	4.1	0.0
1998-06-20	3458	92	70	70.6	2030	2.8	0.3
1998-06-21	3459	97	72	70.9	2457	2.6	0.0
1998-06-22	3460	98	78	71.5	2515	2.8	0.0
1998-06-23	3461	98	74	72.5	1881	3.0	0.0
1998-06-24	3462	100	76	71.9	2200	4.3	0.0
1998-06-25	3463	100	76	70.0	2126	5.1	0.0
1998-06-26	3464	99	75	62.9	2743	5.8	0.0
1998-06-27	3465	102	76	56.7	2726	4.5	0.0
1998-06-28	3466	104	78	60.4	1162	3.1	0.0
1998-06-29	3467	102	76	63.8	2020	3.8	0.0
1998-06-30	3468	102	75	64.9	2528	3.7	0.8
1998-07-01	3469	98	78	66.3	2431	4.6	0.0
1998-07-02	3470	90	76	66.8	2330	6.6	0.0
1998-07-03	3471	98	74	52.6	2683	4.9	0.0
1998-07-04	3472	100	76	66.3	322	4.9	0.0
1998-07-05	3473	98	74	69.3	1537	3.8	0.0
1998-07-06	3474	95	74	70.2	2000	3.4	0.0
1998-07-07	3475	96	74	70.9	1789	6.2	0.0
1998-07-08	3476	100	76	71.0	1895	6.0	0.0
1998-07-09	3477	101	76	67.5	2429	4.1	0.0
1998-07-10	3478	100	77	67.0	1600	6.7	0.0
1998-07-11	3479	96	76	65.3	1803	8.1	0.0
1998-07-12	3480	92	74	66.9	1947	3.5	0.0
1998-07-13	3481	90	70	70.9	1637	4.2	0.0
1998-07-14	3482	92	68	72.7	1508	5.5	0.0
1998-07-15	3483	88	74	71.8	1372	2.4	0.0
1998-07-16	3484	94	72	73.2	1945	3.2	0.6
1998-07-17	3485	91	72	71.7	2467	4.0	3.8
1998-07-18	3486	92	71	72.1	1113	4.1	0.0
1998-07-19	3487	96	75	71.2	2115	6.2	0.0
1998-07-20	3488	93	72	72.8	2323	4.3	0.2
1998-07-21	3489	96	76	73.3	1795	4.7	0.0
1998-07-22	3490	96	76	72.4	2484	4.4	0.0
1998-07-23	3491	94	76	72.2	2425	4.3	0.0
1998-07-24	3492	94	74	71.5	1200	4.8	0.2
1998-07-25	3493	91	74	69.9	2172	4.8	0.0
1998-07-26	3494	92	74	70.1	1831	3.5	0.0
1998-07-27	3495	92	76	70.3	1680	2.8	1.0
1998-07-28	3496	94	74	69.5	2509	3.8	0.0
1998-07-29	3497	97	76	67.4	2386	3.5	0.0
1998-07-30	3498	96	76	70.7	1604	4.5	0.0
1998-07-31	3499	97	76	71.5	1216	3.7	0.0
1998-08-01	3500	89	74	72.4	1701	3.3	0.0
1998-08-02	3501	88	68	72.0	1250	3.0	0.0
1998-08-03	3502	90	72	73.3	1766	2.9	0.0

1998-08-04	3503	94	72	61.0	2013	2.7	0.0
1998-08-05	3504	95	65	72.2	1550	2.9	0.0
1998-08-06	3505	93	67	72.3	1772	2.7	0.0
1998-08-07	3506	95	73	69.4	2106	4.2	0.0
1998-08-08	3507	91	74	70.3	1001	2.6	0.1
1998-08-09	3508	84	72	72.0	2077	3.4	0.8
1998-08-10	3509	85	76	70.9	1016	4.1	2.0
1998-08-11	3510	94	70	72.9	1160	4.4	0.0
1998-08-12	3511	94	69	70.0	1911	4.0	0.0
1998-08-13	3512	86	68	67.5	1634	3.6	0.7
1998-08-14	3513	84	68	66.5	1940	2.5	0.1
1998-08-15	3514	87	70	66.1	2176	2.4	0.1
1998-08-16	3515	92	72	68.1	2169	2.4	0.1
1998-08-17	3516	90	68	69.0	1826	3.1	0.5
1998-08-18	3517	94	70	68.5	1992	3.2	0.0
1998-08-19	3518	92	68	68.6	1996	3.9	1.0
1998-08-20	3519	86	70	66.5	2219	3.7	0.1
1998-08-21	3520	88	60	64.7	2161	2.6	0.0
1998-08-22	3521	91	60	67.9	1682	3.0	0.0
1998-08-23	3522	92	66	68.8	2052	2.9	0.0
1998-08-24	3523	96	71	69.4	1307	3.6	0.0
1998-08-25	3524	98	74	68.9	1482	3.0	0.0
1998-08-26	3525	98	76	69.0	1575	3.1	0.0
1998-08-27	3526	101	78	70.2	681	2.4	0.0
1998-08-28	3527	100	78	68.7	1642	3.3	0.0
1998-08-29	3528	101	79	66.3	1574	3.7	0.0
1998-08-30	3529	100	78	62.8	1328	4.0	0.0
1998-08-31	3530	99	74	63.7	1020	3.4	0.0
1998-09-01	3531	90	73	69.2	1108	3.8	1.6
1998-09-02	3532	89	74	69.5	1593	2.9	0.0
1998-09-03	3533	78	68	71.3	1357	3.3	0.2
1998-09-04	3534	89	66	70.6	762	6.1	5.3
1998-09-05	3535	94	69	67.4	2248	6.6	0.0
1998-09-06	3536	93	72	68.6	1855	3.1	0.0
1998-09-07	3537	94	76	70.7	1903	3.1	0.0
1998-09-08	3538	94	72	69.7	1986	3.0	0.0
1998-09-09	3539	82	60	71.1	1449	3.6	0.1
1998-09-10	3540	84	56	69.5	1543	3.0	0.0
1998-09-11	3541	85	60	68.4	1645	3.4	0.0
1998-09-12	3542	88	64	61.1	2078	4.7	0.0
1998-09-13	3543	90	66	51.1	2265	3.6	0.0
1998-09-14	3544	90	66	53.8	2139	2.2	0.0
1998-09-15	3545	90	70	67.2	1041	4.8	0.0
1998-09-16	3546	91	70	70.7	1806	7.5	0.0
1998-09-17	3547	88	72	57.6	2033	4.1	0.0
1998-09-18	3548	84	74	52.8	2120	3.7	0.0
1998-09-19	3549	84	74	53.7	2103	2.3	0.2
1998-09-20	3550	88	73	60.2	1132	3.4	0.0

1998-09-21	3551	84	76	62.4	1930	6.3	0.1
1998-09-22	3552	92	76	56.8	2065	3.4	0.2
1998-09-23	3553	87	70	61.1	2000	2.6	0.0
1998-09-24	3554	84	64	62.4	1910	2.1	0.0
1998-09-25	3555	88	62	63.9	1779	4.6	0.0
1998-09-26	3556	90	66	66.4	1781	5.8	0.0
1998-09-27	3557	91	70	67.2	1449	5.0	0.0
1998-09-28	3558	86	76	66.0	434	3.4	0.0
1998-09-29	3559	83	76	63.0	224	4.5	0.0
1998-09-30	3560	84	73	62.1	319	4.6	0.5
1998-10-01	3561	90	74	64.1	347	3.1	0.1
1998-10-02	3562	80	66	66.1	1139	2.9	0.0
1998-10-03	3563	85	62	53.9	1833	6.5	0.0
1998-10-04	3564	82	72	43.5	1816	6.6	0.0
1998-10-05	3565	84	70	50.5	815	6.5	0.0
1998-10-06	3566	79	71	53.4	270	7.5	0.0
1998-10-07	3567	88	74	59.5	708	8.0	0.0
1998-10-08	3568	82	70	57.7	1702	5.1	0.3
1998-10-09	3569	80	60	45.2	1762	4.0	0.0
1998-10-10	3570	80	58	45.7	1845	4.5	0.0
1998-10-11	3571	82	56	42.8	1871	3.5	0.0
1998-10-12	3572	84	57	44.8	1869	2.6	0.0
1998-10-13	3573	82	57	50.3	1756	2.3	0.0
1998-10-14	3574	82	58	52.2	1738	2.1	0.0
1998-10-15	3575	84	53	56.7	1406	2.2	0.0
1998-10-16	3576	80	56	61.6	1420	2.1	0.0
1998-10-17	3577	80	56	60.6	1227	4.1	0.0
1998-10-18	3578	84	56	36.4	1590	6.7	0.0
1998-10-19	3579	88	64	36.1	1762	3.0	0.0
1998-10-20	3580	82	67	41.2	1653	2.3	0.0
1998-10-21	3581	76	55	49.3	1628	2.9	0.0
1998-10-22	3582	67	52	56.7	601	4.8	0.0
1998-10-23	3583	67	42	42.0	1740	3.4	0.0
1998-10-24	3584	77	42	44.0	1572	2.1	0.0
1998-10-25	3585	82	46	53.6	933	3.7	0.0
1998-10-26	3586	84	49	59.7	790	3.0	0.0
1998-10-27	3587	85	50	62.9	1210	3.5	0.0
1998-10-28	3588	85	53	63.4	1382	2.8	0.0
1998-10-29	3589	84	56	65.3	1066	5.8	0.0
1998-10-30	3590	87	56	56.2	1539	3.1	0.0
1998-10-31	3591	86	62	50.9	1281	3.4	0.0
1998-11-01	3592	82	60	53.2	632	6.9	0.0
1998-11-02	3593	84	60	28.0	1570	4.3	0.1
1998-11-03	3594	80	62	35.5	1403	3.1	0.1
1998-11-04	3595	62	52	51.9	1235	3.5	0.0
1998-11-05	3596	64	49	56.8	1130	3.6	0.0
1998-11-06	3597	64	42	64.8	671	4.2	0.0
1998-11-07	3598	64	38	60.8	463	7.9	0.0

1998-11-08	3599	66	42	32.4	1450	7.0	0.0
1998-11-09	3600	64	56	32.3	857	4.3	0.1
1998-11-10	3601	77	55	27.9	1404	3.8	0.0
1998-11-11	3602	68	46	27.6	1397	3.0	0.0
1998-11-12	3603	66	46	30.6	1336	2.5	0.0
1998-11-13	3604	64	46	34.6	1298	2.7	0.0
1998-11-14	3605	64	50	26.2	1393	7.2	0.2
1998-11-15	3606	64	54	27.0	1191	6.7	0.0
1998-11-16	3607	72	54	35.9	955	4.9	0.2
1998-11-17	3608	80	60	44.9	756	2.1	0.0
1998-11-18	3609	72	53	53.0	59	2.6	0.0
1998-11-19	3610	68	56	46.1	221	3.9	0.0
1998-11-20	3611	72	62	51.1	723	3.4	0.0
1998-11-21	3612	66	51	40.3	1256	5.5	0.0
1998-11-22	3613	68	44	31.9	1284	2.3	0.0
1998-11-23	3614	73	52	40.2	1155	2.9	0.0
1998-11-24	3615	80	61	50.8	785	5.0	0.0
1998-11-25	3616	76	60	47.5	764	8.0	0.0
1998-11-26	3617	76	54	28.8	1311	4.5	0.0
1998-11-27	3618	76	46	24.5	1128	2.4	0.0
1998-11-28	3619	78	42	27.4	397	2.6	0.0
1998-11-29	3620	78	46	41.9	376	4.8	0.0
1998-11-30	3621	80	54	56.8	96	7.4	0.0
1998-12-01	3622	80	57	40.0	1261	5.2	0.0
1998-12-02	3623	80	56	34.4	1227	2.1	0.0
1998-12-03	3624	80	54	32.9	1172	2.3	0.0
1998-12-04	3625	80	54	37.1	262	3.8	0.0
1998-12-05	3626	82	56	38.0	1259	3.4	0.0
1998-12-06	3627	82	59	52.4	533	5.6	0.0
1998-12-07	3628	80	62	33.5	1223	5.7	0.0
1998-12-08	3629	82	66	21.4	1149	6.5	0.1
1998-12-09	3630	72	54	27.5	1197	2.9	0.0
1998-12-10	3631	64	46	39.7	875	4.5	0.0
1998-12-11	3632	68	44	50.0	979	4.6	0.0
1998-12-12	3633	62	54	49.2	985	5.1	0.1
1998-12-13	3634	52	48	35.7	1166	3.4	0.1
1998-12-14	3635	58	45	33.1	1178	3.1	0.0
1998-12-15	3636	44	39	33.7	1165	2.9	0.4
1998-12-16	3637	67	42	45.3	643	5.9	0.0
1998-12-17	3638	58	42	36.3	285	3.9	0.0
1998-12-18	3639	56	31	28.9	899	8.1	0.0
1998-12-19	3640	75	45	13.2	1214	5.2	0.0
1998-12-20	3641	76	50	17.7	1239	2.1	0.0
1998-12-21	3642	80	62	24.1	982	2.6	0.0
1998-12-22	3643	76	54	36.3	1136	2.2	0.0
1998-12-23	3644	53	46	45.8	1025	5.8	0.0
1998-12-24	3645	42	38	31.7	1205	4.3	0.9
1998-12-25	3646	40	37	30.8	598	3.8	0.5

1998-12-26	3647	48	36	41.5	431	2.8	0.1
1998-12-27	3648	49	29	50.3	679	2.5	0.0
1998-12-28	3649	54	40	55.5	830	2.3	0.0
1998-12-29	3650	54	46	54.9	705	1.8	0.0
1998-12-30	3651	50	32	55.9	669	3.2	0.0
1998-12-31	3652	60	32	55.9	669	3.2	0.0