Docket # 50-280
Control # 8702050348
Date 1/29/87 Document
REGULATORY DOCKET FILE

Qualification of the WRB-1 CHF Correlation in the Virginia Power COBRA Code

VEP-NE-3
November 1986
Nuclear Engineering
Engineering and
Construction Department

— NOTICE —

THE ATTACHED FILES ARE OFFICIAL RECORDS OF THE DIVISION OF DOCUMENT CONTROL. THEY HAVE BEEN CHARGED TO YOU FOR A LIMITED TIME PERIOD AND MUST BE RETURNED TO THE RECORDS FACILITY BRANCH 016. PLEASE DO NOT SEND DOCUMENTS CHARGED OUT THROUGH THE MAIL. REMOVAL OF ANY PAGE(S) FROM DOCUMENT FOR REPRODUCTION MUST BE REFERRED TO FILE PERSONNEL.

DEADLINE RETURN DATE _____

RECORDS FACILITY BRANCH

VIRGINIA POWER | NORTH CAROLINA POWER

8702050358 870129
PDR ADOCK 05000280
P PDR

VEP-NE-3

QUALIFICATION OF THE WRB-1 CHF CORRELATION IN THE VIRGINIA POWER COBRA CODE

by

R. C. Anderson

N. P. Wolfhope

NUCLEAR ENGINEERING

ENGINEERING & CONSTRUCTION

VIRGINIA POWER

RICHMOND, VIRGINIA

November, 1986

Recommended for Approval:

K. L. Basehore

K. L. Basehore, Supervisor
Nuclear Safety Engineering

Approved by:

R M Berryman

R. M. Berryman, Director
Nuclear Engineering

CLASSIFICATION/DISCLAIMER

The data, information, analytical techniques and conclusions in this report have been prepared solely for use by Virginia Power (the Company), and they may not be appropriate for use in situations other than those for which they were specifically prepared. The Company therefore makes no claim or warranty whatsoever, express or implied, as to their accuracy, usefulness, or applicability. In particular, THE COMPANY MAKES NO WARRANTY OF MERCHANTABILITY OR FITNESS FOR A PARTICULAR PURPOSE, NOR SHALL ANY WARRANTY BE DEEMED TO ARISE FROM COURSE OF DEALING OR USAGE OF TRADE, with respect to this report or any of the data, information, analytical techniques, or conclusions in it. By making this report available, the Company does not authorize its use by others, and any such use is expressly forbidden except with the prior written approval of the Company. Any such written approval shall itself be deemed to incorporate the disclaimers of liability and disclaimers of warranties provided herein. In no event shall the Company be liable, under any legal theory whatsoever (whether contract, tort, warranty, or strict or absolute liability), for any property damage, mental or physical injury or death, loss of use of property, or other damage resulting from or arising out of the use, authorized or unauthorized, of this report or the data, information, and analytical techniques, or conclusions in it.

ABSTRACT

The database which was used to qualify the WRB-1 CHF correlation in the Westinghouse THINC code for 17x17 and 15x15 "R" grid fuel has been re-analyzed by WRB-1 with the Virginia Power COBRA code. Data analysis has shown that DNB protection is provided by a 1.17 COBRA/WRB-1 DNBR limit with 95% probability at a 95% confidence level. These results have also been shown to be applicable to 14x14, 15x15 and 17x17 Westinghouse OFA-type fuel.

ACKNOWLEDGEMENTS

The authors would like to thank Mr. K. L. Basehore for his considerable technical assistance in this project. Special thanks also go to Mrs. A. S. Pegram, Mr. K. L. Maddock and Mrs. J. Y. Reynolds for their work in the entry and verification of the data. The assistance of Dr. D. G. Reddy of Columbia University and Dr. A. J. Friedland of Westinghouse in identifying and correcting data errors was also greatly appreciated.

TABLE OF CONTENTS

	Page
Title Page	1
Classification/Disclaimer	2
Abstract	3
Acknowledgements	4
Table of Contents	5
List of Figures	6
List of Tables	7
Nomenclature	8
1.0 Introduction	9
2.0 Description of Correlation	10
3.0 Data Analysis	12
4.0 Results	14
5.0 Application of WRB-1 Correlation	26
6.0 Conclusions	28
References	29
Appendix A: Data Listing	30

LIST OF FIGURES

Page

4.1 Predicted vs. Measured Critical Heat Flux (million BTU/hr-ft^2) 16

4.2 Measured-to-Predicted Critical Heat Flux Ratio vs. System Outlet Pressure (psia) 17

4.3 Measured-to-Predicted Critical Heat Flux Ratio vs. Core-Average Mass Flux (million lbm/hr-ft^2) 18

4.4 Measured-to-Predicted Critical Heat Flux Ratio vs. Hot Channel Outlet Quality 19

4.5 Measured-to-Predicted Critical Heat Flux Ratio vs. Inlet Temperature (°F) 20

4.6 Histogram of Measured-to-Predicted CHF Ratios 21

LIST OF TABLES

Page

4.1 Measured-to-Predicted Critical Heat Flux Ratio Statistics by Axial Power Profile..... 22

4.2 Measured-to-Predicted Critical Heat Flux Ratio Statistics by Subchannel Cell Type..... 22

4.3 Measured-to-Predicted Critical Heat Flux Ratio Statistics by Rod Diameter (Inch)..... 22

4.4 Measured-to-Predicted Critical Heat Flux Ratio Statistics by Test Section Heated Length (ft)..... 23

4.5 Measured-to-Predicted Critical Heat Flux Ratio Statistics by Grid Spacing (Inches)..... 23

4.6 Comparison of Summary Statistics from Virginia Power, Westinghouse and NRC Calculations..... 24

4.7 Measured-to-Predicted Critical Heat Flux Ratio Statistics for All Test Sections..... 25

NOMENCLATURE

Variable	Definition
A	Correlation coefficient
A1	Correlation coefficient
B	Correlation coefficient
B3	Correlation coefficient
B4	Correlation coefficient
CHF	Critical Heat Flux (million Btu/hr-ft^2)
D'	Normality test statistic
Dg	Distance to nearest upstream grid (inch)
DNBR	Departure from Nucleate Boiling Ratio
F	Non-uniform axial flux factor
G(loc)	Local mass flux (million lbm/hr-ft^2)
Gsp	Mixing vane grid spacing (inch)
k	Small sample correction factor
Lh	Distance from beginning of heated length to local node (inches)
M/P	Measured-to-Predicted CHF ratio
$\overline{M/P}$	Mean Measured-to-Predicted CHF ratio
OFA	Optimized Fuel Assembly
P	Pressure (psia)
q"	Heat flux (million Btu/hr-ft^2)
q"(CHF)	Critical Heat Flux (million Btu/hr-ft^2)
s	Estimated standard deviation
x(loc)	Local thermodynamic quality

1.0 Introduction

Virginia Power has recently acquired the access rights to the Westinghouse WRB-1 Critical Heat Flux (CHF) correlation.[1] A CHF correlation is used in the calculation of the Departure from Nucleate Boiling Ratio (DNBR), which is one of the key analysis criteria in many of the UFSAR Chapter 15 safety analyses. The DNBR is the ratio of the Critical Heat Flux (CHF or q"(CHF)) and the local heat flux q". To be licensed for use, a CHF correlation must be tested against experimental data which span the anticipated range of conditions over which the correlation will be applied. Further, the population statistics of the data base must be used to set a DNBR limit such that the probability of avoiding DNB will be at least 95% at a 95% confidence level. This limit is referred to as the 95/95 DNBR limit.

The WRB-1 correlation has been qualified with the thermal-hydraulics code COBRA[2] by Virginia Power. A subset of the data from the Columbia-EPRI CHF data base[3] for Westinghouse "R" grid 17x17 and 15x15 fuel was used in the analyses. Virginia Power's North Anna and Surry plants utilize Westinghouse 17x17 and 15x15 fuel, respectively. This Topical Report summarizes the data evaluations which were performed to qualify the code/correlation pair.

2.0 Description of Correlation

Reference 1 begins its discussion of the WRB-1 correlation by noting that Westinghouse mixing vane CHF data typically obey the functional form

$$q''(CHF) = A - B*x(loc) \tag{2.1}$$

in which x(loc) is the local thermodynamic quality, and A and B are functions of geometry and local conditions as follows:

$$A = A[P,G(loc),Lh,Gsp,Dg] \tag{2.2}$$

$$B = B[P,G(loc),Lh] \tag{2.3}$$

Here, P is the system pressure, G(loc) is the local mass flux, Lh is the test section heated length, Gsp is the mixing vane grid spacing and Dg is the distance from the local node to the nearest upstream grid. The latter two terms account for the CHF-inhibiting turbulence which the mixing vane grids induce, but which decays with distance. Eventually, the following functional form was obtained:

$$q''(CHF) = PF + A1 + B3*G(loc) - B4*x(loc)*G(loc) \tag{2.4}$$

The Performance Factor PF and the coefficients A1, B3 and B4 are functions of the independent variables. These coefficients are Westinghouse proprietary information and are given in Reference 1. In addition, the Critical Heat Flux is divided by the non-uniform flux factor F,[4] when a non-uniform axial power profile is used, as

a part of the calculation of the DNBR:

$$DNBR = \frac{q''(CHF)}{q'' * F} \qquad (2.5)$$

in which q"(CHF) is given by equation (2.4), the local heat flux q" is the product of the core-average heat flux and the local radial and axial power factors, and F is given in Reference 4.

The WRB-1 correlation uncertainty is relatively small, as reflected in its low 95/95 DNBR limit (which is only 1.17 for THINC/WRB-1). This improved accuracy results in a substantial gain in DNB margin over the use of the W-3 correlation, which has previously been employed by Virginia Power.

The COBRA/WRB-1 qualification data analysis and results are presented on the following pages.

3.0 Data Analysis

Extensive Critical Heat Flux calculations have been performed to qualify WRB-1 in COBRA. The modeling philosophy of Reference 2 was employed throughout the project. In these analyses, COBRA models of the appropriate EPRI test sections were built and used to analyze the Reference 3 data.

The subchannel thermal-hydraulics code COBRA IIIc/MIT solved the conservation equations to obtain local fluid conditions, which were then used to predict CHF throughout the test bundles. These predictions were divided by the local heat flux to obtain a DNB ratio. The summary DNBR's were stored on disk to permit post-processor analysis. Since the input heat fluxes were measured Critical Heat Fluxes, the DNBR is a reciprocal measured-to-predicted (M/P) CHF ratio. Appropriate summary statistics were thus generated both for the DNBR and the M/P ratios. By historical precedent, the M/P statistics are used to set the correlation's 95/95 DNBR limit. The summary statistics will also be used in Virginia Power's Statistical DNBR Evaluation Methodology.[5]

Although each thermal-hydraulics code solves the same conservation equations, the code solution schemes and flow phenomena models may differ slightly. It is thus necessary to qualify a correlation and code as a pair, since different codes which employ the same correlation may yield different results. Even though COBRA/WRB-1 and THINC/WRB-1 will be shown in Section

4.0 to have the same 95/95 DNBR limit, it is quite possible that the same correlation could have required different DNBR limits when used in different codes.

The data from EPRI 4x4 and 5x5 "R" grid test sections were analyzed. The 5x5 test bundles have the same subchannel geometry as the current Westinghouse 17x17 "R" grid fuel, while the 4x4 test bundles have essentially a 15x15 geometry matrix. The details of the test bundle geometries are provided in Reference 3.

Some of the Reference 3 data were discarded prior to their incorporation in the COBRA/WRB-1 data base. Two criteria were used to justify data deletions. The first criterion was consistency with the practice of the test sponsor: certain points were excluded from the COBRA/WRB-1 data base because they had been excluded from the THINC/WRB-1 data base in Reference 1. Most excluded data were deleted under this criterion.

The second exclusion criterion was consistency of the input data in References 1 and 3: although some differences were expected,[9] data which differed by more than ten standard deviations were excluded as being probable typographical errors in Reference 3. With the exception of the 22 data points which were thrown out under the second criterion, this data base is the same as the one which was used in Reference 1 to qualify THINC/WRB-1 for "R" grid fuel.

4.0 Results

The DNBR data for a total of 19 test sections were collected and analyzed, consisting of 945 data points. A plot of predicted versus measured Critical Heat Flux is shown in Figure 4.1, illustrating the excellent performance of the COBRA/WRB-1 combination.

The data were also examined for trends in test section geometry and operating conditions. Plots of the M/P ratios versus pressure, flow, thermodynamic quality and inlet temperature are presented in Figures 4.2-4.5. As may be seen, no significant trends in the M/P ratio versus any of these parameters exists.

The data are broken into subsets in Tables 4.1-4.5 to check for trends as a function of the axial power profile, subchannel cell type, heated rod diameter, test section heated length and grid spacing. The means and standard deviations of each subset are within a few percent of the average for the entire dataset.

We may note that the same Critical Heat Flux data were employed by Westinghouse in their qualification of WRB-1 in the THINC code. Further, the NRC performed audit calculations of some of these same data with the COBRA III and COBRA IV codes.[6] The Westinghouse and NRC calculational results are compared to the Virginia Power results in Table 4.6.

Given these results, DNB is avoided with 95% probability at a 95% confidence level for "R" grid fuel by meeting the following

DNBR limit:

$$DNBR = \frac{1}{(\overline{M/P}) - 1.645*k*s} \qquad (4.1)$$

in which $\overline{M/P}$ is the mean measured-to-predicted CHF ratio, s is the estimated standard deviation of the data, the 1.645 multiplier is the z-value for one-sided 95% probability of a normal distribution and k is a small sample correction factor which provides a 95% upper confidence limit on the standard deviation. Equation (4.1) yields a 95/95 DNBR limit of 1.17 for COBRA/WRB-1, which is the same as the THINC/WRB-1 DNBR limit.

Because the 95/95 DNBR limit is established by using the mathematical characteristics of the normal distribution, it was desirable to verify the normality of the data. To this end the D' normality test[7] was applied to the M/P population. For 945 data points, the assumption of normality cannot be rejected at a 5% level of significance if a population's calculated D' statistic lies in the range $8134.0 \leq D' \leq 8245.4$. For the COBRA/WRB-1 M/P population, the calculated D' statistic was 8180; the assumption of normality is thus acceptable. A histogram of the M/P data is presented in Figure 4.6.

The data statistics for each Test Section are presented in Table 4.7.

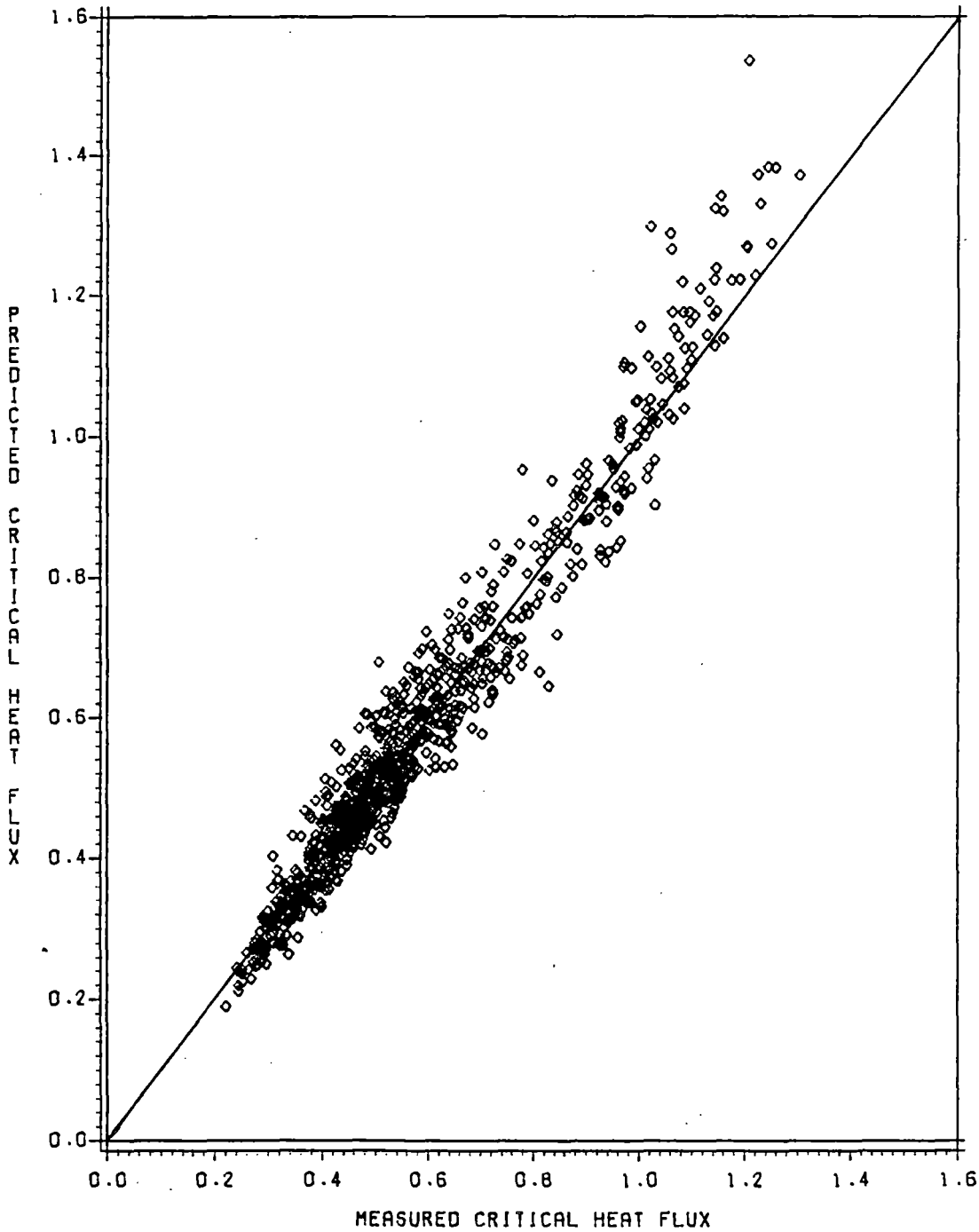

Figure 4.1 - Predicted vs. Measured Critical Heat Flux (million BTU/hr-ft^2)

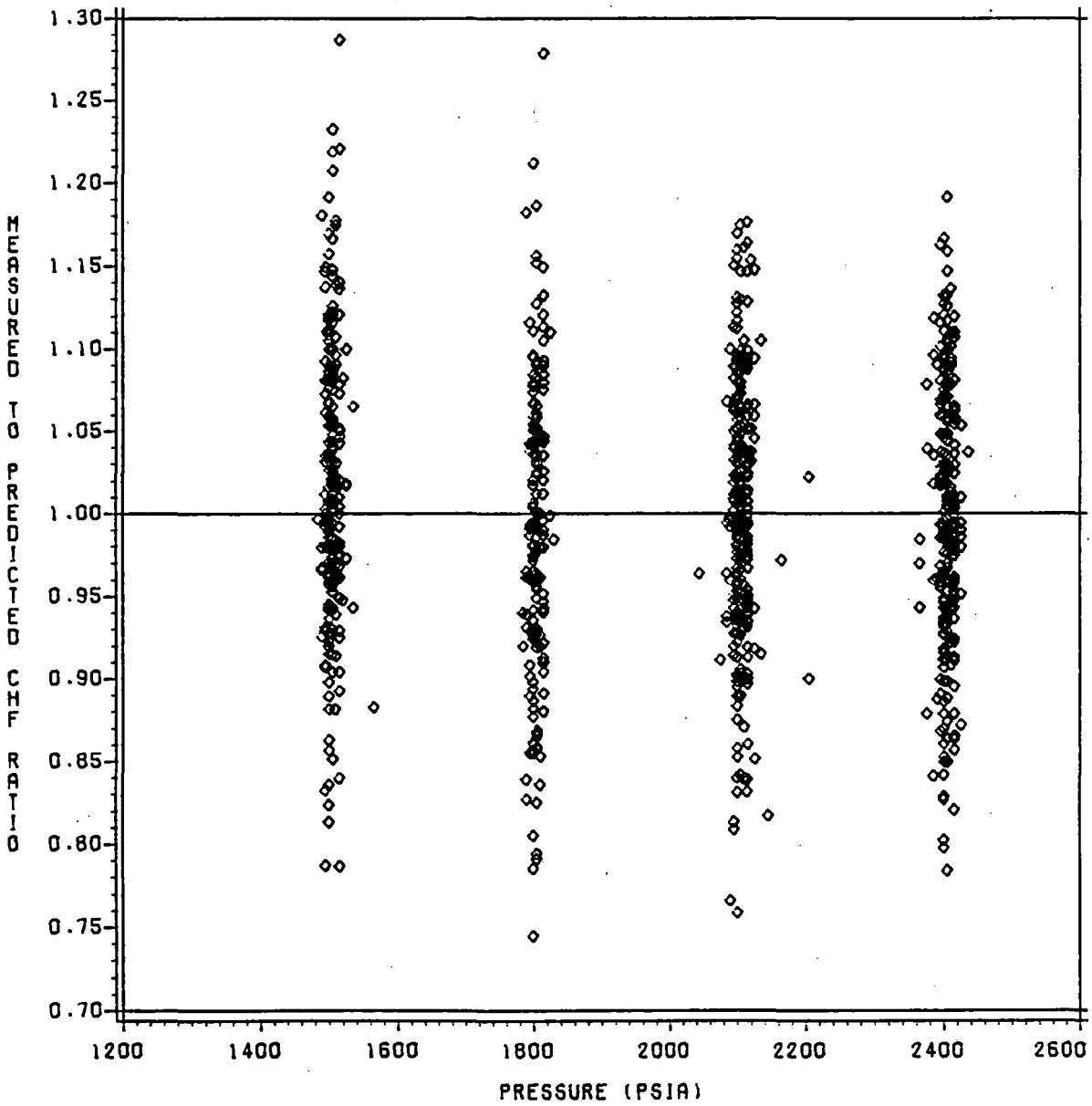

Figure 4.2 - Measured to Predicted Critical Heat Flux Ratio vs. System Outlet Pressure (psia)

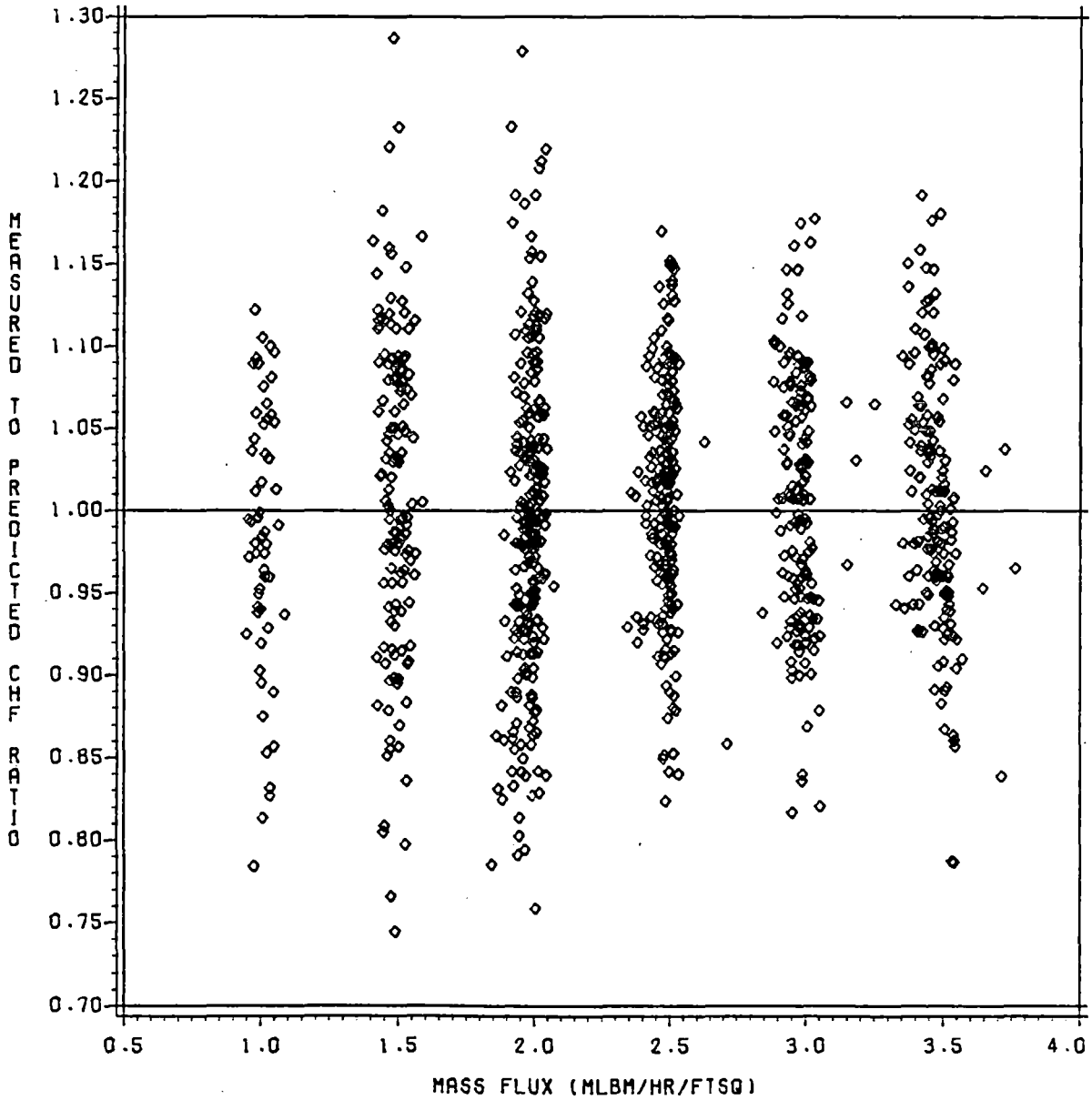

Figure 4.3 - Measured to Predicted Critical Heat Flux Ratio vs. Core-Average Mass Flux (million lbm/hr-ft^2)

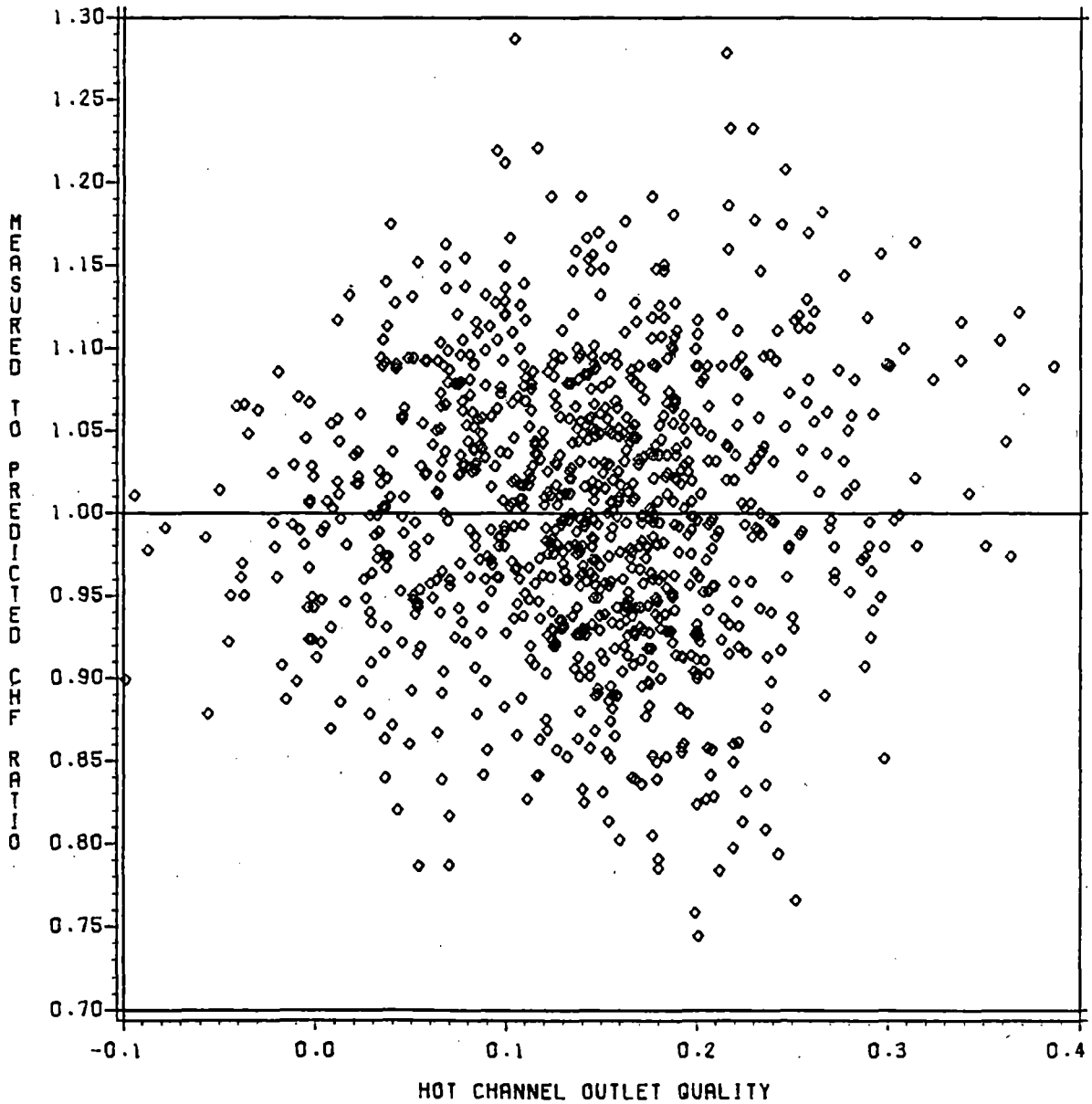

Figure 4.4 - Measured to Predicted Critical Heat Flux Ratio vs. Hot Channel Outlet Quality

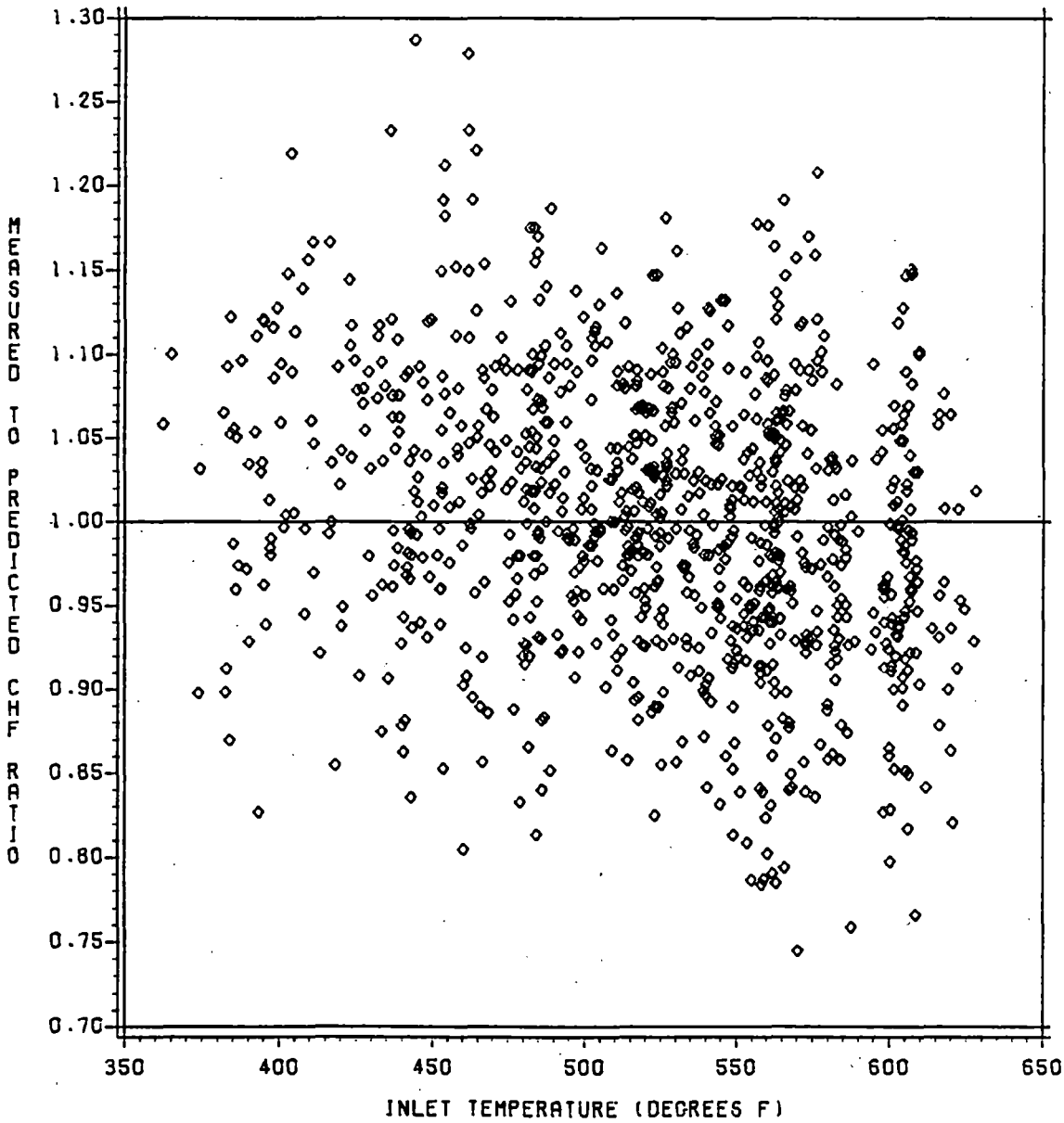

Figure 4.5 - Measured to Predicted Critical Heat Flux Ratio vs. Inlet Temperature (°F)

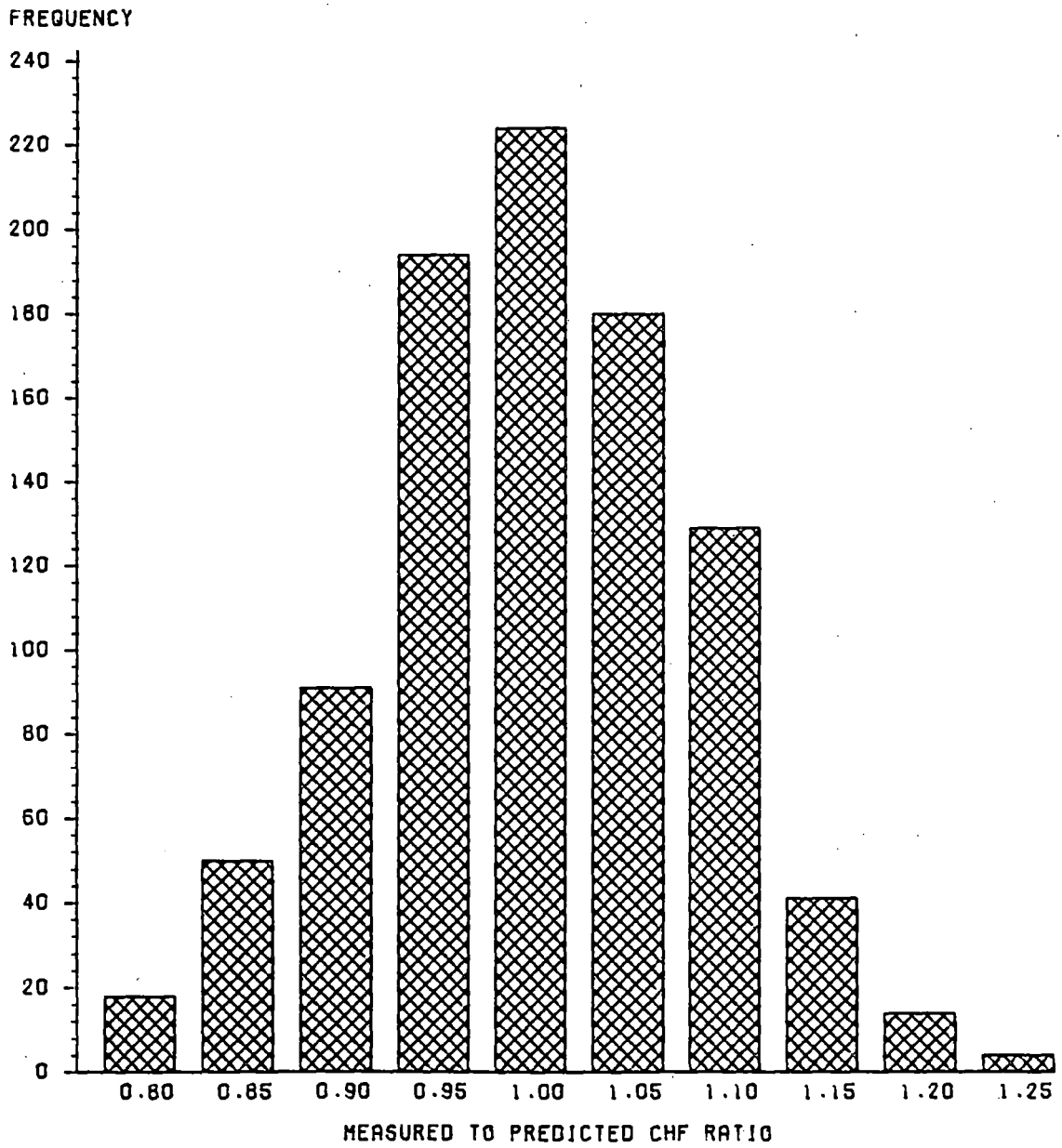

Figure 4.6 - Histogram of Measured-to-Predicted CHF Ratios

TABLE 4.1

MEASURED-TO-PREDICTED CRITICAL HEAT FLUX RATIO STATISTICS
BY AXIAL POWER PROFILE

Axial Profile	# of Observations	M/P Mean	Standard Deviation
Uniform	385	1.002	0.0841
Cosine	176	1.011	0.0841
u*sin(u)	384	0.995	0.0829
Total	945	1.001	0.0838

TABLE 4.2

MEASURED-TO-PREDICTED CRITICAL HEAT FLUX RATIO STATISTICS
BY SUBCHANNEL CELL TYPE

Cell Type	# of Observations	M/P Mean	Standard Deviation
Thimble	207	0.997	0.0832
Typical	738	1.002	0.0839
Total	945	1.001	0.0838

TABLE 4.3

MEASURED-TO-PREDICTED CRITICAL HEAT FLUX RATIO STATISTICS
BY ROD DIAMETER (INCH)

Rod Diameter	# of Observations	M/P Mean	Standard Deviation
0.374"	489	1.013	0.0834
0.422"	456	0.988	0.0822
Total	945	1.001	0.0838

TABLE 4.4

MEASURED-TO-PREDICTED CRITICAL HEAT FLUX RATIO STATISTICS
BY TEST SECTION HEATED LENGTH (FT)

Heated Length	# of Observations	M/P Mean	Standard Deviation
8 ft	335	1.003	0.0846
14 ft	610	1.000	0.0834
Total	945	1.001	0.0838

TABLE 4.5

MEASURED-TO-PREDICTED CRITICAL HEAT FLUX RATIO STATISTICS
BY GRID SPACING (INCHES)

Grid Spacing	# of Observations	M/P Mean	Standard Deviation
13"	35	0.954	0.0716
20"	101	0.987	0.0857
22"	280	1.011	0.0835
26"	424	1.003	0.0834
32"	105	0.994	0.0816
Total	945	1.001	0.0838

TABLE 4.6

COMPARISON OF SUMMARY STATISTICS
FROM VIRGINIA POWER, WESTINGHOUSE AND NRC CALCULATIONS

EPRI Test Section†	Analyst	Code	M/P Mean	M/P Standard Deviation	Number of Points
161 (A-1)	VA Power	COBRA IIIc/MIT	1.0064	0.0630	71
" "	Westinghouse	THINC	0.9964	0.0655	71
" "	NRC	COBRA III	0.9912	0.0640	71
" "	NRC	COBRA IV	0.9910	0.0640	71
160 (A-3)	VA Power	COBRA IIIc/MIT	1.0079	0.0908	65
" "	Westinghouse	THINC	1.0502	0.1020	67
" "	NRC	COBRA IV	1.0360	0.0932	67

†The corresponding Westinghouse label is listed in parentheses.

TABLE 4.7

MEASURED-TO-PREDICTED CRITICAL HEAT FLUX RATIO
SUMMARY STATISTICS FOR ALL TEST SECTIONS

EPRI Test Section†	Number of Points	M/P Mean	M/P Standard Deviation	Axial Power Profile	Rod Diameter (inch)	Grid Spacing (inches)	Heated Length (ft)
124 (A-6)	32	0.9918	0.0528	Cosine	0.422	20	8
125 (A-7)	33	0.9292	0.0588	u*sin(u)	0.422	20	8
127 (A-8)	36	1.0084	0.0892	u*sin(u)	0.422	26	8
131 (A-9)	32	1.0233	0.0788	u*sin(u)	0.422	26	14
132 (A-10)	36	1.0355	0.0988	u*sin(u)	0.422	20	14
133 (A-11)	35	0.9539	0.0716	u*sin(u)	0.422	13	14
134 (A-12)	38	1.0088	0.0802	u*sin(u)	0.422	32	14
139 (A-17)	37	0.9705	0.0873	u*sin(u)	0.422	32	14
140 (A-13)	30	1.0057	0.0712	u*sin(u)	0.422	32	8
146 (A-16)	37	1.0003	0.0576	u*sin(u)	0.422	26	14
148 (A-14)	70	1.0035	0.0786	u*sin(u)	0.422	26	14
153 (A-15)	40	0.9149	0.0558	Uniform	0.422	26	14
156 (A-2)	70	1.0116	0.0780	Uniform	0.374	26	14
157 (A-4)	76	1.0123	0.0788	Uniform	0.374	26	8
158 (A-19)	63	1.0254	0.0941	Uniform	0.374	20	8
160 (A-3)	65	1.0079	0.0908	Uniform	0.374	22	8
161 (A-1)	71	1.0064	0.0630	Uniform	0.374	22	14
162 (A-18)	70	0.9850	0.0757	Cosine	0.374	22	14
164 (A-5)	74	1.0443	0.0917	Cosine	0.374	22	14
---	---	---	---				
Total	945	1.0010	0.0838				

†Westinghouse labels in parentheses.

5.0 Application of the WRB-1 Correlation

Westinghouse has been using the WRB-1 correlation, along with the 1.17 THINC/WRB-1 limit, on 17x17 standard fuel since 1978. In addition, Westinghouse presented data in Reference 8 which showed that the 1.17 DNBR limit provided the necessary 95/95 protection for the 14x14 and 17x17 OFA products, and demonstrated that the limit was also applicable to the 15x15 OFA. The extension of the WRB-1 limit to the OFA product was subsequently approved[9] by the NRC.

Virginia Power's intended application of the WRB-1 correlation will be for analyses of the Westinghouse 17x17 standard "R" grid fuel at North Anna and the Westinghouse 15x15 OFA-type† fuel at Surry. Because no "L" grid data were included in the test population, the WRB-1 correlation will not be applied to 15x15 standard fuel.

Even though only "R" grid data have been examined in this report, Virginia Power has concluded that the use of the COBRA/WRB-1 limit can be extended to Westinghouse OFA-type fuel. COBRA/WRB-1 and THINC/WRB-1 have been shown to perform comparably by the analyses documented herein. The similarity of the COBRA and

---

†Beginning with the Cycle 10 reloads, Virginia Power plans to use a fuel product at Surry which includes additional features such as a removable top nozzle, but is geometrically identical (including the grids) to the Westinghouse 15x15 OFA in the active core region.

THINC codes is well established; Reference 2 was approved in part on the basis of an excellent comparison between the two codes. As a result, the "R" grid COBRA/WRB-1 DNBR limit may also be applied to the Westinghouse OFA-type products. This application would be consistent with the licensed use of THINC/WRB-1.

COBRA/WRB-1 will be applied over the same range of conditions as THINC/WRB-1.

6.0 Conclusions

The WRB-1 CHF correlation has been qualified in Virginia Power's thermal-hydraulics code COBRA IIIc/MIT. Data reduction has shown that the use of a 1.17 DNBR limit provides 95% non-DNB probability at a 95% confidence level. These results are applicable to Westinghouse 15x15 and 17x17 "R" grid fuel and to Westinghouse 14x14, 15x15 and 17x17 OFA-type fuel.

REFERENCES

1. Motley, F. E., et al.: "New Westinghouse Correlation WRB-1 for Predicting Critical Heat Flux in Rod Bundles with Mixing Vane Grids," WCAP-8762-P-A (proprietary) and WCAP-8763-A (non-proprietary) (July, 1984).

2. Sliz, F. W. and K. L. Basehore: "Vepco Reactor Core Thermal-Hydraulic Analysis Using the COBRA IIIC/MIT Computer Code," VEP-FRD-33-A (October, 1983).

3. Fighetti, C. F. and D. G. Reddy: "Parametric Study of CHF Data," EPRI NP-2609, Vol. 3, Part 1 (September, 1982).

4. Rosal, E. R., et al.: "High Pressure Rod Bundle DNB Data with Axially Nonuniform Heat Flux," Nuclear Engineering and Design, Vol. 31 (1974).

5. Anderson, R. C.: "Statistical DNBR Evaluation Methodology," VEP-NE-2 (July, 1985).

6. Letter from J. F. Stolz (NRC) to C. Eicheldinger (Westinghouse), "Staff Evaluation of WCAP-7956, WCAP-8054, WCAP-8567, and WCAP-8762," dated April 19, 1978.

7. "Assessment of the Assumption of Normality (Employing Individual Observed Values)," ANSI N15.15 (1974).

8. Letter from E. P. Rahe (Westinghouse) to C. O. Thomas (NRC), "Basis for the Applicability of the WRB-1 CHF Correlation to 15x15 OFA and 14x14 OFA Fuel, Supplement 1, WCAP-8762 (Proprietary)" and WCAP-8763 (Non-Proprietary), dated November 18, 1983.

9. Letter from C. O. Thomas (NRC) to E. P. Rahe (Westinghouse), "Acceptance for Referencing of Licensing Topical Report - WCAP-8762(P)/WCAP-8763(NP), Supplement 1, 'Basis for the Applicability of the WRB-1 Correlation to 15x15 OFA and 14x14 OFA Fuel,'" dated June 29, 1984.

APPENDIX A

DATA LISTING

TSTSECTN=124

OBS	RUN	MDNBR	MP	HEATFLUX	TIN	PRESSURE	MASSFLUX	EXITQUAL	CHF	ITERATNS	WEST
1	475	1.133	0.88261	0.597	565.2	1565	3.493	0.099	0.9707	9	A-06
2	476	1.081	0.92507	0.688	537.8	1515	3.516	0.073	1.0676	3	A-06
3	477	1.192	0.83893	0.621	572.6	1790	3.712	0.066	1.0625	3	A-06
4	478	1.036	0.96525	0.731	559.9	1790	3.764	0.066	1.0872	3	A-06
5	480	0.964	1.03734	0.770	580.8	2115	3.723	0.068	1.0651	3	A-06
6	481	1.034	0.96712	0.607	599.3	2115	3.149	0.106	0.9005	3	A-06
7	482	0.970	1.03093	0.699	580.1	2115	3.180	0.084	0.9728	3	A-06
8	483	0.938	1.06610	0.757	565.2	2115	3.148	0.068	1.0193	3	A-06
9	484	1.049	0.95329	0.641	623.1	2415	3.643	0.092	0.9649	3	A-06
10	485	0.976	1.02459	0.755	601.3	2415	3.654	0.058	1.0581	3	A-06
11	486	1.068	0.93633	0.578	619.9	2415	3.015	0.104	0.8865	3	A-06
12	487	1.042	0.95969	0.646	598.4	2415	2.983	0.063	0.9662	3	A-06
13	488	1.012	0.98814	0.688	584.7	2415	2.910	0.046	0.9998	3	A-06
14	489	1.026	0.97466	0.640	577.5	2415	2.501	0.052	0.9427	3	A-06
15	490	1.001	0.99900	0.684	562.2	2415	2.483	0.032	0.9831	3	A-06
16	491	0.997	1.00301	0.719	547.6	2415	2.472	0.009	1.0288	3	A-06
17	492	1.017	0.98328	0.571	585.7	2115	2.438	0.121	0.8334	3	A-06
18	493	1.029	0.97182	0.602	574.6	2165	2.454	0.092	0.8894	3	A-06
19	494	0.951	1.05152	0.712	543.1	2115	2.508	0.065	0.9714	3	A-06
20	496	0.980	1.02041	0.663	516.7	1515	2.491	0.105	0.9327	3	A-06
21	497	0.932	1.07296	0.719	502.4	1515	2.511	0.097	0.9614	3	A-06
22	498	0.927	1.07875	0.763	481.3	1515	2.505	0.073	1.0155	3	A-06
23	499	1.044	0.95785	0.586	561.9	2415	1.997	0.060	0.8781	3	A-06
24	500	0.996	1.00402	0.646	539.2	2415	1.991	0.036	0.9235	3	A-06
25	501	0.994	1.00604	0.697	516.1	2415	2.022	-0.003	0.9948	3	A-06
26	502	1.029	0.97182	0.594	544.3	2115	2.004	0.086	0.8772	3	A-06
27	503	0.976	1.02459	0.646	526.8	2115	1.996	0.076	0.9052	3	A-06
28	504	0.944	1.05932	0.719	494.0	2115	1.980	0.045	0.9741	3	A-06
29	505	1.004	0.99602	0.660	496.3	1815	2.025	0.069	0.9510	3	A-06
30	506	0.966	1.03520	0.676	488.2	1815	1.947	0.076	0.9369	3	A-06
31	507	1.025	0.97561	0.574	475.2	1515	1.536	0.137	0.8444	3	A-06
32	508	1.025	0.97561	0.588	455.7	1515	1.488	0.122	0.8653	4	A-06

TSTSECTN=125

OBS	RUN	MDNBR	MP	HEATFLUX	TIN	PRESSURE	MASSFLUX	EXITQUAL	CHF	ITERATNS	WEST
33	510	1.271	0.78678	0.510	554.7	1515	3.537	0.054	1.2091	3	A-07
34	511	1.120	0.89286	0.587	541.7	1515	3.511	0.050	1.2268	3	A-07
35	512	1.122	0.89127	0.542	579.8	1815	3.470	0.066	0.8360	3	A-07
36	513	1.099	0.90992	0.614	558.0	1815	3.568	0.029	1.2587	3	A-07
37	514	1.162	0.86059	0.533	600.0	2115	3.541	0.049	1.1557	3	A-07
38	515	1.027	0.97371	0.622	584.4	2115	3.499	0.038	1.1918	3	A-07
39	516	1.019	0.98135	0.658	571.7	2115	3.482	0.016	1.2509	3	A-07
40	517	1.224	0.81699	0.463	605.9	2145	2.954	0.070	0.7794	4	A-07
41	518	1.070	0.93458	0.573	576.5	2115	3.043	0.029	1.1440	3	A-07
42	519	1.055	0.94787	0.612	560.9	2115	3.019	0.003	1.2049	3	A-07
43	520	1.158	0.86356	0.530	619.9	2415	3.537	0.036	1.1446	3	A-07
44	521	1.082	0.92421	0.610	599.7	2415	3.536	-0.003	1.2311	3	A-07
45	522	1.052	0.95057	0.665	583.1	2415	3.520	-0.037	1.3045	3	A-07
46	523	1.218	0.82102	0.466	620.5	2415	3.053	0.043	1.0588	3	A-07
47	524	1.082	0.92421	0.568	594.1	2415	3.052	-0.002	1.1467	3	A-07
48	525	1.040	0.96154	0.606	582.1	2415	3.004	-0.020	1.1760	3	A-07

TSTSECTN=125

OBS	RUN	MDNBR	MP	HEATFLUX	TIN	PRESSURE	MASSFLUX	EXITQUAL	CHF	ITERATNS	WEST
49	526	1.127	0.88731	0.515	579.8	2390	2.517	-0.015	1.0828	3	A-07
50	527	1.138	0.87873	0.547	560.6	2375	2.522	-0.056	1.1616	3	A-07
51	528	1.112	0.89928	0.600	539.2	2395	2.521	-0.099	1.2446	3	A-07
52	529	1.093	0.91491	0.500	581.1	2135	2.515	0.053	1.0195	3	A-07
53	530	1.063	0.94073	0.542	561.9	2100	2.514	0.028	1.0753	3	A-07
54	531	1.053	0.94967	0.577	544.3	2100	2.506	-0.002	1.1330	4	A-07
55	532	1.060	0.94340	0.555	518.7	1535	2.528	0.053	1.0975	4	A-07
56	533	1.028	0.97276	0.595	498.5	1525	2.507	0.032	1.1408	4	A-07
57	534	0.982	1.01833	0.634	483.9	1525	2.482	0.022	1.1614	5	A-07
58	535	1.113	0.89847	0.475	566.4	2400	1.994	-0.010	0.9860	3	A-07
59	536	1.040	0.96154	0.537	544.7	2395	2.037	-0.039	1.0421	3	A-07
60	537	1.009	0.99108	0.584	523.2	2415	2.040	-0.078	1.0994	3	A-07
61	538	1.054	0.94877	0.508	544.0	2115	1.997	0.026	0.9989	4	A-07
62	539	1.019	0.98135	0.560	519.3	2100	2.025	-0.006	1.0648	4	A-07
63	540	1.006	0.99404	0.581	505.0	2095	1.994	-0.022	1.0905	4	A-07
64	541	1.001	0.99900	0.560	503.1	1825	1.987	0.028	1.0455	4	A-07
65	542	0.958	1.04384	0.608	484.3	1815	2.016	0.012	1.0861	4	A-07

TSTSECTN=127

OBS	RUN	MDNBR	MP	HEATFLUX	TIN	PRESSURE	MASSFLUX	EXITQUAL	CHF	ITERATNS	WEST
66	550	1.106	0.90416	0.508	558.0	1515	3.548	0.067	1.0648	3	A-08
67	551	1.027	0.97371	0.590	532.3	1515	3.543	0.036	1.1476	4	A-08
68	552	1.085	0.92166	0.528	572.6	1815	3.549	0.045	1.0851	3	A-08
69	553	1.013	0.98717	0.589	558.0	1815	3.530	0.031	1.1304	4	A-08
70	554	1.065	0.93897	0.512	600.7	2115	3.526	0.052	1.0330	3	A-08
71	555	0.997	1.00301	0.569	587.6	2115	3.489	0.036	1.0747	3	A-08
72	556	1.007	0.99305	0.640	562.6	2115	3.533	-0.012	1.2213	3	A-08
73	557	1.057	0.94607	0.484	594.8	2115	3.046	0.053	0.9691	3	A-08
74	558	1.023	0.97752	0.524	581.4	2115	3.021	0.033	1.0158	3	A-08
75	559	0.993	1.00705	0.576	563.8	2115	3.017	0.006	1.0840	4	A-08
76	560	1.055	0.94787	0.499	624.5	2415	3.518	0.051	0.9975	3	A-08
77	561	1.060	0.94340	0.551	604.9	2415	3.521	-0.001	1.1066	3	A-08
78	562	1.052	0.95057	0.605	585.7	2415	3.506	-0.044	1.2061	3	A-08
79	563	1.138	0.87873	0.451	616.3	2415	3.050	0.028	0.9720	3	A-08
80	564	1.056	0.94697	0.497	605.2	2415	3.006	0.015	0.9947	3	A-08
81	565	1.084	0.92251	0.544	582.4	2415	3.034	-0.045	1.1173	3	A-08
82	566	1.060	0.94340	0.479	583.1	2365	2.502	-0.004	0.9620	3	A-08
83	567	1.031	0.96993	0.523	564.5	2365	2.484	-0.038	1.0216	3	A-08
84	568	1.023	0.97752	0.569	546.3	2415	2.493	-0.087	1.1023	3	A-08
85	569	1.048	0.95420	0.455	584.4	2115	2.503	0.054	0.9031	3	A-08
86	570	1.037	0.96432	0.491	563.2	2045	2.511	0.029	0.9645	4	A-08
87	571	0.992	1.00806	0.543	547.6	2115	2.493	-0.003	1.0202	4	A-08
88	572	0.939	1.06496	0.540	520.3	1535	2.486	0.065	0.9602	4	A-08
89	573	0.880	1.13636	0.575	510.5	1515	2.459	0.068	0.9582	5	A-08
90	574	0.877	1.14025	0.620	487.5	1515	2.506	0.036	1.0306	5	A-08
91	575	0.905	1.10497	0.541	503.4	1815	1.978	0.035	0.9272	5	A-08
92	576	0.883	1.13250	0.577	485.2	1815	1.976	0.017	0.9654	5	A-08
93	577	0.978	1.02249	0.487	543.7	2115	2.015	0.022	0.9022	4	A-08
94	578	0.971	1.02987	0.520	521.3	2115	1.983	-0.011	0.9569	4	A-08
95	579	0.898	1.11359	0.544	503.1	1815	1.979	0.037	0.9258	5	A-08
96	580	0.986	1.01420	0.555	499.8	2115	2.006	-0.050	1.0363	4	A-08

TSTSECTN=127

OBS	RUN	MDNBR	MP	HEATFLUX	TIN	PRESSURE	MASSFLUX	EXITQUAL	CHF	ITERATNS	WEST
97	581	1.021	0.97943	0.462	564.2	2415	2.001	-0.021	0.8940	3	A-08
98	582	1.015	0.98522	0.493	545.7	2415	1.997	-0.057	0.9478	3	A-08
99	583	0.989	1.01112	0.541	521.6	2415	1.998	-0.094	1.0131	3	A-08
100	585	0.819	1.22100	0.524	464.5	1515	1.467	0.116	0.8132	5	A-08
101	586	0.777	1.28700	0.564	444.0	1515	1.480	0.104	0.8299	5	A-08

TSTSECTN=131

OBS	RUN	MDNBR	MP	HEATFLUX	TIN	PRESSURE	MASSFLUX	EXITQUAL	CHF	ITERATNS	WEST
102	619	0.954	1.04822	0.455	604.2	2395	3.450	0.155	0.4915	4	A-09
103	620	0.935	1.06952	0.423	601.3	2395	3.007	0.172	0.4475	4	A-09
104	622	0.938	1.06610	0.443	567.4	2125	2.949	0.146	0.4703	4	A-09
105	623	0.956	1.04603	0.387	566.1	2125	2.422	0.168	0.4189	4	A-09
106	624	0.943	1.06045	0.429	563.2	2395	2.442	0.149	0.4580	4	A-09
107	625	0.863	1.15875	0.543	575.6	2405	3.413	0.136	0.5301	4	A-09
108	626	0.927	1.07875	0.479	569.4	2375	2.941	0.134	0.5026	4	A-09
109	627	0.888	1.12613	0.546	541.1	2405	2.933	0.107	0.5488	4	A-09
110	628	0.965	1.03627	0.478	532.0	2415	2.463	0.101	0.5223	4	A-09
111	629	0.901	1.10988	0.538	502.4	2415	2.470	0.085	0.5488	4	A-09
112	630	1.022	0.97847	0.360	561.9	2415	1.960	0.165	0.4164	4	A-09
113	631	0.995	1.00503	0.407	525.2	2405	1.952	0.127	0.4586	4	A-09
114	632	1.078	0.92764	0.327	561.2	2100	1.969	0.175	0.3988	4	A-09
115	633	0.998	1.00200	0.382	524.8	2095	1.949	0.156	0.4313	4	A-09
116	634	0.928	1.07759	0.461	492.1	2405	1.964	0.109	0.4841	4	A-09
117	635	0.917	1.09051	0.467	474.5	2115	1.997	0.124	0.4848	4	A-09
118	636	0.944	1.05932	0.520	487.2	2125	2.468	0.092	0.5555	4	A-09
119	639	0.936	1.06838	0.517	528.7	2085	2.972	0.110	0.5479	4	A-09
120	640	0.988	1.01215	0.468	555.4	1815	3.486	0.133	0.5232	4	A-09
121	641	0.959	1.04275	0.520	532.7	1795	3.463	0.119	0.5642	4	A-09
122	642	1.020	0.98039	0.536	520.6	1800	3.494	0.096	0.6189	4	A-09
123	643	1.018	0.98232	0.516	515.1	1515	3.528	0.123	0.5947	4	A-09
124	644	1.021	0.97943	0.456	483.6	1490	2.467	0.145	0.5271	4	A-09
125	645	1.034	0.96712	0.501	449.2	1490	2.483	0.112	0.5863	4	A-09
126	646	1.033	0.96805	0.447	441.4	1515	1.996	0.140	0.5227	4	A-09
127	647	1.264	0.79114	0.284	561.9	1805	1.942	0.180	0.4063	4	A-09
128	648	0.937	1.06724	0.426	520.9	1500	2.513	0.188	0.4516	4	A-09
129	649	0.961	1.04058	0.359	527.1	1505	1.937	0.235	0.3906	4	A-09
130	650	1.021	0.97943	0.409	479.1	1502	2.004	0.174	0.4727	4	A-09
131	651	1.166	0.85763	0.352	514.1	1805	1.952	0.144	0.4647	4	A-09
132	652	1.087	0.91996	0.408	479.7	1785	2.001	0.125	0.5021	4	A-09
133	653	0.872	1.14679	0.412	605.2	2105	3.464	0.182	0.4069	4	A-09

TSTSECTN=132

OBS	RUN	MDNBR	MP	HEATFLUX	TIN	PRESSURE	MASSFLUX	EXITQUAL	CHF	ITERATNS	WEST
134	654	0.892	1.12108	0.475	563.2	1515	3.421	0.213	0.4467	4	A-10
135	655	0.924	1.08225	0.427	607.2	2095	3.439	0.203	0.4160	4	A-10
136	656	1.025	0.97561	0.428	605.5	2405	2.950	0.197	0.4624	4	A-10
137	657	1.111	0.90009	0.390	601.3	2205	2.978	0.181	0.4567	4	A-10
138	658	0.991	1.00908	0.461	567.7	2105	2.942	0.167	0.4817	4	A-10
139	659	1.024	0.97656	0.470	563.8	1805	3.442	0.160	0.5074	4	A-10
140	660	0.962	1.03950	0.476	606.5	2375	3.418	0.189	0.4826	4	A-10
141	661	0.914	1.09409	0.514	594.5	2400	3.349	0.184	0.4951	4	A-10
142	662	0.912	1.09649	0.561	576.5	2400	3.395	0.157	0.5395	4	A-10
143	663	0.850	1.17647	0.566	560.3	2115	3.456	0.162	0.5073	4	A-10
144	664	0.883	1.13250	0.575	545.0	2400	2.930	0.149	0.5354	4	A-10
145	665	0.872	1.14679	0.580	523.6	2115	2.969	0.144	0.5329	4	A-10
146	666	0.847	1.18064	0.570	526.5	1490	3.486	0.187	0.5091	4	A-10
147	667	0.913	1.09529	0.573	529.7	1800	3.464	0.145	0.5516	4	A-10
148	668	0.855	1.16959	0.576	484.6	2100	2.470	0.148	0.5188	4	A-10
149	669	0.912	1.09649	0.572	502.4	2385	2.493	0.125	0.5497	4	A-10
150	670	0.917	1.09051	0.508	573.6	2390	2.918	0.177	0.4913	4	A-10
151	671	0.966	1.03520	0.457	563.2	2385	2.438	0.184	0.4655	4	A-10
152	672	0.920	1.08696	0.510	538.5	2400	2.453	0.165	0.4945	4	A-10
153	673	1.246	0.80257	0.358	560.3	2400	1.947	0.160	0.4700	4	A-10
154	674	0.935	1.06952	0.461	518.7	2400	1.962	0.188	0.4544	4	A-10
155	675	0.957	1.04493	0.497	482.0	2405	1.937	0.143	0.5016	4	A-10
156	676	0.918	1.08932	0.480	482.6	2095	1.951	0.178	0.4642	4	A-10
157	677	0.997	1.00301	0.413	563.8	2105	2.415	0.193	0.4341	4	A-10
158	678	0.926	1.07991	0.492	527.4	2105	2.469	0.167	0.4802	4	A-10
159	679	1.054	0.94877	0.410	520.3	2105	1.946	0.178	0.4554	4	A-10
160	680	1.188	0.84175	0.329	568.1	2105	1.918	0.207	0.4120	4	A-10
161	681	1.169	0.85543	0.367	525.2	1800	1.932	0.192	0.4523	4	A-10
162	682	1.114	0.89767	0.331	562.9	1800	1.941	0.239	0.3886	4	A-10
163	683	0.925	1.08108	0.403	525.8	1500	1.925	0.282	0.3929	4	A-10
164	684	0.872	1.14679	0.476	522.2	1495	2.511	0.233	0.4377	4	A-10
165	685	1.134	0.88183	0.423	486.2	1800	1.984	0.156	0.5057	4	A-10
166	686	0.944	1.05932	0.501	488.2	1500	2.444	0.193	0.4987	4	A-10
167	687	0.968	1.03306	0.444	484.3	1500	1.961	0.231	0.4529	4	A-10
168	688	1.019	0.98135	0.486	442.1	1500	2.010	0.179	0.5221	4	A-10
169	689	1.044	0.95785	0.512	464.1	1500	2.452	0.152	0.5636	4	A-10

TSTSECTN=133

OBS	RUN	MDNBR	MP	HEATFLUX	TIN	PRESSURE	MASSFLUX	EXITQUAL	CHF	ITERATNS	WEST
170	690	0.949	1.05374	0.501	560.5	1500	3.425	0.221	0.5388	5	A-11
171	691	1.043	0.95877	0.402	607.0	2100	2.955	0.228	0.4753	5	A-11
172	692	0.935	1.06952	0.459	606.0	2100	3.407	0.221	0.4869	5	A-11
173	693	1.056	0.94697	0.445	609.0	2400	2.960	0.221	0.5329	5	A-11
174	694	0.993	1.00705	0.491	569.0	2105	2.971	0.187	0.5527	5	A-11
175	695	1.177	0.84962	0.387	568.0	2405	1.959	0.219	0.5164	5	A-11
176	696	1.158	0.86356	0.463	509.0	2405	1.997	0.138	0.6081	5	A-11
177	697	1.035	0.96618	0.494	478.0	2105	1.961	0.170	0.5796	5	A-11
178	698	1.014	0.98619	0.449	560.0	2115	2.434	0.210	0.5163	5	A-11
179	699	1.079	0.92678	0.437	519.0	2105	1.961	0.199	0.5348	5	A-11
180	700	1.148	0.87108	0.370	563.0	2110	1.938	0.236	0.4816	5	A-11
181	701	1.097	0.91158	0.471	560.0	2400	2.477	0.171	0.5858	5	A-11

TSTSECTN=133

OBS	RUN	MDNBR	MP	HEATFLUX	TIN	PRESSURE	MASSFLUX	EXITQUAL	CHF	ITERATNS	WEST
182	703	1.259	0.79428	0.337	566.0	1805	1.967	0.243	0.4812	5	A-11
183	704	1.124	0.88968	0.399	523.0	1500	1.917	0.267	0.5083	5	A-11
184	705	1.010	0.99010	0.470	527.5	1500	2.518	0.232	0.5382	5	A-11
185	708	1.022	0.97847	0.510	447.0	1500	2.008	0.208	0.5911	5	A-11
186	709	1.016	0.98425	0.566	536.0	1830	3.445	0.146	0.6518	5	A-11
187	710	0.980	1.02041	0.497	569.0	1815	3.412	0.189	0.5521	5	A-11
188	711	1.037	0.96432	0.488	609.0	2400	3.404	0.199	0.5740	5	A-11
189	712	1.060	0.94340	0.532	586.0	2400	3.392	0.158	0.6396	5	A-11
190	713	1.079	0.92678	0.551	576.0	2400	3.408	0.137	0.6740	5	A-11
191	714	0.987	1.01317	0.540	570.0	2115	3.455	0.164	0.6045	5	A-11
192	715	1.083	0.92336	0.548	550.0	2415	2.935	0.124	0.6732	5	A-11
193	716	0.985	1.01523	0.558	534.0	2100	2.949	0.152	0.6231	5	A-11
194	717	0.909	1.10011	0.563	537.0	1525	3.446	0.199	0.5805	5	A-11
195	718	1.078	0.92764	0.562	504.0	2400	2.507	0.100	0.6868	5	A-11
196	719	1.072	0.93284	0.509	573.0	2404	2.947	0.160	0.6183	5	A-11
197	720	1.103	0.90662	0.497	541.0	2400	2.468	0.144	0.6216	5	A-11
198	721	0.979	1.02145	0.515	527.0	2100	2.499	0.177	0.5718	5	A-11
199	722	0.986	1.01420	0.561	493.0	2100	2.463	0.146	0.6271	5	A-11
200	723	1.126	0.88810	0.505	477.0	2405	1.992	0.108	0.6449	5	A-11
201	724	0.969	1.03199	0.533	486.0	1495	2.468	0.206	0.5857	5	A-11
202	725	0.979	1.02145	0.554	469.0	1505	2.469	0.188	0.6152	5	A-11
203	726	1.196	0.83612	0.415	443.0	1500	1.531	0.236	0.5627	5	A-11
204	727	1.174	0.85179	0.376	489.0	1505	1.463	0.298	0.5003	5	A-11

TSTSECTN=134

OBS	RUN	MDNBR	MP	HEATFLUX	TIN	PRESSURE	MASSFLUX	EXITQUAL	CHF	ITERATNS	WEST
205	728	1.020	0.98039	0.399	561.2	1510	3.393	0.170	0.4292	4	A-12
206	729	1.019	0.98135	0.423	562.9	1800	3.408	0.136	0.4548	4	A-12
207	730	0.869	1.15075	0.384	606.8	2095	3.369	0.182	0.3258	4	A-12
208	731	0.871	1.14811	0.393	607.2	2125	3.433	0.178	0.3342	4	A-12
209	732	0.954	1.04822	0.444	603.3	2405	3.437	0.149	0.4468	4	A-12
210	733	0.894	1.11857	0.410	602.6	2385	2.985	0.176	0.3579	4	A-12
211	734	1.001	0.99900	0.346	600.0	2115	2.895	0.171	0.3382	4	A-12
212	735	0.912	1.09649	0.444	559.9	2100	2.942	0.139	0.3954	4	A-12
213	736	0.872	1.14679	0.486	565.8	2405	2.927	0.135	0.4472	4	A-12
214	737	0.919	1.08814	0.418	562.2	2400	2.411	0.147	0.4050	4	A-12
215	738	0.951	1.05152	0.378	560.9	2100	2.403	0.159	0.3510	4	A-12
216	739	0.839	1.19190	0.557	565.2	2405	3.420	0.123	0.4929	4	A-12
217	740	1.035	0.96618	0.489	442.7	1490	2.444	0.105	0.5734	4	A-12
218	741	0.982	1.01833	0.530	482.6	2385	2.477	0.034	0.5894	4	A-12
219	742	0.950	1.05263	0.506	481.0	2100	2.443	0.083	0.5069	4	A-12
220	743	0.992	1.00806	0.567	483.6	1500	3.538	0.098	0.6369	4	A-12
221	744	1.010	0.99010	0.496	516.7	1500	3.502	0.126	0.5678	4	A-12
222	745	1.041	0.96061	0.518	519.7	1800	3.494	0.089	0.5691	4	A-12
223	746	0.972	1.02881	0.542	521.9	2405	2.930	0.055	0.5969	4	A-12
224	747	1.113	0.89847	0.507	525.8	2405	2.949	0.024	0.6393	4	A-12
225	748	0.974	1.02669	0.470	522.6	2405	2.430	0.084	0.4828	4	A-12
226	749	0.939	1.06496	0.465	563.2	2105	3.249	0.126	0.4606	4	A-12
227	750	1.037	0.96432	0.318	559.3	2085	1.932	0.176	0.3219	4	A-12
228	751	1.189	0.84104	0.327	557.7	2385	1.952	0.116	0.4101	4	A-12
229	752	1.020	0.98039	0.401	513.8	2410	1.934	0.099	0.4313	4	A-12

TSTSECTN=134

OBS	RUN	MDNBR	MP	HEATFLUX	TIN	PRESSURE	MASSFLUX	EXITQUAL	CHF	ITERATNS	WEST
230	753	1.020	0.98039	0.378	514.1	2105	1.936	0.133	0.4066	4	A-12
231	754	0.983	1.01729	0.447	517.7	2105	2.452	0.107	0.4637	4	A-12
232	755	1.008	0.99206	0.428	475.5	2090	1.965	0.099	0.4553	4	A-12
233	756	1.021	0.97943	0.443	478.1	2425	1.949	0.052	0.5125	4	A-12
234	757	1.003	0.99701	0.399	514.1	1485	2.411	0.175	0.4222	4	A-12
235	758	0.981	1.01937	0.452	481.0	1505	2.450	0.145	0.4679	4	A-12
236	759	1.049	0.95329	0.340	520.0	1505	1.934	0.206	0.3764	4	A-12
237	760	1.128	0.88652	0.335	522.2	1800	1.937	0.154	0.3986	4	A-12
238	761	1.079	0.92678	0.393	481.0	1800	1.977	0.122	0.4474	4	A-12
239	762	1.078	0.92764	0.377	480.0	1500	1.930	0.167	0.4288	4	A-12
240	763	1.060	0.94340	0.421	440.6	1500	1.938	0.137	0.4706	4	A-12
241	764	1.162	0.86059	0.281	561.9	1800	1.890	0.193	0.3189	4	A-12
242	765	0.953	1.04932	0.479	562.6	2105	3.398	0.119	0.4815	4	A-12

TSTSECTN=139

OBS	RUN	MDNBR	MP	HEATFLUX	TIN	PRESSURE	MASSFLUX	EXITQUAL	CHF	ITERATNS	WEST
243	840	1.201	0.83264	0.365	478.9	1495	1.924	0.140	0.5011	4	A-17
244	841	1.078	0.92764	0.485	439.8	1505	2.403	0.087	0.5976	4	A-17
245	842	1.159	0.86281	0.401	440.5	1500	1.863	0.118	0.5310	4	A-17
246	843	1.074	0.93110	0.430	485.0	1495	2.403	0.130	0.5280	4	A-17
247	844	1.011	0.98912	0.538	494.9	1500	3.466	0.099	0.6217	4	A-17
248	845	1.155	0.86580	0.381	481.7	1805	1.924	0.106	0.5030	4	A-17
249	846	1.060	0.94340	0.413	482.4	2095	1.929	0.088	0.4659	4	A-17
250	847	0.977	1.02354	0.490	485.8	2095	2.380	0.075	0.5095	4	A-17
251	848	0.977	1.02354	0.450	476.2	2395	1.913	0.057	0.5023	4	A-17
252	849	0.914	1.09409	0.526	494.1	2410	2.422	0.051	0.5494	4	A-17
253	850	1.134	0.88183	0.333	517.5	1509	1.880	0.191	0.4020	4	A-17
254	851	1.076	0.92937	0.376	523.6	1495	2.344	0.172	0.4306	4	A-17
255	852	1.044	0.95785	0.491	516.7	1505	3.474	0.115	0.5858	4	A-17
256	853	1.014	0.98619	0.531	517.4	1805	3.462	0.084	0.6152	4	A-17
257	854	1.212	0.82508	0.325	522.9	1805	1.883	0.141	0.4192	4	A-17
258	855	1.097	0.91158	0.370	510.9	2075	1.899	0.113	0.4321	4	A-17
259	856	0.991	1.00908	0.436	520.9	2095	2.372	0.107	0.4599	4	A-17
260	857	0.954	1.04822	0.508	521.9	2105	2.886	0.087	0.5160	4	A-17
261	858	0.946	1.05708	0.470	526.3	2405	2.393	0.085	0.5082	4	A-17
262	859	1.015	0.98522	0.399	514.1	2395	1.890	0.096	0.4312	4	A-17
263	860	1.273	0.78555	0.271	563.0	1800	1.845	0.180	0.3671	4	A-17
264	861	1.063	0.94073	0.423	560.9	1815	3.359	0.124	0.4786	4	A-17
265	862	1.061	0.94251	0.388	564.2	1505	3.328	0.168	0.4380	4	A-17
266	863	1.069	0.93545	0.373	555.4	2100	2.379	0.128	0.4244	4	A-17
267	864	0.989	1.01112	0.429	563.1	2100	2.934	0.123	0.4514	4	A-17
268	865	0.950	1.05263	0.484	562.1	2105	3.375	0.112	0.4894	4	A-17
269	866	1.203	0.83126	0.297	561.4	2100	1.869	0.151	0.3804	4	A-17
270	867	1.072	0.93284	0.334	564.4	2400	1.895	0.145	0.3812	4	A-17
271	868	0.989	1.01112	0.399	565.9	2405	2.356	0.128	0.4199	4	A-17
272	869	0.927	1.07875	0.472	566.3	2405	2.880	0.113	0.4657	4	A-17
273	870	0.945	1.05820	0.400	603.9	2405	2.918	0.163	0.4025	4	A-17
274	871	0.947	1.05597	0.449	601.1	2405	3.385	0.139	0.4528	4	A-17
275	872	0.918	1.08932	0.390	605.1	2105	3.375	0.169	0.3526	4	A-17
276	873	1.066	0.93809	0.330	602.8	2085	2.844	0.166	0.3745	4	A-17
277	874	0.880	1.13636	0.550	563.1	2410	3.372	0.099	0.5151	4	A-17

TSTSECTN=139

OBS	RUN	MDNBR	MP	HEATFLUX	TIN	PRESSURE	MASSFLUX	EXITQUAL	CHF	ITERATNS	WEST
278	875	0.906	1.10375	0.550	525.2	2405	2.885	0.065	0.5698	4	A-17
279	876	1.087	0.91996	0.429	482.1	1500	2.382	0.126	0.5330	4	A-17

TSTSECTN=140

OBS	RUN	MDNBR	MP	HEATFLUX	TIN	PRESSURE	MASSFLUX	EXITQUAL	CHF	ITERATNS	WEST
280	878	1.270	0.78740	0.435	559.1	1495	3.530	0.070	1.0225	4	A-13
281	879	1.054	0.94877	0.541	538.6	1515	3.506	0.061	1.0554	4	A-13
282	880	1.153	0.86730	0.470	577.6	1805	3.507	0.064	1.0035	4	A-13
283	881	1.074	0.93110	0.551	553.4	1790	3.527	0.037	1.0959	4	A-13
284	882	1.064	0.93985	0.497	598.2	2115	3.514	0.065	0.6338	3	A-13
285	883	1.034	0.96712	0.553	579.8	2100	3.519	0.037	1.0581	4	A-13
286	884	0.988	1.01215	0.625	559.6	2095	3.504	0.012	1.1431	4	A-13
287	886	1.011	0.98912	0.547	603.7	2400	3.493	0.033	1.0238	3	A-13
288	888	1.046	0.95602	0.456	616.1	2395	3.023	0.070	0.8827	3	A-13
289	889	0.990	1.01010	0.506	601.1	2405	2.993	0.046	0.9271	4	A-13
290	890	1.011	0.98912	0.540	583.4	2405	2.984	0.003	1.0103	4	A-13
291	891	1.070	0.93458	0.454	595.5	2085	3.027	0.077	0.8994	3	A-13
292	892	0.969	1.03199	0.515	582.8	2120	2.996	0.066	0.9240	4	A-13
293	893	0.987	1.01317	0.508	581.6	2115	2.965	0.063	0.9277	4	A-13
294	894	0.940	1.06383	0.567	565.0	2095	3.019	0.046	0.9864	4	A-13
295	895	0.983	1.01729	0.475	537.8	1505	2.501	0.109	0.8644	4	A-13
296	896	0.984	1.01626	0.492	524.6	1500	2.490	0.092	0.8958	5	A-13
297	897	0.879	1.13766	0.575	497.1	1495	2.505	0.078	0.9357	5	A-13
298	898	0.967	1.03413	0.463	582.2	2115	2.486	0.089	0.8285	4	A-13
299	899	0.952	1.05042	0.501	563.0	2095	2.485	0.063	0.8826	4	A-13
300	900	0.887	1.12740	0.574	540.5	2100	2.515	0.041	0.9429	5	A-13
301	901	0.918	1.08932	0.525	577.8	2405	2.530	0.035	0.8922	4	A-13
302	902	0.971	1.02987	0.537	561.8	2405	2.508	-0.011	0.9649	4	A-13
303	903	0.939	1.06496	0.593	541.3	2405	2.519	-0.041	1.0304	4	A-13
304	904	1.003	0.99701	0.457	562.4	2405	2.032	0.013	0.8485	4	A-13
305	905	0.976	1.02459	0.502	539.7	2405	2.028	-0.022	0.9066	4	A-13
306	906	0.938	1.06610	0.540	522.5	2395	2.019	-0.037	0.9378	4	A-13
307	907	0.945	1.05820	0.453	560.2	2105	2.034	0.087	0.7924	5	A-13
308	908	1.002	0.99800	0.465	542.2	2090	2.044	0.045	0.8622	4	A-13
309	909	0.981	1.01937	0.510	515.6	2095	2.009	0.011	0.9264	4	A-13

TSTSECTN=146

OBS	RUN	MDNBR	MP	HEATFLUX	TIN	PRESSURE	MASSFLUX	EXITQUAL	CHF	ITERATNS	WEST
310	1097	1.060	0.94340	0.411	561.9	1505	3.411	0.163	0.4965	4	A-16
311	1098	0.988	1.01215	0.508	519.0	1495	3.385	0.131	0.5719	4	A-16
312	1099	1.041	0.96061	0.435	563.5	1795	3.376	0.132	0.5161	4	A-16
313	1100	0.976	1.02459	0.509	535.9	1805	3.377	0.112	0.5664	4	A-16
314	1101	1.078	0.92764	0.391	599.0	2095	3.410	0.140	0.4804	4	A-16
315	1102	0.960	1.04167	0.493	564.5	2105	3.378	0.115	0.5394	4	A-16
316	1103	1.004	0.99602	0.452	602.9	2400	3.449	0.130	0.5173	4	A-16
317	1104	0.965	1.03627	0.492	587.9	2400	3.415	0.116	0.5411	4	A-16
318	1105	1.039	0.96246	0.404	598.7	2395	2.917	0.139	0.4785	4	A-16
319	1106	0.930	1.07527	0.492	565.8	2400	2.918	0.113	0.5216	4	A-16

TSTSECTN=146

OBS	RUN	MDNBR	MP	HEATFLUX	TIN	PRESSURE	MASSFLUX	EXITQUAL	CHF	ITERATNS	WEST
320	1107	0.983	1.01729	0.426	563.5	2395	2.434	0.126	0.4772	4	A-16
321	1108	0.925	1.08108	0.511	516.7	2395	2.443	0.081	0.5390	4	A-16
322	1109	1.033	0.96805	0.365	561.9	2395	1.978	0.149	0.4297	4	A-16
323	1111	0.960	1.04167	0.477	478.1	2415	1.963	0.061	0.5219	4	A-16
324	1112	0.982	1.01833	0.502	444.0	2395	1.928	0.021	0.5622	4	A-16
325	1113	1.087	0.91996	0.346	602.0	2095	2.897	0.162	0.4286	4	A-16
326	1114	1.055	0.94787	0.434	560.6	2095	2.922	0.112	0.5218	4	A-16
327	1115	0.909	1.10011	0.523	529.1	2090	2.906	0.107	0.5419	4	A-16
328	1116	1.069	0.93545	0.390	557.3	2115	2.431	0.129	0.4753	4	A-16
329	1117	0.968	1.03306	0.453	527.1	2095	2.424	0.118	0.4998	4	A-16
330	1118	0.905	1.10497	0.524	494.0	2135	2.440	0.095	0.5404	4	A-16
331	1119	1.094	0.91408	0.334	557.3	2095	1.936	0.164	0.4163	4	A-16
332	1120	0.970	1.03093	0.404	520.3	2100	1.968	0.146	0.4468	4	A-16
333	1121	0.933	1.07181	0.448	485.9	2100	1.934	0.125	0.4767	4	A-16
334	1122	0.910	1.09890	0.532	485.9	2115	2.433	0.089	0.5518	4	A-16
335	1123	0.941	1.06270	0.508	439.2	2095	1.973	0.077	0.5452	4	A-16
336	1124	1.028	0.97276	0.405	523.6	1505	2.427	0.173	0.4745	4	A-16
337	1125	1.008	0.99206	0.464	484.9	1495	2.445	0.141	0.5329	4	A-16
338	1126	1.008	0.99206	0.513	445.0	1515	2.412	0.104	0.5897	4	A-16
339	1127	1.124	0.88968	0.352	524.2	1795	1.933	0.156	0.4509	4	A-16
340	1129	0.965	1.03627	0.473	442.7	1800	1.931	0.115	0.5202	4	A-16
341	1130	1.020	0.98039	0.411	564.2	1505	3.354	0.173	0.4778	4	A-16
342	1131	1.080	0.92593	0.355	520.0	1490	1.945	0.200	0.4370	4	A-16
343	1132	1.061	0.94251	0.363	524.8	1815	1.946	0.165	0.4392	4	A-16
344	1133	1.050	0.95238	0.409	475.5	1505	1.938	0.164	0.4896	4	A-16
345	1134	1.004	0.99602	0.453	442.4	1495	1.938	0.146	0.5187	4	A-16
346	1135	0.996	1.00402	0.501	402.3	1515	1.962	0.109	0.5690	4	A-16

TSTSECTN=148

OBS	RUN	MDNBR	MP	HEATFLUX	TIN	PRESSURE	MASSFLUX	EXITQUAL	CHF	ITERATNS	WEST
347	1177	0.982	1.01833	0.406	605.5	2405	2.990	0.166	0.4522	4	A-14
348	1178	0.908	1.10132	0.468	577.5	2410	2.883	0.146	0.4817	4	A-14
349	1179	0.971	1.02987	0.532	537.5	2400	2.931	0.078	0.5860	4	A-14
350	1180	0.940	1.06383	0.365	604.6	2115	2.961	0.187	0.3891	4	A-14
351	1181	0.914	1.09409	0.441	569.1	2105	2.933	0.152	0.4570	4	A-14
352	1183	1.002	0.99800	0.323	602.6	2115	2.489	0.198	0.3670	4	A-14
353	1184	0.994	1.00604	0.388	562.6	2100	2.450	0.155	0.4372	4	A-14
354	1185	0.972	1.02881	0.463	522.6	2115	2.489	0.114	0.5103	4	A-14
355	1186	0.962	1.03950	0.514	490.1	2105	2.488	0.087	0.5607	4	A-14
356	1187	0.915	1.09290	0.597	445.6	2100	2.520	0.058	0.6196	4	A-14
357	1188	1.018	0.98232	0.356	604.2	2405	2.497	0.182	0.4111	4	A-14
358	1189	0.979	1.02145	0.428	562.9	2395	2.478	0.133	0.4751	4	A-14
359	1190	0.972	1.02881	0.481	530.1	2395	2.482	0.094	0.5304	4	A-14
360	1191	0.896	1.11607	0.541	503.4	2395	2.495	0.084	0.5496	4	A-14
361	1192	0.948	1.05485	0.606	453.1	2415	2.510	0.008	0.6512	4	A-14
362	1193	1.094	0.91408	0.305	600.7	2405	2.013	0.197	0.3783	4	A-14
363	1194	1.188	0.84175	0.367	540.4	2400	2.016	0.088	0.4943	4	A-14
364	1195	1.007	0.99305	0.419	517.7	2395	1.987	0.109	0.4784	4	A-14
365	1196	1.129	0.88574	0.454	468.4	2400	1.994	0.013	0.5811	4	A-14
366	1197	0.927	1.07875	0.495	469.7	2410	2.001	0.075	0.5202	4	A-14
367	1198	1.073	0.93197	0.275	602.6	2115	1.978	0.222	0.3347	4	A-14

TSTSECTN=148

OBS	RUN	MDNBR	MP	HEATFLUX	TIN	PRESSURE	MASSFLUX	EXITQUAL	CHF	ITERATNS	NEST
368	1199	1.060	0.94340	0.337	559.3	2115	1.997	0.170	0.4050	4	A-14
369	1200	1.015	0.98522	0.386	524.8	2100	1.989	0.145	0.4440	4	A-14
370	1201	0.981	1.01937	0.458	474.5	2105	2.014	0.103	0.5095	4	A-14
371	1202	0.962	1.03950	0.491	447.9	2095	2.001	0.087	0.5355	4	A-14
372	1203	0.971	1.02987	0.388	607.8	2115	3.441	0.169	0.4273	4	A-14
373	1204	0.921	1.08578	0.515	559.6	2100	3.452	0.122	0.5376	4	A-14
374	1205	0.990	1.01010	0.400	601.3	2110	3.437	0.159	0.4491	4	A-14
375	1206	0.887	1.12740	0.471	604.2	2400	3.434	0.167	0.4736	4	A-14
376	1207	0.900	1.11111	0.525	578.5	2400	3.398	0.129	0.5357	4	A-14
377	1208	0.903	1.10742	0.449	557.0	1510	3.430	0.181	0.4599	4	A-14
378	1209	1.040	0.96154	0.461	553.8	1810	3.481	0.123	0.5437	4	A-14
379	1210	1.040	0.96154	0.524	522.9	1790	3.470	0.095	0.6178	4	A-14
380	1211	0.970	1.03093	0.535	510.9	1510	3.505	0.126	0.5884	4	A-14
381	1212	0.922	1.08460	0.370	560.3	1505	2.505	0.226	0.3867	4	A-14
382	1213	0.937	1.06724	0.430	518.7	1500	2.508	0.184	0.4567	4	A-14
383	1214	0.983	1.01729	0.462	488.5	1515	2.487	0.148	0.5152	4	A-14
384	1215	1.041	0.96061	0.499	452.8	1510	2.498	0.107	0.5890	4	A-14
385	1216	0.883	1.13250	0.613	546.0	2405	3.468	0.089	0.6136	4	A-14
386	1217	0.936	1.06838	0.612	517.7	2095	3.496	0.077	0.6493	4	A-14
387	1218	0.860	1.16279	0.632	505.4	2395	3.016	0.068	0.6162	4	A-14
388	1219	0.932	1.07296	0.606	484.6	2105	2.981	0.065	0.6405	4	A-14
389	1220	1.032	0.96899	0.568	483.9	1510	3.473	0.093	0.6646	4	A-14
390	1221	1.000	1.00000	0.613	487.5	1810	3.492	0.067	0.6952	4	A-14
391	1222	1.031	0.96993	0.557	411.4	1505	2.505	0.076	0.6511	4	A-14
392	1223	0.942	1.06157	0.326	563.5	1495	1.997	0.263	0.3481	4	A-14
393	1224	0.973	1.02775	0.361	525.5	1505	1.947	0.228	0.3982	4	A-14
394	1225	1.001	0.99900	0.413	481.3	1500	2.016	0.177	0.4686	4	A-14
395	1226	1.020	0.98039	0.447	443.1	1495	1.986	0.145	0.5169	4	A-14
396	1227	1.058	0.94518	0.478	408.4	1500	1.998	0.106	0.5733	4	A-14
397	1228	1.106	0.90416	0.305	562.6	1815	1.965	0.198	0.3825	4	A-14
398	1229	1.109	0.90171	0.371	507.0	1795	1.971	0.144	0.4667	4	A-14
399	1230	1.075	0.93023	0.403	485.9	1805	1.984	0.129	0.4913	4	A-14
400	1232	1.253	0.79808	0.243	600.3	2400	1.529	0.219	0.3452	4	A-14
401	1233	1.305	0.76628	0.209	608.5	2090	1.476	0.252	0.3092	4	A-14
402	1234	1.089	0.91827	0.314	547.3	2400	1.544	0.176	0.3876	4	A-14
403	1235	1.031	0.96993	0.369	496.9	2405	1.543	0.130	0.4314	4	A-14
404	1236	1.014	0.98619	0.402	459.9	2400	1.529	0.097	0.4621	4	A-14
405	1237	1.117	0.89526	0.316	517.7	2100	1.496	0.171	0.4004	4	A-14
406	1238	1.045	0.95694	0.365	477.5	2100	1.516	0.147	0.4325	4	A-14
407	1239	1.028	0.97276	0.402	441.8	2100	1.528	0.118	0.4684	4	A-14
408	1240	1.020	0.98039	0.280	563.5	1505	1.502	0.315	0.3238	4	A-14
409	1241	1.004	0.99602	0.322	520.6	1500	1.533	0.270	0.3665	4	A-14
410	1242	1.093	0.91491	0.340	480.7	1505	1.513	0.217	0.4212	4	A-14
411	1243	1.101	0.90827	0.386	426.2	1495	1.538	0.167	0.4821	4	A-14
412	1244	1.065	0.93897	0.413	395.8	1510	1.513	0.152	0.4989	4	A-14
413	1245	0.945	1.05820	0.440	566.4	2105	2.928	0.144	0.4713	4	A-14
414	1246	0.895	1.11732	0.532	546.9	2405	2.914	0.110	0.5399	4	A-14
415	1247	0.934	1.07066	0.486	531.7	2400	2.471	0.106	0.5147	4	A-14
416	1248	0.996	1.00402	0.531	523.6	1800	3.443	0.102	0.5996	4	A-14

TSTSECTN=153

OBS	RUN	MDNBR	MP	HEATFLUX	TIN	PRESSURE	MASSFLUX	EXITQUAL	CHF	ITERATNS	WEST
417	1391	0.994	1.00604	0.416	565.8	1505	2.990	0.223	0.4575	4	A-15
418	1392	1.077	0.92851	0.404	572.6	1800	2.981	0.184	0.4817	4	A-15
419	1393	1.165	0.85837	0.356	580.1	1805	2.716	0.192	0.4590	4	A-15
420	1394	1.196	0.83612	0.381	575.9	1810	2.989	0.171	0.5043	4	A-15
421	1395	1.050	0.95238	0.369	606.5	2100	2.962	0.203	0.4289	4	A-15
422	1397	1.058	0.94518	0.429	552.2	2115	2.493	0.163	0.5024	4	A-15
423	1398	1.318	0.75873	0.292	587.6	2100	2.006	0.199	0.4260	4	A-15
424	1399	1.095	0.91324	0.368	548.6	2100	1.986	0.192	0.4460	4	A-15
425	1400	1.007	0.99305	0.428	607.2	2400	2.960	0.206	0.4772	4	A-15
426	1402	1.098	0.91075	0.377	600.7	2400	2.484	0.204	0.4583	4	A-15
427	1403	1.043	0.95877	0.456	557.7	2395	2.491	0.155	0.5262	4	A-15
428	1404	1.068	0.93633	0.395	549.9	2400	1.976	0.180	0.4667	4	A-15
429	1405	1.002	0.99800	0.480	559.3	2105	2.972	0.158	0.5321	4	A-15
430	1406	1.119	0.89366	0.446	516.4	1800	2.489	0.148	0.5522	4	A-15
431	1407	1.079	0.92678	0.494	525.5	1805	2.968	0.139	0.5899	4	A-15
432	1409	1.029	0.97182	0.454	486.5	2105	1.981	0.145	0.5172	4	A-15
433	1410	1.083	0.92336	0.416	493.0	1500	1.996	0.213	0.4988	4	A-15
434	1411	1.007	0.99305	0.487	494.3	1500	2.495	0.188	0.5425	4	A-15
435	1412	1.059	0.94429	0.385	497.9	2405	1.542	0.174	0.4513	4	A-15
436	1413	1.132	0.88339	0.367	486.9	2100	1.530	0.175	0.4600	4	A-15
437	1414	1.103	0.90662	0.426	435.6	2400	1.533	0.084	0.5200	4	A-15
438	1415	1.046	0.95602	0.420	430.4	2100	1.478	0.154	0.4861	4	A-15
439	1416	1.150	0.86957	0.451	384.2	2400	1.507	0.008	0.5740	4	A-15
440	1417	1.113	0.89847	0.448	382.6	2100	1.483	0.089	0.5516	4	A-15
441	1418	1.096	0.91241	0.444	382.9	1815	1.486	0.138	0.5383	4	A-15
442	1419	1.114	0.89767	0.448	373.8	1500	1.501	0.174	0.5523	4	A-15
443	1420	1.169	0.85543	0.401	418.1	1795	1.471	0.153	0.5187	4	A-15
444	1421	1.134	0.88183	0.383	440.8	1500	1.426	0.237	0.4807	4	A-15
445	1422	1.242	0.80515	0.354	460.3	1800	1.447	0.177	0.4867	4	A-15
446	1423	1.102	0.90744	0.348	496.9	1495	1.453	0.288	0.4245	4	A-15
447	1424	1.236	0.80906	0.285	553.5	2095	1.450	0.236	0.3898	4	A-15
448	1425	1.162	0.86059	0.318	546.6	2400	1.473	0.219	0.4089	4	A-15
449	1426	1.138	0.87873	0.404	440.1	2415	1.466	0.085	0.5090	4	A-15
450	1427	1.066	0.93809	0.532	548.6	2405	2.980	0.109	0.6276	4	A-15
451	1428	1.010	0.99010	0.554	494.3	2425	2.465	0.081	0.6192	4	A-15
452	1429	1.049	0.95329	0.623	496.6	2405	2.979	0.044	0.7235	4	A-15
453	1430	1.016	0.98425	0.526	438.5	2400	1.970	0.059	0.5916	4	A-15
454	1431	1.074	0.93110	0.595	448.2	2400	2.458	0.008	0.7074	4	A-15
455	1432	1.101	0.90827	0.657	461.5	2410	2.948	-0.017	0.8006	4	A-15
456	1433	1.085	0.92166	0.535	413.3	2410	1.962	0.003	0.6426	4	A-15

TSTSECTN=156

OBS	RUN	MDNBR	MP	HEATFLUX	TIN	PRESSURE	MASSFLUX	EXITQUAL	CHF	ITERATNS	WEST
457	1444	0.867	1.15340	0.444	467.1	2120	1.981	0.143	0.4262	4	A-02
458	1445	0.887	1.12740	0.365	530.7	2100	1.996	0.188	0.3587	4	A-02
459	1446	1.020	0.98039	0.392	541.0	2110	2.484	0.140	0.4430	4	A-02
460	1447	0.964	1.03734	0.268	595.8	2120	1.973	0.234	0.2863	4	A-02
461	1448	1.045	0.95694	0.293	600.7	2110	2.496	0.196	0.3392	4	A-02
462	1449	0.948	1.05485	0.349	597.4	2110	2.962	0.187	0.3663	4	A-02
463	1450	0.901	1.10988	0.455	472.6	2410	2.005	0.103	0.4541	4	A-02
464	1451	0.904	1.10619	0.376	540.4	2405	1.992	0.176	0.3764	4	A-02

TSTSECTN=156

OBS	RUN	MDNBR	MP	HEATFLUX	TIN	PRESSURE	MASSFLUX	EXITQUAL	CHF	ITERATNS	WEST
465	1452	0.946	1.05708	0.421	548.6	2405	2.456	0.143	0.4412	4	A-02
466	1453	1.072	0.93284	0.273	602.0	2405	1.948	0.217	0.3243	4	A-02
467	1454	1.047	0.95511	0.330	598.4	2395	2.471	0.184	0.3826	4	A-02
468	1455	1.041	0.96061	0.359	606.8	2390	2.935	0.177	0.4141	4	A-02
469	1456	1.013	0.98717	0.294	535.9	2400	1.483	0.195	0.3300	4	A-02
470	1457	0.954	1.04822	0.359	474.5	2395	1.526	0.140	0.3794	5	A-02
471	1458	1.066	0.93809	0.281	420.1	2405	0.991	0.149	0.3318	5	A-02
472	1460	0.963	1.03842	0.476	423.6	2100	1.998	0.083	0.5078	5	A-02
473	1461	0.988	1.01215	0.525	445.3	2115	2.439	0.064	0.5746	4	A-02
474	1463	1.190	0.84034	0.510	486.2	2100	2.989	0.036	0.6722	4	A-02
475	1464	0.914	1.09409	0.471	540.4	2125	2.969	0.138	0.4768	4	A-02
476	1465	0.915	1.09290	0.290	535.2	2100	1.476	0.241	0.2939	4	A-02
477	1466	0.862	1.16009	0.341	484.6	2100	1.467	0.216	0.3256	5	A-02
478	1467	0.988	1.01215	0.253	480.0	2100	0.980	0.278	0.2769	5	A-02
479	1468	1.007	0.99305	0.283	416.2	2110	0.965	0.225	0.3155	5	A-02
480	1469	0.926	1.07991	0.379	427.2	2100	1.461	0.154	0.3889	5	A-02
481	1470	0.892	1.12108	0.483	436.3	2400	1.949	0.074	0.4773	5	A-02
482	1472	0.997	1.00301	0.418	446.3	1495	1.977	0.175	0.4616	5	A-02
483	1473	1.011	0.98912	0.361	496.9	1500	1.958	0.211	0.4045	4	A-02
484	1474	1.014	0.98619	0.410	501.5	1500	2.472	0.177	0.4604	4	A-02
485	1476	1.214	0.82372	0.303	559.6	1500	2.485	0.200	0.4075	4	A-02
486	1477	0.905	1.10497	0.310	423.0	1500	1.005	0.358	0.3107	5	A-02
487	1478	0.932	1.07296	0.363	448.2	1495	1.507	0.248	0.3749	5	A-02
488	1479	0.915	1.09290	0.326	383.2	1495	0.982	0.338	0.3304	5	A-02
489	1480	0.952	1.05042	0.402	386.4	1515	1.474	0.202	0.4239	5	A-02
490	1481	0.901	1.10988	0.425	461.9	1825	1.970	0.162	0.4242	4	A-02
491	1482	1.065	0.93897	0.327	525.8	1790	1.968	0.183	0.3856	4	A-02
492	1483	0.951	1.05152	0.402	520.0	1805	2.427	0.165	0.4237	4	A-02
493	1484	1.161	0.86133	0.247	581.4	1800	1.923	0.222	0.3176	4	A-02
494	1486	1.077	0.92851	0.314	588.6	1800	2.944	0.186	0.3747	4	A-02
495	1487	1.094	0.91408	0.355	558.3	1510	2.979	0.189	0.4301	4	A-02
496	1488	1.000	1.00000	0.295	509.9	1805	1.472	0.233	0.3267	4	A-02
497	1489	1.021	0.97943	0.304	499.5	1500	1.464	0.272	0.3438	5	A-02
498	1490	1.081	0.92507	0.251	461.2	1800	0.950	0.291	0.3004	5	A-02
499	1491	0.955	1.04712	0.340	462.2	1815	1.466	0.207	0.3598	5	A-02
500	1492	1.003	0.99701	0.462	401.7	1500	1.982	0.139	0.5133	5	A-02
501	1493	0.971	1.02987	0.395	394.2	1805	1.482	0.154	0.4249	5	A-02
502	1502	1.084	0.92251	0.346	497.9	1500	1.927	0.202	0.4156	4	A-02
503	1503	1.039	0.96246	0.387	395.2	1500	1.510	0.182	0.4455	5	A-02
504	1504	1.013	0.98717	0.309	385.2	1795	1.016	0.234	0.3467	5	A-02
505	1505	0.958	1.04384	0.291	437.9	1500	0.977	0.361	0.3088	5	A-02
506	1506	1.004	0.99602	0.384	408.4	1495	1.516	0.200	0.4270	5	A-02
507	1507	1.000	1.00000	0.446	416.9	1495	1.971	0.153	0.4941	5	A-02
508	1508	1.039	0.96246	0.491	433.4	1510	2.462	0.119	0.5649	4	A-02
509	1509	1.040	0.96154	0.511	436.9	1795	2.508	0.081	0.5889	4	A-02
510	1525	1.062	0.94162	0.349	499.2	1500	1.938	0.206	0.4106	4	A-02
511	1526	0.900	1.11111	0.410	392.6	1497	1.492	0.221	0.4086	5	A-02
512	1527	0.896	1.11607	0.418	398.1	1795	1.559	0.168	0.4151	5	A-02
513	1531	1.229	0.81367	0.277	548.9	1500	1.948	0.224	0.3771	4	A-02
514	1532	1.077	0.92851	0.342	517.7	1805	2.030	0.167	0.4082	4	A-02
515	1534	0.945	1.05820	0.334	362.5	1805	1.038	0.232	0.3495	5	A-02
516	1535	0.909	1.10011	0.345	365.0	1505	1.033	0.308	0.3474	5	A-02
517	1540	0.931	1.07411	0.379	431.7	1800	1.530	0.185	0.3907	5	A-02
518	1541	0.952	1.05042	0.414	464.8	1805	1.982	0.154	0.4367	4	A-02

TSTSECTN=156

OBS	RUN	MDNBR	MP	HEATFLUX	TIN	PRESSURE	MASSFLUX	EXITQUAL	CHF	ITERATNS	WEST
519	1543	0.993	1.00705	0.417	498.9	1500	2.470	0.179	0.4585	4	A-02
520	1544	0.955	1.04712	0.414	517.1	1805	2.498	0.159	0.4378	4	A-02
521	1545	1.055	0.94787	0.417	525.8	1520	2.982	0.164	0.4872	4	A-02
522	1546	1.009	0.99108	0.401	548.2	1805	2.945	0.156	0.4480	4	A-02
523	1552	0.966	1.03520	0.411	557.3	1500	3.443	0.189	0.4398	4	A-02
524	1553	1.054	0.94877	0.414	560.9	1805	3.443	0.146	0.4835	4	A-02
525	1554	0.892	1.12108	0.383	576.2	1500	3.463	0.213	0.3783	4	A-02
526	1557	1.079	0.92678	0.352	586.6	1810	3.425	0.168	0.4207	4	A-02

TSTSECTN=157

OBS	RUN	MDNBR	MP	HEATFLUX	TIN	PRESSURE	MASSFLUX	EXITQUAL	CHF	ITERATNS	WEST
527	1559	0.979	1.02145	0.507	548.2	2100	1.983	0.134	0.5514	4	A-04
528	1560	1.061	0.94251	0.575	545.0	2125	2.500	0.075	0.6773	4	A-04
529	1561	1.088	0.91912	0.627	550.5	2115	3.003	0.055	0.7574	4	A-04
530	1562	1.052	0.95057	0.688	554.4	2115	3.439	0.051	0.8036	4	A-04
531	1563	1.147	0.87184	0.523	539.5	2425	1.998	0.040	0.6662	5	A-04
532	1564	1.092	0.91575	0.597	549.2	2400	2.485	0.036	0.7242	4	A-04
533	1565	1.008	0.99206	0.740	536.9	2415	3.002	0.005	0.8287	4	A-04
534	1566	1.041	0.96061	0.730	563.8	2405	3.443	0.025	0.8442	4	A-04
535	1567	1.096	0.91241	0.375	621.8	2400	1.958	0.193	0.4564	4	A-04
536	1568	0.982	1.01833	0.429	627.7	2400	2.410	0.191	0.4681	4	A-04
537	1569	0.992	1.00806	0.515	617.6	2405	2.916	0.146	0.5675	4	A-04
538	1570	0.945	1.05820	0.595	615.7	2415	3.441	0.128	0.6244	4	A-04
539	1571	1.085	0.92166	0.370	608.5	2100	2.037	0.187	0.4460	4	A-04
540	1572	1.034	0.96712	0.426	606.5	2100	2.464	0.166	0.4891	4	A-04
541	1573	1.029	0.97182	0.468	608.8	2105	2.961	0.147	0.5346	4	A-04
542	1574	0.940	1.06383	0.501	616.0	2105	3.418	0.152	0.5229	3	A-04
543	1575	0.975	1.02564	0.662	463.2	2105	2.031	0.033	0.7172	5	A-04
544	1576	0.966	1.03520	0.731	481.0	2115	2.485	0.020	0.7840	5	A-04
545	1577	0.964	1.03734	0.736	515.7	2100	2.918	0.040	0.7881	4	A-04
546	1578	0.937	1.06724	0.692	468.0	2395	2.020	-0.003	0.7200	5	A-04
547	1579	0.956	1.04603	0.734	498.9	2400	2.471	-0.005	0.7791	5	A-04
548	1580	1.034	0.96712	0.732	534.3	2405	2.983	-0.003	0.8408	5	A-04
549	1581	1.095	0.91324	0.636	531.0	2415	2.503	0.001	0.7736	5	A-04
550	1582	0.993	1.00705	0.499	622.2	2405	2.901	0.155	0.5503	4	A-04
551	1583	1.167	0.85690	0.413	466.7	2415	1.047	0.090	0.5353	5	A-04
552	1584	0.996	1.00402	0.568	465.4	2405	1.550	0.035	0.6280	5	A-04
553	1585	0.940	1.06383	0.486	619.6	2105	3.408	0.158	0.5072	3	A-04
554	1587	1.202	0.83195	0.328	544.7	2115	1.033	0.226	0.4378	4	A-04
555	1588	1.027	0.97371	0.455	533.3	2105	1.561	0.154	0.5187	4	A-04
556	1589	1.124	0.88968	0.413	465.8	2100	1.046	0.158	0.5156	5	A-04
557	1590	0.921	1.08578	0.555	467.1	2105	1.512	0.114	0.5679	5	A-04
558	1591	1.275	0.78431	0.307	558.3	2405	0.974	0.212	0.4349	5	A-04
559	1592	1.060	0.94340	0.428	558.3	2405	1.490	0.158	0.5042	4	A-04
560	1593	0.991	1.00908	0.615	455.7	1505	2.032	0.108	0.6767	5	A-04
561	1594	0.962	1.03950	0.696	458.6	1505	2.482	0.083	0.7440	5	A-04
562	1595	0.975	1.02564	0.618	467.7	1815	1.998	0.082	0.6692	5	A-04
563	1597	1.021	0.97943	0.523	517.7	1815	1.988	0.124	0.5931	4	A-04
564	1598	0.937	1.06724	0.625	516.7	1800	2.514	0.103	0.6502	4	A-04
565	1599	0.917	1.09051	0.705	517.1	1805	2.992	0.083	0.7181	4	A-04
566	1600	0.894	1.11857	0.546	513.2	1500	2.015	0.182	0.5418	4	A-04

TSTSECTN=157

OBS	RUN	MDNBR	MP	HEATFLUX	TIN	PRESSURE	MASSFLUX	EXITQUAL	CHF	ITERATNS	WEST
567	1601	0.951	1.05152	0.588	516.7	1515	2.501	0.137	0.6208	4	A-04
568	1602	1.030	0.97087	0.628	515.4	1500	2.989	0.103	0.7182	4	A-04
569	1603	1.020	0.98039	0.697	514.8	1515	3.492	0.084	0.7898	4	A-04
570	1604	0.828	1.20773	0.434	576.2	1505	2.017	0.246	0.3992	10	A-04
571	1605	0.976	1.02459	0.463	566.8	1505	2.481	0.184	0.5018	3	A-04
572	1606	0.954	1.04822	0.523	564.5	1505	3.010	0.161	0.5539	3	A-04
573	1607	0.946	1.05708	0.542	571.7	1505	3.477	0.153	0.5696	3	A-04
574	1608	0.928	1.07759	0.702	539.5	1800	3.446	0.089	0.7237	4	A-04
575	1609	0.924	1.08225	0.506	582.7	1520	3.443	0.165	0.5191	4	A-04
576	1610	0.960	1.04167	0.697	471.0	1505	2.629	0.086	0.7435	4	A-04
577	1611	1.009	0.99108	0.377	570.0	1795	1.531	0.231	0.4227	4	A-04
578	1612	1.048	0.95420	0.471	549.9	1805	2.073	0.149	0.5480	4	A-04
579	1613	1.000	1.00000	0.503	563.8	1805	2.515	0.143	0.5536	4	A-04
580	1614	0.922	1.08460	0.542	574.6	1815	2.963	0.143	0.5549	4	A-04
581	1615	1.040	0.96154	0.608	561.9	1805	3.514	0.096	0.7023	4	A-04
582	1616	1.009	0.99108	0.382	517.1	1805	1.067	0.269	0.4283	4	A-04
583	1617	0.951	1.05152	0.468	516.1	1800	1.517	0.193	0.4942	4	A-04
584	1618	0.925	1.08108	0.416	495.3	1495	1.036	0.323	0.4272	4	A-04
585	1619	0.997	1.00301	0.444	513.0	1505	1.462	0.225	0.4919	4	A-04
586	1620	1.209	0.82713	0.445	393.6	1790	1.035	0.111	0.5976	5	A-04
587	1621	0.966	1.03520	0.617	453.8	1495	1.989	0.116	0.6623	5	A-04
588	1623	0.948	1.05485	0.679	427.9	1800	1.957	0.056	0.7146	5	A-04
589	1624	0.912	1.09649	0.518	387.7	1510	1.051	0.238	0.5246	5	A-04
590	1625	0.871	1.14811	0.623	402.9	1505	1.526	0.151	0.6025	5	A-04
591	1626	0.857	1.16686	0.719	410.7	1505	1.987	0.102	0.6841	5	A-04
592	1627	0.969	1.03199	0.439	575.9	1495	2.468	0.195	0.4726	5	A-04
593	1628	0.915	1.09290	0.722	470.6	1805	2.472	0.064	0.7337	5	A-04
594	1629	0.983	1.01729	0.436	453.1	1510	1.004	0.282	0.4760	5	A-04
595	1630	0.900	1.11111	0.551	457.7	1500	1.538	0.189	0.5510	4	A-04
596	1631	0.939	1.06496	0.548	455.7	1805	1.518	0.136	0.5717	5	A-04
597	1632	1.088	0.91912	0.404	466.4	1805	1.003	0.222	0.4881	5	A-04
598	1633	0.987	1.01317	0.498	396.8	2105	1.057	0.122	0.5456	5	A-04
599	1634	0.949	1.05374	0.518	392.3	2425	1.049	0.079	0.5458	5	A-04
600	1635	0.921	1.08578	0.653	398.4	2405	1.505	-0.019	0.6676	5	A-04
601	1636	0.914	1.09409	0.635	400.7	2115	1.498	0.048	0.6446	5	A-04
602	1637	0.905	1.10497	0.640	486.9	2110	2.016	0.077	0.6434	5	A-04

TSTSECTN=158

OBS	RUN	MDNBR	MP	HEATFLUX	TIN	PRESSURE	MASSFLUX	EXITQUAL	CHF	ITERATNS	WEST
603	1638	0.958	1.04384	0.517	555.1	2100	2.035	0.138	0.5527	4	A-19
604	1639	1.010	0.99010	0.571	554.7	2105	2.503	0.092	0.6433	4	A-19
605	1640	0.971	1.02987	0.647	556.4	2100	3.007	0.077	0.7012	4	A-19
606	1641	0.910	1.09890	0.738	556.4	2105	3.496	0.069	0.7491	4	A-19
607	1642	0.964	1.03734	0.558	552.2	2395	2.048	0.097	0.5999	4	A-19
608	1643	0.990	1.01010	0.643	547.6	2425	2.524	0.039	0.7101	4	A-19
609	1644	0.979	1.02145	0.695	558.0	2395	2.996	0.037	0.7591	4	A-19
610	1645	0.964	1.03734	0.767	562.9	2435	3.446	0.022	0.8251	4	A-19
611	1647	1.188	0.84175	0.444	611.7	2400	2.498	0.117	0.5887	4	A-19
612	1648	1.068	0.93633	0.519	613.7	2405	2.971	0.118	0.6183	4	A-19
613	1649	1.085	0.92166	0.595	606.5	2410	3.507	0.079	0.7202	4	A-19
614	1650	1.111	0.90009	0.344	618.9	2115	1.973	0.200	0.4265	4	A-19

TSTSECTN=158

OBS	RUN	MDNBR	MP	HEATFLUX	TIN	PRESSURE	MASSFLUX	EXITQUAL	CHF	ITERATNS	WEST
615	1651	1.074	0.93110	0.401	616.0	2110	2.475	0.170	0.4807	4	A-19
616	1652	0.929	1.07643	0.467	617.3	2105	2.944	0.170	0.4842	4	A-19
617	1653	1.037	0.96432	0.484	617.6	2100	3.466	0.140	0.5601	4	A-19
618	1654	0.919	1.08814	0.758	521.6	2115	2.994	0.042	0.7772	4	A-19
619	1655	0.972	1.02881	0.756	533.0	2400	2.979	-0.002	0.8200	4	A-19
620	1656	0.866	1.15473	0.667	483.9	2100	2.022	0.078	0.6443	4	A-19
621	1657	0.914	1.09409	0.737	490.1	2100	2.500	0.034	0.7518	4	A-19
622	1658	0.978	1.02249	0.651	490.4	2400	2.032	-0.001	0.7104	4	A-19
623	1659	0.954	1.04822	0.764	490.1	2400	2.518	-0.035	0.8131	4	A-19
624	1660	1.006	0.99404	0.540	484.9	2415	1.508	0.052	0:6062	4	A-19
625	1662	1.229	0.81367	0.379	484.3	2095	1.010	0.154	0.5196	4	A-19
626	1663	1.143	0.87489	0.435	433.4	2100	1.010	0.121	0.5545	4	A-19
627	1664	0.915	1.09290	0.626	419.1	2105	1.515	0.057	0.6391	4	A-19
628	1665	0.895	1.11732	0.746	432.4	2100	2.039	0.011	0.7449	4	A-19
629	1666	0.914	1.09409	0.547	484.9	2100	1.523	0.129	0.5575	4	A-19
630	1667	1.017	0.98328	0.445	544.0	2115	1.514	0.171	0.5047	4	A-19
631	1668	1.037	0.96432	0.452	552.2	2395	1.523	0.144	0.5230	4	A-19
632	1669	1.167	0.85690	0.352	572.3	1800	1.504	0.208	0.4585	4	A-19
633	1670	1.056	0.94697	0.418	576.5	1815	2.002	0.179	0.4926	4	A-19
634	1671	1.079	0.92678	0.473	572.6	1800	2.506	0.142	0.5695	4	A-19
635	1672	1.025	0.97561	0.536	572.3	1800	3.010	0.125	0.6131	4	A-19
636	1673	0.942	1.06157	0.655	556.4	2100	2.998	0.082	0.6882	4	A-19
637	1675	1.040	0.96154	0.380	563.5	1500	1.558	0.247	0.4411	4	A-19
638	1676	1.040	0.96154	0.417	567.7	1515	2.040	0.201	0.4838	4	A-19
639	1678	1.076	0.92937	0.489	569.4	1515	3.014	0.149	0.5871	4	A-19
640	1679	1.075	0.93023	0.510	573.6	1505	3.469	0.140	0.6117	4	A-19
641	1680	0.957	1.04493	0.485	514.4	1800	1.556	0.181	0.5177	4	A-19
642	1681	0.922	1.08460	0.559	517.1	1800	1.989	0.141	0.5748	4	A-19
643	1682	0.915	1.09290	0.648	514.1	1815	2.505	0.098	0.6614	4	A-19
644	1683	0.926	1.07991	0.726	513.2	1815	3.017	0.069	0.7501	4	A-19
645	1684	0.926	1.07991	0.738	534.6	1800	3.534	0.076	0.7622	4	A-19
646	1685	0.966	1.03520	0.471	510.5	1500	1.513	0.220	0.5079	4	A-19
647	1686	0.975	1.02564	0.544	508.9	1505	2.021	0.159	0.5915	4	A-19
648	1687	0.975	1.02564	0.612	508.0	1505	2.520	0.122	0.6655	4	A-19
649	1688	0.924	1.08225	0.682	512.5	1505	3.011	0.110	0.7028	4	A-19
650	1689	1.042	0.95969	0.712	509.6	1510	3.515	0.070	0.8275	4	A-19
651	1690	0.923	1.08342	0.579	446.9	1805	1.537	0.125	0.5965	4	A-19
652	1691	0.825	1.21212	0.703	454.1	1800	2.023	0.099	0.6466	4	A-19
653	1692	0.868	1.15207	0.780	457.7	1805	2.497	0.053	0.7552	4	A-19
654	1693	0.811	1.23305	0.576	461.9	1505	1.501	0.217	0.5209	4	A-19
655	1694	0.839	1.19190	0.675	453.4	1500	2.002	0.139	0.6315	4	A-19
656	1695	0.870	1.14943	0.737	461.9	1495	2.505	0.099	0.7152	4	A-19
657	1697	0.934	1.07066	0.634	427.2	2405	1.547	-0.009	0.6608	4	A-19
658	1698	1.037	0.96432	0.422	467.4	1500	1.012	0.272	0.4884	4	A-19
659	1699	1.172	0.85324	0.412	453.8	1810	1.023	0.177	0.5387	4	A-19
660	1700	1.077	0.92851	0.481	390.3	1795	1.028	0.141	0.5781	5	A-19
661	1701	0.887	1.12740	0.641	399.4	1805	1.511	0.094	0.6345	4	A-19
662	1702	0.969	1.03199	0.519	374.5	1505	1.029	0.210	0.5611	5	A-19
663	1703	0.892	1.12108	0.639	394.5	1505	1.523	0.135	0.6357	4	A-19
664	1704	0.820	1.21951	0.769	403.9	1505	2.041	0.095	0.7035	4	A-19
665	1705	1.010	0.99010	0.724	397.4	1815	2.009	-0.008	0.8155	4	A-19

TSTSECTN=160

OBS	RUN	MDNBR	MP	HEATFLUX	TIN	PRESSURE	MASSFLUX	EXITQUAL	CHF	ITERATNS	WEST
666	1720	1.062	0.94162	0.468	508.9	1800	1.466	0.188	0.5491	4	A-03
667	1721	1.036	0.96525	0.554	512.6	1800	2.011	0.131	0.6342	4	A-03
668	1722	0.994	1.00604	0.637	513.5	1800	2.490	0.103	0.6992	4	A-03
669	1723	0.958	1.04384	0.733	510.9	1800	2.995	0.080	0.7760	4	A-03
670	1724	1.098	0.91075	0.456	537.8	2415	1.422	0.152	0.5534	4	A-03
671	1726	0.978	1.02249	0.675	541.6	2400	2.508	0.065	0.7295	4	A-03
672	1727	0.946	1.05708	0.772	542.9	2415	2.984	0.045	0.8069	4	A-03
673	1728	1.115	0.89686	0.436	539.8	2115	1.469	0.175	0.5372	4	A-03
674	1729	0.987	1.01317	0.534	548.3	2115	2.005	0.146	0.5822	4	A-03
675	1730	0.979	1.02145	0.603	550.8	2100	2.498	0.113	0.6523	4	A-03
676	1731	0.940	1.06383	0.684	552.2	2105	2.982	0.095	0.7105	4	A-03
677	1732	1.107	0.90334	0.378	609.8	2115	1.961	0.206	0.4624	4	A-03
678	1733	0.917	1.09051	0.558	482.2	2105	1.495	0.158	0.5652	4	A-03
679	1734	0.912	1.09649	0.683	473.5	2100	2.005	0.081	0.6879	4	A-03
680	1735	0.884	1.13122	0.799	475.8	2100	2.505	0.050	0.7797	4	A-03
681	1736	0.851	1.17509	0.899	483.4	2105	2.978	0.039	0.8447	4	A-03
682	1737	0.971	1.02987	0.585	469.3	2415	1.502	0.084	0.6277	4	A-03
683	1738	0.946	1.05708	0.720	465.3	2405	2.015	0.011	0.7523	4	A-03
684	1739	0.941	1.06270	0.837	470.3	2415	2.526	-0.030	0.8703	4	A-03
685	1740	0.930	1.07527	0.595	438.9	1815	1.510	0.144	0.6115	4	A-03
686	1741	0.892	1.12108	0.700	449.3	1815	2.003	0.099	0.6898	4	A-03
687	1742	0.870	1.14943	0.808	452.9	1815	2.496	0.068	0.7761	4	A-03
688	1743	0.917	1.09051	0.864	466.5	1815	3.003	0.042	0.8749	4	A-03
689	1744	0.865	1.15607	0.641	409.3	1805	1.475	0.145	0.6122	4	A-03
690	1745	0.912	1.09649	0.725	424.4	1800	1.971	0.076	0.7302	4	A-03
691	1746	0.898	1.11359	0.651	405.2	2095	1.471	0.091	0.6460	4	A-03
692	1747	0.943	1.06045	0.655	410.4	2400	1.489	0.023	0.6822	4	A-03
693	1748	0.959	1.04275	0.563	443.9	1515	1.458	0.194	0.5966	4	A-03
694	1749	0.990	1.01010	0.642	450.3	1515	1.985	0.120	0.7018	4	A-03
695	1750	0.929	1.07643	0.746	453.9	1500	2.495	0.097	0.7653	4	A-03
696	1751	0.920	1.08696	0.840	453.2	1505	2.991	0.070	0.8539	4	A-03
697	1752	1.005	0.99502	0.465	513.3	1505	1.470	0.240	0.5165	4	A-03
698	1753	1.106	0.90416	0.508	515.9	1505	1.996	0.161	0.6205	4	A-03
699	1754	1.000	1.00000	0.615	508.5	1515	2.485	0.134	0.6791	4	A-03
700	1755	0.983	1.01729	0.679	511.9	1525	2.983	0.112	0.7374	4	A-03
701	1756	1.043	0.95877	0.429	567.9	1500	2.032	0.219	0.4944	3	A-03
702	1757	1.190	0.84034	0.443	567.3	1515	2.530	0.166	0.5825	4	A-03
703	1758	1.093	0.91491	0.519	561.8	1500	3.031	0.150	0.6269	4	A-03
704	1759	1.174	0.85179	0.428	605.5	2125	2.479	0.155	0.5549	4	A-03
705	1760	1.110	0.90090	0.492	604.2	2100	3.020	0.139	0.6031	4	A-03
706	1761	1.156	0.86505	0.438	599.9	2415	2.009	0.157	0.5592	4	A-03
707	1762	1.014	0.98619	0.525	604.8	2425	2.509	0.155	0.5881	4	A-03
708	1763	1.019	0.98135	0.584	604.9	2415	3.011	0.127	0.6572	4	A-03
709	1764	0.909	1.10011	0.653	609.4	2405	3.457	0.137	0.6557	4	A-03
710	1765	1.024	0.97656	0.540	608.6	2115	3.454	0.139	0.6108	4	A-03
711	1766	1.343	0.74460	0.341	570.3	1800	1.490	0.201	0.5061	4	A-03
712	1767	1.140	0.87719	0.431	567.2	1800	2.002	0.173	0.5428	4	A-03
713	1768	1.136	0.88028	0.489	567.2	1815	2.513	0.139	0.6137	4	A-03
714	1769	1.056	0.94697	0.580	560.5	1815	3.027	0.117	0.6765	4	A-03
715	1770	1.051	0.95147	0.609	568.5	1815	3.509	0.110	0.7072	4	A-03
716	1771	0.886	1.12867	0.737	563.5	2115	3.448	0.099	0.7214	4	A-03
717	1772	0.916	1.09170	0.865	547.2	2410	3.504	0.036	0.8752	4	A-03
718	1773	0.933	1.07181	0.683	543.3	2400	2.492	0.081	0.7041	4	A-03
719	1774	1.027	0.97371	0.723	512.6	1515	3.461	0.090	0.8206	4	A-03

TSTSECTN=160

OBS	RUN	MDNBR	MP	HEATFLUX	TIN	PRESSURE	MASSFLUX	EXITQUAL	CHF	ITERATNS	WEST
720	1775	0.918	1.08932	0.830	510.9	1815	3.489	0.067	0.8415	4	A-03
721	1776	0.955	1.04712	0.609	411.5	1515	1.499	0.159	0.6426	4	A-03
722	1777	0.878	1.13895	0.745	407.8	1510	1.990	0.109	0.7229	4	A-03
723	1778	0.947	1.05597	0.529	385.4	1505	1.025	0.261	0.5535	5	A-03
724	1779	1.042	0.95969	0.506	386.0	1800	1.032	0.180	0.5826	5	A-03
725	1780	0.967	1.03413	0.520	390.3	2100	1.016	0.172	0.5556	5	A-03
726	1781	1.016	0.98425	0.508	397.3	2365	1.005	0.124	0.5703	5	A-03
727	1782	1.117	0.89526	0.435	463.4	2415	1.002	0.155	0.5369	5	A-03
728	1783	1.108	0.90253	0.430	460.3	2100	0.998	0.200	0.5265	5	A-03
729	1784	1.064	0.93985	0.445	445.9	1785	1.001	0.239	0.5231	5	A-03
730	1785	1.067	0.93721	0.464	443.2	1501	1.086	0.250	0.5471	4	A-03

TSTSECTN=161

OBS	RUN	MDNBR	MP	HEATFLUX	TIN	PRESSURE	MASSFLUX	EXITQUAL	CHF	ITERATNS	WEST
731	1796	1.095	0.91324	0.269	598.4	2115	1.998	0.237	0.3266	4	A-01
732	1797	1.207	0.82850	0.283	600.3	2400	2.019	0.209	0.3786	4	A-01
733	1798	1.071	0.93371	0.367	541.9	2400	2.014	0.156	0.4358	4	A-01
734	1799	1.053	0.94967	0.340	543.9	2100	1.983	0.187	0.3970	4	A-01
735	1800	1.043	0.95877	0.398	497.6	2100	2.013	0.142	0.4603	4	A-01
736	1801	0.971	1.02987	0.432	493.5	2415	1.982	0.127	0.4651	4	A-01
737	1802	0.893	1.11982	0.506	448.4	2415	2.043	0.099	0.5008	4	A-01
738	1803	1.072	0.93284	0.400	491.2	2100	2.008	0.130	0.4753	4	A-01
739	1804	1.068	0.93633	0.300	602.8	2100	2.474	0.214	0.3554	4	A-01
740	1805	1.173	0.85251	0.329	601.8	2400	2.511	0.184	0.4279	4	A-01
741	1806	1.039	0.96246	0.353	597.9	2100	2.998	0.188	0.4067	4	A-01
742	1807	1.102	0.90744	0.379	604.2	2400	2.998	0.177	0.4630	4	A-01
743	1808	1.020	0.98039	0.291	539.5	2100	1.482	0.248	0.3290	4	A-01
744	1809	1.092	0.91575	0.290	548.9	2400	1.478	0.226	0.3512	4	A-01
745	1810	1.066	0.93809	0.416	552.4	2400	2.504	0.135	0.4916	4	A-01
746	1811	1.063	0.94073	0.378	555.3	2100	2.484	0.162	0.4455	4	A-01
747	1812	1.010	0.99010	0.342	485.4	2100	1.507	0.197	0.3830	4	A-01
748	1813	1.024	0.97656	0.333	499.9	2400	1.449	0.190	0.3782	4	A-01
749	1814	0.969	1.03199	0.392	429.9	2100	1.499	0.162	0.4212	4	A-01
750	1815	0.927	1.07875	0.417	425.2	2400	1.514	0.132	0.4285	4	A-01
751	1816	0.920	1.08696	0.386	440.9	1500	1.486	0.274	0.3937	4	A-01
752	1817	0.974	1.02669	0.446	445.2	1500	2.018	0.191	0.4818	4	A-01
753	1818	0.980	1.02041	0.361	453.2	1800	1.476	0.219	0.3921	4	A-01
754	1819	0.983	1.01729	0.430	466.2	1800	2.037	0.160	0.4688	4	A-01
755	1820	0.918	1.08932	0.519	497.4	2410	2.487	0.109	0.5285	4	A-01
756	1821	0.973	1.02775	0.492	554.0	2410	2.980	0.134	0.5309	4	A-01
757	1822	1.077	0.92851	0.376	627.3	2405	3.501	0.200	0.4489	4	A-01
758	1823	0.999	1.00100	0.446	603.9	2400	3.524	0.176	0.4940	4	A-01
759	1824	0.988	1.01215	0.387	602.4	2100	3.472	0.184	0.4239	4	A-01
760	1825	1.028	0.97276	0.397	572.8	2100	2.922	0.165	0.4524	4	A-01
761	1826	0.976	1.02459	0.466	570.6	2100	3.497	0.151	0.5045	4	A-01
762	1827	0.955	1.04712	0.466	543.3	2100	2.941	0.147	0.4935	4	A-01
763	1828	1.009	0.99108	0.463	503.3	2100	2.494	0.121	0.5180	4	A-01
764	1829	1.062	0.94162	0.265	476.9	2105	0.992	0.292	0.3119	4	A-01
765	1830	1.050	0.95238	0.269	484.8	2415	0.996	0.280	0.3132	4	A-01
766	1831	0.946	1.05708	0.456	459.8	2100	2.010	0.133	0.4781	4	A-01
767	1832	0.956	1.04603	0.517	468.9	2100	2.467	0.104	0.5478	4	A-01

TSTSECTN=161

OBS	RUN	MDNBR	MP	HEATFLUX	TIN	PRESSURE	MASSFLUX	EXITQUAL	CHF	ITERATNS	WEST
768	1833	1.005	0.99502	0.286	437.3	2085	0.957	0.290	0.3186	4	A-01
769	1834	0.965	1.03627	0.300	433.9	2415	0.970	0.268	0.3210	4	A-01
770	1835	0.941	1.06270	0.487	436.8	2100	2.038	0.113	0.5079	4	A-01
771	1836	0.950	1.05263	0.331	384.4	2100	1.012	0.246	0.3486	4	A-01
772	1837	0.939	1.06496	0.340	382.2	2415	1.022	0.206	0.3538	4	A-01
773	1838	0.995	1.00503	0.425	404.9	2100	1.589	0.120	0.4691	4	A-01
774	1839	0.857	1.16686	0.452	416.3	2400	1.584	0.142	0.4293	4	A-01
775	1840	0.966	1.03520	0.471	526.8	2405	2.505	0.128	0.5043	4	A-01
776	1841	0.969	1.03199	0.303	521.4	1805	1.456	0.277	0.3256	4	A-01
777	1842	1.046	0.95602	0.336	536.4	1805	1.997	0.209	0.3896	4	A-01
778	1843	0.975	1.02564	0.380	544.9	1805	2.456	0.195	0.4108	4	A-01
779	1844	1.037	0.96432	0.460	523.9	1805	2.997	0.140	0.5289	4	A-01
780	1845	0.979	1.02145	0.322	502.2	1510	1.433	0.314	0.3493	4	A-01
781	1846	1.014	0.98619	0.377	502.6	1505	2.002	0.229	0.4236	4	A-01
782	1847	0.988	1.01215	0.420	511.4	1505	2.486	0.202	0.4602	4	A-01
783	1848	0.993	1.00705	0.485	502.2	1505	2.992	0.166	0.5340	4	A-01
784	1849	0.968	1.03306	0.500	522.5	1505	3.451	0.169	0.5366	4	A-01
785	1850	1.007	0.99305	0.514	524.8	1805	3.458	0.129	0.5738	4	A-01
786	1851	1.027	0.97371	0.306	437.4	1505	1.016	0.364	0.3484	4	A-01
787	1852	0.988	1.01215	0.282	458.8	1805	0.981	0.342	0.3089	4	A-01
788	1853	0.958	1.04384	0.499	458.2	1505	2.506	0.165	0.5302	4	A-01
789	1854	0.952	1.05042	0.477	484.3	1800	2.500	0.147	0.5035	4	A-01
790	1855	0.960	1.04167	0.419	553.8	1800	3.002	0.178	0.4459	4	A-01
791	1856	0.980	1.02041	0.466	551.4	1800	3.493	0.156	0.5066	4	A-01
792	1857	0.918	1.08932	0.456	552.9	1500	3.540	0.199	0.4639	4	A-01
793	1858	0.849	1.17786	0.422	556.4	1510	3.032	0.230	0.3971	4	A-01
794	1859	1.020	0.98039	0.322	397.5	1500	0.981	0.351	0.3641	4	A-01
795	1860	1.029	0.97182	0.310	389.4	1800	0.960	0.286	0.3536	4	A-01
796	1861	0.966	1.03520	0.408	394.5	1805	1.468	0.180	0.4368	4	A-01
797	1862	0.893	1.11982	0.423	394.8	1505	1.466	0.253	0.4186	4	A-01
798	1863	0.959	1.04275	0.477	420.2	1805	1.989	0.135	0.5071	4	A-01
799	1864	0.966	1.03520	0.470	417.0	1500	1.974	0.177	0.5032	4	A-01
800	1865	1.051	0.95147	0.341	543.8	2095	1.991	0.187	0.3972	4	A-01
801	1866	0.963	1.03842	0.408	500.3	2105	2.014	0.163	0.4355	4	A-01

TSTSECTN=162

OBS	RUN	MDNBR	MP	HEATFLUX	TIN	PRESSURE	MASSFLUX	EXITQUAL	CHF	ITERATNS	WEST
802	1867	1.024	0.97656	0.405	504.3	2100	1.962	0.166	0.3847	4	A-18
803	1868	0.970	1.03093	0.443	503.9	2400	1.996	0.152	0.6104	4	A-18
804	1869	0.958	1.04384	0.513	508.5	2405	2.480	0.115	0.6977	4	A-18
805	1870	1.004	0.99602	0.481	505.0	2100	2.492	0.129	0.4480	4	A-18
806	1871	1.173	0.85251	0.383	548.9	2100	2.508	0.132	0.6383	4	A-18
807	1872	1.040	0.96154	0.419	558.0	2400	2.474	0.146	0.6186	4	A-18
808	1873	0.975	1.02564	0.493	553.0	2400	2.982	0.133	0.6830	4	A-18
809	1874	1.076	0.92937	0.451	548.0	2105	2.972	0.125	0.6891	4	A-18
810	1875	1.152	0.86806	0.353	549.3	2395	1.985	0.147	0.5773	4	A-18
811	1876	1.192	0.83893	0.316	558.5	2115	1.968	0.179	0.5348	4	A-18
812	1877	1.042	0.95969	0.464	566.9	2090	3.471	0.131	0.4438	4	A-18
813	1878	0.978	1.02249	0.271	605.4	2100	1.990	0.255	0.2460	4	A-18
814	1879	1.061	0.94251	0.302	600.9	2410	1.992	0.233	0.2972	4	A-18
815	1880	1.177	0.84962	0.319	606.3	2400	2.475	0.179	0.5333	4	A-18

TSTSECTN=162

OBS	RUN	MDNBR	MP	HEATFLUX	TIN	PRESSURE	MASSFLUX	EXITQUAL	CHF	ITERATNS	WEST
816	1881	0.980	1.02041	0.317	600.7	2100	2.481	0.215	0.2882	4	A-18
817	1882	0.993	1.00705	0.338	606.4	2095	2.952	0.197	0.3116	4	A-18
818	1883	0.971	1.02987	0.390	608.9	2400	2.996	0.193	0.3512	4	A-13
819	1884	0.908	1.10132	0.440	609.3	2395	3.457	0.186	0.3708	4	A-18
820	1885	1.005	0.99502	0.374	605.9	2110	3.428	0.177	0.3488	4	A-18
821	1886	0.894	1.11857	0.305	571.4	1500	1.996	0.289	0.2529	4	A-18
822	1887	1.022	0.97847	0.275	585.9	1805	1.986	0.248	0.2609	4	A-18
823	1888	1.080	0.92593	0.313	582.2	1800	2.530	0.201	0.3136	4	A-18
824	1889	0.855	1.16959	0.339	573.4	1500	2.466	0.258	0.2689	4	A-18
825	1890	0.961	1.04058	0.356	573.4	1505	2.987	0.216	0.3174	4	A-18
826	1891	1.075	0.93023	0.343	583.5	1805	2.981	0.181	0.3420	4	A-18
827	1892	1.069	0.93545	0.383	581.9	1800	3.503	0.163	0.3798	4	A-18
828	1893	0.948	1.05485	0.387	574.3	1505	3.483	0.199	0.3404	4	A-18
829	1894	1.004	0.99602	0.344	530.2	1500	1.997	0.239	0.3206	4	A-18
830	1895	1.029	0.97182	0.350	532.9	1800	2.003	0.205	0.3341	4	A-18
831	1896	1.080	0.92593	0.391	533.9	1800	2.476	0.164	0.6000	4	A-18
832	1897	1.005	0.99502	0.379	534.8	1500	2.462	0.207	0.3534	4	A-18
833	1898	1.044	0.95785	0.416	533.8	1505	2.975	0.172	0.6169	4	A-18
834	1899	1.151	0.86881	0.430	532.5	1805	3.007	0.122	0.7026	4	A-18
835	1900	0.951	1.05152	0.479	544.2	2120	2.934	0.145	0.4228	4	A-18
836	1901	1.101	0.90827	0.480	534.9	1795	3.499	0.115	0.7506	4	A-18
837	1902	1.089	0.91827	0.382	582.9	2125	2.974	0.157	0.3860	4	A-18
838	1903	1.144	0.87413	0.358	586.3	2405	2.495	0.155	0.5817	4	A-18
839	1904	1.002	0.99800	0.346	584.2	2100	2.485	0.197	0.3217	4	A-18
840	1905	1.006	0.99404	0.427	589.9	2425	2.977	0.163	0.6102	4	A-18
841	1906	1.166	0.85763	0.284	584.2	2100	1.990	0.206	0.3074	4	A-18
842	1907	1.138	0.87873	0.316	584.3	2400	2.008	0.195	0.5106	4	A-18
843	1908	1.104	0.90580	0.420	582.3	2105	3.481	0.136	0.6585	4	A-18
844	1909	0.984	1.01626	0.492	585.4	2410	3.502	0.141	0.6878	4	A-18
845	1910	1.167	0.85690	0.438	530.3	1500	3.545	0.127	0.7261	4	A-18
846	1911	0.921	1.08578	0.411	488.4	1500	2.008	0.225	0.3514	4	A-18
847	1912	1.006	0.99404	0.409	491.4	1800	2.008	0.180	0.3819	4	A-18
848	1913	1.085	0.92166	0.453	492.2	1805	2.490	0.126	0.6983	4	A-18
849	1914	0.949	1.05374	0.468	482.9	1505	2.454	0.180	0.6310	4	A-18
850	1915	1.046	0.95602	0.478	496.0	1505	2.969	0.139	0.7104	4	A-18
851	1916	1.087	0.91996	0.482	510.4	1810	2.999	0.113	0.7438	4	A-18
852	1917	1.036	0.96525	0.297	524.2	1510	1.475	0.291	0.2856	4	A-18
853	1918	1.075	0.93023	0.293	529.2	1805	1.488	0.251	0.2923	4	A-18
854	1919	1.013	0.98717	0.295	546.8	2100	1.495	0.254	0.2773	4	A-18
855	1920	0.937	1.01317	0.309	552.2	2410	1.465	0.264	0.2828	4	A-18
856	1921	1.072	0.93284	0.341	509.4	2400	1.474	0.200	0.5192	4	A-18
857	1922	0.885	1.12994	0.350	504.9	2105	1.471	0.257	0.2875	4	A-18
858	1923	0.969	1.03199	0.354	479.4	1805	1.488	0.240	0.3181	4	A-18
859	1924	0.952	1.05042	0.346	484.8	1515	1.489	0.279	0.3056	4	A-18
860	1925	1.001	0.99900	0.292	462.4	2105	0.998	0.306	0.2712	5	A-18
861	1926	1.042	0.95969	0.307	452.6	2385	1.015	0.272	0.2968	4	A-18
862	1927	1.065	0.93897	0.382	452.5	2105	1.488	0.178	0.3774	4	A-18
863	1928	0.926	1.07991	0.411	458.6	2405	1.483	0.202	0.3530	4	A-18
864	1929	1.004	0.99602	0.470	462.8	2105	2.025	0.133	0.6701	4	A-18
865	1930	0.917	1.09051	0.489	478.2	2405	2.008	0.146	0.6369	4	A-18
866	1931	1.021	0.97943	0.311	429.2	1805	1.022	0.298	0.2946	5	A-18
867	1932	0.930	1.07527	0.316	436.9	1505	1.009	0.370	0.2728	4	A-18
868	1933	0.925	1.08108	0.396	434.3	1505	1.485	0.258	0.3397	4	A-18
869	1934	0.913	1.09529	0.399	433.2	1800	1.448	0.235	0.3380	4	A-18

TSTSECTN=162

OBS	RUN	MDNBR	MP	HEATFLUX	TIN	PRESSURE	MASSFLUX	EXITQUAL	CHF	ITERATNS	WEST
870	1935	1.007	0.99305	0.468	442.9	1795	2.010	0.148	0.6691	4	A-18
871	1936	0.902	1.10865	0.476	438.4	1500	2.002	0.200	0.3986	4	A-18

TSTSECTN=164

OBS	RUN	MDNBR	MP	HEATFLUX	TIN	PRESSURE	MASSFLUX	EXITQUAL	CHF	ITERATNS	WEST
872	1979	0.994	1.00604	0.339	492.6	2100	1.454	0.228	0.3115	4	A-05
873	1980	1.006	0.99404	0.402	503.8	2105	1.968	0.171	0.3740	4	A-05
874	1981	0.969	1.03199	0.486	502.1	2100	2.500	0.139	0.4355	4	A-05
875	1982	1.046	0.95602	0.342	500.4	2395	1.447	0.208	0.3309	4	A-05
876	1983	0.903	1.10742	0.435	507.2	2415	1.928	0.188	0.3633	4	A-05
877	1984	0.925	1.08108	0.518	510.6	2415	2.490	0.138	0.4427	4	A-05
878	1985	1.090	0.91743	0.288	553.1	2400	1.446	0.244	0.2903	4	A-05
879	1986	1.051	0.95147	0.363	555.6	2425	2.002	0.186	0.3526	4	A-05
880	1987	1.054	0.94877	0.423	554.6	2400	2.495	0.148	0.4121	4	A-05
881	1988	0.929	1.07643	0.504	556.0	2405	2.980	0.150	0.4328	4	A-05
882	1989	0.859	1.16414	0.280	562.3	2115	1.406	0.314	0.2222	4	A-05
883	1990	1.192	0.83893	0.328	551.0	2110	2.043	0.168	0.3613	4	A-05
884	1991	1.124	0.88968	0.387	549.0	2105	2.499	0.147	0.4023	4	A-05
885	1992	1.005	0.99502	0.461	548.8	2115	2.998	0.141	0.4281	4	A-05
886	1993	1.024	0.97656	0.486	557.3	2100	3.457	0.130	0.4603	4	A-05
887	1994	1.011	0.98912	0.494	578.5	2395	3.464	0.137	0.4616	4	A-05
888	1995	1.209	0.82713	0.284	598.0	2400	1.994	0.205	0.3174	4	A-05
889	1996	1.097	0.91158	0.326	606.0	2405	2.456	0.200	0.3307	4	A-05
890	1997	1.089	0.91827	0.373	605.0	2400	2.962	0.174	0.3755	4	A-05
891	1998	1.123	0.89047	0.416	604.4	2395	3.507	0.148	0.6611	4	A-05
892	1999	1.011	0.98912	0.259	607.2	2100	1.972	0.255	0.2420	4	A-05
893	2000	0.960	1.04167	0.320	597.4	2095	2.493	0.215	0.2841	4	A-05
894	2001	0.918	1.08932	0.348	605.3	2110	2.973	0.205	0.2954	4	A-05
895	2002	1.002	0.99800	0.385	600.2	2100	3.482	0.171	0.3566	4	A-05
896	2003	0.963	1.03842	0.283	581.3	1795	1.983	0.255	0.2519	4	A-05
897	2004	1.003	0.99701	0.322	579.7	1805	2.535	0.208	0.2987	4	A-05
898	2005	1.008	0.99206	0.347	582.2	1800	2.970	0.190	0.3233	4	A-05
899	2006	0.965	1.03627	0.394	580.7	1805	3.485	0.175	0.3514	4	A-05
900	2007	0.980	1.02041	0.377	571.7	1505	3.415	0.197	0.3417	4	A-05
901	2008	0.864	1.15741	0.307	569.4	1500	1.987	0.296	0.2453	4	A-05
902	2009	0.895	1.11732	0.334	570.6	1500	2.491	0.251	0.2764	4	A-05
903	2010	0.917	1.09051	0.363	570.6	1510	2.988	0.220	0.3077	4	A-05
904	2011	0.896	1.11607	0.297	533.5	1505	1.427	0.338	0.2460	4	A-05
905	2012	0.899	1.11235	0.353	531.3	1500	2.007	0.259	0.2934	4	A-05
906	2013	0.918	1.08932	0.404	525.7	1500	2.502	0.213	0.3428	4	A-05
907	2014	0.939	1.06496	0.438	528.8	1505	2.969	0.186	0.3802	4	A-05
908	2015	0.993	1.00705	0.472	531.8	1510	3.534	0.159	0.4331	4	A-05
909	2016	0.943	1.06045	0.288	536.3	1805	1.428	0.292	0.2512	4	A-05
910	2017	0.913	1.09529	0.364	528.1	1800	1.995	0.223	0.3072	4	A-05
911	2018	0.944	1.05932	0.413	529.5	1800	2.498	0.182	0.3603	4	A-05
912	2019	0.956	1.04603	0.432	543.9	1815	2.941	0.166	0.3819	4	A-05
913	2020	1.075	0.93023	0.485	533.6	1805	3.471	0.124	0.4819	4	A-05
914	2021	1.107	0.90334	0.455	540.0	2105	2.949	0.121	0.4655	4	A-05
915	2022	1.082	0.92421	0.477	512.2	1800	3.001	0.124	0.4772	4	A-05
916	2023	0.917	1.09051	0.340	481.8	1500	1.429	0.299	0.2884	4	A-05
917	2024	0.851	1.17509	0.412	482.2	1510	1.919	0.244	0.3240	4	A-05

---------- TSTSECTN=164 ----------

OBS	RUN	MDNBR	MP	HEATFLUX	TIN	PRESSURE	MASSFLUX	EXITQUAL	CHF	ITERATNS	WEST
918	2025	0.909	1.10011	0.470	482.9	1500	2.486	0.187	0.3950	4	A-05
919	2026	0.936	1.06838	0.520	486.3	1500	3.005	0.157	0.4501	4	A-05
920	2027	0.937	1.06724	0.341	483.2	1802	1.445	0.257	0.2954	4	A-05
921	2028	0.843	1.18624	0.422	489.0	1805	1.961	0.216	0.3287	4	A-05
922	2029	1.021	0.97943	0.475	484.3	1810	2.505	0.138	0.4484	4	A-05
923	2030	0.846	1.18203	0.379	454.1	1790	1.441	0.265	0.2963	4	A-05
924	2031	0.782	1.27877	0.467	461.6	1815	1.954	0.215	0.3376	4	A-05
925	2032	0.918	1.08932	0.416	442.1	2405	1.463	0.200	0.3530	4	A-05
926	2033	0.839	1.19190	0.501	463.0	2405	1.929	0.176	0.3887	4	A-05
927	2034	1.020	0.98039	0.297	451.6	2405	0.980	0.290	0.2800	4	A-05
928	2035	0.918	1.08932	0.330	404.3	2100	0.991	0.301	0.2800	5	A-05
929	2036	0.895	1.11732	0.431	423.3	2405	1.437	0.200	0.3567	4	A-05
930	2037	0.978	1.02249	0.411	419.5	2205	1.436	0.183	0.3717	4	A-05
931	2038	1.004	0.99602	0.291	452.2	2090	0.992	0.303	0.2702	5	A-05
932	2039	1.053	0.94967	0.302	420.6	1805	0.993	0.296	0.2939	4	A-05
933	2040	0.918	1.08932	0.311	429.0	1505	0.972	0.386	0.2640	4	A-05
934	2041	0.900	1.11111	0.389	432.2	1800	1.424	0.242	0.3237	4	A-05
935	2042	0.874	1.14416	0.396	422.6	1505	1.420	0.277	0.3200	4	A-05
936	2043	0.949	1.05374	0.465	438.9	1800	1.947	0.167	0.4080	4	A-05
937	2044	0.811	1.23305	0.473	436.0	1505	1.913	0.229	0.3547	4	A-05
938	2045	0.888	1.12613	0.501	464.4	1505	2.475	0.180	0.4113	4	A-05
939	2046	1.027	0.97371	0.323	386.8	1800	0.983	0.288	0.3068	4	A-05
940	2047	0.891	1.12233	0.341	384.4	1505	0.977	0.368	0.2809	4	A-05
941	2048	0.944	1.05932	0.337	400.6	2395	0.985	0.281	0.2942	4	A-05
942	2049	0.861	1.16144	0.519	530.0	2110	2.956	0.155	0.4131	4	A-05
943	2050	1.041	0.96061	0.402	506.3	2105	2.023	0.161	0.3868	4	A-05
944	2051	0.891	1.12233	0.340	499.3	2100	1.424	0.261	0.2799	4	A-05
945	2052	0.899	1.11235	0.347	492.0	2100	1.431	0.253	0.2884	4	A-05

o