

May 9, 2018

U.S. Nuclear Regulatory Commission, Region I  
Division of Nuclear Materials Safety  
2100 Renaissance Boulevard, Suite 100  
King of Prussia, PA. 19406-2713

*Br. 1*

*03001242*

Ref: NRC License# 06-00649-03< Amendment Request to add Sarah O'Connell MD for 35.100 and 35.200 Use.


Middlesex Hospital is requesting the addition of Sarah O'Connell MD to our NRC license 06-00649-03 for material and use under 35.100 and 35.200. Dr. O'Connell is currently an authorized user for 35.100 and 35.200 on NRC License 06-09261-01.

To support this application the following documents are attached:

1. Sarah O'Connell MD, ABR certification in Diagnostic Radiology
2. Sarah O'Connell MD, Connecticut physician license
3. Sarah O'Connell MD, curriculum vitae
4. A copy of NRC license 06-09261-01, amendment no.94, granted to Lawrence and Memorial Hospital, listing authorized user Sarah O'Connell MD for 35.100 and 35.200 material and use.

Please notify The Middlesex Hospital RSO, Dr. Joan Merton, if any further information is required. (860-358-6470)

Sincerely,



David Giuffrida, P.E.  
Vice President, Operations

*608780*  
**NUCLEAR MATERIALS-002**

# The American Board of Radiology

*Organized through the cooperation of the  
 American College of Radiology, the American Roentgen Ray Society,  
 the American Radium Society, the Radiological Society of North America,  
 the Section on Radiology of the American Medical Association,  
 the American Society for Radiation Oncology, the Association of University Radiologists,  
 the American Association of Physicians in Medicine, and the Society of Interventional Radiology,  
 the American Board of Radiology hereby certifies that*

**Sarah H. O'Connell, MD**

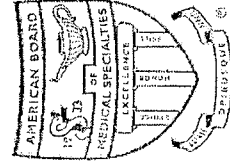
*Has pursued an accepted course of graduate study and clinical work, has met certain standards  
 and qualifications, including passing the examinations conducted under the authority of  
 the American Board of Radiology, demonstrating to the satisfaction of the Board qualification  
 to practice, and is therefore awarded the Board's certification in*

## Diagnostic Radiology

*Ongoing validity of this certificate is contingent upon  
 meeting the requirements of Maintenance of Certification.*

*This diplomate of the American Board of Radiology  
 is permitted to use the ABR mark to signify this certification.*

**ABR**



*Robert K. Kohn*  
 President

*C. P. ...*  
 Secretary-Treasurer

*Valerie J. Johnson*  
 Executive Director

Certificate No. 67506


Effective: April 04, 2017

PERSONAL INFORMATION WAS REMOVED  
BY NRC. NO COPY OF THIS INFORMATION  
WAS RETAINED BY THE NRC.


Dear Licensed Professional: This is your validated license for  
the coming year. Should you have any questions about  
your license renewal, please do not hesitate to write or call:

Department of Public Health (860) 509-7603  
P.O. Box 340308  
Hartford, CT 06134-0308 <https://ct.gov/dph/license>

Sincerely,



Raul Pino, MD, MPH, COMMISSIONER  
Department of Public Health

EMPLOYER'S COPY		
STATE OF CONNECTICUT DEPARTMENT OF PUBLIC HEALTH		
NAME SARAH O'CONNELL, MD		
VALIDATION NO. 12284174	LICENSE NO. [REDACTED]	CURRENT THROUGH 11/30/2018
PROFESSION Physician/Surgeon ACTIVE		
SIGNATURE 		COMMISSIONER

STATE OF CONNECTICUT

DEPARTMENT OF PUBLIC HEALTH

THE INDIVIDUAL NAMED BELOW IS LICENSED

BY THIS DEPARTMENT AS A

Physician/Surgeon

ACTIVE

SARAH O'CONNELL, MD

LICENSE NO.  
[REDACTED]

CURRENT THROUGH  
11/30/2018

VALIDATION NO.  
12284174




SIGNATURE

COMMISSIONER

INSTRUCTIONS:

1. Detach and sign each of the cards on this form.
2. Display the large card in a prominent place in your office or place of business.
3. The wallet card is for you to carry on your person. If you do not wish to carry the wallet card, place it in a secure place.
4. The employer's copy is for persons who must demonstrate current licensure/certification in order to retain employment or privileges. The employer's card is to be presented to the employer and kept by them as a part of your personnel file. Only one copy of this card can be supplied to you.

WALLET CARD		
STATE OF CONNECTICUT DEPARTMENT OF PUBLIC HEALTH		
NAME SARAH O'CONNELL, MD		
VALIDATION NO. 12284174	LICENSE NO. [REDACTED]	CURRENT THROUGH 11/30/2018
PROFESSION Physician/Surgeon ACTIVE		
SIGNATURE 		COMMISSIONER

PERSONAL INFORMATION WAS REMOVED  
BY NRC. NO COPY OF THIS INFORMATION  
WAS RETAINED BY THE NRC.

PERSONAL INFORMATION WAS REMOVED  
BY NRC. NO COPY OF THIS INFORMATION  
WAS RETAINED BY THE NRC.

Sarah H. O'Connell, M.D.

[REDACTED]

---

*Current Employment*

Radiologist, Ocean Radiology Associates, 365 Montauk Ave New  
London, CT.

*Training*

- 2015-2016 Breast Imaging Fellowship, Smilow Cancer Hospital at Yale New Haven  
Hospital, New Haven, CT.
- 2011-2015 Diagnostic Radiology Residency, Yale New Haven Hospital, New Haven,  
CT.
- 2010-2011 Internal Medicine Preliminary Internship, University of Texas Medical  
School at Houston, Houston, TX.

*Education*

- [REDACTED] M.D., University of Texas Medical School at Houston, Houston, TX.
- [REDACTED] Post-baccalaureate, 11 hours, University of Texas at San Antonio, San  
Antonio, TX.
- [REDACTED] Post-baccalaureate 36 hours, Cleveland State University, Cleveland, OH.
- [REDACTED] B.A. History, University of Oklahoma, Norman, OK.

*Certification and Licensure*

American Board of Radiology Certified April 4, 2017  
USMLE Steps 1, 2 CS and CK, 3 Passed  
State Medical License: CT, RI

PERSONAL INFORMATION WAS REMOVED  
BY NRC. NO COPY OF THIS INFORMATION  
WAS RETAINED BY THE NRC.

### *Honors and Awards*

- April 2013           ARRS MAGNA CUM LAUDE  
For a scientific exhibit, "Digital Breast Tomosynthesis and Breast Cancer Visualization in High-Risk Women." **Sarah H. O'Connell MD**, Reni Butler MD, Melissa Durand MD, Liva Andrejeva MD, Regina Hooley MD, Laura Horvath MD, Madhavi Raghu MD, Liane E. Philpotts MD.
- Aug 2009            ALPHA OMEGA ALPHA
- Aug 2009            RECOGNITION BY DEPARTMENT OF PEDIATRICS  
Received recognition from the Department of Pediatrics at the University of Texas Medical School at Houston for earning a score in the top 6% nationally on the Pediatric Shelf Exam.
- May 2007 and  
Aug 2009            CASE OF THE MONTH  
Twice awarded by the University of Texas Medical School at Houston's Future Radiologists of America.
- Mar 2000            PHI BETA KAPPA

### *Teaching*

- Feb 5, 2014            Abdominal Disease Imaging II, Lecture at Yale School of Medicine Physician Associate Program, New Haven, CT.
- Sep 30, 2013           The Normal Abdomen, Lecture at Yale School of Medicine Physician Associate Program, New Haven, CT.

### *Publications and Presentations*

- Dec 2016            Madhavi Raghu MD, Thomas E McCann MD, Taraneh Hashimi-Zonouz MD, **Sarah O'Connell MD**, Laura Sheiman MD, Reni Butler MD, Regina Hooley MD, Liane Philpotts MD, "BI-RADS 3 Re-defined with Tomosynthesis: Mammographic Features and Imaging Frequency," Accepted as oral presentation at RSNA 2016.
- May 2014            Reni Butler MD, **Sarah O'Connell MD**, Madhavi Raghu MD, Regina Hooley MD, Liane Philpotts MD, "Radial Scar Detection and Surgical Upgrade Rates-Management Update in the Age of Tomosynthesis,"

Accepted as oral presentation at the ARRS Annual Meeting in San Diego, CA.

- Apr 17, 2013 **Sarah H. O'Connell MD**, Reni Butler MD, Melissa Durand MD, Liva Andrejeva MD, Regina Hooley MD, Laura Horvath MD, Madhavi Raghu MD, Liane E. Philpotts MD. "Digital Breast Tomosynthesis and Cancer Visualization in High Risk Women," Scientific exhibit accepted for oral presentation during the Breast Power Hour at the ARRS Annual Meeting in Washington DC.
- Sep 21, 2009 **Sarah H. O'Connell** and Gillian Lieberman, "Assessment of a Ring-Enhancing Intracranial Mass: Abscess or Tumor?" internet-based mini-seminar in Lieberman's Learning Lab, publication date Sep 21, 2009, <http://eradiology.bidmc.harvard.edu>.
- Jul/Aug 2009 Irina Lytvak, M.D, Nella Carol Dornbluth, M.D., **Sarah H. O'Connell**, B.A., I-Tien Yeh, M.D. "Salivary Gland-Like Tumors of the Breast." *Pathology Case Reviews*. Volume 14, Number 4, July/August 2009.
- Oct 2004 Hamzah Malik, Fida Abdelkarim, **Sarah O'Connell**, Josh Doubrava, Andrew Somrack, and Alan T. Riga. "Calorimetric and Electrical Properties of a Commercial Transdermal Patch," presented at the North American Thermal Analysis Society Conference, October 2004.

### ***Professional Memberships***

- |                |                               |
|----------------|-------------------------------|
| 2011 - Present | AMERICAN BOARD OF RADIOLOGY   |
| 2011 - Present | AMERICAN COLLEGE OF RADIOLOGY |
| 2016-Present   | SOCIETY OF BREAST IMAGING     |

**MATERIALS LICENSE**

Pursuant to the Atomic Energy Act of 1954, as amended, the Energy Reorganization Act of 1974 (Public Law 93-438), and Title 10, Code of Federal Regulations, Chapter I, Parts 30, 31, 32, 33, 34, 35, 36, 37, 39, 40, 70 and 71, and in reliance on statements and representations heretofore made by the licensee, a license is hereby issued authorizing the licensee to receive, acquire, possess, and transfer byproduct, source, and special nuclear material designated below; to use such material for the purpose(s) and at the place(s) designated below; to deliver or transfer such material to persons authorized to receive it in accordance with the regulations of the applicable Part(s). This license shall be deemed to contain the conditions specified in Section 183 of the Atomic Energy Act of 1954, as amended, and is subject to all applicable rules, regulations, and orders of the Nuclear Regulatory Commission now or hereafter in effect and to any conditions specified below.

Licensee		In accordance with letter dated July 7, 2016	4. Expiration Date: June 30, 2024
1. Lawrence & Memorial Hospital		3. License number: 06-09261-01 is amended in its entirety to read as follows:	5. Docket No.: 030-01275 Reference No.:
2. 365 Montauk Avenue New London, CT 06320-4769			
6. Byproduct, source, and/or special nuclear material	7. Chemical and/or physical form	8. Maximum amount that licensee may possess at any one time under this license	9. Authorized use
A. Any byproduct material permitted by 10 CFR 35.100	A. Any	A. As Needed	A. For use in uptake, dilution and excretion studies permitted by 10 CFR 35.100.
B. Any byproduct material permitted by 10 CFR 35.200	B. Any	B. As Needed	B. For use in imaging and localization studies permitted by 10 CFR 35.200.
C. Any byproduct material permitted by 10 CFR 35.300	C. Any	C. 500 millicuries total	C. For any use permitted by 10 CFR 35.300, for which the patient can be released under the provisions of 10 CFR 35.75.
D. Any byproduct material permitted by 10 CFR 35.500	D. Sealed Sources (AEA Technology, Model GD.LIN2; Isotope Products Laboratories, Model NES-8426, or A-3410)	D. 120 millicuries per source and 300 millicuries total	D. For diagnostic medical use of sealed sources permitted by 10 CFR 35.500 in compatible devices registered in accordance with 10 CFR 30.32(g).

**MATERIALS LICENSE  
SUPPLEMENTARY SHEET**

License Number

06-09261-01

Docket or Reference Number

030-01275

Amendment No. 94

**CONDITIONS**

10. A. Licensed material may be used or stored only at the licensee's facilities located at 365 Montauk Avenue, New London, Connecticut.

B. Licensed material in Item 6.B. may be used or stored only at the licensee's facilities located at 196 Parkway South, Suite 102, Waterford, Connecticut.

11. The Radiation Safety Officer for this license is John Sorrentino, M.D.

12. Licensed material shall only be used by, or under the supervision of:

A. Individuals permitted to work as authorized users in accordance with 10 CFR 35.13 and 10 CFR 35.14.

B. The following individuals are authorized users for the material and medical uses as indicated:

<u>Authorized User(M.D., D.O., etc.)</u>	<u>Material and Use</u>
Leonard A. Copertino , M.D.	35.100,35.200,35.300,35.500
Francis J. Mirecki , M.D.	35.200,35.500
Ira Sitko , M.D.	35.100,35.200,35.500
Todd Blue, M.D.	35.100,35.200,35.300,35.500
Valerie Popkin , M.D.	35.200,35.500
Preston R. Lamberton , M.D.	35.300
Mark J. Somers, M.D.	35.200,35.500
Jon Gaudio , M.D.	35.200,35.500
Charles W. Andrias , M.D.	35.100,35.200,35.500
Sheldon Robbins , M.D.	35.100; 35.200; oral administration of sodium iodide I-131 in quantities less than or equal to 33 millicuries; 35.500



**MATERIALS LICENSE  
SUPPLEMENTARY SHEET**

License Number  
06-09261-01

Docket or Reference Number  
030-01275

Amendment No. 94

Authorized User(M.D.,D.O.,etc.)

John Sorrentino, M.D.

Arun Basu, M.D.

Thomas J Manning, M.D.

Sarah O'Connell, M.D.

Material and Use

35.100; 35.200; oral administration of sodium iodide I-131 in quantities less than or equal to 33 millicuries.

35.100; 35.200; Oral administration of sodium iodide I-131; Parenteral administration of any beta emitter, or photon-emitting radionuclide with a photon energy less than 150 keV for which a written directive is required.

35.100; 35.200; 35.300 except oral administration of greater than 33 millicuries of sodium iodide I-131; 35.500

35.100; 35.200; Oral administration of greater than 33 millicuries of sodium iodide-131

13. In addition to the possession limits in Item 8, the licensee shall further restrict the possession of licensed material to quantities below the minimum limit specified in 10 CFR 30.35(d) for establishing decommissioning financial assurance.

**MATERIALS LICENSE  
SUPPLEMENTARY SHEET**License Number  
06-09261-01Docket or Reference Number  
030-01275

Amendment No. 94

14. Except as specifically provided otherwise in this license, the licensee shall conduct its program in accordance with the statements, representations, and procedures contained in the documents, including any enclosures, listed below. This license condition applies only to those procedures that are required to be submitted in accordance with the regulations. Additionally, this license condition does not limit the licensee's ability to make changes to the radiation protection program as provided for in 10 CFR 35.26. The U.S. Nuclear Regulatory Commission's regulations shall govern unless the statements, representations, and procedures in the licensee's application and correspondence are more restrictive than the regulations.
- A. Application dated January 17, 2014 [ML14041A300]
  - B. Letter dated April 21, 2014 [ML14126A3B7]
  - C. Letter dated May 22, 2014 [ML14160A550]

FOR THE U.S. NUCLEAR REGULATORY COMMISSION

Date: August 3, 2016By:   
Robert Gallagher  
Region 1



**ACKNOWLEDGEMENT - RECEIPT OF CORRESPONDENCE**

<b>Name and Address of Applicant and/or Licensee</b>  Middlesex Hospital ATTN: Laura Martino, Vice President, Marketing, Development, & Community Programs 28 Crescent Street Middletown, CT 06457-3650	<b>Date</b> May 16, 2018
	<b>License Number(s)</b> 06-00649-03
	<b>Mail Control Number(s)</b> 608780
	<b>Licensing and/or Technical Reviewer or Branch</b> Medical Branch

This is to acknowledge receipt of your:  Letter and/or  Application Dated: 05/09/2018

The initial processing, which included an administrative review, has been performed.  
 Amendment  Termination  New License  Renewal

There were no administrative omissions identified during our initial review.

This is to acknowledge receipt of your application for renewal of the material(s) license identified above. Your application is deemed timely filed, and accordingly, the license will not expire until final action has been taken by this office.

Your application for a new NRC license did not include your taxpayer identification number. Please complete and submit NRC Form 531, Request for Taxpayer Identification Number, located at the following link: <http://www.nrc.gov/reading-rm/doc-collections/forms/nrc531.pdf>  
 Follow the instructions on the form for submission.

The following administrative omissions have been identified:  
 [Empty box for listing omissions]

Your application has been assigned the above listed MAIL CONTROL NUMBER. When calling to inquire about this action, please refer to this control number. Your application has been forwarded to a technical reviewer. Please note that the technical review, which is normally completed within 180 days for a renewal application (90 days for all other requests), may identify additional omissions or require additional information. If you have any questions concerning the processing of your application, our contact information is listed below:

**Region I**  
**U. S. Nuclear Regulatory Commission**  
**Division of Nuclear Materials Safety**  
**2100 Renaissance Boulevard, Suite 100**  
**King of Prussia, PA 19406-2713**  
**(610) 337-5260, (610) 337-5313,**  
**(610) 337-5398, or (610) 337-5239**