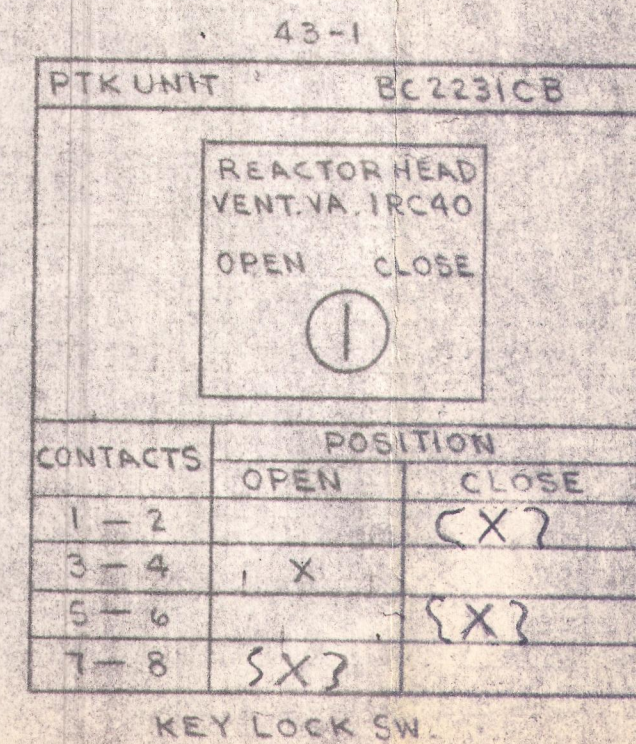
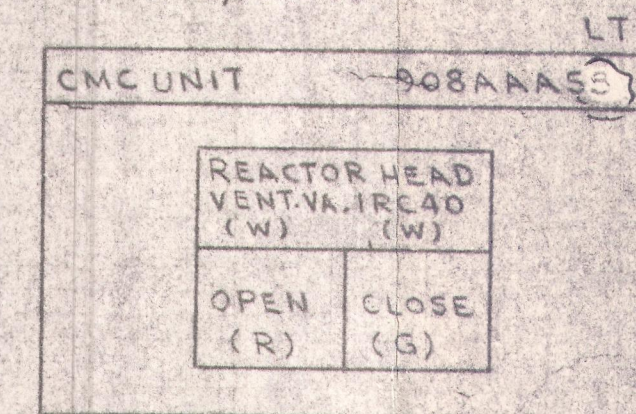
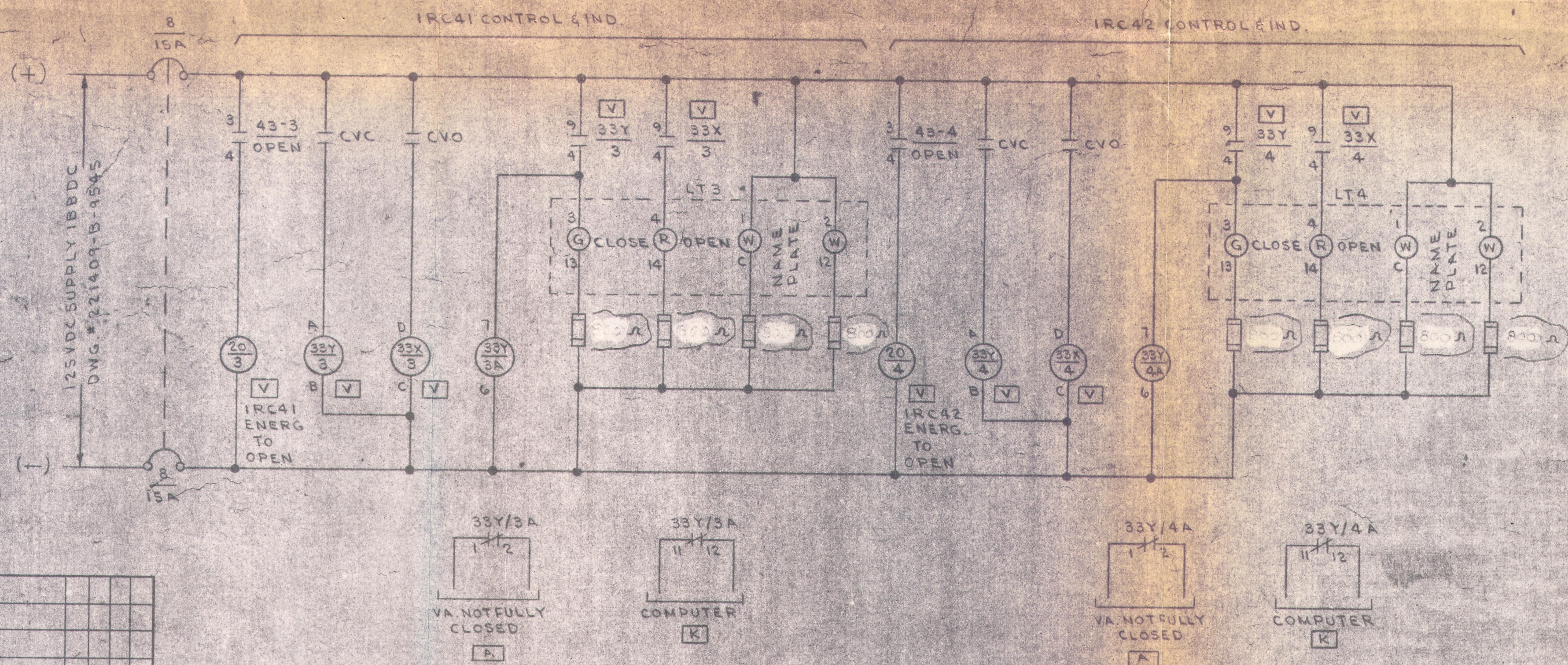


TYPICAL FOR  
 LT1 THRU LT4  
 43-1 THRU 43-4  
 VA'S IRC40, IRC41  
 IRC42, IRC43



- [K] LOC. ON COMPUTER CAB. 02 W. D. DWG. # 221235-AB-3655
- [V] LOCATED ON RESPECTIVE VALVE
- [A] LOC. ON ANNUN. CAB. 72 F.V. W. D. DWG. # 222761-B-9554

ALL EQUIPMENT LOCATED IN RECORDER PANEL IRP2 UNLESS OTHERWISE SPECIFIED.



TERA  
 APERTURE  
 CARD

No.	Date	Description	Drawn	Chk	App'd
1		REVISION			

GENERAL NOTES  
 USE PRINTS OF LATEST REVISION ONLY.  
 DO NOT SCALE. USE DIMENSIONS ONLY.  
 FOR LIST OF REFERENCE DRAWINGS SEE DRAWING NO. THIS DRAWING  
 THIS DRAWING SUPERSEDES  
 THIS DRAWING SHEET NO. 1 OF 1 SHEETS.

R 200

SALEM NUCLEAR GENERATING STATION  
 NO. UNIT  
 REACTOR HEAD VENT. VALVE  
 SCHEMATIC CONTROLS

**PUBLIC SERVICE ELECTRIC AND GAS COMPANY**  
 ENGINEERING DEPARTMENT  
 NEWARK, N. J.

DRAWN: STOUGHTON CHECKED: [Signature] SCALE: NONE  
 DATE: 5-29-80 EXAMINED: [Signature]  
 AUTH: A 6486.1 APPROVED: [Signature]

248116-B-9676-IR-IEC-0545-C1/1 SH.2