

REGULATORY INFORMATION DISTRIBUTION SYSTEM (RIDS)

ACCESSION NBR:8404030114 DOC.DATE: 84/03/27 NOTARIZED: NO DOCKET #
 FACIL:50-220 Nine Mile Point Nuclear Station, Unit 1, Niagara Powe 05000220
 AUTH.NAME AUTHOR AFFILIATION
 MANGAN,C.V. Niagara Mohawk Power Corp.
 RECIP.NAME RECIPIENT AFFILIATION
 VASSALLO,D.B. Operating Reactors Branch 2

SUBJECT: Forwards revs for Pages 53 & 57-60 of offsite dose
 calculational manual covering R values & dose parameters for
 iodine submitted w/840307 ltr.

DISTRIBUTION CODE: A009S COPIES RECEIVED:LTR 1 ENCL 1 SIZE: 7
 TITLE: OR/Licensing Submittal: Appendix I

NOTES:

	RECIPIENT ID CODE/NAME		COPIES		RECIPIENT ID CODE/NAME		COPIES	
			LTTR	ENCL			LTTR	ENCL
	NRR ORB2 BC 01		7	7				
INTERNAL:	ELD/HDS3	19	1	0	NRR/DL/ORAB		1	0
	NRR/DSI/AEB		1	0	NRR/DSI/METB 08		1	1
	NRR/DSI/RAB 10		1	1	<u>REG FILE</u> 04		1	1
	RGN1		1	1				
EXTERNAL:	ACRS	11	6	6	LPDR	03	1	1
	NRC PDR	02	1	1	NSIC	05	1	1
	NTIS		1	1				

CONFIDENTIAL

ALL INFORMATION CONTAINED HEREIN IS UNCLASSIFIED EXCEPT WHERE SHOWN OTHERWISE BY THE MARKS

DATE OF DECLASSIFICATION: 10/10/2000

EXEMPT FROM AUTOMATIC DECLASSIFICATION

SECRET

CLASSIFICATION	EXEMPTION CODE	EXEMPTION AUTHORITY	DATE	BY	REMARKS
SECRET	1.4	1.4	10/10/2000	100000	EXEMPT FROM AUTOMATIC DECLASSIFICATION
SECRET	1.4	1.4	10/10/2000	100000	EXEMPT FROM AUTOMATIC DECLASSIFICATION
SECRET	1.4	1.4	10/10/2000	100000	EXEMPT FROM AUTOMATIC DECLASSIFICATION
SECRET	1.4	1.4	10/10/2000	100000	EXEMPT FROM AUTOMATIC DECLASSIFICATION
SECRET	1.4	1.4	10/10/2000	100000	EXEMPT FROM AUTOMATIC DECLASSIFICATION

March 27, 1984

Director of Nuclear Reactor Regulation
Attention: Mr. Domenic B. Vassallo, Chief
Operating Reactors Branch No. 2
Division of Licensing
U. S. Nuclear Regulatory Commission
Washington, D.C. 20555

Re: Nine Mile Point Unit 1
Docket No. 50-220
..... DPR-63

Dear Mr. Vassallo:

Our March 7, 1984 letter transmitted copies of the Off-Site Dose
Calculational Manual. Contained herein are revisions for Page 53 and Pages
57-60. Please replace these sheets in the manuals previously provided.

Sincerely,

NIAGARA MOHAWK POWER CORPORATION

C. V. Mangan

C. V. Mangan
Vice President
Nuclear Engineering and Licensing

CVM/RJP:slw
Enclosures

8404030114 840327
PDR ADOCK 05000220
PDR

A009
111



e

.

... ..
... ..
... ..
... ..
... ..

... ..

.

... ..

... ..

... ..
... ..
... ..
... ..

... ..


... ..

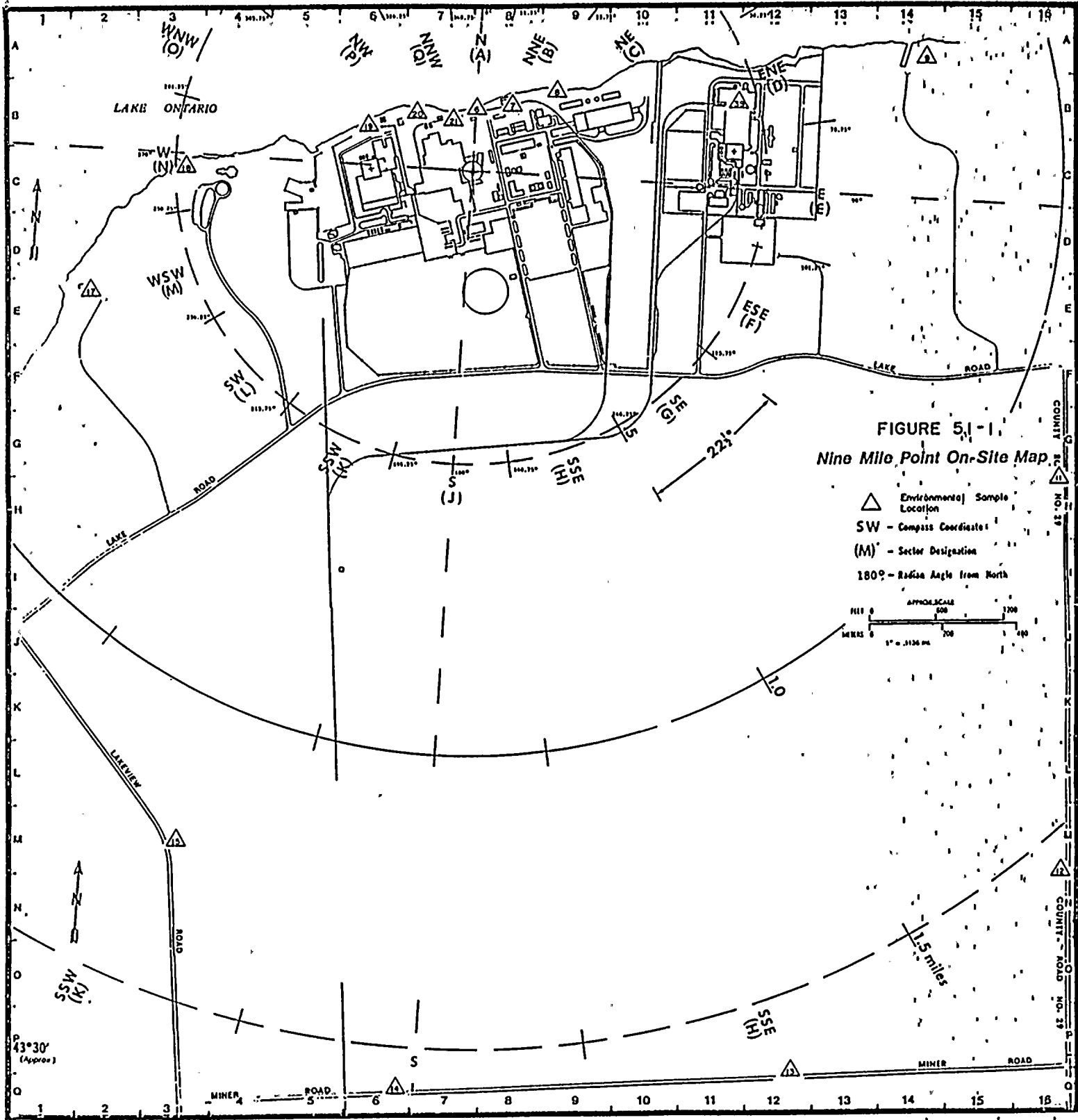
... ..


... ..

TABLE 3-4S
 R VALUES - GROUND - ALL AGE GROUPS
 m^2 -mrem/yr
 uCi/sec

<u>NUCLIDE</u>	<u>T: -BODY</u>
Cr 51	4.66E 06
Mn 54	1.34E 09
Fe 59	2.75E 08
Co 58	3.79E 08
Co 60	2.15E 10
Zn 65	7.49E 08
Sr 89	2.23E 04
Zr 95	2.49E 08
I 131	1.72E 07
I 133	2.47E 06
Cs 134	6.82E 09
Cs 136	1.49E 08
Cs 137	1.03E 10
Ba 140	2.05E 07
Ce 141	1.36E 07
I 135	Later
BA/LA 140	Later
Nb 95	Later
Sb 125	Later







APPENDIX — A

DOSE PARAMETERS FOR IODINE 131 AND 133,
PARTICULATES AND TRITIUM



Handwritten marks and a small number '3' in the top right corner.

APPENDIX A

DOSE PARAMETERS FOR IODINE-131 AND -133, PARTICULATES AND TRITIUM

This appendix contains the methodology which was used to calculate the dose parameters for I-131, I-133, particulates, and tritium. The dose parameter, R_i , was calculated using the methodology outlined in NUREG-0133 and Regulatory Guide 1.109, Revision 1. The radioiodine and particulate Technical Specification (Section 3.6.15) is applicable to the location in the unrestricted area where the combination of existing pathways and receptor age groups indicates the maximum potential exposure occurs, i.e., the critical receptor. The inhalation and ground plane exposure pathways are considered to exist all locations but the critical location will be used for dose purposes. The grass-goat-milk, the grass-cow-milk, grass-cow-meat, and vegetation pathways are considered to exist at specific locations. R_i values have been calculated for the adult, teen, child and infant age groups for all pathways. The methodology used to calculate these values follows:

A.1 Inhalation Pathway

$$R_i = K^1 (BR)_a (DFA_i)_a$$

where:

R_i = dose factor for each identified radionuclide i of the organ of interest (units = mrem/hr per uCi/m³);

K^1 = a constant of unit conversion:

$$= 10^6 \text{ pCi/uCi};$$

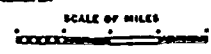
$(BR)_a$ = Breathing rate of the receptor of age group a , (units = m³/yr);

$(DFA_i)_a$ = organ inhalation dose factor for radionuclide i for the receptor of age group a , (units = mrem/pCi).



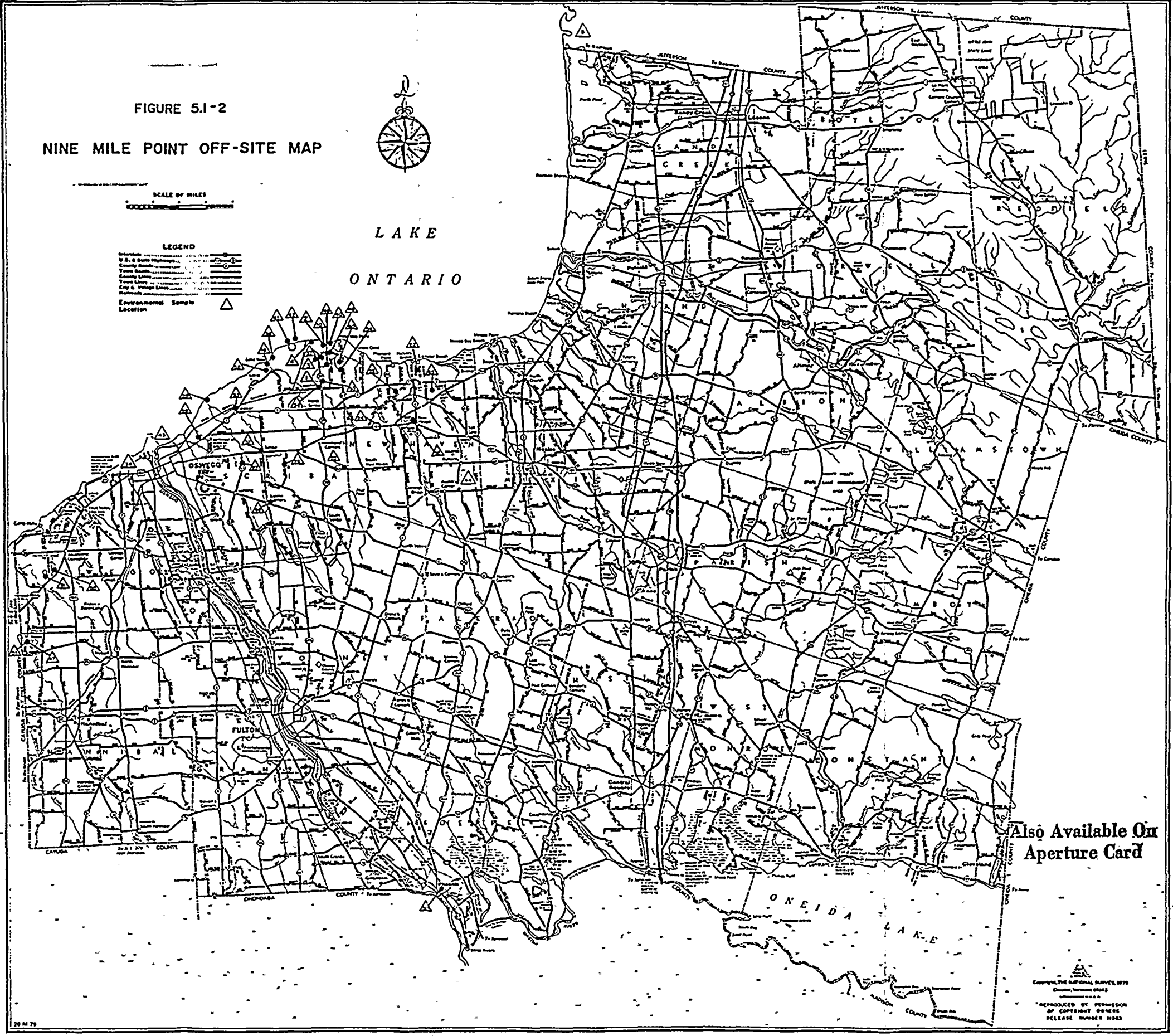
1

FIGURE 5.1-2
NINE MILE POINT OFF-SITE MAP



LEGEND

State Boundary	—
U.S. & State Highways	—
County Road	—
Town Road	—
County Line	—
Town Line	—
City & Village Limits	—
Railroad	—
Environmental Sample Location	△



TI
APERTURE
CARD

Also Available On
Aperture Card

Copyright © THE NATIONAL BUREAU OF SURVEY, 1979
Reproduced by permission
of COPYRIGHT PRINTER
RELEASE UNDER E.O. 13526

