

October 4, 1985  
(NMP2L 0507)

Mr. Walter Butler, Chief  
Licensing Branch No. 2  
U.S. Nuclear Regulatory Commission  
Washington, D.C. 20555

Dear Mr. Butler:

Re: Nine Mile Point Unit 2  
Docket No. 50-410

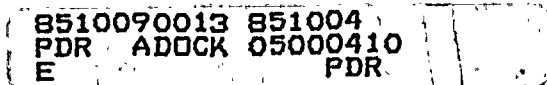
Enclosed are Final Safety Analysis Report revised figures for Nine Mile Point Unit 2. Figures 9.5-40a, 9.5-40b, 9.5-40c and 9.5-42 show certain Division I and II Diesel Generator interface piping. These drawings are provided to close Safety Evaluation Report confirmatory item 40. This information will be included in the next Final Safety Analysis Report amendment.

Very truly yours,

*C. V. Mangano*  
C. V. Mangano  
Senior Vice President

NLR/BB:rla  
Enclosure

0966G  
xc: R. A. Gramm, NRC Resident Inspector  
Project File (2)



*Bool  
1/2*

*Agreement  
Card Dist*

*Drawings  
To: Reg File - 1  
M. Haughey - 1  
LBR/2*



[Illegible Title]

[Illegible text block 1]

[Illegible text block 2]

[Illegible text block 3]

[Illegible text block 4]

[Illegible text block 5]

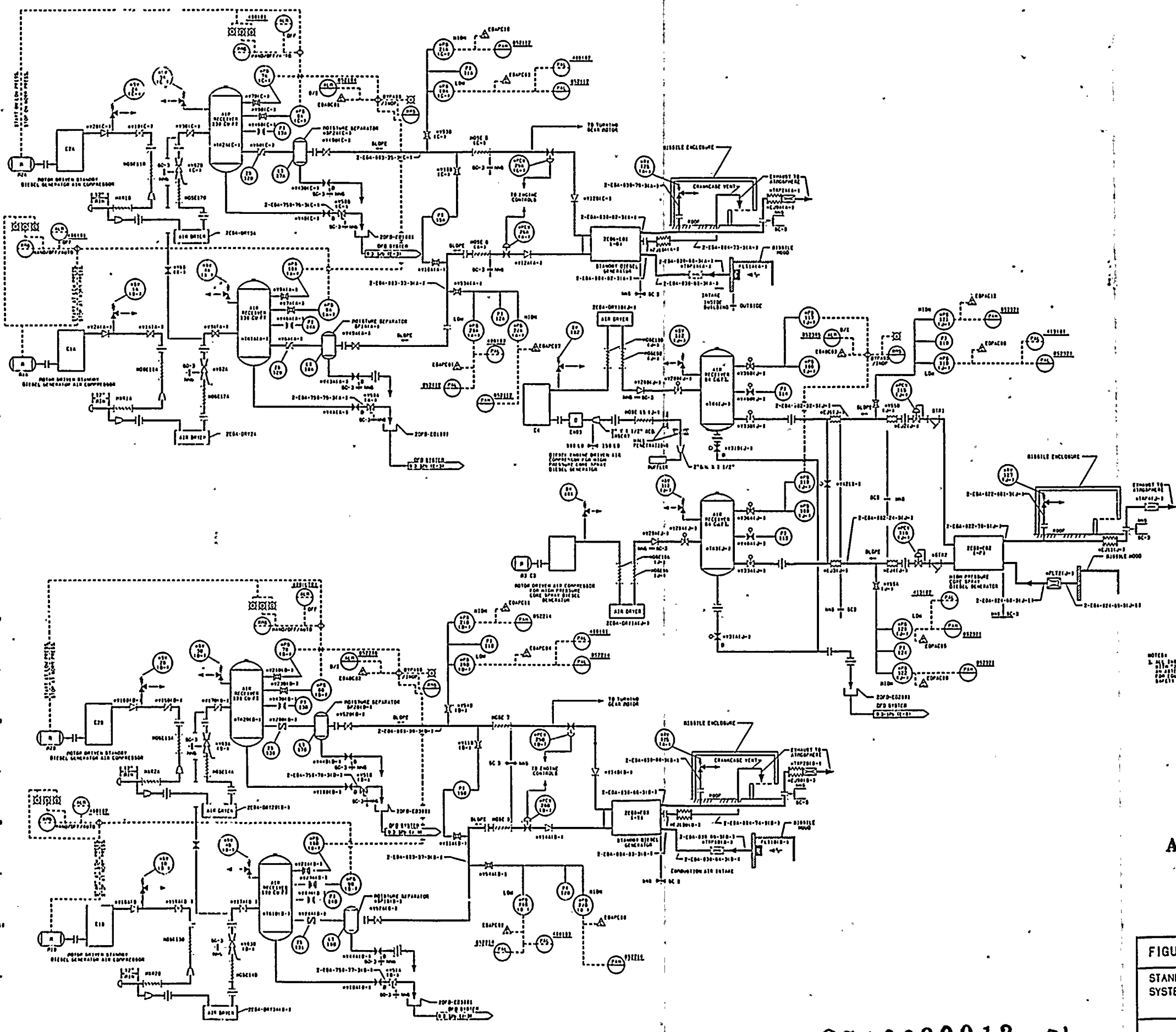
[Illegible text block 6]

[Illegible text block 7]

[Illegible text block 8]

[Illegible text block 9]

[Illegible text block 10]



NOTES:  
 1. ALL INSTRUMENT & EQUIPMENT NUMBERS TO BE PREFIXED WITH STATION ID NUMBER UNLESS OTHERWISE SPECIFIED IN DRAWING.  
 2. INSTRUMENTS AND EQUIPMENT WHICH ARE PART OF NUCLEAR SAFETY SYSTEMS.

# TI APERTURE CARD

Also Available On Aperture Card

FIGURE 9.5- 40a  
 STANDBY DIESEL GENERATOR SYSTEM  
 NINE MILE POINT NUCLEAR STATION-UNIT 2  
 FINAL SAFETY ANALYSIS REPORT

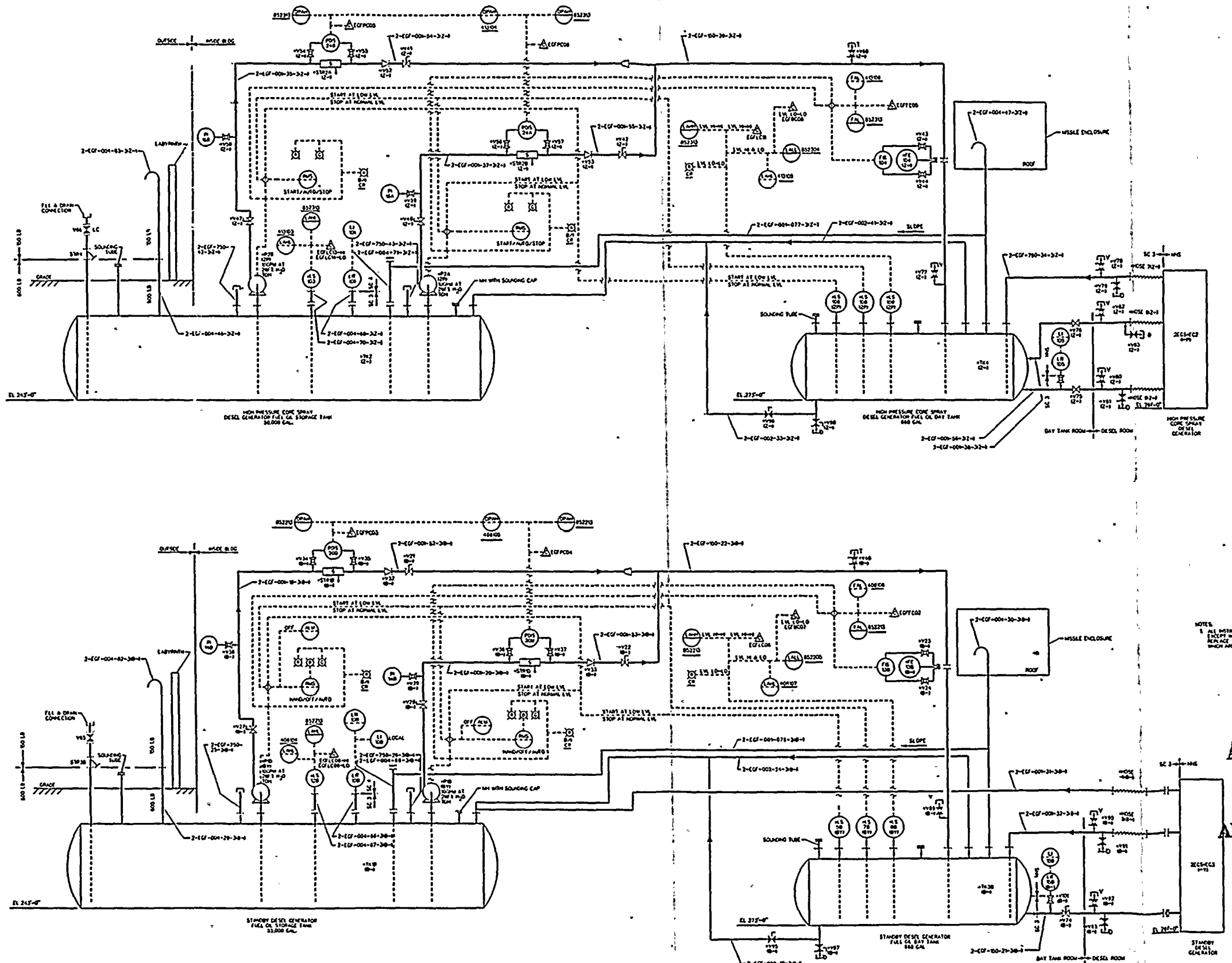
8510090013 - 01

SOURCE: 9507-70-0000  
 1-11-67 STANDBY DIESEL GENERATOR

824000018

WILSON & GIBSON  
WILSON & GIBSON

WILSON & GIBSON  
WILSON & GIBSON



NOTES  
 1 ALL INSTRUMENT AND EQUIPMENT NUMBERS TO BE PREFIXED WITH "2-EG-"  
 EXCEPT WHERE IS DIFFERENT PREFIX IS SHOWN AND SYSTEMS WILL  
 REPLACE THE DESIGN IN THE PREFIX FOR EQUIPMENT AND INSTRUMENTS  
 WHICH ARE PART OF THE NUCLEAR SAFETY FEATURES SYSTEM

**TI  
 APERTURE  
 CARD**

Also Available On  
 Aperture Card

THIS DRAWING CREATED ELECTRONICALLY  
 09/14/83

SOURCE 12177-PD-1048  
 TITLE: STANDBY DIESEL GENERATOR

8510090013-02

FIGURE 9.5-40b

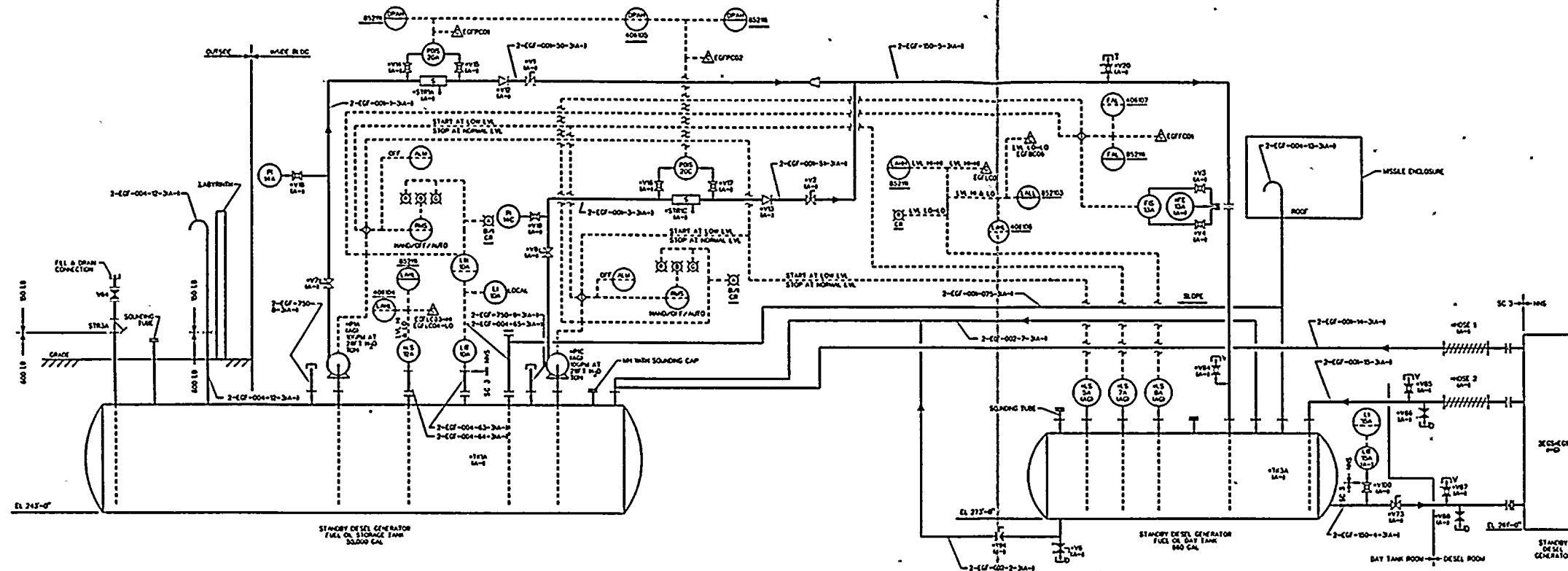
STANDBY DIESEL GENERATOR  
 SYSTEM

NINE MILE POINT  
 NUCLEAR STATION UNIT-2  
 FINAL SAFETY ANALYSIS REPORT

821000013

SECRET

U. S. DEPARTMENT OF THE ARMY  
WASHINGTON, D. C.



NOTES  
 1. ALL INSTRUMENT AND EQUIPMENT NUMBERS TO BE PREFIXED WITH "2-CF-"  
 2. IF A DIFFERENT PREFIX IS SHOWN, AN ASTERISK WILL  
 REPLACE THE DATA IN THE PREFIX FOR EQUIPMENT AND INSTRUMENTS  
 WHICH ARE PART OF THE NUCLEAR SAFETY FEATURES SYSTEM

**TI  
 APERTURE  
 CARD**

Also Available On  
 Aperture Card

THIS DRAWING CREATED ELECTRONICALLY  
 09/21/85

**FIGURE 9.5-40c**  
 STANDBY DIESEL GENERATOR  
 SYSTEM  
 NINE MILE POINT  
 NUCLEAR STATION UNIT-2  
 FINAL SAFETY ANALYSIS REPORT

SOURCE 12177-PD-104C  
 TITLE: STANDBY DIESEL GENERATOR

8510090013-03

821000018

1950  
10/10/50

1950  
10/10/50



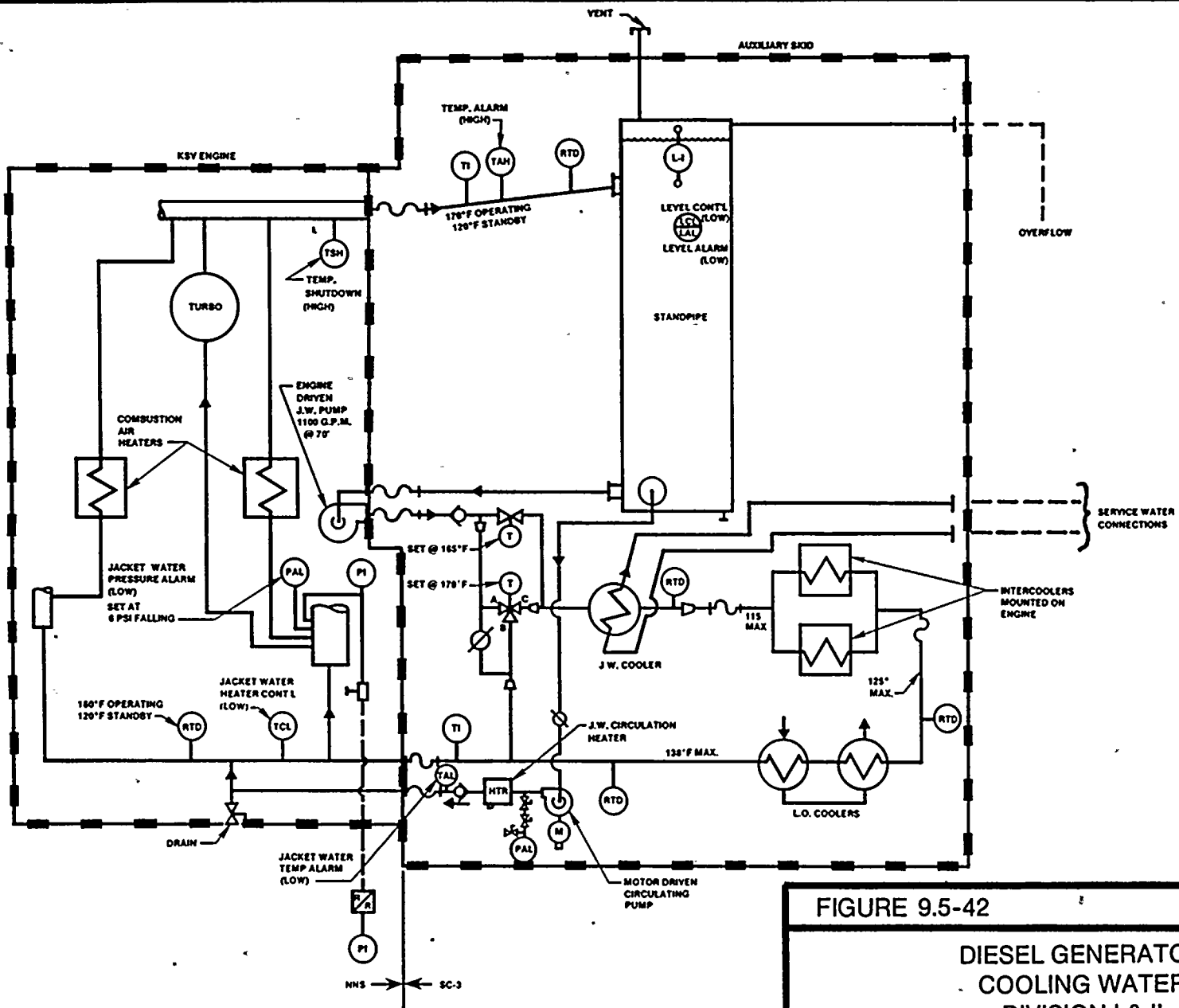


FIGURE 9.5-42

DIESEL GENERATOR  
 COOLING WATER  
 DIVISION I & II

NIAGARA MOHAWK POWER CORPORATION  
 NINE MILE POINT-UNIT 2  
 FINAL SAFETY ANALYSIS REPORT

