

REGULAR INFORMATION DISTRIBUTION SYSTEM (RIDS)

ACCESSION NBR: 8509060154    DOC. DATE: 85/09/03    NOTARIZED: NO    DOCKET #  
 FACIL: 50-410 Nine Mile Point Nuclear Station, Unit 2, Niagara Moho    05000410  
 AUTH. NAME    AUTHOR AFFILIATION  
 MANGAN, C.V.    Niagara Mohawk Power Corp.  
 RECIP. NAME    RECIPIENT AFFILIATION  
 BUTLER, W.    Licensing Branch 2

SUBJECT: Notifies that 10 scuppers will be provided in screenwall bldg roof based on calculation of max roof loading caused by rainfall. All other safety-related roofs can accommodate max roof loading. w/one oversize drawing.

DISTRIBUTION CODE: B001D    COPIES RECEIVED: LTR 1 ENCL 5 SIZE: 1+1  
 TITLE: Licensing Submittal: PSAR/FSAR Amdts & Related Correspondence

NOTES:


	RECIPIENT ID CODE/NAME	COPIES LTR ENCL	RECIPIENT ID CODE/NAME	COPIES LTR ENCL
	NRR/DL/ADL	1 0	NRR LB2 BC	1 0
	NRR LB2 LA	1 0	HAUGHEY, M 01	1 1
INTERNAL:	ACRS 41	6 6	ADM/LFMB	1 0
	ELD/HDS3	1 0	IE FILE	1 1
	IE/DEPER/EPB 36	1 1	IE/DQAVT/QAB21	1 1
	NRR ROE, M.L	1 1	NRR/DE/AEAB	1 0
	NRR/DE/CEB 11	1 1	NRR/DE/EHEB	1 1
	NRR/DE/EQB 13	2 2	NRR/DE/GB 28	2 2
	NRR/DE/MEB 18	1 1	NRR/DE/MTEB 17	1 1
	NRR/DE/SAB 24	1 1	NRR/DE/SGEB 25	1 1
	NRR/DHFS/HFEB40	1 1	NRR/DHFS/LQB 32	1 1
	NRR/DHFS/PSRB	1 1	NRR/DL/SSPB	1 0
	NRR/DSI/AEB 26	1 1	NRR/DSI/ASB	1 1
	NRR/DSI/CPB 10	1 1	NRR/DSI/CSB 09	1 1
	NRR/DSI/ICSB 16	1 1	NRR/DSI/METB 12	1 1
	NRR/DSI/PSB 19	1 1	NRR/DSI/RAB 22	1 1
	NRR/DSI/RSB 23	1 1	REG FILE 04	1 1
	RGN1	3 3	RM/DDAMI/MIB	1 0
EXTERNAL:	24X	1 1	BNL (AMDTS ONLY)	1 1
	DMB/DSS (AMDTS)	1 1	LPDR 03	1 1
	NRC PDR 02	1 1	NSIC 05	1 1
	PNL GRUEL, R	1 1		

Aperture Card Dist.

Drawings to:

Reg File

PDR per PM  
 LPDR  
 NSIC  
 244



Small, faint, illegible marks or characters.

Large, faint, illegible marks or characters, possibly bleed-through from the reverse side of the page.

September 3, 1985  
(NMP2L 0484)

Mr. Walter Butler, Chief  
Licensing Branch No. 2  
U.S. Nuclear Regulatory Commission  
Washington, DC 20555

Dear Mr. Butler:

Re: Nine Mile Point Unit 2  
Docket No. 50-410

We have completed our design for the parapet scuppers for Nine Mile Point Unit 2. The Reactor Building, Screenwell Building, Diesel Generator Building, Standby Gas Treatment Building, Control Building and Auxiliary Service Building roofs were evaluated for the probable maximum precipitation (rainfall) based upon Hydrometeorological Report Nos. 51 and 52. The maximum roof loading due to this condition was determined to be 27.1 inches of standing water, which was conservatively calculated to be 145 lbs/ft<sup>2</sup>.

Based on this calculation, scuppers will be provided in the Screenwell Building roof. All other safety related roofs can accommodate the maximum roof loading described above. A typical scupper detail is shown on Drawing EA 14A-7. The scuppers will be placed at about five inches above the top of the roof. Ten scuppers will be provided for the Screenwell Building. The Final Safety Analysis Report will be changed to address these design aspects.


Very truly yours;

*C. V. Mangar*


C. V. Mangar  
Senior Vice President

NLR/r1a  
0917G

xc: R. A. Gramm, NRC Resident Inspector  
Project File (2)



*Asst. Dir. Control Dist*  
*Drawings*  
*To: Reg File*  
*PDR*  
*LPDR*  
*NSIC*  
*24x*



**NY NIAGARA  
NM MOHAWK**

NIAGARA MOHAWK POWER CORPORATION/300 ERIE BOULEVARD WEST, SYRACUSE, N.Y. 13202/TELEPHONE (315) 474-1511

September 3, 1985  
(NMP2L 0484)

Mr. Walter Butler, Chief  
Licensing Branch No. 2  
U.S. Nuclear Regulatory Commission  
Washington, DC 20555

Dear Mr. Butler:

Re: Nine Mile Point Unit 2  
Docket No. 50-410

We have completed our design for the parapet scuppers for Nine Mile Point Unit 2. The Reactor Building, Screenwell Building, Diesel Generator Building, Standby Gas Treatment Building, Control Building and Auxiliary Service Building roofs were evaluated for the probable maximum precipitation (rainfall) based upon Hydrometeorological Report Nos. 51 and 52. The maximum roof loading due to this condition was determined to be 27.1 inches of standing water, which was conservatively calculated to be 145 lbs/ft<sup>2</sup>.

Based on this calculation, scuppers will be provided in the Screenwell Building roof. All other safety related roofs can accommodate the maximum roof loading described above. A typical scupper detail is shown on Drawing EA 14A-7. The scuppers will be placed at about five inches above the top of the roof. Ten scuppers will be provided for the Screenwell Building. The Final Safety Analysis Report will be changed to address these design aspects.

Very truly yours,

*C. V. Mangar*  
C. V. Mangar  
Senior Vice President

NLR/rla  
0917G

xc: R. A. Gramm, NRC Resident Inspector  
Project File (2)

8509060154  
TIME

Drawings TO PM  
Boo!  
/



1954