

REGULATORY INFORMATION DISTRIBUTION SYSTEM (RIDS)

ACCESSION NBR: 7910300265 DOC. DATE: 79/10/23 NOTARIZED: NO DOCKET #  
 FACIL: 50-259 Browns Ferry Nuclear Power Station, Unit 1, Tennessee 05000259  
 50-260 Browns Ferry Nuclear Power Station, Unit 2, Tennessee 05000260  
 50-296 Browns Ferry Nuclear Power Station, Unit 3, Tennessee 05000296

AUTH. NAME AUTHOR AFFILIATION  
 MILLS, L.M. Tennessee Valley Authority  
 RECIP. NAME RECIPIENT AFFILIATION  
 EISENHUT, D.G. Office of Nuclear Reactor Regulation

SUBJECT: Forwards fish impingement rept for third quarter of 1979.

DISTRIBUTION CODE: A007S COPIES RECEIVED: LTR 1 ENCL 1 SIZE: 15  
 TITLE: Annual Environ. Reports (OL Stage)

NOTES: -----

ACTION:	RECIPIENT	COPIES		RECIPIENT	COPIES	
	ID CODE/NAME	LTR	ENCL	ID CODE/NAME	LTR	ENCL
ACTION:	05 BC <u>ORB#3</u>	7	7			
INTERNAL:	01 <u>REG FILE</u>	1	1	02 MRC PDR	1	1
	12 IRE	2	2	14 EEB	1	1
	15 ENVN SPEC BR	1	1	16 EFLT TRT SYS	1	1
	17 RAD ASMT BR	1	1	18 EPS BR SD	1	1
EXTERNAL:	03 LPDR	1	1	04 NSIC	1	1
	19 ACRS	1	1			

NOV 2 1979

ENVRD  
 OCP

END  
 )

TENNESSEE VALLEY AUTHORITY

CHATTANOOGA, TENNESSEE 37401

400 Chestnut Street Tower II

October 23, 1979


Director of Nuclear Reactor Regulation  
Attention: Mr. Darrell G. Eisenhut, Director  
Division of Operating Reactors  
U.S. Nuclear Regulatory Commission  
Washington, DC 20555

Dear Mr. Eisenhut:

The purpose of this letter is to file the fish impingement report for the Browns Ferry Nuclear Plant units 1, 2, and 3 (Facility Operating License DPR-33, DPR-52, and DPR-63) for the third quarter of 1979 as required by the environmental technical specifications.

Very truly yours,

TENNESSEE VALLEY AUTHORITY



L. M. Mills, Manager  
Nuclear Regulation and Safety

Enclosure


cc (Enclosure):

Mr. Gerald R. Hooper  
District Fisheries Section  
Alabama Game and Fish Commission  
Department of Conservation and  
Natural Resources  
P.O. Box 366  
Decatur, Alabama 35601

Mr. Sam L. Spencer, Chief  
Fisheries Section  
Alabama Game and Fish Commission  
Department of Conservation and  
Natural Resources  
624 North Union Street  
Montgomery, Alabama 36104

*Handwritten:* A007  
S/1

*Handwritten:* 263




BROWNS FERRY NUCLEAR PLANT QUARTERLY FISH IMPINGEMENT REPORT

TEST PERIOD FROM: TIME 0900 DATE 7-5-79 TO: TIME 0900 DATE 7-6-79

Screen	1AA	1AB	1BA	1BB	1CA	1CB	2AA	2AB	2BA	2BB	2CA	2CB	3AA	3AB	3BA	3BB	3CA	3CB	Total	
<u>Species</u>																				
Shad and Herring																				19
Carfish																				2
Bass																				
Largemouth																				
Smallmouth																				
Spotted																				
Crappie																				4
Sunfish																				16
Drum																				104
Other																				49
Total																				194

N. O. = Not in operation.



BROWNS FERRY NUCLEAR PLANT QUARTERLY FISH IMPINGEMENT REPORT

TEST PERIOD FROM: TIME 0900 DATE 7-8-79 TO: TIME 0900 DATE 7-9-79

Screen	1AA	1AB	1BA	1BB	1CA	1CB	2AA	2AB	2BA	2BB	2CA	2CB	3AA	3AB	3BA	3BB	3CA	3CB	Total
<u>Species</u>	14	9	3	4	1	3	2	4	1	12	5	13	4	20	5	13	4	6	123
Shad and Herring																			
Catfish				1		1	1								1				4
Bass																			
Largemouth																			
Smallmouth																		1	1
Spotted																			
Crappie	3	1		1														1	6
Sunfish	15	1		2		1		3	1		1	2	2		1	1		4	34
Drum	11	13	4	8	7	6	7	11	8	5	2	7	8	9	16	21	35	22	200
Other	11	1	1	3	1	2				1	3	5	1	12	1	5	3	14	64
<b>Total</b>	<b>54</b>	<b>25</b>	<b>8</b>	<b>19</b>	<b>9</b>	<b>13</b>	<b>10</b>	<b>18</b>	<b>10</b>	<b>18</b>	<b>11</b>	<b>27</b>	<b>15</b>	<b>41</b>	<b>24</b>	<b>40</b>	<b>42</b>	<b>48</b>	<b>432</b>

N. O. = Not in operation.



BROWNS FERRY NUCLEAR PLANT QUARTERLY FISH IMPINGEMENT REPORT

TEST PERIOD FROM: TIME 0900 DATE 7-15-79 TO: TIME 0900 DATE 7-16-79

Screen	1AA	1AB	1BA	1BB	1CA	1CB	2AA	2AB	2BA	2BB	2CA	2CB	3AA	3AB	3BA	3BB	3CA	3CB	Total
<u>Species</u>	6	14	10	9	10	11	11	4	4	3	4	7	4	7	3	1	2	3	113
Shad and Herring																			
Carfish		1			1												1		3
Bass																			
Largemouth																			
Smallmouth																			
Spotted																			
Crappie		1								1		1						2	5
Sunfish	2	2	4	3	2	1		1	3	1	2	4	3	4	2			2	36
Drum	6	15	5	5	3	3				2		2	4	7	3		8	11	74
Other	6	35	7	16	12	17	16	8	4		3	11	10	3	4	6	12	1	171
<b>Total</b>	<b>20</b>	<b>68</b>	<b>26</b>	<b>33</b>	<b>28</b>	<b>32</b>	<b>27</b>	<b>13</b>	<b>11</b>	<b>7</b>	<b>9</b>	<b>25</b>	<b>21</b>	<b>21</b>	<b>12</b>	<b>7</b>	<b>23</b>	<b>19</b>	<b>402</b>

N. O. = Not in operation.



BROWNS FERRY NUCLEAR PLANT QUARTERLY FISH IMPINGEMENT REPORT

TEST PERIOD FROM: TIME 0900 DATE 7-22-79 TO: TIME 0900 DATE 7-23-79

Screen	1AA	1AB	1BA	1BB	1CA	1CB	2AA	2AB	2BA	2BB	2CA	2CB	3AA	3AB	3BA	3BB	3CA	3CB	Total
<u>Species</u>	15	22	49	40	43	59	54	53	36	39	56	47	67	1	43	19	4	30	677
Shad and Herring																			
Catfish		1	1	1	3	2			2			1	1		1				13
Bass																			
Largemouth																			
Smallmouth																			
Spotted																			
Crappie	1				1	1	1				2						1	2	9
Sunfish	3		1						1			2	1				1	2	11
Drum	33	18	9	6	5	10	6	8	9	3	5	7	6	6	11	10	9	18	179
Other	3	1	21	1	19	8	8	10	1	1		1	7	1	9	6	1	4	102
<b>Total</b>	<b>55</b>	<b>42</b>	<b>81</b>	<b>48</b>	<b>71</b>	<b>80</b>	<b>69</b>	<b>71</b>	<b>49</b>	<b>43</b>	<b>63</b>	<b>58</b>	<b>82</b>	<b>8</b>	<b>64</b>	<b>35</b>	<b>16</b>	<b>56</b>	<b>991</b>

N. O. = Not in operation.



. .

.

.

.

.

.

.

.

.

.

.

.

.

.

.

.

.

.

.

.

.

.

.

.

.

.

.

.

.

.

.

.

.

.

.

.

.

.

.

.

.

.

.

.

.

BROWNS FERRY NUCLEAR PLANT QUARTERLY FISH IMPINGEMENT REPORT

TEST PERIOD FROM: TIME 0900 DATE 7-29-79 TO: TIME 0900 DATE 7-30-79

Screen	1AA	1AB	1BA	1BB	1CA	1CB	2AA	2AB	2BA	2BB	2CA	2CB	3AA	3AB	3BA	3BB	3CA	3CB	Total
<u>Species</u>																			
Shad and Herring	2	3	14	8	9	6	5	19	31	37	23	31	17	9	18	14	28	20	294
Catfish			3				1	1	1		1			1	1		1	2	12
Bass																			
Largemouth																			
Smallmouth																			
Spotted																			
Crappie	1									2			1	1				2	7
Sunfish	3	1				2		1	1				1		3			1	13
Drum	5	6	4	4	7	4	2	10	7	7	9	12	3	2	9	8	10	6	115
Other	1	2	2	6	3	4		13	9	5	8	14	5	1	5	5	6	1	90
<b>Total</b>	<b>12</b>	<b>12</b>	<b>23</b>	<b>18</b>	<b>19</b>	<b>16</b>	<b>8</b>	<b>44</b>	<b>49</b>	<b>51</b>	<b>41</b>	<b>57</b>	<b>27</b>	<b>14</b>	<b>36</b>	<b>27</b>	<b>45</b>	<b>32</b>	<b>531</b>

N. O. = Not in operation.



BROWNS FERRY NUCLEAR PLANT QUARTERLY FISH IMPINGEMENT REPORT

TEST PERIOD FROM: TIME 0900 DATE 8-5-79 TO: TIME 0900 DATE 8-6-79

Screen	1AA	1AB	1BA	1BB	1CA	1CB	2AA	2AB	2BA	2BB	2CA	2CB	3AA	3AB	3BA	3BB	3CA	3CB	Total
<u>Species</u>																			
Shad and Herring		No Fish		No Fish	No Fish		1		1	2	1	2	1	1		1		1	11
Catfish	1		1				1					2		1				1	7
Bass																			
Largemouth										1									1
Smallmouth																			
Spotted																			
Crappie												1							1
Sunfish						1						1	1			2			5
Drum			1						3		2	1	1	2	1	1	3	1	16
Other								2								1			3
Total	1		2			1	2	2	4	3	3	7	3	4	1	5	3	3	44

N. O. = Not in operation



BROWNS FERRY NUCLEAR PLANT QUARTERLY FISH IMPINGEMENT REPORT

TEST PERIOD FROM: TIME 0900 DATE 8-13-79 TO: TIME 0900 DATE 8-14-79

Screen	1AA	1AB	1BA	1BB	1CA	1CB	2AA	2AB	2BA	2BB	2CA	2CB	3AA	3AB	3BA	3BB	3CA	3CB	Total	
<u>Species</u>																				
Shad and Herring	43	58	64	49	76	62	63	82	70	75	33	13	39	14	28	48	44	36	897	
Catfish	1			1	1	1	1	4	2	1		2		2					2	18
Bass																				
Largemouth													1							1
Smallmouth																				
Spotted																				
Crappie	3	1					1		1	1					1	1	1			10
Sunfish	1		3		1	1		4	9	12			7		1		1	2		42
Drum	5	6	3	4	3	2	4	2	3	1	5	5	5	8	5	2	5	4		72
Other	2		1	1				3	3	3	3	2			6	1				25
<b>Total</b>	<b>55</b>	<b>65</b>	<b>71</b>	<b>55</b>	<b>81</b>	<b>66</b>	<b>69</b>	<b>95</b>	<b>88</b>	<b>93</b>	<b>41</b>	<b>22</b>	<b>52</b>	<b>24</b>	<b>41</b>	<b>52</b>	<b>51</b>	<b>44</b>	<b>1,065</b>	

N. O. = Not in operation





BROWNS FERRY NUCLEAR PLANT QUARTERLY FISH IMPINGEMENT REPORT

TEST PERIOD FROM: TIME 0900 DATE 8-20-79 TO: TIME 0900 DATE 8-21-79

Screen	1AA	1AB	1BA	1BB	1CA	1CB	2AA	2AB	2BA	2BB	2CA	2CB	3AA	3AB	3BA	3BB	3CA	3CB	Total
<u>Species</u>																			
Shad and Herring	4	12	13	29	13	8	8	16	9	7	5	10	N.O.	N.O.	20	11	12	10	187
Catfish	4	4		1	1		3	1		2		1			2		1		20
Bass																			
Largemouth																			
Smallmouth																			
Spotted																			
Crappie	2							1			1						3		7
Sunfish		2	2	2	2	2	3		2	1					1	2			19
Drum	8	10	6	3	7		2	6	2	2	6	4			9	9	11	6	91
Other	1				2	1		1	7	1	1					1	1	3	19
Total	19	28	21	35	25	11	16	25	20	13	13	15			32	23	28	19	343

N. O. = Not in operation

BROWNS FERRY NUCLEAR PLANT QUARTERLY FISH IMPINGEMENT REPORT

TEST PERIOD FROM: TIME 0900 DATE 8-26-79 TO: TIME 0900 DATE 8-27-79

Screen	1AA	1AB	1BA	1BB	1CA	1CB	2AA	2AB	2BA	2BB	2CA	2CB	3AA	3AB	3BA	3BB	3CA	3CB	Total
<u>Species</u>																			
Shad and Herring	7	28	52	38	49	29	33	41	34	58	19	27	N.O.	N.O.	N.O.	N.O.	N.O.	N.O.	415
Catfish	1	1			1	2	4	2	1	5	1	4							22
Bass																			
Largemouth																			
Smallmouth																			
Spotted																			
Crappie																			
Sunfish	2		1	2	2			2	1		1	1							12
Drum	1		1	5					2		1	3							13
Other		1	1	5		2	1	1	3	3		2							19
<b>Total</b>	<b>11</b>	<b>30</b>	<b>55</b>	<b>50</b>	<b>52</b>	<b>33</b>	<b>38</b>	<b>46</b>	<b>41</b>	<b>66</b>	<b>22</b>	<b>37</b>							<b>481</b>

N. O. = Not in operation



BROWNS FERRY NUCLEAR PLANT QUARTERLY FISH IMPINGEMENT REPORT

TEST PERIOD FROM: TIME 0900 DATE 9-3-79 TO: TIME 0900 DATE 9-4-79

Screen	1AA	1AB	1BA	1BB	1CA	1CB	2AA	2AB	2BA	2BB	2CA	2CB	3AA	3AB	3BA	3BB	3CA	3CB	Total
<u>Species</u>																			
Shad and Herring	94	115	140	94	132	109	67	101	125	76	115	104	N.O.	N.O.	N.O.	N.O.	N.O.	N.O.	1,272
Catfish		3	1	2	2	2	2	1	2			1							16
Bass																			
Largemouth																			
Smallmouth																			
Spotted																			
Crappie	2	2			1					1	3	3							12
Sunfish	1	4	1		1	2		1	3		1	2							16
Drum	9	8	7	1	3		4	8	2	3	5	2							52
Other	4	3	5	1	5		1	3	3	1	4	2							32
Total	110	135	154	98	144	113	74	114	135	81	128	114							1,400

N. G. = Not in operation

BROWNS FERRY NUCLEAR PLANT QUARTERLY FISH IMPINGEMENT REPORT

TEST PERIOD FROM: TIME 0900 DATE 9-9-79 TO: TIME 0900 DATE 9-10-79

Screen	1AA	1AB	1BA	1BB	1CA	1CB	2AA	2AB	2BA	25B	2CA	2CB	3AA	3AB	3BA	35B	3CA	3CB	Total
<u>Species</u>																			
Shad and Herring	80	96	113	109	133	82	65	123	95	53	100	130	N.O.	N.O.	N.O.	N.O.	N.O.	N.O.	1,179
Catfish							1		2		1	1							5
Bass																			
Largemouth																			
Smallmouth																			
Spotted																			
Crappie				2			1	1	1										5
Sunfish	1		1		2	2		1				2							9
Drum	1	3	2	2	1	3	5	5	3	1	3	2							31
Other	3	5	2	1	1		1	5		1		2							21
Total	85	104	118	114	137	87	73	135	101	55	104	137							1,250

N. O. = Not in operation

BROWNS FERRY NUCLEAR PLANT QUARTERLY FISH IMPINGEMENT REPORT

TEST PERIOD FROM: TIME 0900 DATE 9-16-79 TO: TIME 0900 DATE 9-17-79

Screen	1AA	1AB	1BA	1BB	1CA	1CB	2AA	2AB	2BA	2BB	2CA	2CB	3AA	3AB	3BA	3BB	3CA	3CB	Total
<u>Species</u>																			
Shad and Herring	249	168	204	217	207	160	145	174	182	184	204	215	N.O.	N.O.	N.O.	N.O.	256	286	2,851
Catfish	2	4		2	1	1		1				1					1	1	14
Bass																			
Largemouth										1	1						1		3
Smallmouth																			
Spotted																			
Crappie	2			1					1	1	1	1							7
Sunfish	41	9	9	6	7	5	10	8	18	8	8	4					7	13	153
Drum	7	4	4		5	4	3	4	10	3	2	4					3	7	60
Other	7		1	1	2	2		2		2		3					1	3	24
<b>Total</b>	<b>308</b>	<b>185</b>	<b>218</b>	<b>227</b>	<b>222</b>	<b>172</b>	<b>158</b>	<b>189</b>	<b>211</b>	<b>199</b>	<b>216</b>	<b>228</b>					<b>269</b>	<b>310</b>	<b>3,112</b>

N. O. = Not in operation

BROWNS FERRY NUCLEAR PLANT QUARTERLY FISH IMPINGEMENT REPORT

TEST PERIOD FROM: TIME 0900 DATE 9-23-79 TO: TIME 0900 DATE 9-24-79

Screen	1AA	1AB	1BA	1BB	1CA	1CB	2AA	2AB	2BA	2BB	2CA	2CB	3AA	3AB	3BA	3BB	3CA	3CB	Total
<u>Species</u>																			
Shad and Herring	270	223	234	284	314	296	233	252	228	231	247	284	N.O.	N.O.	N.O.	N.O.	N.O.	N.O.	3,096
Catfish		3	1	3	1	2	2	4	4	1		2							23
Bass																			
Largemouth									1										1
Smallmouth																			
Spotted																			
Crappie				1					1		1								3
Sunfish	3	1		1	2	1		2		1	2	1							14
Drum	13	8	3	6	4	3	2	2	4	3	6	2							56
Other	7	3	2		2	1		1	3	1	3	3							26
<b>Total</b>	<b>293</b>	<b>238</b>	<b>240</b>	<b>295</b>	<b>323</b>	<b>303</b>	<b>237</b>	<b>261</b>	<b>241</b>	<b>237</b>	<b>259</b>	<b>292</b>							<b>3,219</b>

N. C. = Not in operation