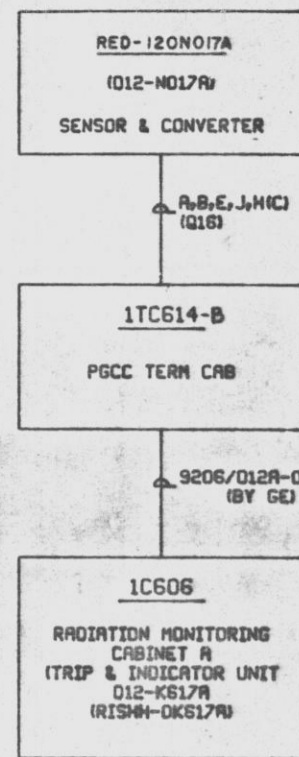


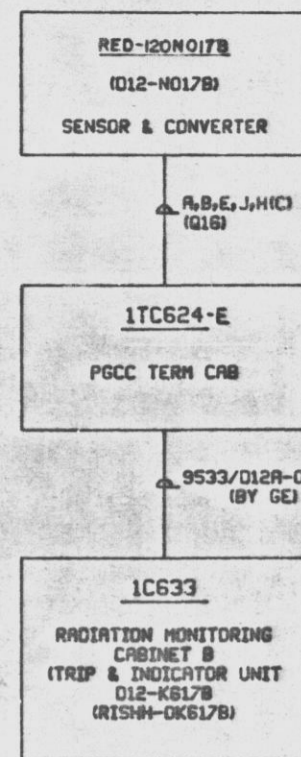
This drawing and the design it covers are the property of BECHTEL. They are merely loaned and on the borrower's express agreement that they will not be reproduced, copied, leased, exhibited, nor used except in the limited way and please see permitted by any written consent given by the lender to the borrower.

P&ID 819 Administrative No. 210-1000



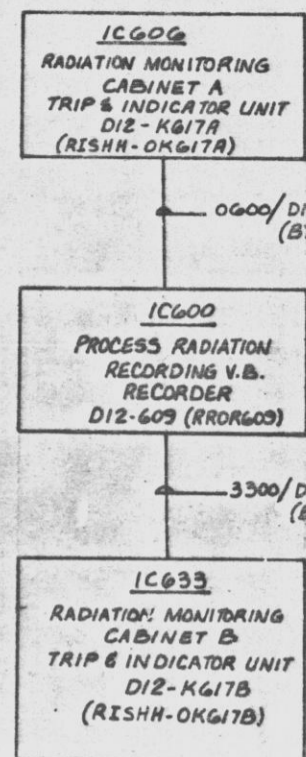
F/C - UM
REF DWG 8856-MI-D12-2(10)-2

S.G.T.S. EXHAUST RADIATION
TRIP & INDICATION
CHANNEL A1
SCHEME NO 0V6200 [A]



F/C - XM
REF DWG 8856-MI-D12-2(10)-2

S.G.T.S. EXHAUST RADIATION
TRIP & INDICATION
CHANNEL B1
SCHEME NO 0V6201 [B]



F/C - NM
REF DWG 8856-MI-D12-2(10)-7

S.G.T.S. EXHAUST RADIATION
RADIATION RECORDING
SCHEME NO. 0V6202

NOTES:
1. FOR STANDARD SYMBOLS FOR ELECTRICAL DIAGRAM SEE DWG E-42.

REFERENCE DWGS.	
BECHTEL NO.	PL NO.
E-42	A-107191
8856-MI-D12	FF-12351D

PRC
APERTURE
CARD

6155 BLOCK DIA VENT RAD MONITOR

THIS DOCUMENT IS UNDER PPL ADMINISTRATIVE CONTROL. NO CHANGES CAN BE MADE WITHOUT PRIOR PPL APPROVAL.

UNCONTROLLED DOCUMENT FOR REFERENCE ONLY

NO.	DATE	REVISION	BY	CHK	DESIGN	APP	PROJ
1	1/11	REVISED TO INCORP. FOR E-10826	JTB	WJ	WJ	WJ	WJ
2	7/11	REVISED EQUIPMENT NOT FOR SENSORS & CONVERTERS (D.C.R.-B)	JTB	WJ	WJ	WJ	WJ
3	7/11	DELETED SCHEMES OUTSIDE OF 0V6202	JTB	WJ	WJ	WJ	WJ
4	6/17	ISSUED "AS BUILT"	JTB	WJ	WJ	WJ	WJ
5	2/14	ISSUED FOR CONSTRUCTION	JTB	WJ	WJ	WJ	WJ

SCALE: NONE DESIGNED: J. BURRO DRAWN: _____

PENNSYLVANIA POWER & LIGHT COMPANY
ALLENTOWN, PENNSYLVANIA
SUSQUEHANNA STEAM ELECTRIC STATION - UNIT 1, UNIT 2
BECHTEL - SAN FRANCISCO

BLOCK DIAGRAM VENTILATION RADIATION MONITORING SGT'S EXHAUST - COMMON

JOB NO.	DRAWING NO.	REV.
8956	E-204 SH 1	5

D-107353 SH 1

Docket # 58-387
Control # 830450245-07
Date 9-29-85 of Document
REGULATORY DOCKET FILE

D