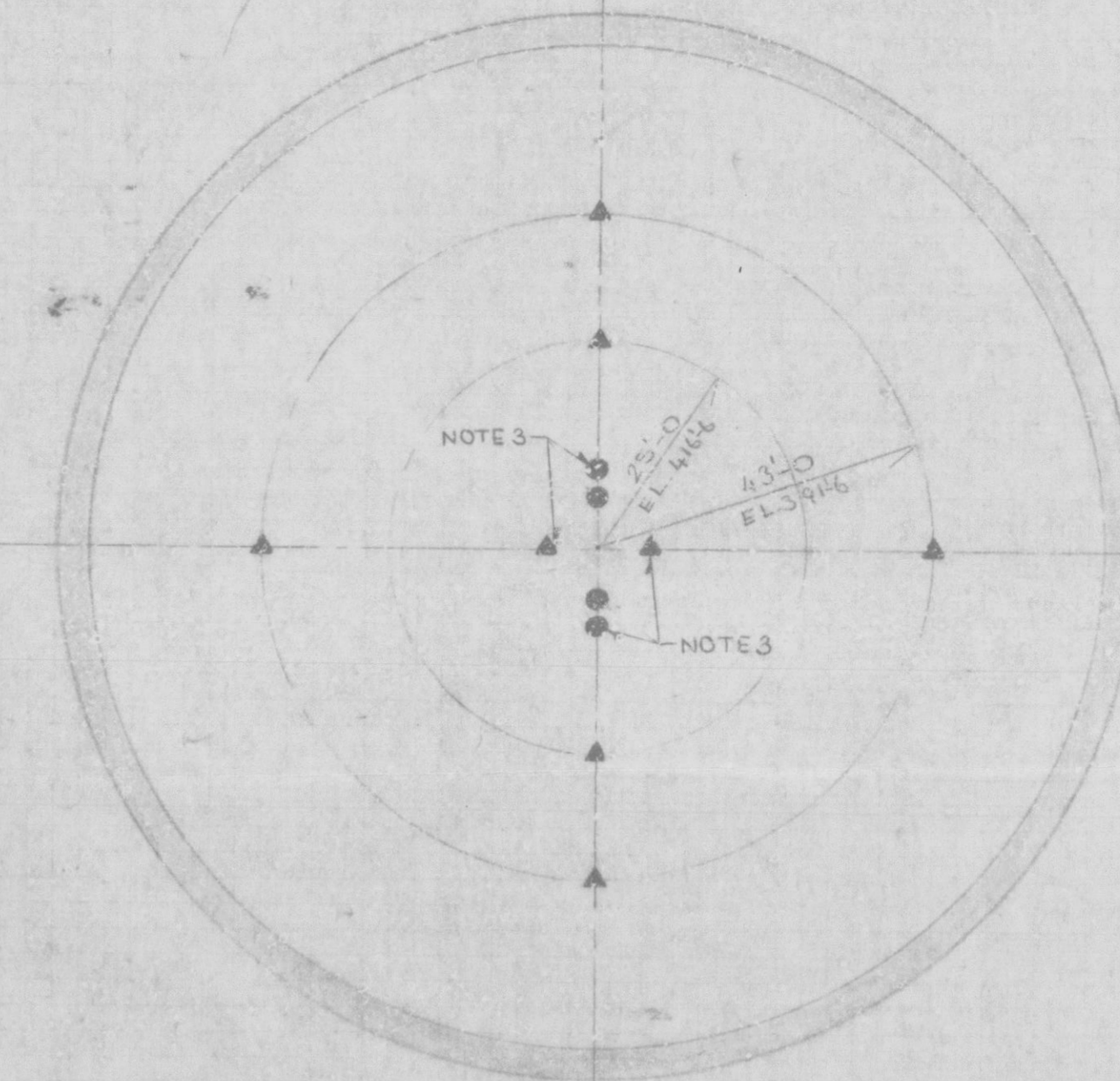
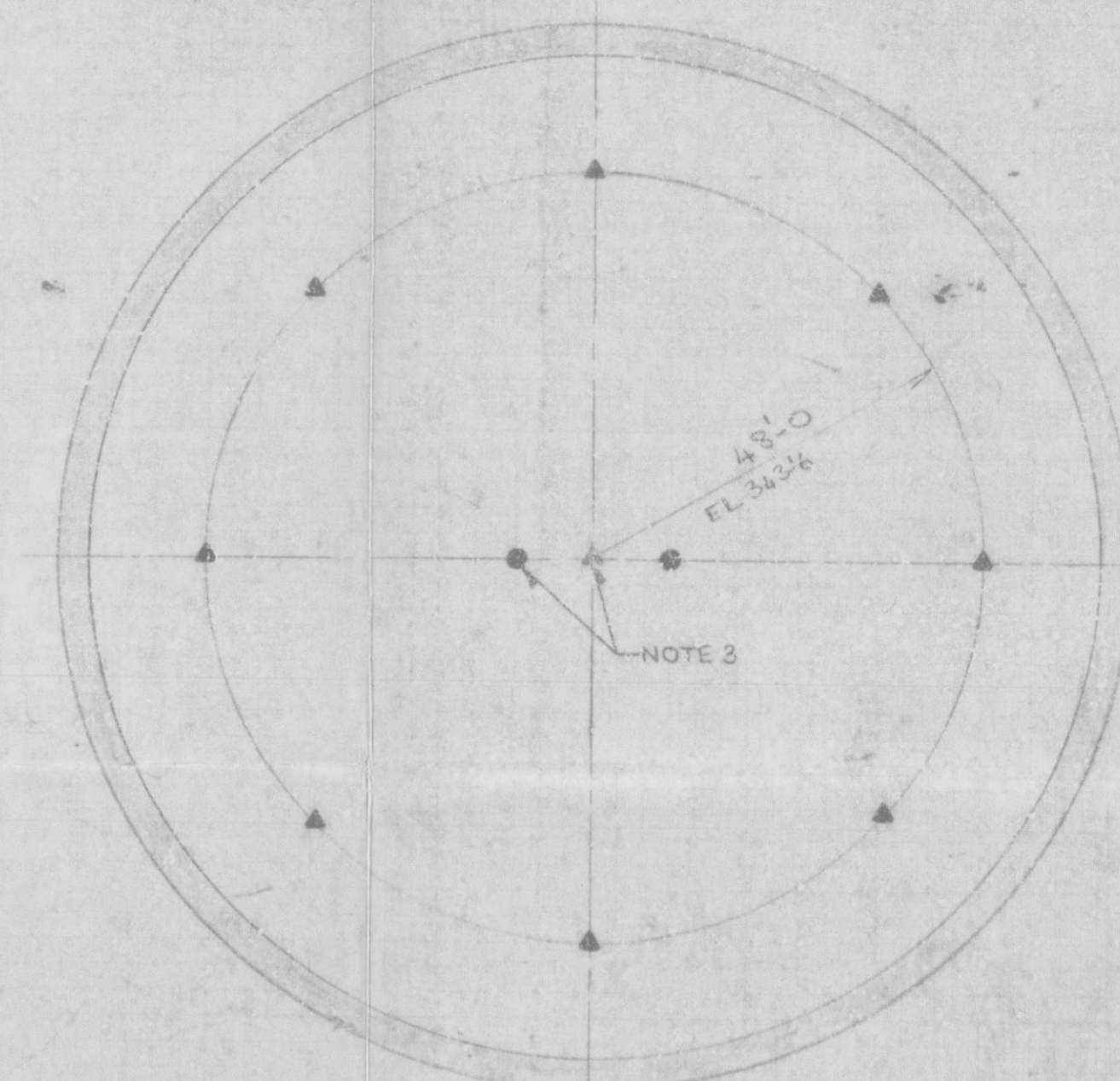


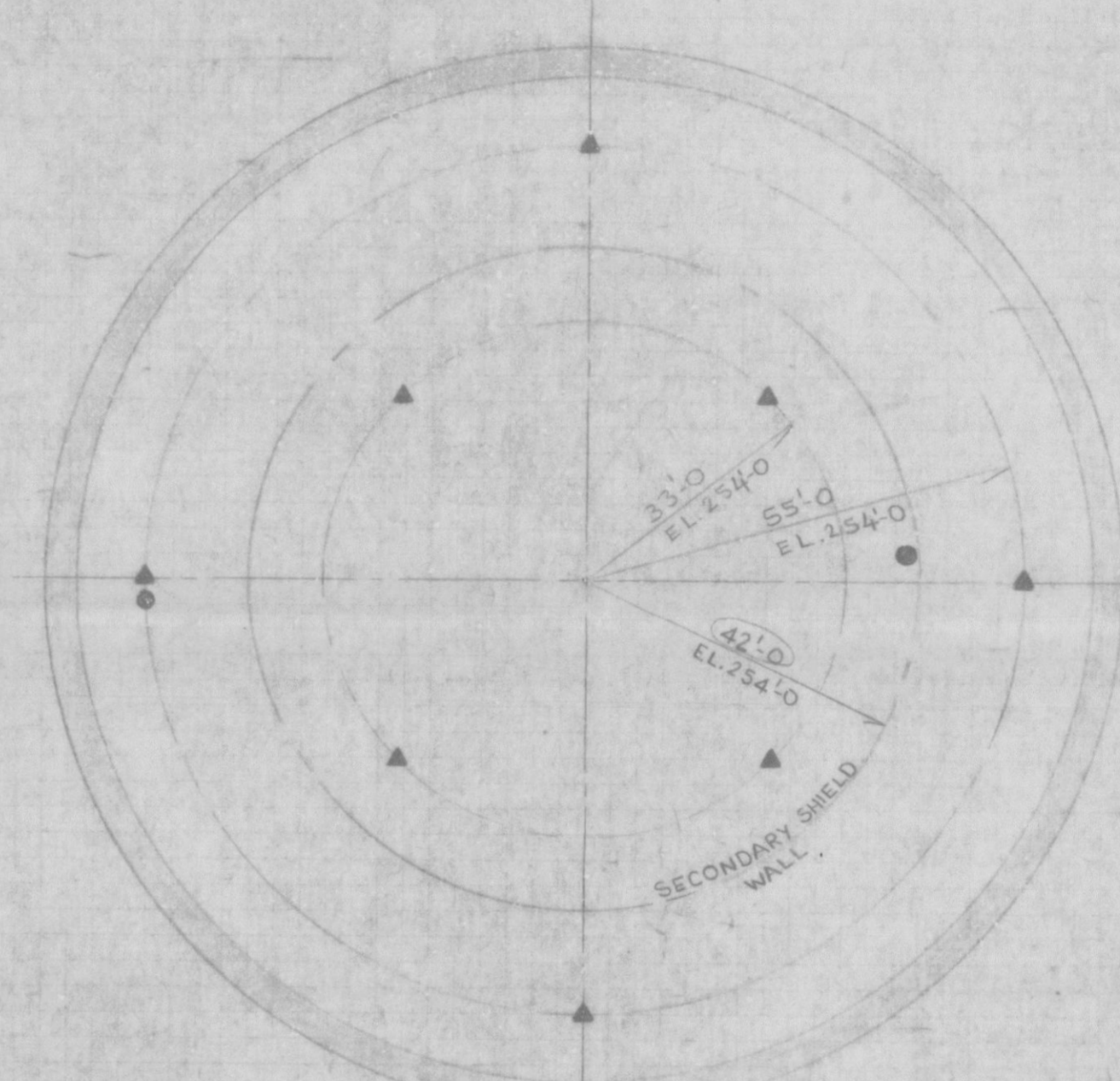
CONTAINMENT ELEVATION



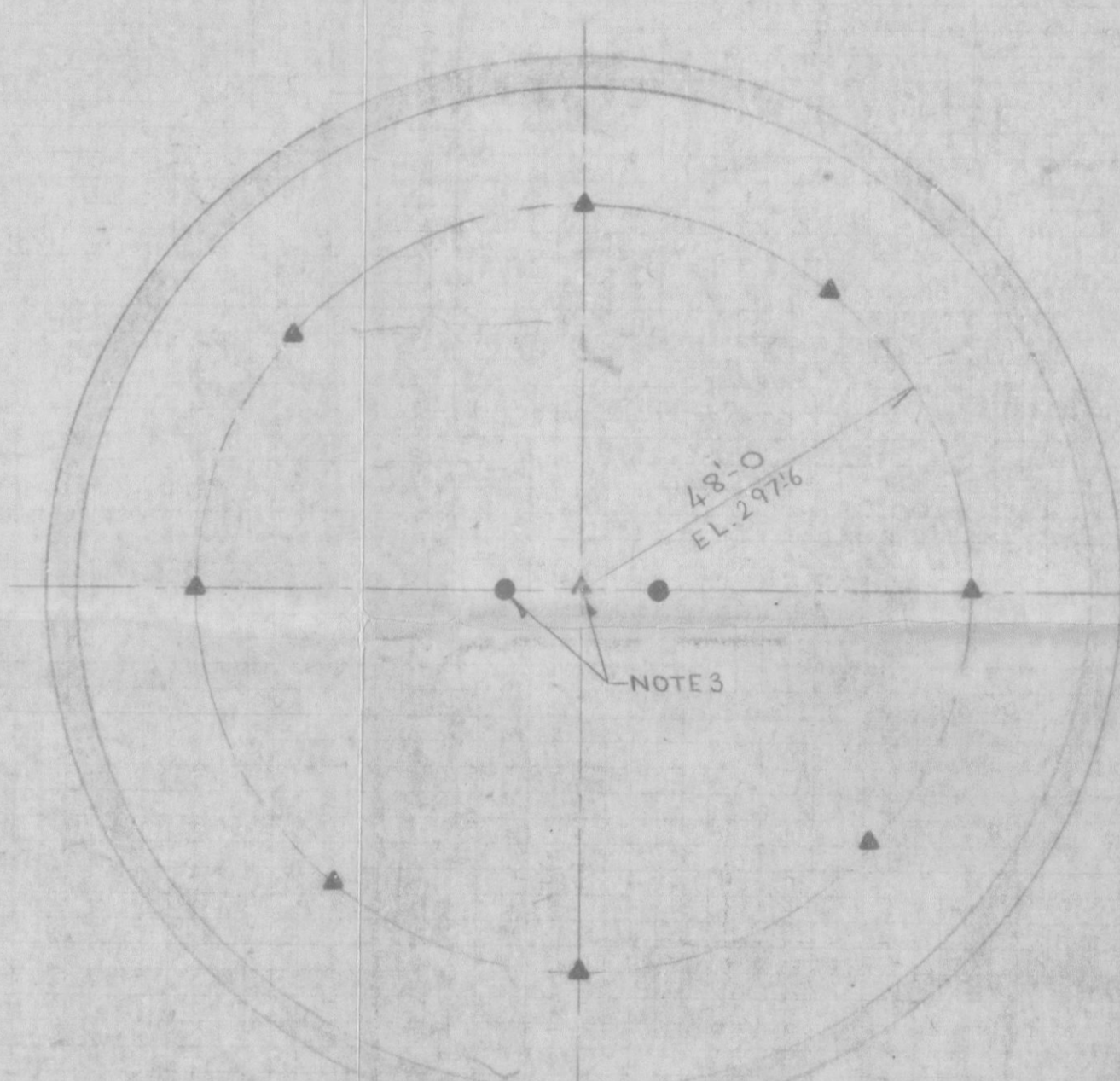
SEC. A-A



SEC. B-B



SEC. D-D



SEC. C-C

- NOTES**
1. SENSING DEVICES, INSTRUMENTS, AND SENSING LINES ARE SHOWN SCHEMATIC.
 2. FOR EXACT LOCATION AND ELEVATION OF PIPE SLEEVES THROUGH WALLS & FLOOR SEE RELATED A-3 AND C-3 DRAWINGS.
 3. IN PLACE SPARE DURING TEST.
 4. SOME RTD'S AND HUMIDITY SENSORS ARE FOR TEST ONLY AND ARE TO BE REMOVED AFTER TEST. CABLES WILL BE PULLED BACK TO "PULL" BOXES.
 5. (6) SLEEVE TO BE USED FOR ELECTRICAL CABLES.

- REFERENCE DRAWINGS**
- CAR-2165, G-064 - CONTAINMENT BUILDING LINER PENETRATIONS, SHEET 1 (M)
 - CAR-2165, G-065 - CONTAINMENT BUILDING LINER PENETRATIONS, SHEET 2 (M)
 - CAR-2165, G-229 - CONTAINMENT BUILDING LINER, SHEET 2 (A-3)

- LEGEND**
- ▲ DENOTES RTD (RESISTANCE THERM DETECTOR)
 - DENOTES RELATIVE HUMIDITY SENSOR
 - ⊗ DENOTES CONTAINMENT WALL PENETRATION P&ID

Docket # 20-400
Control # 8208050394
Date: 5/1/82 of Document
REGULATORY DOCKET FILE

CAR-2166
G-416

APPROVED FOR CONSTRUCTION



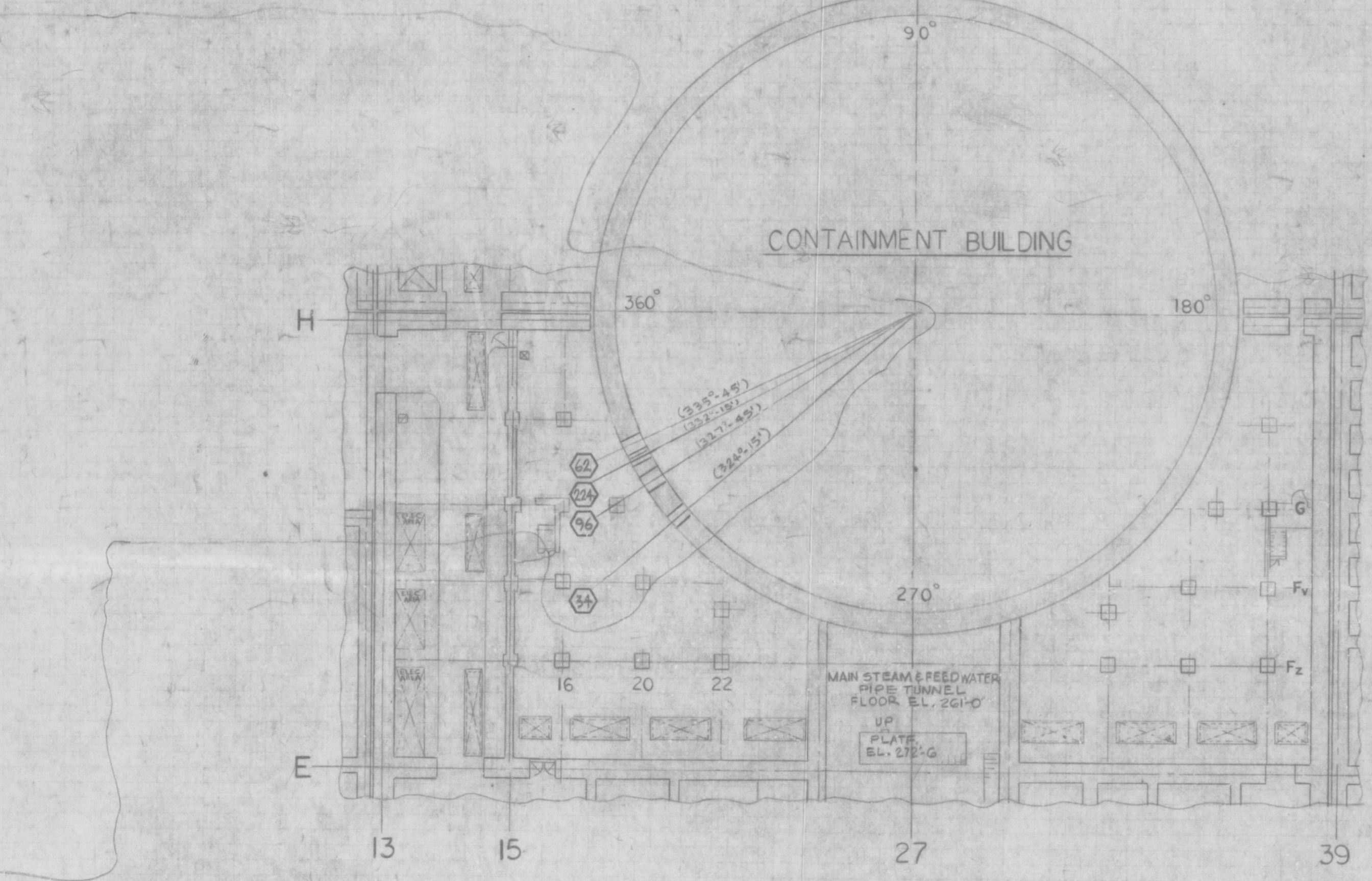
8208050391

THIS DOCUMENT IS DELIVERED IN ACCORDANCE WITH AND IS SUBJECT TO THE PROVISIONS OF SECTION 4 OF THE CONTRACT BETWEEN CAROLINA POWER & LIGHT COMPANY AND EBASCO SERVICES INCORPORATED DATED SEPTEMBER 1, 1976, AS AMENDED.

CAROLINA POWER & LIGHT COMPANY
SHEARON HARRIS NUCLEAR POWER PLANT
CONTAINMENT INTEGRATED LEAKAGE DETECTION UNIT-1
EBASCO SERVICES INCORPORATED

SCALE: N.T.S.
APPROVED: [Signature]
DATE: MAY 6, 1977
DIV. INST. [Signature]
BR. LABORATORY [Signature]
CHIEF ENGINEER [Signature]

| NO. | DATE | REVISION | BY | CH. | APPROVED |
|-----|---------|---|------|------|-------------|
| 3 | 9/4/80 | REVISED AREA IN THE FOLLOWING COORDINATES: B7 TO B-3, C7 TO C8, D-5, D-7 TO D-9, E-6, EY TO E-9, F-3, F-4 TO F-6, G-3 TO G-4, H-1 TO H-6, H-12, I-1 TO I-4, J-1, J-2, J-3, J-4, J-5, J-6, J-7, M-9 TO M-11, AS PER DCN-2008 EPD-082 | GB | A.W. | [Signature] |
| 2 | 9-5-76 | VOIDED PLANT (THRU 7) REVISED: (D-3/F-3/F-7/B-18) ADDED NOTE (G-1) (C-8) (E-8) (G-1) (E-7) | M.J. | S.C. | [Signature] |
| 1 | 9/30/77 | GENERAL REVISION ADDED: APPROVED FOR CONSTRUCTION APPLICABLE PER LETTER CE-05995, E.B. 9/29/77 | E.B. | S.D. | [Signature] |



PLAN AT EL. 261'-0"
REACTOR AUXILIARY BUILDING

