

TURKEY POINT PLANT
UNITS 3 AND 4

SEMIANNUAL RADIOACTIVE EFFLUENT RELEASE REPORT


JANUARY 1992 THROUGH JUNE 1992


SUBMITTED BY

NUCLEAR CHEMISTRY DEPARTMENT


TURKEY POINT PLANT


FLORIDA POWER AND LIGHT COMPANY


J. E. Berg
Radiochemist


R. N. Steinke
Chemistry Supervisor



V. A. Kaminskis
Operations Manager


L. W. Pearce
Plant General Manager



INDEX

1.0	Regulatory Limits	
1.1	Liquid Effluents	1
1.2	Gaseous Effluents	1
2.0	Maximum Permissible Concentration	2
3.0	Average Energy	2
4.0	Measurements and Approximation of Total Radioactivity	2
4.1	Liquid Effluents - Discussion	3
a.	Unit 3 Liquid Effluents Summation	8
b.	Unit 4 Liquid Effluents Summation	14
4.2	Gaseous Effluents - Discussion	4
a.	Unit 3 Gaseous Effluents Summation	11
b.	Unit 4 Gaseous Effluents Summation	17
4.3	Estimate of Error	4
5.0	Batch Releases	
5.1	Liquid	5
5.2	Gaseous	5
6.0	Unplanned Releases	6
7.0	Reactor Coolant Activity	6
8.0	Site Radiation Dose	6
9.0	Offsite Dose Calculation Manual Revisions	7
10.0	Solid Waste and Irradiated Fuel Shipments	7
11.0	Process Control Program Revisions	7



FLORIDA POWER AND LIGHT COMPANY
TURKEY POINT UNITS 3 AND 4
EFFLUENT AND WASTE DISPOSAL SEMIANNUAL REPORT
SUPPLEMENTAL INFORMATION
JANUARY 1992 THROUGH JUNE 1992

1.0 REGULATORY LIMITS

1.1 Liquid Effluents

- a) The concentration of radioactive material released in liquid effluents to unrestricted areas shall not exceed the concentration specified in 10CFR20 Appendix B, Table II, Column 2 for radionuclides other than dissolved or entrained noble gases. For dissolved or entrained noble gases, the concentration shall not exceed 2.0 E-04 microcuries per milliliter.
- b) The dose or dose commitment per reactor to a member of the public from any radioactive materials in liquid effluent released to unrestricted areas shall be limited as follows:

During any calendar quarter, to less than or equal to 1.5 mrem to the total body and to less than or equal to 5 mrem to any organ.

During any calendar year, to less than or equal to 3 mrem to the total body and less than or equal to 10 mrem to any organ.

1.2 Gaseous Effluents

- a) The dose rate due to radioactive materials released in gaseous effluents from the site to areas at and beyond the site boundary shall be limited to the following:

Less than or equal to 500 mrem/year to the total body and less than or equal to 3000 mrem/year to the skin due to noble gases.

Less than or equal to 1500 mrem/year to any organ due to I-131, I-133, tritium and for all radioactive materials in particulate form with half-lives greater than 8 days.

1
2
3
4
5
6
7
8
9
10
11
12
13
14
15
16
17
18
19
20
21
22
23
24
25
26
27
28
29
30
31
32
33
34
35
36
37
38
39
40
41
42
43
44
45
46
47
48
49
50
51
52
53
54
55
56
57
58
59
60
61
62
63
64
65
66
67
68
69
70
71
72
73
74
75
76
77
78
79
80
81
82
83
84
85
86
87
88
89
90
91
92
93
94
95
96
97
98
99
100

- b) The air dose per reactor to areas at and beyond the site boundary due to noble gases released in gaseous effluents shall be limited:

During any calendar quarter, to less than or equal to 5 mrad for gamma radiation and less than or equal to 10 mrad for beta radiation.

During any calendar year, to less than or equal to 10 mrad for gamma radiation and less than or equal to 20 mrad for beta radiation.

- c) The dose per reactor to a member of the public, due to I-131, I-133, tritium and to particulates with half-lives greater than 8 days in airborne effluents released to areas at and beyond the site boundary shall not exceed 7.5 mrem to any organ during any calendar quarter and shall not exceed 15 mrem to any organ during any calendar year.

2.0 MAXIMUM PERMISSIBLE CONCENTRATIONS

Water: As per 10CFR20, Appendix B, Table II, Column 2, for entrained or dissolved noble gases as described in 1.1.A of this report.

Air: Release concentrations are limited to dose rate limits described in 1.2.A.

3.0 AVERAGE ENERGY

The average energy of fission and activation gases in effluents is not applicable.

4.0 MEASUREMENTS AND APPROXIMATIONS OF TOTAL RADIOACTIVITY

All liquid and airborne discharges to the environment during this period were analyzed in accordance with Technical Specification requirements. The minimum frequency of analysis as required by Regulatory Guide 1.21 was met or exceeded.

When alpha, tritium and named nuclides are shown as -----curies on the following tables, this should be interpreted as "no activity was detected on the samples using the Plant Technical Specification analyses techniques to achieve required Lower Level of Detection (LLD) sensitivity for radioactive effluents".

2.

3.

4.

5.

6.

7.

8.

9.

10.

11.

12.

13.

14.

15.

16.

17.

18.

19.

20.

21.

22.

23.

24.

25.

26.

27.

28.

29.

30.

31.

32.

33.

34.

35.

36.

37.

38.

39.

40.

4.1 Liquid Effluents

Aliquots of representative pre-release samples, from the waste disposal system, were isotopically analyzed for gamma emitting isotopes on a multichannel analyzer.

Frequent periodic sampling and analysis were used to conservatively determine if any radioactivity was being released via the steam generator blowdown system and the storm drain system.

Monthly and quarterly composite samples for the waste disposal system were prepared to give proportional weight to each liquid release made during the designated period of accumulation. The monthly composite was analyzed for tritium and gross alpha radioactivity. Tritium was determined by use of liquid scintillation techniques and gross alpha radioactivity was determined by use of a solid state scintillation system. The quarterly composite was analyzed for Sr-89, Sr-90 and Fe-55 by chemical separation.

All radioactivity concentrations determined from analysis of a pre-release composite were multiplied by the total represented volume of the liquid waste released to determine the total quantity of each isotope and of gross alpha activity released during the compositing period.

Aliquots of representative pre-release samples from the waste disposal system were analyzed on a per release basis for dissolved fission and activation gases by use of gamma spectrum analysis. The resulting isotope concentrations were multiplied by the total volume released in order to estimate the total dissolved gases released.

The liquid waste treatment system is shared by both units at the site and generally all liquid releases are allocated on a 50/50 basis to each unit.

4.2 Gaseous Effluents

Airborne releases to the atmosphere occurred from: release of gas decay tanks, the instrument bleedline, containment purges, and releases incidental to operation of the plant. The techniques employed in determining the radioactivity in airborne releases are:

- a) Gamma spectrum analysis for fission and activation gases,
- b) Removal of particulate material by filtration and subsequent gamma spectrum analysis, Sr-89, Sr-90 determination and gross alpha analysis,
- c) Absorption of halogen radionuclides on a charcoal filter and subsequent gamma spectrum analysis, and
- d) Analysis of water vapor in a gas sample for tritium using liquid scintillation techniques.

All gas releases from the plant which were not accounted for by the above methods were conservatively estimated as curies of Xe-133 by use of the SPING-4 radiation monitor and the plant vent process monitor recorder chart and the current calibration curve for the monitor.

Portions of the gas waste treatment system are shared by both units and generally all gas releases from the shared system are allocated on a 50/50 basis to each unit.

Meteorological data for the period January 1992 through December 1992, in the form of Joint Frequency Distribution Tables is maintained on-site.

4.3 Estimate of Errors

- a) Sampling Error

The error associated with volume measurement devices, flow measuring devices, etc., based on calibration data and design tolerances has been conservatively estimated to be collectively less than $\pm 10\%$.

b) Analytical Error

Our quarterly Q.C. cross-check program involves counting unknown samples provided by an independent external lab. The errors associated with our analysis of these unknown samples, and reported to us by the independent lab, were used as the basis for deriving the following analytical error terms.

<u>NUCLIDE TYPE</u>	<u>AVERAGE ERROR</u>	<u>MAXIMUM ERROR</u>
Liquid	± 2.7	± 14
Gaseous	± 2.5	± 4

5.0 BATCH RELEASES

5.1 Liquid

	<u>Unit 3</u>	<u>Unit 4</u>
a) Number of releases,	1.05E+02	1.05E+02
b) Total time period of batch releases, minutes	8.17E+03	8.17E+03
c) Maximum time period for a batch release, minutes	1.55E+02	1.55E+02
d) Average time period for a batch release, minutes	7.78E+01	7.78E+01
e) Minimum time period for a batch release, minutes	3.00E+01	3.00E+01
f) Average stream flow during period of release of effluent into a flowing stream, LPM	5.72E+06	5.72E+06

5.2 Gaseous

	<u>Unit 3</u>	<u>Unit 4</u>
a) Number of batch releases	9.00E+00	9.00E+00
b) Total time period of batch releases, minutes	5.24E+02	5.24E+02
c) Maximum time period for a batch release, minutes	2.40E+02	2.40E+02
d) Average time period for a batch release, minutes	5.82E+01	5.82E+01
e) Minimum time period for a batch release, minutes	1.50E+01	1.50E+01



: :
: :

.

.

.

.

.

.

.

.

.

.

.

6.0 UNPLANNED RELEASES

6.1	<u>Liquid</u>	<u>Unit 3</u>	<u>Unit 4</u>
a)	Number of releases	0	0
b)	Total activity released, curies	0	0
6.2	<u>Gaseous</u>		
a)	Number of releases	0	0
b)	Total activity released, curies	0	0
6.3	See Attachment 2, if applicable, for:		
a)	A description of the event and equipment involved.		
b)	Cause(s) for the unplanned event.		

7.0 REACTOR COOLANT ACTIVITY

7.1 Unit 3

Reactor coolant activity limits of 100/E-bar and 1.0 microCurie per gram Dose Equivalent I-131 were not exceeded.

7.2 Unit 4

Reactor coolant activity limits of 100/E-bar and 1.0 microCurie per gram Dose Equivalent I-131 were not exceeded.

8.0 SITE RADIATION DOSE

The assessment of radiation dose from radioactive effluents to the general public due to their activities inside the site boundary is performed as part of the end of year radioactive effluents report.



: :
: :

157

158

159

160

161

162

9.0 OFFSITE DOSE CALCULATION MANUAL REVISIONS

There were no ODCM revisions during this reporting period.

10.0 SOLID WASTE AND IRRADIATED FUEL SHIPMENTS

No irradiated fuel shipments were made from the site. Common solid waste from Turkey Point Units 3 and 4 were shipped jointly. A summation of these shipments is given in Table 6 of this report.

11.0 PROCESS CONTROL PROGRAM REVISIONS

Changes to the Process Control Program are summarized in Attachment 1.

10

11

12

13

14

15

16

17

18

TURKEY POINT PLANT
SEMIANNUAL REPORT

January 1992 THROUGH JUNE 1992

UNIT 3 TABLE 1

LIQUID EFFLUENTS SUMMARY

A. FISSION AND ACTIVATION PRODUCTS

	Units	Quarter 1	Quarter 2
1. Total Release(not including tritium, gases, alpha	Ci	6.46 E-02	8.11 E-02
2. Average diluted concentration during period	μ Ci/ml	3.28 E-09	3.00 E-09

B. TRITIUM

1. Total Release	Ci	5.36 E+01	7.70 E+01
2. Average diluted concentration during period	μ Ci/ml	2.72 E-06	2.85 E-06

C. DISSOLVED AND ENTRAINED GASES


1. Total Release	Ci	5.52 E-03	9.17 E-03
2. Average diluted concentration during period	μ Ci/ml	2.80 E-10	3.40 E-10

D. GROSS ALPHA RADIOACTIVITY

1. Total Release	Ci	-----	-----
------------------	----	-------	-------

E. LIQUID VOLUMES

1. Batch waste released, prior to dilution	liters	8.75 E+05	1.09 E+06
2. Continuous waste released, prior to dilution	liters	-----	-----
3. Dilution water used during period	liters	1.97 E+10	2.70 E+10



TURKEY POINT PLANT
SEMIANNUAL REPORT
JANUARY 1992 THROUGH JUNE 1992

UNIT 3 TABLE 2

LIQUID EFFLUENTS SUMMARY

Nuclides Released	Units	Continuous Mode		Batch Mode	
		Quarter 1	Quarter 2	Quarter 1	Quarter 2
Cr-51	Ci	-----	-----	-----	-----
Mn-54	Ci	-----	-----	1.92 E-03	2.25 E-03
Fe-55	Ci	-----	-----	5.21 E-02	6.11 E-02
Co-57	Ci	-----	-----	-----	-----
Co-58	Ci	-----	-----	4.13 E-04	3.53 E-03
Fe-59	Ci	-----	-----	1.48 E-05	6.50 E-5
Co-60	Ci	-----	-----	5.57 E-03	7.70 E-03
Zn-65	Ci	-----	-----	-----	3.36 E-6
Sr-89	Ci	-----	-----	-----	-----
Sr-90	Ci	-----	-----	5.19 E-05	-----
Nb-95	Ci	-----	-----	-----	-----
Zr-97	Ci	-----	-----	-----	1.46 E-05
Mo-99	Ci	-----	-----	-----	8.55 E-06
Ag-110	Ci	-----	-----	2.55 E-05	6.12 E-04
Sb-124	Ci	-----	-----	-----	-----
Sb-125	Ci	-----	-----	5.40 E-04	4.56 E-04
I-131	Ci	-----	-----	3.27 E-05	1.79 E-04
I-133	Ci	-----	-----	-----	7.35 E-06
Cs-134	Ci	-----	-----	7.84 E-04	9.23 E-04
Cs-137	Ci	-----	-----	3.11 E-03	3.96 E-03
La-140	Ci	-----	-----	-----	1.52 E-04
W-187	Ci	-----	-----	-----	6.55 E-05
Total for period	Ci	-----	-----	6.46 E-02	8.11 E-02

100
101
102
103
104
105
106
107
108
109
110
111
112
113
114
115
116
117
118
119
120
121
122
123
124
125
126
127
128
129
130
131
132
133
134
135
136
137
138
139
140
141
142
143
144
145
146
147
148
149
150
151
152
153
154
155
156
157
158
159
160
161
162
163
164
165
166
167
168
169
170
171
172
173
174
175
176
177
178
179
180
181
182
183
184
185
186
187
188
189
190
191
192
193
194
195
196
197
198
199
200

SEMIANNUAL REPORT

JANUARY 1992 THROUGH JUNE 1992

UNIT 3 TABLE 2 (continued)

LIQUID EFFLUENTS SUMMARY

LIQUID DISSOLVED GAS

Nuclides Released	Units	Continuous Mode		Batch Mode	
		Quarter 1	Quarter 2	Quarter 1	Quarter 2
Ar-41	Ci	-----	-----	-----	7.39 E-06
Kr-85m	Ci	-----	-----	-----	2.52 E-06
Xe-131m	Ci	-----	-----	-----	3.95 E-05
Xe-133	Ci	-----	-----	5.52 E-03	9.11 E-03
Xe-133m	Ci	-----	-----	-----	-----
Xe-135	Ci	-----	-----	-----	1.34 E-05
Xe-135m	Ci	-----	-----	-----	-----
Total for Period	Ci	-----	-----	5.52 E-03	9.17 E-03



Vertical text on the left side, possibly a page number or margin note.

Faint text in the top right corner.

Faint horizontal text in the upper middle section.

Faint horizontal text in the middle section.

Faint horizontal text in the lower middle section.

Faint text in the lower right area.

TURKEY POINT PLANT
SEMIANNUAL REPORT

JANUARY 1992 THROUGH JUNE 1992

UNIT 3 TABLE 3

GASEOUS EFFLUENTS SUMMARY

A. FISSION AND ACTIVATION PRODUCTS

		Quarter 1	Quarter 2
1. Total Release	Ci	1.39 E+01	1.10 E+01
2. Average Release Rate for Period	$\mu\text{Ci}/\text{sec}$	1.76 E+00	1.40 E+00

B. IODINES


1. Total Iodine-131	Ci	2.16 E-05	3.77 E-05
2. Average Release Rate for Period	$\mu\text{Ci}/\text{sec}$	2.74 E-06	4.79 E-06

C. PARTICULATES

1. Particulates T _{1/2} > 8 days	Ci	-----	-----
2. Average Release Rate for Period	$\mu\text{Ci}/\text{sec}$	-----	-----
3. Gross Alpha Radioactivity	Ci	-----	-----

D. TRITIUM

1. Total Release	Ci	-----	-----
2. Average Release Rate for Period	$\mu\text{Ci}/\text{sec}$	-----	-----



SEMIANNUAL REPORT

JANUARY 1992 THROUGH JUNE 1992

UNIT 3 TABLE 4

GASEOUS EFFLUENTS SUMMARYA. FISSION GASES


Nuclides Released	Units	Continuous Mode		Batch Mode	
		Quarter 1	Quarter 2	Quarter 1	Quarter 2
Ar-41	Ci	-----	-----	-----	4.50 E-05
Kr-85m	Ci	-----	-----	-----	1.01 E-04
Kr-88	Ci	-----	-----	-----	1.30 E-04
Xe-131m	Ci	-----	-----	6.95 E-02	7.13 E-02
Xe-133	Ci	8.69 E+00	6.61 E+00	3.82 E+00	3.89 E+00
Xe-133m	Ci	-----	-----	2.83 E-02	6.15 E-03
Xe-135	Ci	1.25 E+00	4.37 E-01	9.05 E-03	1.63 E-02
Xe-135m	Ci	-----	-----	-----	-----
Total for period	Ci	9.94 E+00	7.05 E+00	3.93 E+00	3.98 E+00

B. IODINES

Nuclides Released	Units	Continuous Mode	
		Quarter 1	Quarter 2
I-131	Ci	2.16 E-05	3.77 E-05
I-133	Ci	8.35 E-06	2.23 E-05
I-135	Ci	7.30 E-06	-----
Total for period	Ci	3.73 E-05	6.00 E-05

C. PARTICULATES

Nuclides Released	Units	Continuous Mode	
		Quarter 1	Quarter 2
Co-60	Ci	-----	-----
Cs-137	Ci	-----	-----
Total for period	Ci	-----	-----



Total for Period
SEMIANNUAL REPORT

JANUARY 1992 THROUGH JUNE 1992

UNIT 4 TABLE 1

LIQUID EFFLUENTS SUMMARY

A. FISSION AND ACTIVATION PRODUCTS

	Units	Quarter 1	Quarter 2
1. Total Release(not including tritium, gases, alpha	Ci	6.46 E-02	8.11 E-02
2. Average diluted concentration during period	μCi/ml	3.28 E-09	3.00 E-09

B. TRITIUM

1. Total Release	Ci	5.36 E+01	7.70 E+01
2. Average diluted concentration during period	μCi/ml	2.72 E-06	2.85 E-06

C. DISSOLVED AND ENTRAINED GASES

1. Total Release	Ci	5.52 E-03	9.17 E-03
2. Average diluted concentration during period	μCi/ml	2.80 E-10	3.40 E-10

D. GROSS ALPHA RADIOACTIVITY

1. Total Release	Ci	-----	-----
------------------	----	-------	-------

E. LIQUID VOLUMES

1. Batch waste released, prior to dilution	liters	8.75 E+05	1.09 E+06
2. Continuous waste released, prior to dilution	liters	-----	-----
3. Dilution water used during period	liters	1.97 E+10	2.70 E+10

Vertical text on the left margin, possibly bleed-through from the reverse side of the page.



Faint horizontal text in the center of the page, possibly bleed-through.

Faint horizontal text in the center of the page, possibly bleed-through.

Faint horizontal text in the center of the page, possibly bleed-through.

SEMIANNUAL REPORT
 JANUARY 1992 THROUGH JUNE 1992

UNIT 4 TABLE 2

LIQUID EFFLUENTS SUMMARY

Nuclides Released	Units	Continuous Mode		Batch Mode	
		Quarter 1	Quarter 2	Quarter 1	Quarter 2
Cr-51	Ci	-----	-----	-----	-----
Mn-54	Ci	-----	-----	1.92 E-03	2.25 E-03
Fe-55	Ci	-----	-----	5.21 E-02	6.11 E-02
Co-57	Ci	-----	-----	-----	-----
Co-58	Ci	-----	-----	4.13 E-04	3.53 E-03
Fe-59	Ci	-----	-----	1.48 E-05	6.50 E-5
Co-60	Ci	-----	-----	5.57 E-03	7.70 E-03
Zn-65	Ci	-----	-----	-----	3.36 E-6
Sr-89	Ci	-----	-----	-----	-----
Sr-90	Ci	-----	-----	5.19 E-05	-----
Nb-95	Ci	-----	-----	-----	-----
Zr-97	Ci	-----	-----	-----	1.46 E-05
Mo-99	Ci	-----	-----	-----	8.55 E-06
Ag-110	Ci	-----	-----	2.55 E-05	6.12 E-04
Sb-124	Ci	-----	-----	-----	-----
Sb-125	Ci	-----	-----	5.40 E-04	4.56 E-04
I-131	Ci	-----	-----	3.27 E-05	1.79 E-04
I-133	Ci	-----	-----	-----	7.35 E-06
Cs-134	Ci	-----	-----	7.84 E-04	9.23 E-04
Cs-137	Ci	-----	-----	3.11 E-03	3.96 E-03
La-140	Ci	-----	-----	-----	1.52 E-04
W-187	Ci	-----	-----	-----	6.55 E-05
Total for period	Ci	-----	-----	6.46 E-02	8.11 E-02

2 1 2 3 4 5 6 7 8 9 10 11 12 13 14 15 16 17 18 19 20 21 22 23 24 25 26 27 28 29 30 31 32 33 34 35 36 37 38 39 40 41 42 43 44 45 46 47 48 49 50 51 52 53 54 55 56 57 58 59 60 61 62 63 64 65 66 67 68 69 70 71 72 73 74 75 76 77 78 79 80 81 82 83 84 85 86 87 88 89 90 91 92 93 94 95 96 97 98 99 100

101 102 103 104 105 106 107 108 109 110 111 112 113 114 115 116 117 118 119 120 121 122 123 124 125 126 127 128 129 130 131 132 133 134 135 136 137 138 139 140 141 142 143 144 145 146 147 148 149 150

151

SEMIANNUAL REPORT

JANUARY 1992 THROUGH JUNE 1992

UNIT 4 TABLE 2 (continued)

LIQUID EFFLUENTS SUMMARY

LIQUID DISSOLVED GAS

Nuclides Released	Units	Continuous Mode		Batch Mode	
		Quarter 1	Quarter 2	Quarter 1	Quarter 2
Ar-41	Ci	-----	-----	-----	7.39 E-06
Kr-85m	Ci	-----	-----	-----	2.52 E-06
Xe-131m	Ci	-----	-----	-----	3.95 E-05
Xe-133	Ci	-----	-----	5.52 E-03	9.11 E-03
Xe-133m	Ci	-----	-----	-----	-----
Xe-135	Ci	-----	-----	-----	1.34 E-05
Xe-135m	Ci	-----	-----	-----	-----
Total for Period	Ci	-----	-----	5.52 E-03	9.17 E-03

SEMIANNUAL REPORT

JANUARY 1992 THROUGH JUNE 1992

UNIT 4 TABLE 3

GASEOUS EFFLUENTS SUMMARYA. FISSION AND ACTIVATION PRODUCTS

		Quarter 1	Quarter 2
1. Total Release	Ci	1.62 E+01	9.84 E+00
2. Average Release Rate for Period	$\mu\text{Ci}/\text{sec}$	2.07 E+00	1.25 E+00

B. IODINES

1. Total Iodine-131	Ci	2.16 E-05	3.77 E-05
2. Average Release Rate for Period	$\mu\text{Ci}/\text{sec}$	2.74 E-06	4.79 E-06

C. PARTICULATES

1. Particulates T _{1/2} > 8 days	Ci	-----	-----
2. Average Release Rate for Period	$\mu\text{Ci}/\text{sec}$	-----	-----
3. Gross Alpha Radioactivity	Ci	-----	-----

D. TRITIUM

1. Total Release	Ci	-----	-----
2. Average Release Rate for Period	$\mu\text{Ci}/\text{sec}$	-----	-----

10

11

12

13

14

15

16

17

18

19

20

21

22

23

24

25

26

27

28

29

30

31

32

33

34

35

SEMIANNUAL REPORT
 JANUARY 1992 THROUGH JUNE 1992

UNIT 4 TABLE 4

GASEOUS EFFLUENTS SUMMARY

A. FISSION GASES

Nuclides Released	Units	Continuous Mode		Batch Mode	
		Quarter 1	Quarter 2	Quarter 1	Quarter 2
Ar-41	Ci	-----	-----	8.19 E-02	4.50 E-05
Kr-85m	Ci	-----	-----	-----	1.01 E-04
Kr-87	Ci	-----	-----	-----	1.30 E-04
Xe-131m	Ci	-----	-----	6.95 E-02	7.13 E-02
Xe-133	Ci	8.69 E+00	6.61 E+00	6.09 E+00	2.70 E+00
Xe-133m	Ci	-----	-----	2.83 E-02	6.15 E-03
Xe-135	Ci	1.24 E+00	4.37 E-01	3.67 E-02	1.42 E-02
Xe-135m	Ci	-----	-----	-----	-----
Total for period	Ci	9.93 E+00	7.05 E+00	6.31 E+00	2.80 E+00

B. IODINES

Nuclides Released	Units	Continuous Mode	
		quarter 1	quarter 2
I-131	Ci	2.16 E-05	3.77 E-05
I-133	Ci	8.35 E-06	2.23 E-05
I-135	Ci	7.30 E-06	-----
Total for period	Ci	3.73 E-05	6.00 E-05

C. PARTICULATES

Nuclides Released	Units	Continuous Mode	
		Quarter 1	Quarter 2
Co-60	Ci	-----	-----
Cs-137	Ci	-----	-----
Total for period	Ci	-----	-----

22 13

FLORIDA POWER AND LIGHT COMPANY
TURKEY POINT PLANT
SEMIANNUAL REPORT
JANUARY 1992 THROUGH JUNE 1992
UNITS 3 AND 4 TABLE 6

SOLID WASTE AND IRRADIATED FUEL SHIPMENTS

A. SOLID WASTE SHIPPED OFFSITE FOR BURIAL OR DISPOSAL

1. TYPE OF WASTE	UNITS	6 MONTH PERIOD		%ERR
a. Spent resin, filters sludge, evaporator bottoms (Note 1)	m ³ Ci	1.25 4.25	E1 E-1	20
b. Dry Compressible waste (Note 2)	m ³ Ci	9.98 5.49	E1 E-1	20
c. Irradiated components Control rods, etc.	m ³ Ci	0.00 0.00	E0 E0	
d. Other non-compressible Waste (Note 3)	m ³ Ci	4.06 2.56	E0 E-1	20

2. ESTIMATE OF MAJOR NUCLIDE COMPOSITION BY TYPE OF WASTE

	UNITS	VALUE
a. Cs-137	%	52
Co-60	%	19
Cs-134	%	9
Ni-63	%	9
Fe-55	%	8
Sb-125	%	2
Mn-54	%	1
b. Fe-55	%	45
Co-60	%	33
Ni-63	%	16
Co-58	%	3
Cs-137	%	2
Sb-125	%	1
c. _____	_____	_____

1
2
3
4
5
6
7
8
9
10
11
12
13
14
15
16
17
18
19
20
21
22
23
24
25
26
27
28
29
30
31
32
33
34
35
36
37
38
39
40
41
42
43
44
45
46
47
48
49
50
51
52
53
54
55
56
57
58
59
60
61
62
63
64
65
66
67
68
69
70
71
72
73
74
75
76
77
78
79
80
81
82
83
84
85
86
87
88
89
90
91
92
93
94
95
96
97
98
99
100

1
2
3
4
5
6
7
8
9
10
11
12
13
14
15
16
17
18
19
20
21
22
23
24
25
26
27
28
29
30
31
32
33
34
35
36
37
38
39
40
41
42
43
44
45
46
47
48
49
50
51
52
53
54
55
56
57
58
59
60
61
62
63
64
65
66
67
68
69
70
71
72
73
74
75
76
77
78
79
80
81
82
83
84
85
86
87
88
89
90
91
92
93
94
95
96
97
98
99
100

1
2
3
4
5
6
7
8
9
10
11
12
13
14
15
16
17
18
19
20
21
22
23
24
25
26
27
28
29
30
31
32
33
34
35
36
37
38
39
40
41
42
43
44
45
46
47
48
49
50
51
52
53
54
55
56
57
58
59
60
61
62
63
64
65
66
67
68
69
70
71
72
73
74
75
76
77
78
79
80
81
82
83
84
85
86
87
88
89
90
91
92
93
94
95
96
97
98
99
100

FLORIDA POWER AND LIGHT COMPANY
TURKEY POINT PLANT
SEMIANNUAL REPORT
JANUARY 1992 THROUGH JUNE 1992
UNITS 3 AND 4 TABLE 6

	UNITS	VALUE
d. Fe-55	%	37
Co-60	%	31
Ni-63	%	15
Cs-137	%	9
Co-58	%	2
Cs-134	%	2
Cr-51	%	2
Nb-95	%	1
Sb-125	%	1

3. SOLID WASTE DISPOSITION

NUMBER OF SHIPMENTS	MODE OF TRANSPORT	DESTINATION
23 (Note 4)	Sole use truck	Oak Ridge, TN
1	Sole use truck	Barnwell, SC

B. IRRADIATED FUEL SHIPMENTS

None

FLORIDA POWER & LIGHT COMPANY
 TURKEY POINT PLANT
 SEMIANNUAL REPORT
 JANUARY 1992 THROUGH JUNE 1992
 UNITS 3 & 4 TABLE 6
 SOLID WASTE SUPPLEMENT

Waste Classification	Total Volume Ft ³	(NOTE 5) Total Curie Quantity	(NOTE 6) Principal Radionuclides	(NOTE 7) Type of Waste	R.G. 1.21 Category	(NOTE 8) Type of Container	Solidification or Absorbent Agent
Class A	442.1	0.425	Cs-137	Dewatered Resin	1a.	>Type A, LSA Cask	N/A
Class A	3523.8	0.549	None	Compactable Waste	1b.	Strong Tight	N/A
Class A	143.3	0.256	None	Non-Compactable Waste	1d.	Strong Tight	N/A

100

100

100

100

100

100

100

100

100

100



100

100

100

100

100

100

100

100

100

100

FLORIDA POWER AND LIGHT COMPANY
TURKEY POINT PLANT
SEMIANNUAL REPORT
JANUARY 1992 THROUGH JUNE 1992
UNITS 3 AND 4 TABLE 6

SOLID WASTE AND IRRADIATED FUEL SHIPMENTS

A. SOLID WASTE SHIPMENT OFFSITE FOR BURIAL OR DISPOSAL

- Note 1: Spent resin, filters, sludge, and evaporator bottoms volume indicates volume shipped directly to burial site or shipped to burial site following reduction by a waste processing facility. Volume shipped to the waste processing facility was 27.6 m³
- Note 2: Dry compressible waste volume indicates volume shipped to burial site following reduction by a waste processing facility. Volume shipped to the waste processing facility was 1449.8 m³
- Note 3: Other noncompressible waste indicates volume shipped to a waste processing facility for decontamination and disposal. Volume shipped to the processing facility was 114.7 m³
- Note 4: Material transported to Oak Ridge, Tennessee, was consigned to licensed processing facilities for volume reduction and decontamination activities. The material remaining after processing was transported by the processor to Barnwell, South Carolina, for burial.
- Note 5: The total curie quantity and radionuclide composition of solid waste shipped from the Turkey Point Plant Units 3 and 4 are determined using a combination of qualitative and quantitative techniques. The Turkey Point Plant follows the guidelines in the Low Level Waste Licensing Branch Technical Position on Radioactive Waste Classification (5/11/83) for these determinations.

The most frequently used techniques for determining the total activity in a package are the dose to curie method and inference from specific activity and mass or activity concentration and volume. Activation analysis may be applied when it is appropriate. The total activity determination by any of these methods is considered to be an estimate.

1

2

3

4

5

FLORIDA POWER AND LIGHT COMPANY
TURKEY POINT PLANT
SEMIANNUAL REPORT
JANUARY 1992 THROUGH JUNE 1992
UNITS 3 AND 4 TABLE 6

The composition of radionuclides in the waste is determined by both on-site analysis for principle gamma emitters and periodic off-site analyses for difficult to measure isotopes. The on-site analyses are performed either on a batch basis or on a routine basis using representative samples appropriate for the waste type. Off-site analyses are used to establish scaling factors or other estimates for difficult to measure isotopes.

- Note 6: Principle radionuclide refers to those radionuclides contained in the waste in concentrations greater than 0.01 times the concentration of the nuclide listed in Table 1 or 0.01 times the smallest concentration of the nuclide listed in Table 2 of 10 CFR 61.
- Note 7: Type of waste is specified as described in NUREG 0782, Draft Environment Impact Statement on 10 CFR 61 "Licensing Requirements for Land Disposal of Radioactive Waste".
- Note 8: Type of container refers to the transport package.

10

11

12

13

14



Faint, illegible text or markings in the center of the page.

FLORIDA POWER AND LIGHT COMPANY
TURKEY POINT PLANT
SEMIANNUAL REPORT
JANUARY 1992 THROUGH JUNE 1992
UNITS 3 AND 4 ATTACHMENT 1

SUMMARY OF CHANGES TO THE PROCESS CONTROL PROGRAM

Pacific Nuclear, Inc., Waste Services Group Procedure PT-51-WS, Solidification Process Control Procedure, Revision 10, May 21, 1992, was approved for use at Turkey Point Nuclear Plant during this reporting period.

This vendor process control program, together with the supporting Topical Report, satisfies the requirements for solidification in Technical Specification 3/4.11.3, and provides assurance that the waste form produced conforms to the requirements of 10CFR61 and the disposal site licenses.

