

FLORIDA POWER & LIGHT
EVALUATION OF THE
BROOKHAVEN NATIONAL LABORATORY
15x15 LATTICE STANDARD PROBLEM

Prepared By: Kevin C. Hoskins
Kevin C. Hoskins
Engineer, Core Physics

Date: 10/10/86


Reviewed By: E. R. Knuckles
Ed Knuckles
Supervisor, Core Physics

Date: 10/10/86

Approved By: D.C. Poteralski
D.C. Poteralski
Manager,
Nuclear Fuel Technology

Date: 10/10/86

8610280091 861021
PDR ADCK 05000250
P PDR





BROOKHAVEN NATIONAL LABORATORY
ASSOCIATED UNIVERSITIES, INC.

Upton, Long Island, New York 11973

(516) 282-2595
FTS 666

Department of Nuclear Energy

August 8, 1986

Mr. Edward Knuckles
Fuel Resources
Florida Power and Light
P.O. Box 029100
Miami, Florida 33102

Dear Mr. Knuckles:

As you requested, I have enclosed a copy of the BNL 15x15 W type fuel assembly Standard Problem. As indicated in the definition, the analysis of the Standard Problem requires an assembly depletion calculation together with a series of reactivity defect calculations. The problem includes a burnable-poison rod assembly, and both rodded and unrodded assemblies. The burnable-poison rod and rodded assemblies include strong local absorbers and, as we discussed, are not an appropriate application of the methods presently being reviewed.

If you have any questions concerning the modeling or execution of this problem, please do not hesitate to contact us.

Sincerely,

E.F. Carew, Group Leader
Core Performance Group

JFC/lr
Encs.

cc: J. G. Guppy w/o
W. Y. Kato w/o
L. Lois
M. S. Dunenfeld

FUEL ASSEMBLY STANDARD PROBLEM

The standard problem is to be calculated in two dimensions in an iterated, source mode using reflecting boundary conditions in the horizontal plane neglecting axial leakage. The following series of assembly depletion and reactivity defect calculations are to be calculated.

I. DEPLETION CALCULATIONS

Provide the following edited quantities for an assembly with and without burnable poison rods at BOL, 500, 5000, 10000, 20000, 30000 and 40000 MWD/MT*. For the controlled assembly only provide the pin powers (item-1), reaction rates (item-3) and assembly characteristics (item-4) at BOL and 30,000 MWD/MT.

1. Relative pin powers

2. Assembly volume averaged fuel pellet isotopics; U²³⁵, U²³⁸, Pu²³⁹, Pu²⁴⁰, Pu²⁴¹, Pu²⁴² and calculated fission product densities [atom/barn-cm] at 500 and 40,000 MWD/MT

3. Assembly total reaction rates (A-absorption, F-fission)

a. Fuel

U ²³⁵ (A)	Pu ²⁴⁰ (A)
U ²³⁵ (F)	Pu ²⁴⁰ (F)
U ²³⁸ (A)	Pu ²⁴¹ (A)
U ²³⁸ (F)	Pu ²⁴¹ (F)
Pu ²³⁹ (A)	Pu ²⁴² (A)
Pu ²³⁹ (F)	Pu ²⁴² (F)

b. Clad (A)

c. Burnable Poison (A)

d. Water (A)

e. Control Rod (A)

4. Assembly Characteristics

a. k_{∞} - Infinite Multiplication Factor

b. M^2 - Migration Area [cm²]

c. B_M^2 - Material Buckling [cm⁻²]

d. β - Delayed Neutron Fraction

e. Two-Group Inverse Neutron Velocity[†] [sec/cm]

5. Two-Group Collapsed Assembly Averaged Cross Sections[†]

D [cm], Σ_a [cm⁻¹], Σ_r [cm⁻¹],

$\nu\Sigma_f$ [cm⁻¹], $\kappa\Sigma_f$ [watt/cm], Σ_f [cm⁻¹]

* These are editing points and do not necessarily correspond to the depletion steps.

† Thermal breakpoint assumed at 0.625 [eV]

FUEL ASSEMBLY STANDARD PROBLEM

II. REACTIVITY DEFECT CALCULATIONS

Provide the following reactivity defects ($\% \Delta k/k$) for an assembly with and without burnable poison rods at BOL and EOL (30,000 Mwd/MT):

<u>REACTIVITY DEFECT ($\% \Delta k/k$)*</u>	<u>UNPERTURBED CASE†</u>	<u>PERTURBED CASE</u>
1. Fuel Temperature (T_{fuel})	T_{fuel}^{base}	$T_{moderator}^{base}$
2. Moderator Temperature ($T_{moderator}$)	$T_{moderator}^{base}$	$T_{moderator}^{base} - 25^{\circ}K$
3. Moderator & Fuel Temperature†† ($T_{Moderator}$ & T_{Fuel})	base moderator	68°F
	base fuel	68°F
4. Moderator & Fuel Temperature†† ($T_{Moderator}$ & T_{Fuel})	base moderator	300°F
	base fuel	300°F
5. Boron Concentration (N_{boron})	base boron	0 ppm
6. Xenon Concentration (N_{xenon})	Equilibrium	0
7. Control Rod #	Unrodded	Rodded

* It is recommended that a full flux solution be carried out for each state-point.

† Unperturbed parameters are at their base values indicated in the Standard Problem definition.

In the case of the W (17x17) assembly only the unpoisoned assembly is required.

†† Pressure is to be maintained at base value.

TABLE-1. TYPE-1 FUEL ASSEMBLY DATA

15 x 15 W Type Fuel Assembly

1. Configuration (1/8 assembly)

4	
1 1	
1 1 1	
1 1 1 3	1 - Fuel Rod
3 1 1 1 1	2 - Burnable Poison Rod (BPR)
1 1 3 1 1 3	3 - Guide Thimble
1 1 1 1 1 1 1	4 - Instrument Thimble
1 1 1 1 1 1 1 1	

Note: 1. For an unrodded or unpoisoned case replace all BPRs (2) with guide thimbles (3).

2. For a rodded case control rods are inserted in guide thimbles (3).

2. Fuel Assembly Data

Rod array	15 x 15
Fuel rods per assembly	204
Rod pitch (in)#	0.563
Assembly pitch (in)**	8.466 x 8.466
Assembly length (in)	151.0
Active fuel length (in)	144.0
Number of spacer grids†	7
Composition of spacer grid	83% Inconel 718, 17% Stainless Steel
Weight of spacer grids (lb)	15.5
Number of guide thimbles	20
Number of instrument thimbles	1

All dimensions are given at cold (68°F) conditions.

† Seven in active length.

** Center to center assembly pitch.

TABLE-1. TYPE-1 FUEL ASSEMBLY DATA (Cont.)

15 x 15 W Type Fuel Assembly

3. Fuel Rod Data

Clad O.D. (in)	0.422
Clad thickness (in)	0.0243
Diametral gap (in)	0.0075
Clad material	Zircaloy-4

4. Fuel Pellet Data

Material	UO ₂ - Undished
Density (% of theoretical)	95
Enrichment (w/o)	2.25
Diameter (in)	0.3659

5. Guide Thimbles and Instrument Thimble Data

Number of guide thimbles	20
Number of instrument thimbles	1
Composition of thimbles	Zircaloy-4
Guide Thimble O.D. (in)	0.545
Guide Thimble I.D. (in)	0.515
Instrument Thimble O.D. (in)	0.545
Instrument Thimble I.D. (in)	0.515


6. Control Rod Data

Neutron absorber (w/o)	5% Cd, 15% In, 80% Ag
Absorber diameter (in)	0.347
Absorber density (lb/in ³)	0.367
Cladding material	304 Stainless Steel
Clad O.D. (in)	0.445
Clad thickness (in)	0.019
Number of control rods	20

INTRODUCTION TO ANALYSIS RESULTS

This transmittal contains the results of FPL's evaluation of Brookhaven's 15x15 lattice Standard Problem using FPL's CHEETAH/PDQ methodology. As agreed, the analysis was performed only for the unpoisoned/unrodded lattice. Due to the structure of FPL's CHEETAH/PDQ methodology, some of the data provided is slightly different from that requested:

- 1) Instead of providing absorption rates for all of the water in the assembly, absorption rates for the guide and instrumentation thimbles are given. This modification was agreed-to previously.
- 2) Reactivity defect data was generated using CHEETAH only. It is FPL's position that the pincell CHEETAH and unit-assembly CHEETAH/PDQ agree closely on these calculations, and thus CHEETAH data is sufficient for the calculation.
- 3) Both CHEETAH and CHEETAH/PDQ isotopics were provided for the conditions requested. It is felt that the CHEETAH data is slightly more accurate because FPL's PDQ uses simplified isotopic chains, which causes a small but acceptable difference in Pu isotopic calculations.



- 4) CHEETAH does not edit information for the fast group inverse neutron velocity; code modifications would be required to edit this value. Therefore, only thermal group inverse velocities are provided. Inverse neutron velocity data has never been used explicitly in FPL's physics calculations, and its need is not apparent. Therefore, it is felt that CHEETAH's 'shortcoming' in this respect is of little consequence.

- 5) CHEETAH does not edit delayed neutron fractions, and of course, PDQ does not calculate them. The delayed neutron data was generated by hand using fission rates from PDQ and documented isotope-dependent delayed neutron fractions.

If you have any questions on the attached data, please contact E. Knuckles (305) 552-3444 or K. Hoskins (305) 552-3437.



.....

.....

.....

.....

.....

.....

.....

.....

.....

.....

.....

.....

.....

BNL STANDARD PROBLEM ANALYSIS

TABLE OF CONTENTS

Figures

Title

1	Relative Pin Powers @ 150 MWD/MTU.....
2	Relative Pin Powers @ 500 MWD/MTU.....
3	Relative Pin Powers @ 5000 MWD/MTU.....
4	Relative Pin Powers @ 10000 MWD/MTU.....
5	Relative Pin Powers @ 20000 MWD/MTU.....
6	Relative Pin Powers @ 30000 MWD/MTU.....
7	Relative Pin Powers @ 40000 MWD/MTU.....

Tables

Title

1	CHEETAH vs. CHEETAH/PDQ Koo vs. Burnup.....
2	Assembly Volume-Averaged Isotopics.....
3	Assembly Total Reaction Rates 150 MWD/MTU.....
4	Assembly Total Reaction Rates 500 MWD/MTU.....
5	Assembly Total Reaction Rates 5000 MWD/MTU.....
6	Assembly Total Reaction Rates 10000 MWD/MTU.....
7	Assembly Total Reaction Rates 20000 MWD/MTU.....
8	Assembly total Reaction Rates 30000 MWD/MTU.....
9	Assembly Total Reaction Rates 40000 MWD/MTU.....
10	Guide & Instrument Tube Absorption Rates.....
11	Assembly Characteristics (k_{oo} , M^2 , B^2 , β , etc.....
12	Delayed Neutron Fractions 150 & 500 MWD/MTU.....
13	Delayed Neutron Fractions 5000 & 10000..... MWD/MTU

TABLE OF CONTENTS (Cont'd)

<u>Tables</u>	<u>Title</u>
14	Delayed Neutron Fractions 20000 & 30000..... MWD/MTU
15	Delayed Neutron Fractions 40000 MWD/MTU.....
16	Thermal Group Inverse Neutron Velocity.....
17	Two-Group Collapsed Assembly Averaged Xsecs.....
18	Reactivity Defect Calculations.....



1 2 3 4 5 6 7 8 9 10 11 12 13 14 15 16 17 18 19 20 21 22 23 24 25 26 27 28 29 30 31 32 33 34 35 36 37 38 39 40 41 42 43 44 45 46 47 48 49 50 51 52 53 54 55 56 57 58 59 60 61 62 63 64 65 66 67 68 69 70 71 72 73 74 75 76 77 78 79 80 81 82 83 84 85 86 87 88 89 90 91 92 93 94 95 96 97 98 99 100

1 2 3 4 5 6 7 8 9 10 11 12 13 14 15 16 17 18 19 20 21 22 23 24 25 26 27 28 29 30 31 32 33 34 35 36 37 38 39 40 41 42 43 44 45 46 47 48 49 50 51 52 53 54 55 56 57 58 59 60 61 62 63 64 65 66 67 68 69 70 71 72 73 74 75 76 77 78 79 80 81 82 83 84 85 86 87 88 89 90 91 92 93 94 95 96 97 98 99 100

FIGURE 1

'BNL' STANDARD PROBLEM
15x15 W LATTICE
RELATIVE PIN POWERS
150 MWD/MTU

1.005														
	.983													
		.979	.979	1.000										
			1.025	1.012	1.043									
				1.060	1.067	1.065	1.039							
					1.040	1.050	1.040	1.032						
						.977	.989	1.010	.985	.984	.997	.965		
							.954	.957	.961	.961	.955	.953	.945	.941

CHEETAH/PDQ DATA

FIGURE 2

'BNL' STANDARD PROBLEM
15x15 W LATTICE
RELATIVE PIN POWERS
500 MWD/MTU

	1.005																												
		.983																											
			.979	.979	1.000																								
						1.025	1.012	1.043																					
									1.060	1.067	1.065	1.039																	
													1.040	1.032															
															.977	.989	1.010	.985	.984	.997	.965								
																						.954	.957	.961	.961	.955	.953	.945	.941

CHEETAH/PDQ DATA



11

11

11

11

11

11

11

11

11

11

11

11

11

FIGURE 3

'BNL' STANDARD PROBLEM
15x15 W LATTICE
RELATIVE PIN POWERS
5000 MWD/MTU

1.004	.984													
.980	.980	1.000												
1.023	1.012	1.039												
	1.055	1.061	1.060	1.036										
1.036	1.046		1.037	1.029										
.979	.990	1.010	.987	.986	.998	.968								
.957	.960	.964	.964	.958	.957	.949	.946							

CHEETAH/PDQ DATA



11

11

11

11

11

11

11

11

11

11

11

11

11

11

11

11

11

11

FIGURE 4

'BNL' STANDARD PROBLEM
15x15 W LATTICE
RELATIVE PIN POWERS
10000 MWD/MTU

	1.004	.987												
	.984	.984	1.001											
	1.020	1.011	1.033											
		1.046	1.051	1.050	1.031									
	1.031	1.038		1.032	1.025									
	.983	.992	1.008	.989	.988	.998	.972							
	.964	.966	.970	.969	.965	.963	.956	.953						

CHEETAH/PDQ DATA

FIGURE 5

'BNL' STANDARD PROBLEM
15x15 W LATTICE
RELATIVE PIN POWERS
20000 MWD/MTU

1.002	.993													
.992	.992	1.002												
1.013	1.008	1.021												
	1.028	1.031	1.030	1.020										
1.019	1.023		1.020	1.016										
.990	.996	1.005	.994	.993	.997	.982								
.977	.979	.981	.981	.978	.976	.971	.969							

CHEETAH/PDQ DATA




FIGURE 6

'BNL' STANDARD PROBLEM
15x15 W LATTICE
RELATIVE PIN POWERS
30000 MWD/MTU

1.001	.996													
.996	.996	1.002												
1.007	1.005	1.011												
	1.015	1.016	1.016	1.012										
1.010	1.012		1.011	1.009										
.995	.998	1.002	.997	.997	.998	.990								
.988	.989	.990	.990	.988	.987	.984	.982							

CHEETAH/PDQ DATA

FIGURE 7

'BNL' STANDARD PROBLEM
15x15 W LATTICE
RELATIVE PIN POWERS
40000 MWD/MTU

1.000														
.997	1.000													
1.004	1.002	1.007												
1.009	1.010	1.010	1.007											
1.006	1.008	1.007	1.006											
.997	.998	1.001	.998	.998	.999	.994								
.992	.993	.994	.994	.993	.992	.991	.990							

CHEETAH/PDQ DATA




TABLE 1

BNL STANDARD PROBLEM
Koo VS BURNUP
CHEETAH PINCELL VS. CHEETAH/PDQ

<u>Burnup</u> <u>(MWD/MTU)</u>	<u>Koo</u>		<u>Δ PCM+</u>
	<u>CHEETAH</u> <u>Only</u>	<u>CHEETAH/PDQ</u> <u>15x15 Lattice</u>	
0	1.14129	1.14058	55
150	1.10463	1.10300	133
500	1.09916	1.09764	125
1000	1.09589	1.09425	136
5000	NC	1.05562	-
10000	1.00496	1.00347	147
20000	.91865	.91672	229
30000	.84832	.84626	286
40000	.79355	.79194	256
Total ΔK (pcm) 0-40 K Bu (PCM)	38396	38598	
	(.5% diff)		

* Koo Includes Gap $+\Delta = (K_1 - K_2) \times 10^5 / (K_1 K_2)$

NC = Not Calculated

TABLE 2

BNL STANDARD PROBLEM
ASSEMBLY VOLUME AVERAGED ISOTOPICS +
(ATOMS/BARN-CM)

<u>ISOTOPE</u>	<u>500 MWD/MTU</u>		<u>40000 MWD/MTU</u>	
	<u>CHEETAH*</u>	<u>CHEETAH/PDQ</u>	<u>CHEETAH*</u>	<u>CHEETAH/PDQ</u>
U-235	1.52783-4	1.52846-4	1.62489-5	1.64792-5
U-238	6.72361-3	6.72366-3	6.49624-3	6.49561-3
Pu-239	2.15215-6	2.10674-6	3.18613-5	3.23974-5
Pu-240	3.12530-8	2.99997-8	1.74465-5	1.73614-5
Pu-241	8.50277-10	7.80787-10	9.84268-6	9.96180-6
Pu-242	4.33328-12	2.78212-12	6.83477-6	6.80422-6
F.P.	3.62248-6	3.56379-6	2.76862-4	2.76709-4

+ Does not include gap

* CHEETAH values multiplied by $\frac{204}{225}$ to generate Assembly Average Number Density




TABLE 3

BNL 15x15 W LATTICE
ASSEMBLY TOTAL REACTION RATES

Burnup 150 MWD/MTU

CHEETAH/PDQ

<u>Isotope</u>	<u>Absorption (sec⁻¹)</u>	<u>Fission (sec⁻¹)</u>
U235	1.56352+15	1.29104+15
U238	9.45297+14	8.43912+13
Pu239	2.00797+13	1.28006+13
Pu240	8.35486+10	1.77856+8
Pu241	3.49011+8	2.56530+8
Pu242	Negligible	Negligible
Fuel Clad	3.73028+13	N/A
Guide Thimble +	7.28549+13	N/A

+ Includes all guide and instrument thimbles




TABLE 4

BNL 15x15 W LATTICE
ASSEMBLY TOTAL REACTION RATES

<u>Burnup 500 MWD/MTU</u>		<u>CHEETAH/PDQ</u>
<u>Isotope</u>	<u>Absorption (sec⁻¹)</u>	<u>Fission (sec⁻¹)</u>
U235	1.52719+15	1.26049+15
U238	9.48370+14	8.49224+13
Pu239	6.55157+13	4.17759+13
Pu240	9.48220+11	2.02607+9
Pu241	2.27823+10	1.67431+10
Pu242	1.20408+7	1.58321+5
Fuel Clad	3.73862+13	N/A
Guide Thimble +	7.25663+13	N/A

+ Includes all guide and instrument thimbles




TABLE 5

BNL 15x15 W LATTICE
ASSEMBLY TOTAL REACTION RATES

Burnup 5000 MWD/MTU

CHEETAH/PDQ

<u>Isotope</u>	<u>Absorption (sec⁻¹)</u>	<u>Fission (sec⁻¹)</u>
U235	1.19578+15	9.84034+14
U238	9.82341+14	8.94758+13
Pu239	4.60838+14	2.94725+14
Pu240	5.36008+13	1.33530+11
Pu241	1.26463+13	9.30947+12
Pu242	1.09866+11	1.44502+9
Fuel Clad	3.84739+13	N/A
Guide Thimble †	7.18785+13	N/A

† Includes all guide and instrument thimbles

TABLE 6

BNL 15x15 W LATTICE
ASSEMBLY TOTAL REACTION RATES

Burnup 10000 MWD/MTU

CHEETAH/PDQ

<u>Isotope</u>	<u>Absorption (sec⁻¹)</u>	<u>Fission (sec⁻¹)</u>
U235	9.53631+14	7.83317+14
U238	1.03321+15	9.43427+13
Pu239	7.04087+14	4.51209+14
Pu240	1.26690+14	3.74773+11
Pu241	5.56667+13	4.10199+13
Pu242	1.10237+12	1.44792+10
Fuel Clad	4.02897+13	N/A
Guide Thimble +	7.40278+13	N/A

+ Includes all guide and instrument thimbles

TABLE 7

BNL 15x15 W LATTICE
ASSEMBLY TOTAL REACTION RATES

Burnup 20000 MWD/MTU

CHEETAH/PDQ

<u>Isotope</u>	<u>Absorption (sec⁻¹)</u>	<u>Fission (sec⁻¹)</u>
U235	6.14829+14	5.04276+14
U238	1.13881+15	1.02962+14
Pu239	9.66854+14	6.20990+14
Pu240	2.42656+14	8.82582+11
Pu241	1.76133+14	1.29898+14
Pu242	8.06785+12	1.08373+11
Fuel Clad	4.42858+13	N/A
Guide Thimble +	8.10735+13	N/A

+ Includes all guide and instrument thimbles

TABLE 8

BNL 15x15 W LATTICE
ASSEMBLY TOTAL REACTION RATES

Burnup 30000 MWD/MTU

CHEETAH/PDQ

<u>Isotope</u>	<u>Absorption (sec⁻¹)</u>	<u>Fission (sec⁻¹)</u>
U235	3.78592+14	3.10399+14
U238	1.24103+15	1.10509+14
Pu239	1.11670+15	7.18031+14
Pu240	3.30378+14	1.32205+12
Pu241	2.85334+14	2.10482+14
Pu242	2.10127+13	2.95212+11
Fuel Clad	4.83097+13	N/A
Guide Thimble +	8.90989+13	N/A

+ Includes all guide and instrument thimbles

TABLE 9

BNL 15x15 W LATTICE
ASSEMBLY TOTAL REACTION RATES

Burnup 40000 MWD/MTU

CHEETAH/PDQ

<u>Isotope</u>	<u>Absorption (sec⁻¹)</u>	<u>Fission (sec⁻¹)</u>
U235	2.16928+14	1.77837+14
U238	1.32572+15	1.16663+14
Pu239	1.21128+15	7.79313+14
Pu240	3.93506+14	1.64580+12
Pu241	3.65295+14	2.69482+14
Pu242	3.67806+13	5.45228+11
Fuel Clad	5.18130+13	N/A
Guide Thimble +	9.64036+13	N/A

+ Includes all guide and instrument thimbles

TABLE 10

BNL STANDARD PROBLEM
GUIDE & INSTRUMENT TUBE ABSORPTION RATES*
CHEETAH/PDQ

<u>BURNUP (MWD/MTU)</u>	<u>ϕ^1</u>	<u>ϕ^2</u>	<u>Σ_a^1</u>	<u>Σ_a^2</u>	<u>ABSORPTION (SEC⁻¹)</u>
150	2.41258+14	3.60425+13	7.14340-4	4.19280-2	7.28549+13
500	2.42935+14	3.58549+13	7.14340-4	4.19280-2	7.25663+13
5000	2.57197+14	3.52328+13	7.14340-4	4.19280-2	7.18785+13
10000	2.72720+14	3.61529+13	7.14340-4	4.19280-2	7.40278+13
20000	3.00919+14	3.95556+13	7.14340-4	4.19280-2	8.10735+13
30000	3.26786+14	4.35380+13	7.14340-4	4.19280-2	8.90989+13
40000	3.54857+14	4.70856+13	7.14340-4	4.19280-2	9.64036+13

* Calculated by

$\text{Vol} \cdot (\phi^1 \cdot \Sigma_a^1 + \phi^2 \cdot \Sigma_a^2)$ of Guide and Instrument Tube REGION

Vol = 43.27507 cm²




TABLE 11

BNL 15x15 W LATTICE
ASSEMBLY CHARACTERISTICS*

<u>BURNUP</u> <u>(MWD/MTU)</u>	<u>K_{oo} +</u>	<u>M²</u> <u>(cm²)</u>	<u>B²</u> <u>(cm⁻²)</u>	<u>β</u> <u>(x1000)</u>	<u>Inverse</u> <u>Neutron Velocity</u> <u>Thermal Group</u>
150	1.10300	54.22	1.900-3	7.02	2.56409-6
500	1.09764	54.13	1.804-3	6.93	2.56266-6
5000	1.05562	53.55	1.039-3	6.15	2.56321-6
10000	1.00347	53.07	6.539-5	5.64	2.56742-6
20000	.91672	51.86	-1.606-3	5.06	2.57818-6
30000	.84626	50.90	-3.020-3	4.71	2.58759-6
40000	.79194	50.15	-4.149-3	4.48	2.59468-6

+ K_{oo} includes gap



TABLE 12

BNL STANDARD PROBLEM
DELAYED NEUTRON FRACTIONS

Burnup
(MWD/MTU)

150

<u>Isotope i</u>	<u>β_i</u>	<u>Fission Rate i</u>	<u>$\beta \cdot$ Fission Rate i</u>
U235	.0065	1.29104+15	8.39176+12
U238	.0157	8.43912+13	1.32494+12
Pu239	.0021	1.28006+13	2.68813+10
Pu240	.0026	1.77856+8	4.62426+5
Pu241	.0052	2.56530+8	1.33396+6
TOTAL		<u>1.38823+15</u>	<u>9.74358+12</u>

$$\bar{\beta} = \frac{\sum_i \beta_i \cdot \text{FRI}_i}{\sum_i \text{FRI}_i} = .00702$$

500

<u>Isotope i</u>	<u>β_i</u>	<u>Fission Rate i</u>	<u>$\beta \cdot$ Fission Rate i</u>
U235	.0065	1.26049+15	8.19319+12
U238	.0157	8.49224+13	1.33328+12
Pu239	.0021	4.17759+13	8.77294+10
Pu240	.0026	2.02607+9	5.26778+6
Pu241	.0052	1.67431+10	8.70641+7
TOTAL		<u>1.38721+15</u>	<u>9.61429+12</u>

$$\bar{\beta} = \frac{\sum_i \beta_i \cdot \text{FRI}_i}{\sum_i \text{FRI}_i} = .00693$$




TABLE 13

BNL STANDARD PROBLEM
DELAYED NEUTRON FRACTIONS

Burnup
(MWD/MTU)

5000

<u>Isotope i</u>	<u>β_i</u>	<u>Fission Rate i</u>	<u>$\beta \cdot$ Fission Rate i</u>
U235	.0065	9.84034+14	6.39622+12
U238	.0157	8.94758+13	1.40477+12
Pu239	.0021	2.94725+14	6.18923+11
Pu240	.0026	1.33530+11	3.47178+08
Pu241	.0052	9.30947+12	4.84092+10
TOTAL		<u>1.37767+15</u>	<u>8.46867+12</u>

$$\bar{\beta} = \frac{\sum_i \beta_i \cdot \text{FRI}}{\sum_i \text{FRI}} = .00615$$

10000

<u>Isotope i</u>	<u>i</u>	<u>Fission Rate i</u>	<u>$\beta \cdot$ Fission Rate i</u>
U235	.0065	7.83317+14	5.09156+12
U238	.0157	9.43427+13	1.48118+12
Pu239	.0021	4.51209+14	9.47539+11
Pu240	.0026	3.74773+11	9.74410+8
Pu241	.0052	4.10199+13	2.13303+11
TOTAL		<u>1.37026+15</u>	<u>7.7416+12</u>

$$\bar{\beta} = \frac{\sum_i \beta_i \cdot \text{FRI}}{\sum_i \text{FRI}} = .00564$$

TABLE 14

BNL STANDARD PROBLEM
DELAYED NEUTRON FRACTIONS

Burnup
(MWD/MTU)

20000

<u>Isotope i</u>	<u>β_i</u>	<u>Fission Rate i</u>	<u>$\beta \cdot$ Fission Rate i</u>
U235	.0065	5.04276+14	3.27779+12
U238	.0157	1.02962+14	1.61650+12
Pu239	.0021	6.20990+14	1.30408+12
Pu240	.0026	8.82582+11	2.29471+9
Pu241	.0052	1.29898+14	6.75470+11
TOTAL		<u>1.35901+15</u>	<u>6.87613+12</u>

$$\bar{\beta} = \frac{\sum_i \beta_i \cdot F_{Ri}}{\sum_i F_{Ri}} = .00506$$

30000

<u>Isotope i</u>	<u>β_i</u>	<u>Fission Rate i</u>	<u>$\beta \cdot$ Fission Rate i</u>
U235	.0065	3.10399+14	2.01759+12
U238	.0157	1.10509+14	1.73500+12
Pu239	.0021	7.18031+14	1.50787+12
Pu240	.0026	1.32205+12	3.43733+9
Pu241	.0052	2.10482+14	1.09451+12
TOTAL		<u>1.35074+15</u>	<u>6.35841+12</u>

$$\bar{\beta} = \frac{\sum_i \beta_i \cdot F_{Ri}}{\sum_i F_{Ri}} = .00471$$




TABLE 15

BNL STANDARD PROBLEM
DELAYED NEUTRON FRACTIONS

Burnup
(MWD/MTU)

40000

<u>Isotope i</u>	<u>β_i</u>	<u>Fission Rate i</u>	<u>$\beta \cdot$ Fission Rate i</u>
U235	.0065	1.77837+14	1.15594+12
U238	.0157	1.16663+14	1.83161+12
Pu239	.0021	7.79313+14	1.63656+12
Pu240	.0026	1.64580+12	4.27908+9
Pu241	.0052	2.69482+14	1.40131+12
TOTAL		<u>1.34494+15</u>	<u>6.02970+12</u>

$$\bar{\beta} = \frac{\sum_i \beta_i \cdot \text{FRI}}{\sum_i \text{FRI}} = .00448$$

TABLE 16

BNL STANDARD PROBLEM
THERMAL GROUP INVERSE NEUTRON VELOCITY*

<u>Burnup</u>	<u>Wigner/Wilkins 1/v ++</u>	<u>1/v (sec cm⁻¹)</u>
150	.564099	2.56409-6
500	.563784	2.56266-6
5000+	.563906	2.56321-6
10000	.564832	2.56742-6
20000	.567198	2.57818-6
30000	.569269	2.58759-6
40000	.57083	2.59468-6

*Calculated by:

$$W/W \ 1/v \times .454546-5 \quad \frac{\text{sec}}{\text{cm}}$$

+ Interpolated from 4 & 6K Values

++ CHEETAH Values



100-100000-100000

100-100000-100000

X

XXXXXXXXXX

TABLE 17

BNL 15x15 W LATTICE
TWO-GROUP COLLAPSED ASSEMBLY AVERAGED XSECS* +++

<u>Burnup</u>	<u>Group</u>	$\frac{D}{(cm)}$	$\frac{\Sigma_a}{(cm^{-1})}$	$\frac{\Sigma_r}{(cm^{-1})}$	$\frac{\nu \Sigma_f}{(cm^{-1})}$	$\frac{k \Sigma_f}{(Watt/cm)}$	$\frac{\Sigma_f^+}{(cm^{-1})}$
150	1	1.37894	8.86503-3	1.84526-2	5.49472-3	7.07781-14	2.25684-3
	2	5.19697-1	1.38900-1	-	1.85413-1	2.53622-12	7.61545-2
500	1	1.37947	8.88390-3	1.84622-2	5.48826-3	7.06071-14	2.24444-3
	2	5.18838-1	1.40884-1	-	1.87131-1	2.55096-12	7.65279-2
5000++	1	1.38472	9.33700-3	1.82688-2	5.32781-3	6.67044-14	2.09739-3
	2	5.14464-1	1.51924-1	-	1.97934-1	2.61741-12	7.79203-2
10000	1	1.39080	9.85909-3	1.80721-1	5.12030-3	6.41531-14	1.96107-3
	2	5.12633-1	1.56427-1	-	1.98134-1	2.56470-12	7.58851-2
20000	1	1.38347	1.05605-2	1.79050-2	4.73447-3	5.81039-14	1.74656-3
	2	5.12285-1	1.57195-1	-	1.87337-1	2.35580-12	6.91092-2
30000	1	1.37628	1.10441-2	1.78793-2	4.41605-3	5.33640-14	1.58785-3
	2	5.13251-1	1.54961-1	-	1.73663-1	2.14142-12	6.24430-2
40000	1	1.37137	1.14743-2	1.78430-2	4.18144-3	4.99914-14	1.47748-3
	2	5.14182-1	1.52523-1	-	1.62512-1	1.97763-12	5.74222-2

+ Calculated by dividing $\nu \Sigma_f$ by ν in CHEETAH output
 ++ value interpolated from 4; 6K values
 +++ Thermal MND
 * CHEETAH/PDQ values



1000

Faint, illegible text scattered across the page, possibly bleed-through from the reverse side.


TABLE 18

BNL STANDARD PROBLEM
REACTIVITY DEFECT CALCULATIONS⁺

Reactivity Defect	<u>150 MWD/MTU</u>	<u>30000 MWD/MTU</u>
	<u>%ΔK/K</u>	<u>%ΔK/K</u>
Fuel Temp	.8899	1.3533
Mod. Temp*	- .0546	- .3954
Mod. + Fuel* @ 68°F	.6693	-3.7450
Mod. + Fuel* @ 300°F	.6240	-1.3990
Boron	8.0948	9.4095
Xenon	2.6233 ^K	2.7788

$$+ \% \Delta K/K = \frac{K_{\text{perturbed}} - K_{\text{base}}}{K_{\text{perturbed}} * K_{\text{base}}} \times 100$$

* Calculation maintains 700 ppm & HFP equilibrium xenon.



DISTRIBUTION
 Docket File w/o encl.
 PAD#2 Rdg w/o encl.
 D. McDonald w/encl.
 D. Miller w/encl.

October 20, 1986

DOCKET NO(S). 50-250 and 50-251

(See attached list of addressees)

SUBJECT: FLORIDA POWER AND LIGHT COMPANY
 TURKEY POINT PLANT UNITS 3 AND 4

The following documents concerning our review of the subject facility are transmitted for your information.


- Notice of Receipt of Application, dated _____.
- Draft/Final Environmental Statment, dated _____.
- Notice of Availability of Draft/Final Environmental Statement, dated _____.
- Safety Evaluation Report, or Supplement No. _____, dated _____.
- Notice of Hearing on Application for Construction Permit, dated _____.
- Notice of Consideration of Issuance of Facility Operating License, dated _____.
- Monthly Notice; Applications and Amendments to Operating Licenses Involving no Significant Hazards Considerations, dated _____.
- Application and Safety Analysis Report, Volume _____.
- Amendment No. _____ to Application/SAR dated _____.
- Construction Permit No. CPPR- _____, Amendment No. _____ dated _____.
- Facility Operating License No. _____, Amendment No. _____, dated _____.
- Order Extending Construction Completion Date, dated _____.
- Other (Specify) July 1986 operating status reports & operating summary & June 1986
Operating data report.

Division of PWR Licensing-A
 Office of Nuclear Reactor Regulation

Enclosures:
 As stated

cc:

OFFICE	LA:PAD#2						
SURNAME	DMiller:ab						
DATE	10/20/86						



Very faint, illegible text located in the upper middle section of the page.

Very faint, illegible text located in the middle section of the page.

Very faint, illegible text located in the lower middle section of the page.

Very faint, illegible text located in the lower left section of the page.

Very faint, illegible text located in the bottom right corner of the page.

Turkey Point 3 and 4

cc: Chief
Division of Ecological Services
Bureau of Sport Fisheries & Wildlife
U.S. Department of the Interior
Washington, DC 20240

Chief (NOAA/BF/ECD/H6814)
Ecology and Conservation Division
National Oceanic & Atmospheric
Administration
14th and Constitution Ave., NW
Washington, DC 20230

Dr. William B. Stroube, Jr.
FDA Research Chemist
National Bureau of Standards
Reactor Building 235, Room B-108
Gaithersburg, MD 20899

U.S. Environmental Protection Agency
Region IV Office
ATTN: Regional Radiation Representative
345 Courtland Street, NE
Atlanta, GA 30365

