

REGULATORY INFORMATION DISTRIBUTION SYSTEM (RIDS)

ACCESSION NBR: 8103090400. DOC. DATE: 81/03/03. NOTARIZED: NO DOCKET #
 FACIL: 50-250 Turkey Point Plant, Unit 3, Florida Power and Light C 05000250
 50-251 Turkey Point Plant, Unit 4, Florida Power and Light C 05000251
 AUTH. NAME AUTHOR AFFILIATION
 UHRIG, R.E. Florida Power & Light Co.
 RECIP. NAME RECIPIENT AFFILIATION
 EISENHUT, D.G. Division of Licensing

SUBJECT: Forwards addl info re diesel generator outages, per Item
 II, K, 3.17 of NUREG-0737, Info supp's 810101 submittal.

DISTRIBUTION CODE: A0018 COPIES RECEIVED: LTR 1 ENCL 1 SIZE: 8
 TITLE: General Distribution for after Issuance of Operating License

NOTES:

ACTION:	RECIPIENT		COPIES		RECIPIENT		COPIES	
	ID CODE/NAME		LTR	ENCL	ID CODE/NAME		LTR	ENCL
	VARGA, S.	04	13	13				
INTERNAL:	D/DIR, HUM FAC08		1	1	DIR, DIV OF LIC		1	1
	I&E	06	2	2	NRC PDR	02	1	1
	OELD	11	1	0	OR ASSESS BR 10		1	0
	<u>REG. FILE</u>	01	1	1				
EXTERNAL:	ACRS	09	16	16	LPDR	03	1	1
	NSIC	05	1	1				

MAR 10 1981


RS



[The text in this section is extremely faint and illegible. It appears to be a list or a series of entries, possibly containing names and dates, but the characters are too light to transcribe accurately.]



March 3, 1981
L-81-96



Director of Nuclear Reactor Regulation
Attention: Mr. Darrell G. Eisenhut, Director
Division of Licensing
U.S. Nuclear Regulatory Commission
Washington, D.C. 20555

Dear Mr. Eisenhut:

Re: Turkey Point Units 3 & 4
Docket No. 50-250 and 50-251
Report on Outages of ECC Systems

Our letter L-81-1, dated January 2, 1981 transmitted our Report On Outages of ECC Systems, as required by Item II.K.3.17 of NUREG 0737. We noted in that response that additional information regarding Diesel Generator outages would be submitted on or before March 1, 1981.

Please find attached our response fulfilling that commitment.

Very truly yours,

Robert E. Uhrig
Vice President
Advanced Systems & Technology


REU/JEM/mbd

Attachments

cc: Mr. James P. O'Reilly, Region II
Harold F. Reis, Esquire

A001
S
1/1

8103090400.



RESPONSE TO NUREG 0737

ITEM II.K.3.17

REPORT ON OUTAGES OF ECC SYSTEMS

This report supplements the report submitted 1-1-81 detailing the outages of ECC systems at Turkey Point Units 3 & 4 from January 1, 1976 through November 30, 1980. The systems covered in this report are those systems included in Turkey Point Technical Specifications Section 3.7, "Electrical Systems."

The report lists outages identified in available records at Turkey Point that resulted in less than the minimum required Electrical Capacity as defined in Section 3.7 of the Technical Specifications while the reactors were critical. In some cases, the specific maintenance performed could not be identified.

Cumulative reactor availability (during the reporting period) for Turkey Point was 32,412 hours for Unit 3 and 31,367 hours for Unit 4.



[The text in this section is extremely faint and illegible. It appears to be several lines of a document, possibly containing a list or a series of entries. The characters are barely visible against the white background.]

TURKEY POINT UNITS 3 & 4


ELECTRICAL SYSTEMS

OUTAGE DATES	LENGTH (HOURS)	COMPONENTS	CAUSE/ACTION TAKEN	NOT APPLICABLE*	
				UNIT 3	UNIT 4
1-23-76		B Diesel Generator (DG)			
2-7-76	5.3	A DG			
2-7-76	3.4	B DG			
3-4-76	1	B DG			
3-5-76	7.7	B DG			
3-6-76	20.3	A DG			
3-8-76	4	3B BUS From BDG	Faulty Breaker/Replace LER 250-76-2		X
3-25-76	2.1	B DG			
3-26-76	9.9	A DG			
4-6-76		#3 Startup transformer			X
4-21-76	6.8	A DG			X
4-22-76	2.9	B DG			X
5-20-76		A DG			X
6-28-76	2.3	B DG			
6-28-76	2.6	A DG			
7-6-76	1.5	B DG			
7-15-76	1	A DG			
7-20-76	7	#3 Startup transformer			X
7-27-76	5.5	A DG			
7-27-76	1.8	B DG			
8-25-76		4B 4160 Startup Transformer Breaker	Failed/LER 251-76-6	X	
9-7-76	42	B DG			X
9-9-76		3A Bus From A DG	Faulty Breaker/replace LER 250-76-6		X
9-9-76	24	B DG			
9-13-76	10.7	B DG			X
9-15-76	4.6	#3 Startup Transformer			X
9-20-76	53	A DG			
9-22-76	29.1	B DG			
9-24-76	1	B DG			
10-2-76	2.2	A DG	Low Cooling Water LER 250-76-7		
10-6-76	7.8	A DG			
10-7-76	1.9	B DG			
10-20-76	23	B DG			
12-3-76	5.2	A DG	Preventive Maintenance (PM)	X	
12-4-76	3.5	B DG	PM	X	
12-17-76	4	B DG		X	



TURKEY POINT UNITS 3 & 4
ELECTRICAL SYSTEMS (CONT'D)

OUTAGE DATES	LENGTH (HOURS)	COMPONENTS	CAUSE/ACTION TAKEN	NOT APPLICABLE*	
				UNIT 3	UNIT 4
1-18-77	10	A DG	Preventive Maintenance (PM)		
1-31-77	6.5	A DG	PM		
2-1-77	5.5	B DG			
2-3-77		B DG	Failed to Start/Restart LER 250-77-3		
3-2-77	2	A DG	PM		
3-2-77	2.2	B DG	PM		
3-7-77		B DG	Replace fuel pump		
3-9-77	1	B DG			
3-17-77	5.7	A DG	Added oil		
3-17-77	3.7	B DG	Added oil		
3-21-77	3	A DG	PM		X
3-21-77	5	B DG	PM		X
3-31-77		B DG	Did not meet 15 sec. criteria 2, LER 250-77-6		
4-12-77	8.7	B DG	Fuel pump maintenance		
4-21-77		A DG	Maintenance		
4-22-77	5	B DG	PM		
5-5-77	21.6	B DG	PM		
5-28-77	.7	#3 Startup Transformer	Install Bus		X
6-6-77		4B Battery			X
6-8-77	6.3	A DG			X
6-9-77	9.5	B DG			X
6-10-77	45	B DG	Repair Radiator LER 250-77-6		X
6-14-77	6	B DG			X
7-13-77	12	A DG	PM		X
7-27-77	6.7	B DG	PM		X
8-16-77	12.8	A DG	PM		
8-17-77	19.5	B DG	PM		
9-8-77	4.8	A DG	Check Oil Leak		
9-8-77	20	A DG			
9-12-77	10.2	A DG			
9-14-77	3.3	A DG			
9-15-77	3.7	A DG	PM		
9-15-77	18	A DG	Change Oil Pump		
9-20-77	5	B DG	PM		
9-25-77	9.8	A DG			
9-26-77	69.7	A DG	PM		



[The text in this section is extremely faint and illegible. It appears to be a multi-column document, possibly a ledger or a list, with several columns of text and some numerical entries. The content is too light to transcribe accurately.]

TURKEY POINT UNITS 3 & 4
ELECTRICAL SYSTEMS (CONT'D)

OUTAGE DATES	LENGTH (HOURS)	COMPONENTS	CAUSE/ACTION TAKEN	NOT APPLICABLE*	
				UNIT 3	UNIT 4
10-3-77	72.5	B DG	PM		
10-24-77	3.6	A DG	PM		
10-24-77	1	B DG	PM		
10-28-77	11.7	B DG	Maintenance		X
11-21-77	2.8	A DG	PM		
11-21-77	6.2	B DG	PM		
1-5-78	6	A DG	PM		
1-6-78	5	B DG	PM		
1-6-78	3.6	A DG	Maintenance		
3-13-78	20.5	A DG			
3-14-78	113.7	A DG	Piping Modification		
3-20-78	65	B DG	Piping Modification		
3-24-78	5.5	B DG	Skid Tank level control		
4-11-78	8.1	B DG	PM		
4-12-78	7	A DG	PM		
4-27-78	3	A DG	Fuel Oil Leak		
5-15-78	4	A DG	PM		
5-15-78	2.5	B DG	PM		
5-19-78	3	B DG	Skid Tank Level Switch LER 250-78-6		
6-1-78	7.2	B DG	Fuel Tank Level Switch		
6-8-78	10.5	A DG	Repair Radiator		
6-9-78	5.8	A DG	PM		
6-9-78	3	B DG	PM		
6-14-78	9.2	#4 Startup Transformer	Maintenance		X
6-22-78	1	B DG	Replace Socket		
6-29-78		B DG			
7-13-78	10.7	B DG	PM		
7-14-78	6.8	A DG	PM		
8-9-78	1	A DG	PM		
8-9-78	3.3	B DG	PM		
9-22-78	24	A DG	PM		X
9-23-78	14.3	B DG	PM		X
10-23-78	4.3	B DG	Lost DC Power		
10-31-78	3.4	A DG	PM		
10-31-78	4.2	B DG	PM		
11-20-78	141	B DG	Replace Radiator		
11-27-78	79.7	B DG	Maintenance		



TURKEY POINT UNITS 3 & 4
ELECTRICAL SYSTEMS (CONT'D)

OUTAGE DATES	LENGTH (HOURS)	COMPONENTS	CAUSE/ACTION TAKEN	NOT APPLICABLE*	
				UNIT 3	UNIT 4
12-1-78	34.2	A DG	Maintenance		
12-14-78	6	B DG	Add Oil		
12-27-78	5.6	A DG	Maintenance		
1-11-79	25.1	3A Battery	Test	X	
1-17-79	.5	3B Battery	Test	X	
1-18-79	8.6	#4 Startup Transformer	Maintenance	X	
1-24-79	5	A DG	Maintenance	X	
1-25-79	6	B DG	Maintenance	X	
2-16-79	4.3	B DG	Maintenance	X	
3-3-79	2	B DG	PM	X	
3-13-79	30.4	3A 4160 Bus	Modification	X	
4-24-79	3	B DG	Short circuit/ Repair LER 250-79-14		
4-26-79	7	B DG	Governor Linkage Problem	X	
4-27-79	8.2	B DG	Maintenance		X
4-28-79	4	B DG	Repair		X
4-29-79	60	B DG	Cracked Fuel Line/ Repair LER 250-79-15		X
5-1-79	11.2	4-4160 BKR From BDG	Inspection		X
5-1-79	7.2	B DG	PM		X
5-2-79	3	B DG			X
5-9-79	24.2	4B Battery	Test		X
5-17-79	7.3	A DG	PM		X
5-18-79	3.5	B DG	Maintenance		X
6-1-79	29.5	A DG	PM		X
6-4-79	2.3	A DG	PM		X
6-4-79	1.5	B DG	PM		X
7-19-79	3	A DG	Inspect Transformer Breaker		
7-20-79	9	A DG	Inspect Voltage Breaker		
7-24-79	7	B DG	Maintenance		
7-25-79	10.2	A DG	Maintenance		
8-10-79	29.3	A DG	Maintenance		
8-31-79	1	3A Battery	Test		
9-6-79	5.2	A DG	PM		
9-7-79	5	B DG	PM		
9-7-79	4.8	B DG	Replace Skid Tank Level Gauge		
10-1-79	121	A DG	Maintenance		
10-15-79	44	A DG	Maintenance		
10-17-79	7.8	B DG	PM		
10-22-79	5.5	B DG	Maintenance		



TURKEY POINT UNITS 3 & 4
ELECTRICAL SYSTEMS (CONT'D)

OUTAGE DATES	LENGTH (HOURS)	COMPONENTS	CAUSE/ACTION TAKEN	NOT APPLICABLE*	
				UNIT 3	UNIT 4
10-23-79	5.5	B DG	Maintenance		
11-5-79	1.1	A DG	PM		
11-5-79	9	B DG	Maintenance		
11-5-79	6.7	A DG	Calibrate Inversion Heaters		
11-7-79	12.8	B DG	Change Cooling Water		
11-16-79	6	A DG	Repair Heater Control		
11-17-79	6.2	A DG	Drain Water		
12-1-79	5	A DG	PM		X
12-2-79	4.5	B DG	PM		X
12-5-79	23.9	3A Battery	Test		X
12-11-79	25	3B Battery	Test		X
1-15-80	10.9	3B 4160 Bus	L.O. Relay Test		X
1-18-80	3.2	3A 4160 Bus	Breaker Inspection		X
1-18-80	3	#3 Startup Transformer	Breaker Inspection		X
1-30-80	4	A DG	Maintenance		X
1-30-80	2	B DG	Maintenance		
2-23-80	6.7	A DG	Replace Inversion Heaters		
2-23-80	5.8	A DG	Prevent Running		
2-25-80	3.5	A DG	Change Out Air Start Regulator		
2-25-80	45	A DG	Radiator Tube Leak/ Repair LER 250-80-04		
3-13-80	4	A DG	PM		
3-17-80	3.5	B DG	PM		
3-20-80	7	A DG	Work on Skid Tank		
4-9-80	7.8	A DG	PM		
4-11-80	4	B DG	PM		
5-1-80	3.6	A DG	Maintenance		X
5-1-80	1.2	B DG	PM		X
5-8-80	28.5	4B Battery	Test		X
5-20-80	3.5	Air to A DG	Calibrate fuel pressure gauge		X
5-31-80	1.5	A DG	Maintenance		X
6-20-80	3	A DG	PM		
6-23-80	6.5	B DG	PM		
6-26-80	2.2	A DG	Replace Fuses		



1942

...

...

...

...

...

...

...

...

...

...

...

...

...

...

...

...

...

...

...

...

...

...

...

...

...

...

...

...

...

...

...

...

...

...

...

...

...

...

...

...

...

...

...

...

...

...

...

...

...

...

...

...

...

...

...

...

...

...

...

...

...

...

...

...

...

...

...

...

...

...

...

...

...

...

...

...

...

...

...

...

...

...

...

...

...

...

...

...

...

...

...

...

...

...

...

...

...

...

...

...

...

...

...

...

...

...

...

...

...

TURKEY POINT UNITS 3 & 4
ELECTRICAL SYSTEMS (CONT'D)

OUTAGE DATES	LENGTH (HOURS)	COMPONENTS	CAUSE/ACTION TAKEN	NOT APPLICABLE*	
				UNIT 3	UNIT 4
7-1-80	6.8	A DG	Maintenance		
7-2-80	5.5	B DG	Maintenance		
9-8-80	98.1	A DG	Radiator Repair & PM		
9-12-80	2.8	A DG	Repair		
9-15-80	24.8	B DG	Maintenance		
9-17-80	3.2	B DG Air Start Motor	Maintenance		
9-18-80	6.3	A DG	Repair Fuel System		
10-15-80	24.1	3A Battery	Test	X	
10-20-80	2	3B Battery	Test	X	
10-21-80	23	3B Battery	Maintenance	X	
10-27-80	4	A DG	PM	X	
10-28-80	7.4	B DG	PM	X	
10-29-80	3.1	B DG	Replace Oil Line	X	
21-1-80	23.2	4A Battery Test			X
12-10-80	25.2	4B Battery	Test LER 250-80-26		X
12-11-80	1	A DG	PM		X
12-15-80	3.3	A DG	PM		X
12-16-80	2	B DG	PM		X

* Either the Unit is Shutdown or component is not necessary to meet Tech Spec requirements.



Handwritten marks or text in the top right corner, possibly a date or page number.

Faint, illegible text at the top of the page, possibly a header or title.

Faint, illegible text in the upper middle section of the page.

Faint, illegible text in the middle section of the page.

Faint, illegible text in the lower middle section of the page.

Faint, illegible text in the lower section of the page.

Faint, illegible text in the bottom section of the page.

Faint, illegible text in the bottom section of the page.

Faint, illegible text in the bottom section of the page.

Faint, illegible text in the bottom section of the page.

Faint, illegible text in the bottom section of the page.

Faint, illegible text in the bottom section of the page.

Faint, illegible text in the bottom section of the page.

Faint, illegible text in the bottom section of the page.

Faint, illegible text in the bottom section of the page.

Faint, illegible text in the bottom section of the page.