

**ACCELERATED DISTRIBUTION DEMONSTRATION SYSTEM**  
**REGULATORY INFORMATION DISTRIBUTION SYSTEM (RIDS)**

ACCESSION NBR: 8912200198      DOC. DATE: 89/12/12      NOTARIZED: NO      DOCKET #  
 FACIL: 50-315 Donald C. Cook Nuclear Power Plant, Unit 1, Indiana & 05000315  
 50-316 Donald C. Cook Nuclear Power Plant, Unit 2, Indiana & 05000316  
 AUTH. NAME      AUTHOR AFFILIATION  
 ALEXICH, M.P.      Indiana Michigan Power Co. (formerly Indiana & Michigan Ele  
 RECIP. NAME      RECIPIENT AFFILIATION  
                          Document Control Branch (Document Control Desk)


SUBJECT: Part 21 rept re molded case circuit breakers that tripped before allowable time.

DISTRIBUTION CODE: IE19D      COPIES RECEIVED: LTR 1 ENCL 1 SIZE: 7  
 TITLE: Part 21 Rept (50 DKT)

NOTES:

	RECIPIENT		COPIES		RECIPIENT		COPIES	
	ID CODE/NAME	LTR	ENCL	ID CODE/NAME	LTR	ENCL		
	PD3-1 LA	1	0	PD3-1 PD	1	1		
	GIITTER, J.	1	1					
INTERNAL:	AEOD/DOA	1	1	AEOD/DSP/TPAB	1	1		
	IRM TECH ADV	1	1	NRR CRUTCHFIELD	1	1		
	NRR VARGA, S	1	1	NRR/DLPQ/LPEB10	1	1		
	NRR/DOEA/OGCB11	1	1	NRR/DRIS/RVIB9D	1	1		
	NRR/DST 8E2	1	1	NUDOCS-ABSTRACT	1	1		
	<u>REG FILE</u> 01	1	1	RES/DSIR/EIB	1	1		
	RGNI	1	1	RGN2	1	1		
	RGN3	1	1	RGN4	1	1		
	RGN5	1	1					
EXTERNAL:	INPO RECORD CTR	1	1	LPDR	1	1		
	NRC PDR	1	1	NSIC SILVER, E	1	1		

R  
I  
D  
S  
/  
A  
D  
D  
S  
  
R  
I  
D  
S  
/  
A  
D  
D  
S



Indiana Michigan  
Power Company  
P.O. Box 16631  
Columbus, OH 43216



AEP:NRG:0971G  
10 CFR 21.21

Donald C. Cook Nuclear Plant Units 1 and 2  
Docket Nos. 50-315 and 50-316  
License Nos. DPR-58 and DPR-74  
10 CFR 21 REPORT: WESTINGHOUSE FB3125L MOLDED-CASE CIRCUIT BREAKERS

U. S. Nuclear Regulatory Commission  
Attn: Document Control Desk  
Washington, D. C. 20555

Attn: T. E. Murley

December 12, 1989

Dear Dr. Murley:

Introduction (10 CFR 21.21(b)(3)(i), (ii) and (iii))


This letter constitutes a follow-up report, as required by 10 CFR 21.21, of information provided to your staff via telephone on December 7, 1989. This report is being submitted by Indiana Michigan Power Company, P. O. Box 16631, Columbus, Ohio 43216. The 10 CFR 21 report concerns Westinghouse FB3125L (125-amp) molded-case circuit breakers, which have been observed to trip before the allowable time band given the time-current characteristics curve for this breaker. The subject circuit breakers were purchased from Westinghouse in 1989 to replace non-traceable circuit breakers identified in our review per NRC Bulletin No. 88-10, "Nonconforming Molded-Case Circuit Breakers." There are five of these FB3125L circuit breakers installed in safety-related applications at the Donald C. Cook Nuclear Plant.

Background (10 CFR 21.21(b)(3)(iv) and (v))

A 125-amp circuit breaker feeding turbine room sump pump #2 failed due to a loose connection. The failed circuit breaker was replaced with an FB3125L circuit breaker from stock. The new circuit breaker would not hold on starting of the sump pump. Two more breakers were drawn from stock and subsequently failed to hold on starting of the sump pump. All three of the circuit breakers that would not hold on starting of the sump pump were purchased under the above 1989 Westinghouse purchase order. Finally, the 125-amp circuit breaker feeding turbine room sump pump #3 was exchanged with the circuit breaker installed in the circuit for sump pump #2. After exchange, the circuit breaker feeding sump

8912200198 891212  
PDR ADOCK 05000315  
S PNU

JE19  
11



pump #2 held on starting and the pump was returned to service after satisfactory testing. The circuit breaker now feeding sump pump #3 would not hold on starting, as had occurred during testing with the circuit breaker feeding sump pump #2.

After three FB3125L circuit breakers tripped while starting a turbine room sump pump, two of the three circuit breakers were bench tested at Cook Nuclear Plant. Bench testing over a range of input currents led us to conclude that both circuit breakers were tripping before the time span given by the Westinghouse time-current characteristics curve for this circuit breaker.

In order to determine whether the above problem was generic to all Westinghouse circuit breakers purchased with the 1989 purchase order, a sample of circuit breakers, including a variety of current ratings, was tested at Cook Nuclear Plant. This in-house testing indicated that the FB3090L (90-amp) circuit breakers were also tripping before their allowable time band.

Since field testing is not considered an accurate measure for determining the time-current characteristics (per NEMA standards), the circuit breakers were returned to Westinghouse for verification of our test results. On December 5, 1989, two FB3125L and two FB3090L circuit breakers were tested by the circuit breaker manufacturer at their facilities. This testing led to the conclusion that:

- 1) The FB3090L (90-amp) circuit breakers were performing satisfactorily.
- 2) The FB3125L (125-amp) circuit breakers were tripping earlier than the time band given by the Westinghouse time-current characteristics curve for this breaker.

On December 6, 1989, the results of Westinghouse circuit breaker testing was reviewed and the condition was determined to be reportable per 10 CFR 21.

The attachment to this letter shows the observed tripping times for the two FB3125L circuit breakers during Westinghouse testing. The data show that the circuit breakers tripped before the allowable time band in the range of 400% to 500% of rated current.

We can postulate two safety hazards that could be created by the above problem:

- 1) The circuit breaker could trip on starting of a safety-related load, precluding the accomplishment of a safety function.
- 2) Breaker coordination may be lost for certain fault currents.

Discussion (10 CFR 21.21(b)(3)(vi) and (vii))

There are five FB3125L circuit breakers from the 1989 Westinghouse purchase order installed in safety-related applications at Cook Nuclear Plant. In all cases, the loads fed by the breaker are balance of plant (BOP). Since the balance of plant loads are fed from safety-related electrical buses, the safety function of the breaker is to protect the bus from faults on the BOP loads. Therefore, tripping early is not a safety concern at Cook Nuclear Plant. Furthermore, the five installed circuit breakers have not tripped while energizing their attendant loads. Specifically, the FB3125L circuit breakers are installed in the following applications:

<u>Unit</u>	<u>System</u>
1	Exhaust fan for auxiliary building ventilation
2	Control air compressor
2	Auxiliary jacket water heater for CD diesel generator
2	Exhaust fan for auxiliary building ventilation
2	Freeze protection heater for refueling water storage tank

Westinghouse FB3125L circuit breakers being maintained as stored spares at Cook Nuclear Plant have been placed on "temporary hold." We are pursuing resolution of the problem with Westinghouse.

Conclusion (10 CFR 21.21(b)(3)(viii))

Westinghouse FB3125L circuit breakers have been demonstrated to trip before the time band given by the time-current characteristics curve in the 400-500% rated current region. Therefore, if this breaker is used to feed a motor with a starting current in this region, the problem described in this 10 CFR 21 report may be encountered. We believe that Westinghouse is planning to issue some form of publication to notify applicable licensees of Westinghouse findings and recommendations regarding the concern addressed by this 10 CFR 21 report.

To date, we have no reason to suspect that Westinghouse FB3125L circuit breakers purchased prior to our 1989 purchase order are subject to the problem described in this 10 CFR 21 report.

Dr. T. E. Murley

-4-

AEP:NRC:0971G

This document has been prepared following Corporate procedures that incorporate a reasonable set of controls to ensure its accuracy and completeness prior to signature by the undersigned.

Sincerely,



M. P. Alexich  
Vice President

MPA/eh

Attachment

cc: D. H. Williams, Jr.  
A. A. Blind - Bridgman  
R. C. Callen  
G. Charnoff  
NFEM Section Chief  
A. B. Davis  
NRC Resident Inspector - Bridgman

ATTACHMENT TO AEP:NRC:0971G  
TIME-CURRENT CHARACTERISTICS CURVES  
FOR WESTINGHOUSE FB3125L  
CIRCUIT BREAKER SHOWING TRIP POINTS  
FOR TWO CIRCUIT BREAKERS TESTED  
AT WESTINGHOUSE FACILITIES



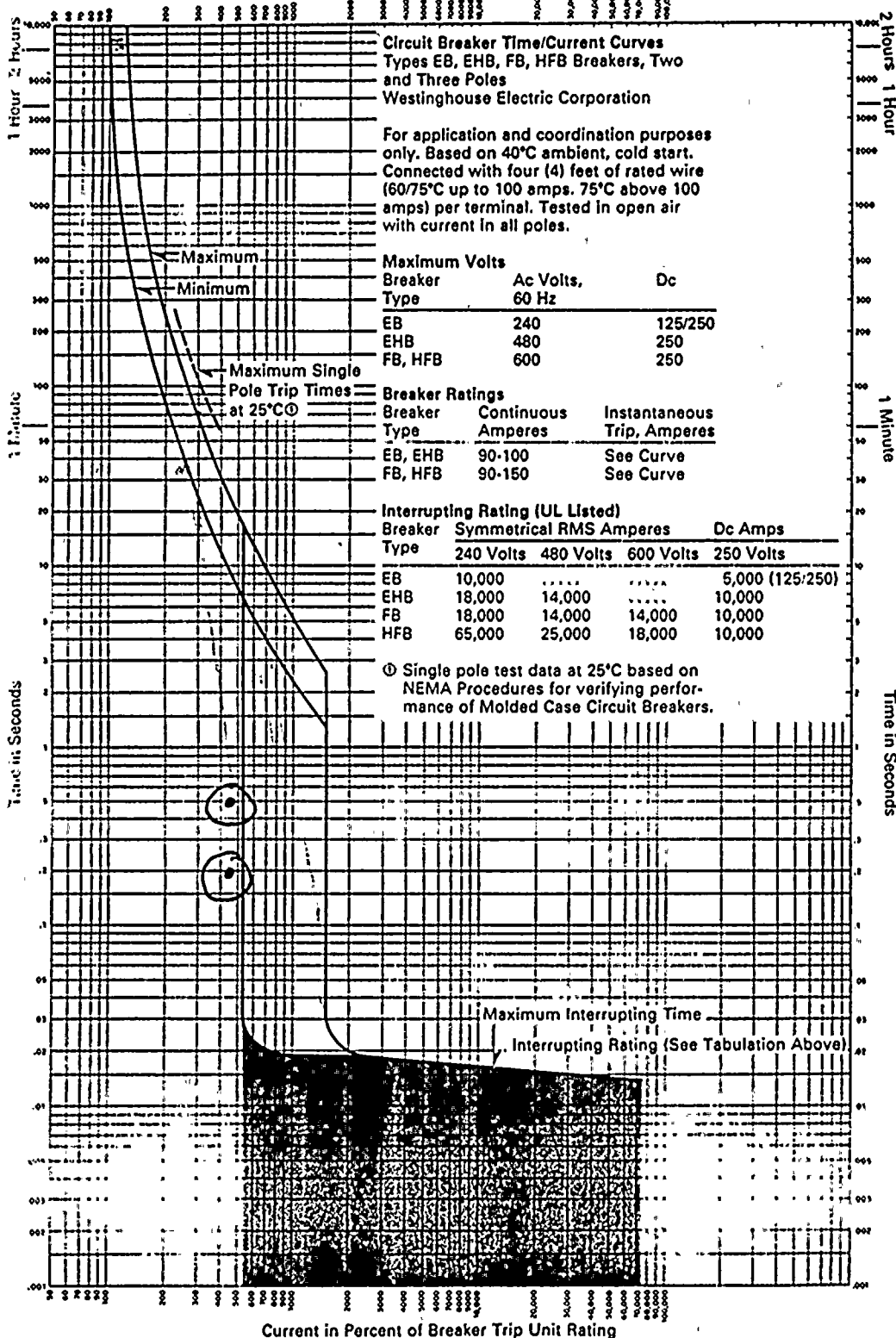


**AB DE-ION Circuit Breakers**

Types EB, EHB: 90-100 Amperes, 2 and 3 Poles  
Types FB, MARK 75 Type HFB: 90-150 Amperes, 2 and 3 Poles

FB-3125L TESTED AT (W)  
Breaker A - Thermal position only  
TEST DATE: 12/5/89


Current in Percent of Breaker Trip Unit Rating



**LEGEND**

• - indicates within specs.

⊙ - indicates out of specs.





FB-3125L TESTED AT (W)

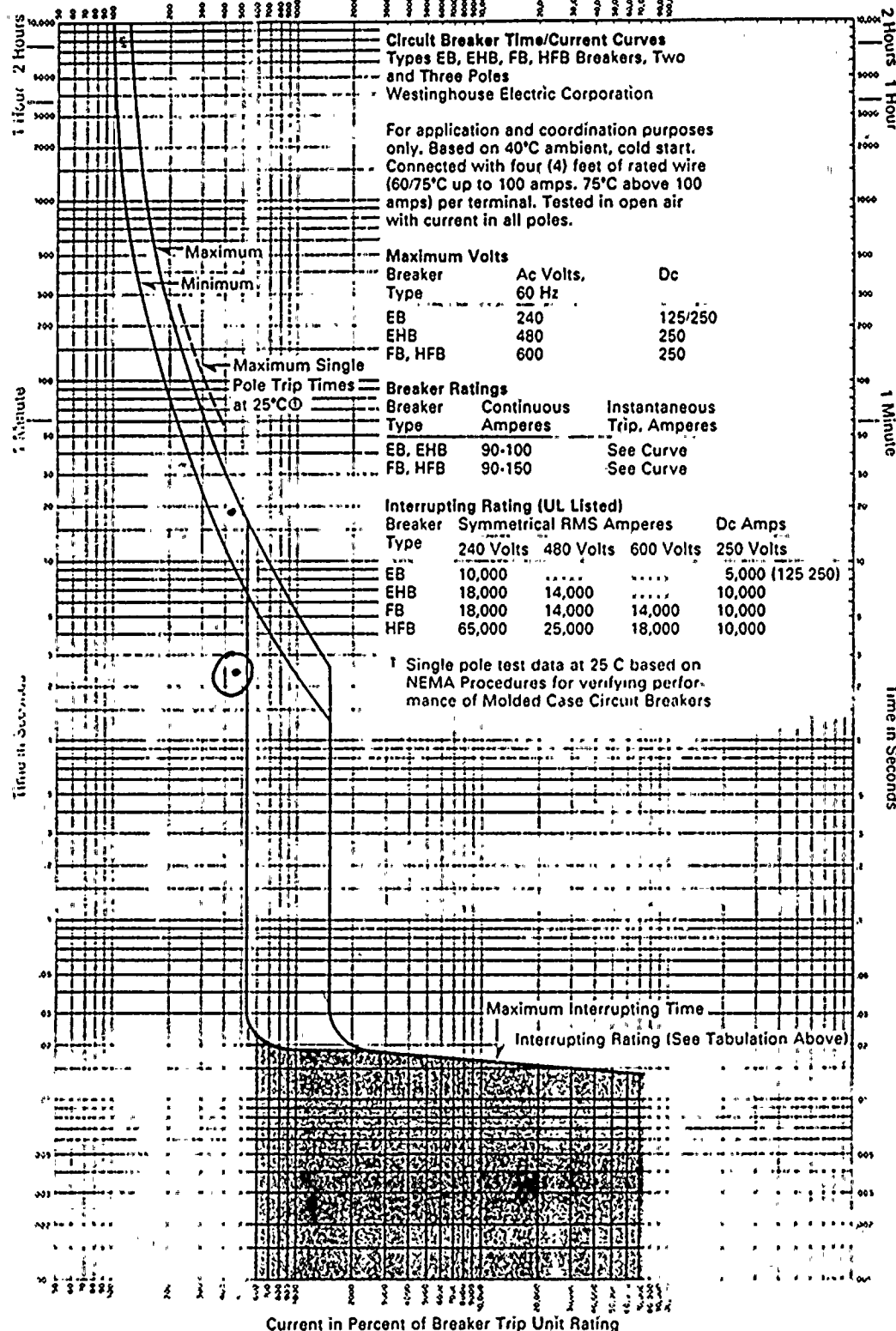
AB DE-ION Circuit Breakers

BREAKER B - Thermal Portion Only

TEST DATE: 12/5/89

Types EB, EHB: 90-100 Amperes, 2 and 3 Poles  
Types FB, MARK 75 Type HFB: 90-150 Amperes, 2 and 3 Poles

Current in Percent of Breaker Trip Unit Rating



LEGEND

- - indicates within specs.
- ⊙ - indicates out of specs.

