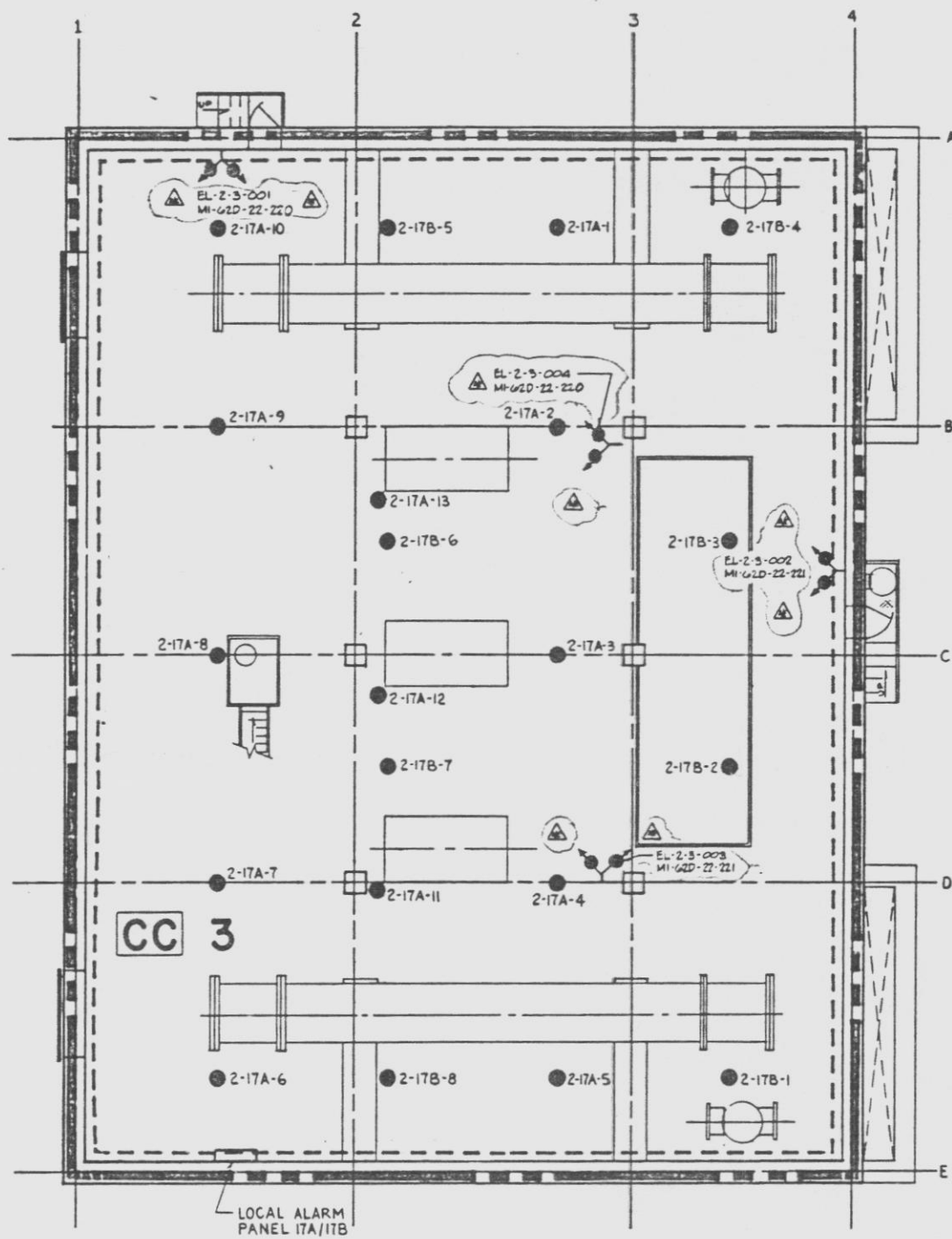
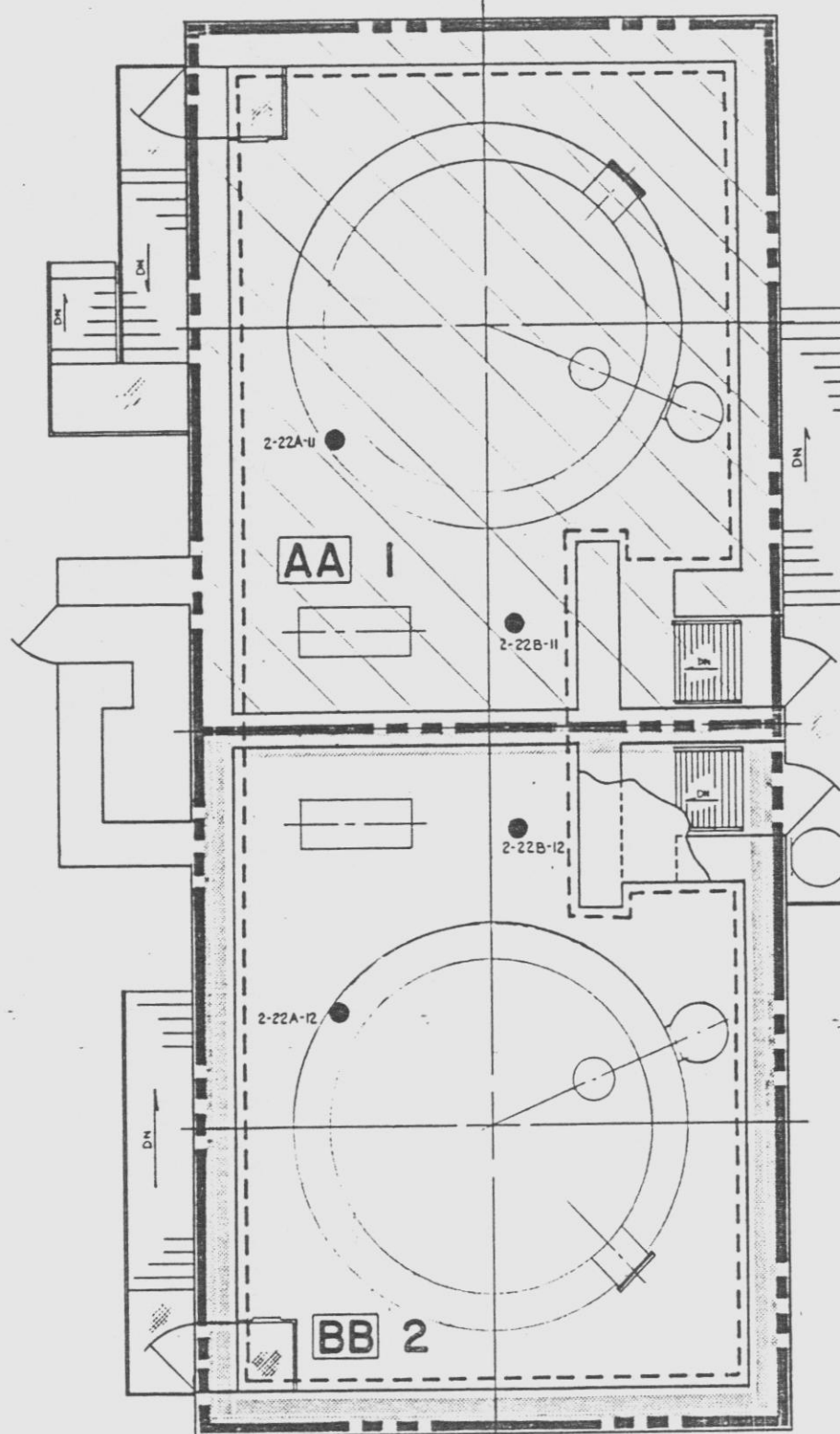


2998-G-424 SOB

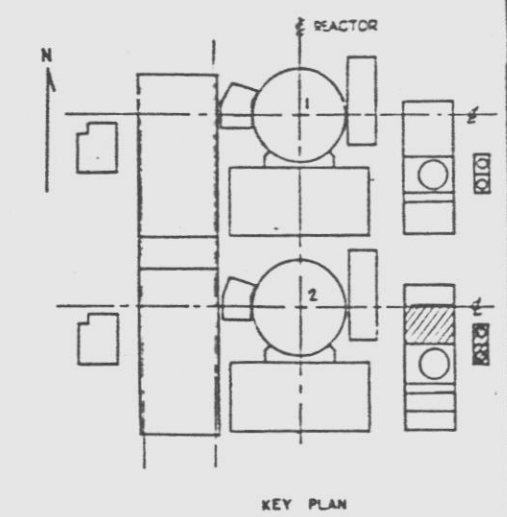


COMPONENT COOLING BUILDING
1/8"=1'-0"

EMERGENCY LIGHTING TABULATION		
APPENDIX "A" TAG NO.	LOCATION	AREA ILLUMINATED
EL-2-3-001	CCM/19.1/17A-1/A	ACCESS/BARRICADE - BUNKER-NEET EXIT OF CCM PP RM
EL-2-3-002	CCM/19.1/17B-6	ACCESS/BARRICADE - BUNKER-NEET EXIT OF CCM PP RM
EL-2-3-003	CCM/19.1/17B-1/D	2-6 AREA OF CCM PP RM, PP-23 & PP-20
EL-2-3-004	CCM/19.1/17B-8	2-6 AREA OF CCM PP RM, PP-23 & PP-20



DIESEL OIL STORAGE BUILDING
1/4"=1'-0"



NOTE
1- FOR FIRE PROTECTION SYMBOLS
SEE DWG NO 2998-G-424-501
2- A.C. POWER SOURCE RECEPTACLE FOR APPENDIX "K"
EMERGENCY BATTERY (FRA LIGHTING UNITS) SEE
2998-G-424-504 IS.



THIS DOCUMENT IS THE PROPERTY OF EBASCO SERVICES INCORPORATED. ITS USE IS EXPRESSLY RESTRICTED BY THE TERMS OF THE CONTRACT DATED AS OF SEPT. 1, 1975 BETWEEN EBASCO SERVICES INCORPORATED AND FLORIDA POWER & LIGHT COMPANY.

4	10/21/75	REVISED EMERGENCY LIGHTING SYMBOLS TO INCLUDE (SEE DWG NO. 2998-G-424-501) LABELS OF EMERGENCY LIGHTING SYMBOLS TO INCLUDE APPROPRIATE TRAIN & SECURE AREA(S) NOTE: CHECK FOR CLARITY	AWB	BB	NA	4/4
3	4-5-75	ADDED SYMBOLS TO INDICATE APPROPRIATE TRAIN & SECURE AREA(S) NOTE: CHECK FOR CLARITY	J	RP	NA	4/4
2	1-1-75	CHANGED KEY PLAN (M) DELETED PLAN (M)	J	RP	NA	4/4
1	1-1-75	REVISED EMERGENCY LIGHTING SYMBOLS TO INCLUDE (SEE DWG NO. 2998-G-424-501) LABELS OF EMERGENCY LIGHTING SYMBOLS TO INCLUDE APPROPRIATE TRAIN & SECURE AREA(S) NOTE: CHECK FOR CLARITY	J	RP	NA	4/4

FLORIDA POWER & LIGHT COMPANY ST. LUCIE PLANT 1983-89000 EXTENSION UNIT NO. 2	
FIRE PROTECTION OUTLYING AREAS FIRE DETECTORS AND EMERGENCY LIGHTS	
EBASCO SERVICES INCORPORATED NEW YORK	DATE 10/21/75
SCALE AS NOTED	DATE 10/21/75
DWG. ELEC	2998-G-424 SOB
DR. SAE	
CHK. E.O.	

9607170098-154 D

2998-G-424 SOB