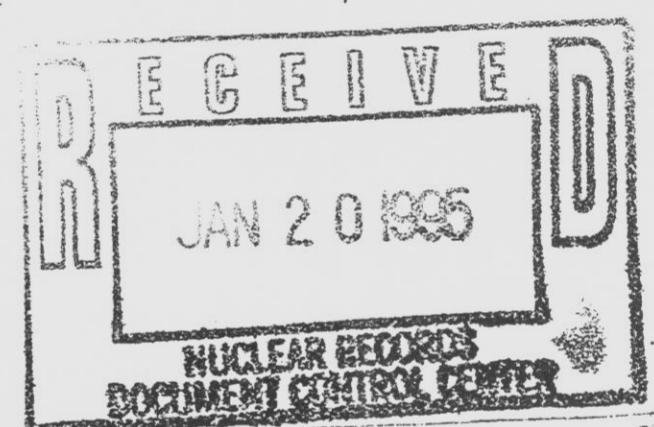


NOTES
 1- FOR CS-11/TEST SWITCH DEVELOPMENT SEE SH 949
 2- FOR SS ISOLATION SWITCH DEVELOPMENT SEE CWD 951

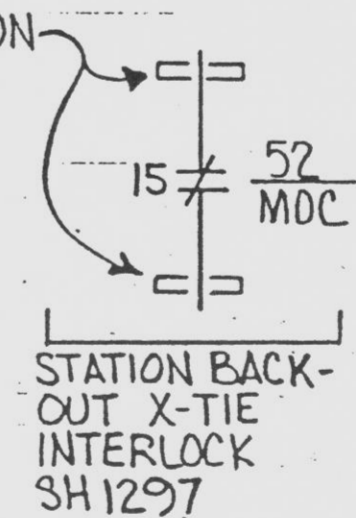


LOCATION SYMBOLS
 ▲ - RTGB-101
 ▲ - D-G IA CONTROL PNL
 ⊙ - SAS ISOLATION CAB
 ALL EQUIPMENT NOT DESIGNATED BY A SYMBOL IS LOCATED IN 4160V SWGR IA3

LEGEND
 K48 VOLTAGE RELAY (59)
 K50 UNDERFREQUENCY AUX RELAY (81X)
 52 LOCKOUT RELAY (86)
 K18 SIAS AUX RELAY
 25 SYNCHRONIZING RELAY
 SS ISOLATION SWITCH
 ▲ - 2998-E-187 SH.106B

17 # 52 MOC
 TC-1 ECCS TEST PNL CONN
 CWD 954

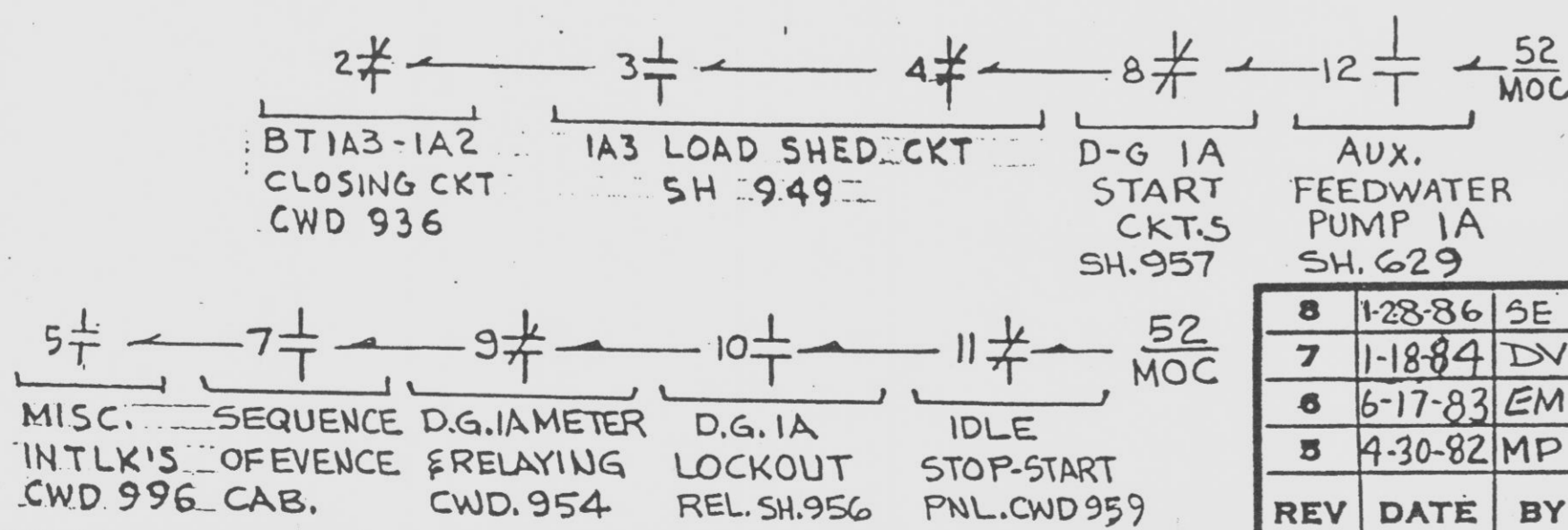
13 # 17 # 52 MOC
 MOT. SPACE HTRS. SPARE (CWD 931)



CS/955

HANDLE	END	NO	CLOSE	POSITIONS	
				AFT CLOSE	AFT TRIP
1T	1	2	2T	1	X
0-10	0-10	0-10	2	X	
3T	3	4	4T		X
0-10	0-10	0-10	4		X
5T	5	6	6T	X	X
0-10	0-10	0-10	6	X	X
7T	7	8	8T	X	X
0-10	0-10	0-10	8	X	X
9T	9	10	10T	X	X
0-10	0-10	0-10	10		X

SPRING RETURN TO NORMAL



REV	DATE	BY	APPROVED	REV	DATE	BY	APPROVED
8	1-28-86	SE	[Signature]	12	1-9-85	[Signature]	[Signature]
7	1-18-84	DN	[Signature]	11	10-28-82	[Signature]	[Signature]
6	6-17-83	EM	[Signature]	10	9-20-82	[Signature]	[Signature]
5	4-30-82	MP	[Signature]	9	3/10/87	[Signature]	[Signature]

EBASCO SERVICES INCORPORATED
 NEW YORK
 DIV. ELEC. DR. K.D.
 SCALE 1/2" = 1'-0"
 DATE SEP 24, 1972
 APPROVED [Signature]
 RL V.0 MM

FLORIDA POWER & LIGHT CO.
 HUTCHINSON ISLAND PLANT-UNIT NO. 1
 SCHEMATIC DIAGRAM
 DIESEL GENERATOR 1A BKR
 8770-B-326
 SHEET 953

9701270078-27
 ANSTEC APERTURE CARD