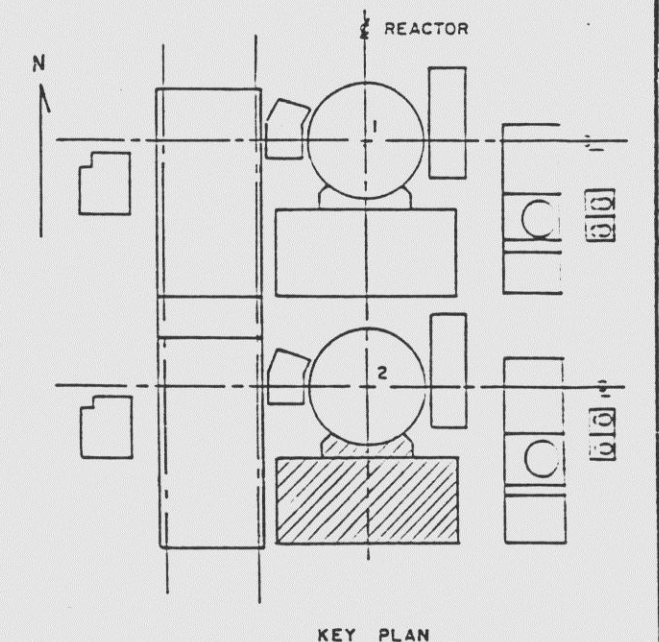


2998-G-424 S02

APPENDIX 'R' TAG NO.	LOCATION	AREA ILLUMINATED
EL-2-10-003	RAB/19.5/R-KJ/N-2RA4	ACCESS/EGRESS AT WEST STAIRWELL TO ELEV -0.3
EL-2-12-001	RAB/19.5/R-KJ/N-2RA1	ACCESS/EGRESS AT ELECT PENETRATION ROOM A
EL-2-13-001	RAB/19.5/R-KJ/N-2RA1	ACCESS/EGRESS AT ELECT PENETRATION ROOM B
EL-2-18-001	RAB/19.5/R-KJ/N-2RA2	ACCESS/EGRESS, 2AB SWGR & NO SET RM (R-END)
EL-2-18-002	RAB/19.5/R-KJ/N-2RA2	ACCESS/EGRESS AT 4160V SWGR 2AB AND ABOVE 2AB COMMON AREA
EL-2-18-003	RAB/19.5/R-KJ/N-2RA1	F15-14-12A, -12B, -12C, -12D AND ABOVE 2AB
EL-2-18-004	RAB/19.5/R-KJ/N-2RA1	ACCESS/EGRESS, 2AB SWGR & NO SET RM (R-END)
EL-2-10-001	RAB/19.5/R-KJ/N-2RA3	ACCESS/EGRESS AT LOW EXCHANGE P50
EL-2-10-002	RAB/19.5/R-KJ/N-2RA3	ACCESS/EGRESS AT LOW EXCHANGE P50
EL-2-18-001	RAB/19.5/R-KJ/N-2RA3	ACCESS/EGRESS AT E-W PASSAGEWAY TO NO SET RM
EL-2-18-002	RAB/19.5/R-KJ/N-2RA3	ACCESS/EGRESS AT E-W PASSAGEWAY (CENTER)
EL-2-24-001	RAB/19.5/R-KJ/N-2RA1	ACCESS/EGRESS TO PENET. RM. I V-1532

TABULATION CONT'D

EL-2-18-004	RAB/19.5/R-KJ/N-2RA4	ACCESS/EGRESS AT EAST STAIRWELL TO ELEV 43'
EL-2-18-001	RAB/19.5/R-KJ/N-2RA2	ACCESS/EGRESS, MAIN ENTRANCE NEAR RP OFFICE
EL-2-18-002	RAB/19.5/R-KJ/N-2RA2	ACCESS/EGRESS, MAIN ENTRANCE NEAR RP OFFICE
EL-2-18-003	RAB/19.5/R-KJ/N-2RA2	ACCESS/EGRESS, N-S PASSAGEWAY (N) TO RCB
EL-2-18-004	RAB/19.5/R-KJ/N-2RA2	ACCESS/EGRESS, N-S PASSAGEWAY TO RP COORD RM
EL-2-18-005	RAB/19.5/R-KJ/N-2RA2	ACCESS/EGRESS AT N-S AND E-W PASSAGEWAY
EL-2-18-006	RAB/19.5/R-KJ/N-2RA2	ACCESS/EGRESS AT N-S PASSAGEWAY SOUTH ELITE
EL-2-18-007	RAB/19.5/R-KJ/N-2RA2	ACCESS/EGRESS AT E-W PASSAGEWAY OVER-WEST
EL-2-18-008	RAB/19.5/R-KJ/N-2RA2	ACCESS/EGRESS AT WEST STAIRWELL TO ELEV 19.5
ELPS-LOCKER#2	RAB/19.5/R-KJ/N-2RA2	FOUR (4) PORTABLE LANTERNS ARE TO BE USED FOR EQUIPMENT REQUIRING OPERATOR ACTION IN THE FIRE AREA INCLUDING A, B, C, D, E AND F
ELPS-LOCKER#1	RAB/19.5/R-KJ/N-2RA1	FOUR (4) PORTABLE LANTERNS ARE TO BE USED FOR EQUIPMENT REQUIRING OPERATOR ACTION IN THE CONTAINMENT, FIRE AREA K

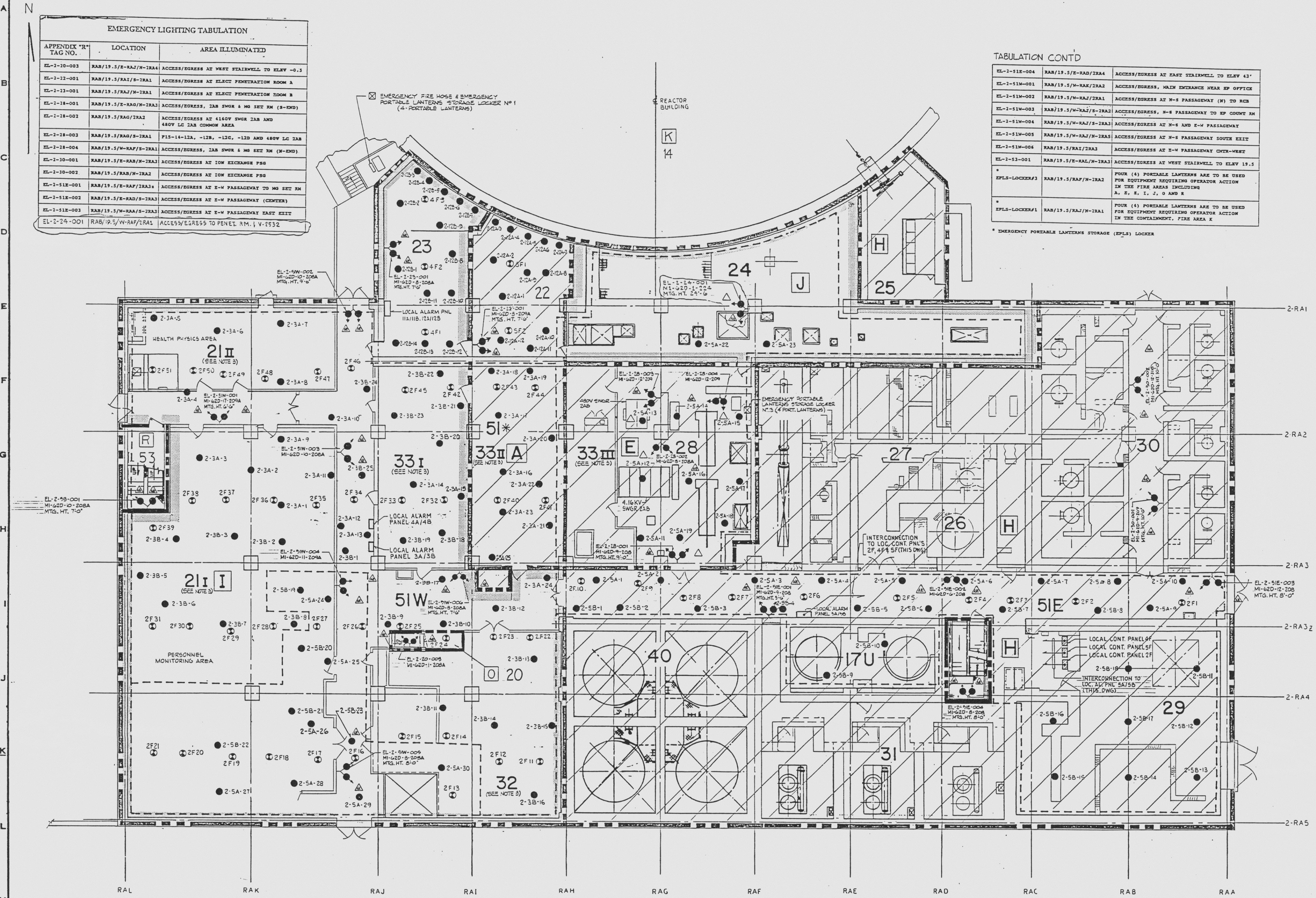


DRAWING NUMBER 2998-G-424 sk. 2

DRAWING NUMBER 2998-G-424 sk. 2


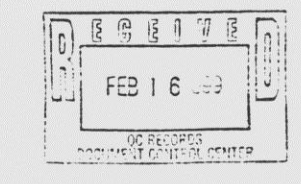
DRAWING NUMBER 2998-G-424 sk. 2

DRAWING NUMBER 2998-G-424 sk. 2



INFORMATION ONLY VERIFY WITH A CONTROLLED COPY BEFORE USE.

- NOTE:
- FOR FIRE PROTECTION SYMBOLS SEE DWG. N8 2998-G-424 S01
  - IN LOCATIONS WITH CEILING (EL. 25.0), THIS DRAWING INDICATES FIRE DETECTORS ABOVE THE CEILING AND EMERGENCY BATTERY PACK LIGHTING UNITS BELOW THE CEILING, SEE DWG. 2998-G-424 S05.
  - ZONES 21, 22, 23, 24, 25, 26, 27, 28, 29, 30, 31, 32, 33, 34, 35, 36, 37, 38, 39, 40, 41, 42, 43, 44, 45, 46, 47, 48, 49, 50, 51, 52, 53, 54, 55, 56, 57, 58, 59, 60, 61, 62, 63, 64, 65, 66, 67, 68, 69, 70, 71, 72, 73, 74, 75, 76, 77, 78, 79, 80, 81, 82, 83, 84, 85, 86, 87, 88, 89, 90, 91, 92, 93, 94, 95, 96, 97, 98, 99, 100 ARE BELOW THE CEILING (EL. 25.0).
  - A.C. POWER SOURCES SELECTABLE FOR EMERGENCY BATTERY PACK LIGHTING UNITS SEE 2998-G-424 S02
  - BTP APCSB-9, S-1 APPENDIX 'M' WALLS ARE NOT DEPICTED ON THIS DWG. REFER TO RAB PENETRATION SEAL SCHEDULE (2998-B-733 DWG. SERIES) FOR COMPLETE LISTING OR IFCRSO APPENDIX 'R' FIRE PENETRATION SEALS.



PLAN EL 19.50'

THE DESIGN INFORMATION FOR THE CHANGES SHOWN IN THIS REVISION HAS BEEN ENGINEERED BY FLORIDA POWER & LIGHT COMPANY.

NO	DATE	REVISION	BY	CHK	APPROVED	NO	DATE	REVISION	BY	CHK	APPROVED
4	7-7-92	REVISED (1) LOCATION OF BATT. EMERG. UNIT; (2) BATT. EMERG. UNIT; (3) WALL; (4) PER. PCM 077-291M	ES			3	7-18-92	REVISED: (1) LOCATION OF BATT. EMERG. UNIT; (2) BATT. EMERG. UNIT; (3) WALL; (4) PER. PCM 077-291M	ES		
3	7-18-92	REVISED: (1) LOCATION OF BATT. EMERG. UNIT; (2) BATT. EMERG. UNIT; (3) WALL; (4) PER. PCM 077-291M	ES			2	7-3-92	ADDED: SYMBOL TO INDICATE APP'R TRAIN 'N' SECURE AREA (SIA) (E) SYMBOL TO INDICATE APP'R TRAIN 'N' SECURE AREA (SIA) (E) NOT CIRCLED FOR CLARITY	ES		
2	7-3-92	ADDED: SYMBOL TO INDICATE APP'R TRAIN 'N' SECURE AREA (SIA) (E) SYMBOL TO INDICATE APP'R TRAIN 'N' SECURE AREA (SIA) (E) NOT CIRCLED FOR CLARITY	ES			1	12-4-92	ADDED: (1) FIRE EGRESS AREA (E) NOTE, PER. PCM 077-291M (E)	ES		
1	12-4-92	ADDED: (1) FIRE EGRESS AREA (E) NOTE, PER. PCM 077-291M (E)	ES								

THIS DOCUMENT IS THE PROPERTY OF EBASCO SERVICES INCORPORATED. ITS USE IS EXPRESSLY RESTRICTED BY THE TERMS OF THE CONTRACT, DATED AS OF SEPT. 1, 1975 BETWEEN EBASCO SERVICES INCORPORATED AND FLORIDA POWER & LIGHT COMPANY.

FLORIDA POWER & LIGHT COMPANY  
ST. LUCIE PLANT  
1983-890 MW (1) EXTENSION UNIT NO. 2  
FIRE PROTECTION  
REACTOR AUX. BLDG. EL. 19.50'  
FIRE DETECTORS AND EMERGENCY LIGHTS

EBASCO SERVICES INCORPORATED NEW YORK  
SCALE: 1/8" = 1'-0"  
DATE: 1/14/92  
DIV. ELEC.  
DR. J.E.  
CH. E.E.

2998-G-424 S02

9712040015-48 E