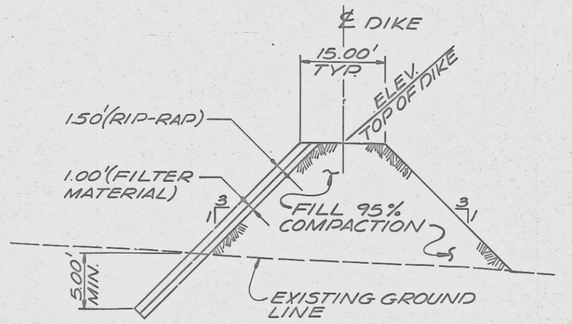

NOTE: RIP-RAP AND FILTER MATERIAL SHALL BE FURNISHED AND INSTALLED IN ACCORDANCE WITH SPEC. 13-CM-300.

TYPICAL SECT. (A) 074 077 078
N.T.S.

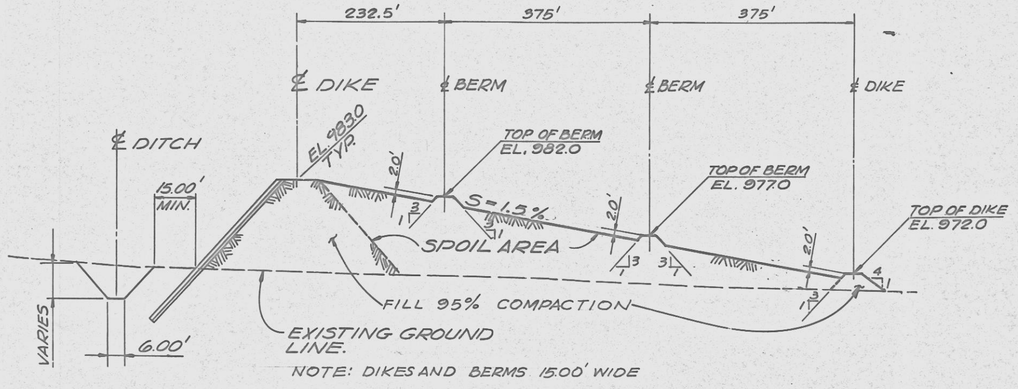

NOTE: DIKES AND BERMS 15.00' WIDE

SECTION (B) 065
N.T.S.

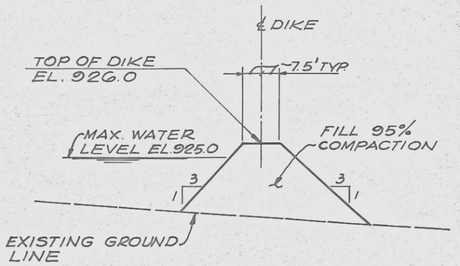

SECTION (C) 076 077
N.T.S.

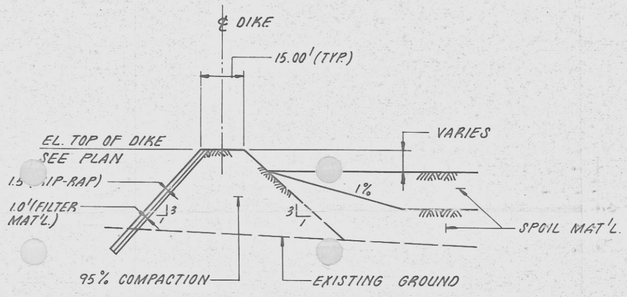

TYP. SPOIL MAT'L. PLACEMENT

SECTION (D) 066 070
N.T.S.

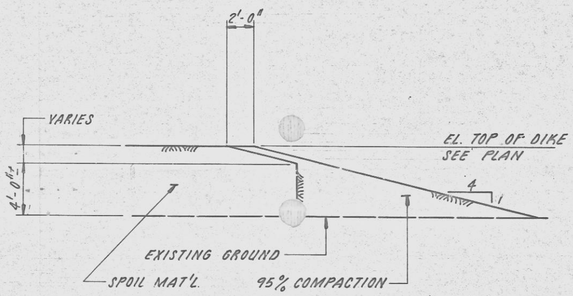

SECTION (E) 066 069 073 074
1/4" = 1'-0"

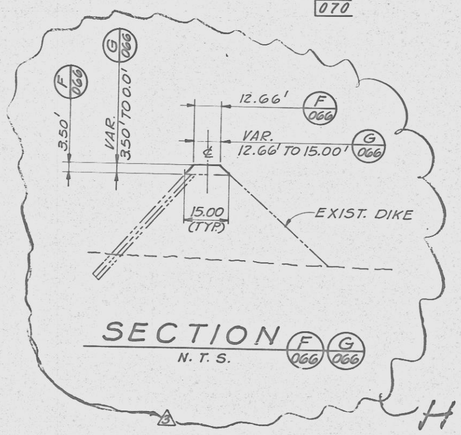

SECTION (F) (G) 066 066
N. T. S.

HOLD

NO.	DATE	REVISIONS	DR	CH'K	DGS	ENG	ECS	CHF ENG	PRJ ENG
3	9/29/82	ADDED SECT. "F", "G" & "HOLD"	G.R.					—	
2	12/3/81	ADDED SECT. "E"	SMC	R.L.P.				—	
1	8/25/81	ADDED DCN. (1 SECT. B, 1 SECTS. C & D); CHANGED SECT. A (DCN. REF. N.S.)	NM					—	
0	7/20/81	ISSUED FOR CONST.						—	

BECHTEL
LOS ANGELES

ARIZONA NUCLEAR POWER PROJECT
PALO VERDE NUCLEAR GENERATING STATION

SITE STORM DRAINAGE
DIKES AND CHANNELS SHEET 1

SCALE NOTED | JOB NO. 10407 | DRAWING NO. 13-C-ZVC-100 | REV. 3

REV. 3 & SUPERSEDES REVS. BY 12746

DWG. NO. | REFERENCE | NO. | DATE | REVISIONS

UNCONTROLLED DRAWING
Work This Drawing With Applicable DCN's/FCR's Per The Daily Notification List (DNL) and the Field Revision Log (FRL).

PRC APERTURE CARD

8209210112

D

S

This drawing has been produced by Bechtel and is the property of the PARTICIPANTS in the ARIZONA NUCLEAR POWER PROJECT. Use of this drawing and the specific design depicted thereon for any purpose other than that related to the Arizona Nuclear Power Project is not authorized by the Owners.