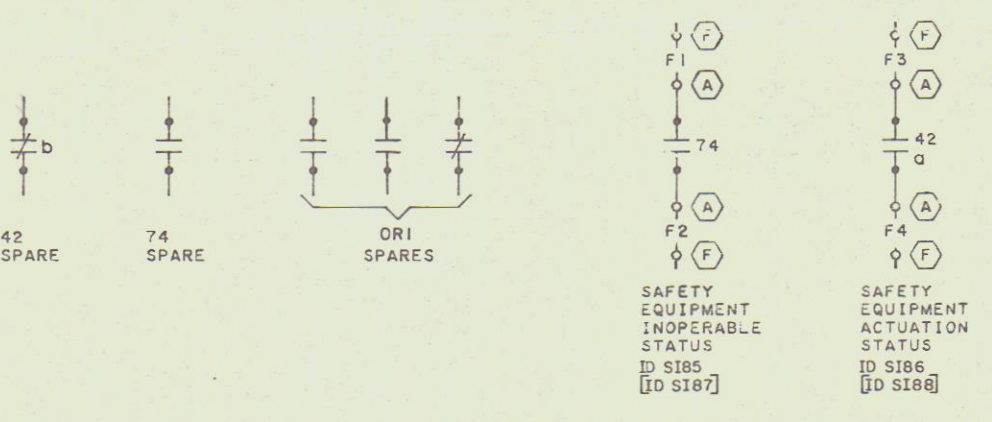
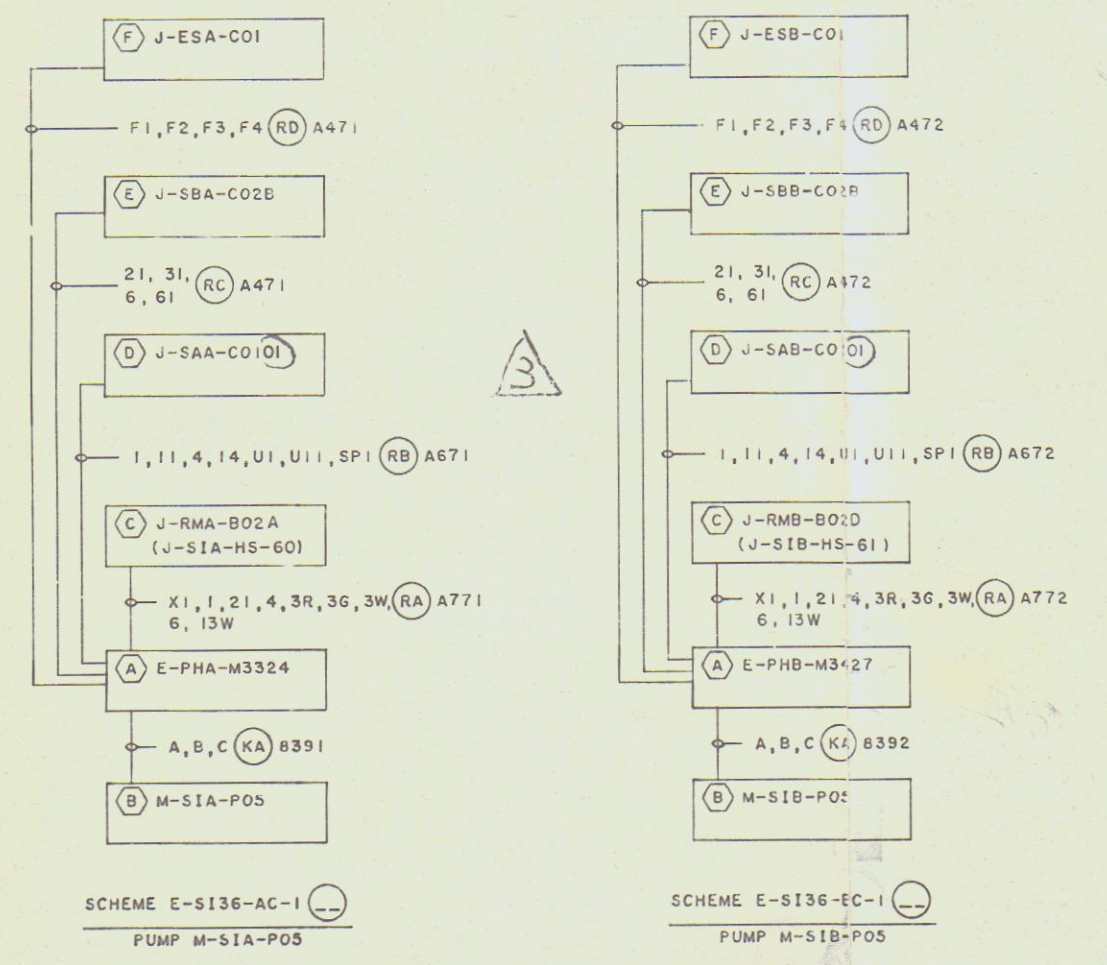


**CERTIFIED DRAWING**



- NOTES:
- FOR LEGEND AND GENERAL NOTES REFER TO DWGS 13-E-228-001 THROUGH 007.
  - ⊖ DENOTES EQUIPMENT NUMBER, FOR COMPLETE EQUIPMENT NUMBER REFER TO CABLING BLOCK DIAGRAM.
  - ELEMENTARY DIAGRAM SHOWN IS FOR PUMP M-SIA-POS. PUMP M-SIB-POS IS SIMILAR EXCEPT AS NOTED OR INDICATED IN CABLING BLOCK DIAGRAM.
  - "CSAS" DENOTES CONTAINMENT SPRAY ACTUATION SIGNAL. REFER TO W/P N001-13.06-34
  - INFORMATION IN BRACKETS [ ] REFERS TO PUMP M-SIB-POS.

CONTACT BLOCK	TERM	POSITION		
		STOP	NORMAL	START
①	1-2	X	X	
	3-4			X
	5-6	X	X	
	7-8	X		
②	3-4			X
	1-2	X	X	



**PRC APERTURE CARD**

Docket # 50-728/529/530  
Control # 8203250112  
Date 8/2/19 of Document  
REGULATORY DOCKET FILE

8203250135

NUCLEAR SAFETY RELATED

DWG. NO.	REFERENCE	NO. DATE	REVISIONS	DR	CHK	DOS	ENG	EGS	CHP	PRJ	NO. DATE	REVISIONS	DR	CHK	DOS	ENG	EGS	CHP	PRJ		
13-E-PHA-004	SINGLE LINE DIAGRAM																				
13-E-PHA-003	SINGLE LINE DIAGRAM																				
13-M-SIP-001	P B I DIAGRAM																				
N001-20.01-218	CE ELEM DIAGRAM B-SYS60-414-309																				

**BECHTEL**  
LOS ANGELES

**ARIZONA NUCLEAR POWER PROJECT**  
**PALO VERDE NUCLEAR GENERATING STATION**

**ELEMENTARY DIAGRAM**  
**SAFETY INJECTION & SHUTDOWN CLG SYSTEM**  
**SPRAY CHEMICAL ADDITION PUMPS**  
**M-SIA-POS & M-SIB-POS**

SCALE NONE	JOB NO. 10407	DRAWING NO. 13-E-SIB-036	REV. 3
------------	---------------	--------------------------	--------



**PALO VERDE NUCLEAR GENERATING STATION UNITS 1, 2 & 3**  
**DRAWING CHANGE NOTICE (DCN)**  
 JOB NO. 10407

UNIT	ASSIGNEE *			
A	C	S	O	
1	C	S	O	
2	C	S	O	
3	C	S	O	

CIRCLE APPLICABLE UNIT(S) AND ASSIGNEE  
 \* C - CONSTRUCTION, S - STARTUP, O - OWNER

DRAWING NO.	SHEET NO.	REV.	DCN NO.
13-E-SIB-036		3	5

JOB NO. 10407 PAGE 1 OF 1  
 DATE: 12/07/81 BY: G. KLEYMAN

CHANGE REQUESTED BY:  CLIENT  ENGINEERING  FIELD  SUPPLIER/CONTRACTOR

REASON FOR CHANGE: ICSB DRAWING REVIEW (TASK # 34)

DESCRIPTION OF CHANGE: CHANGE START-STOP CONTROL CIRCUIT PER THE FOLLOWING:

**WAS:**

**IS:**

**AFFECTED EQUIPMENT:**

MCC: E-PHA-M3324 AND  
E-PHB-M3427

**MATERIAL PROCUREMENT RESPONSIBILITY**

<input type="checkbox"/> BECHTEL OFFICE	<input type="checkbox"/> SUPPLIER/CONTRACTOR
<input type="checkbox"/> BECHTEL FIELD	<input checked="" type="checkbox"/> NONE REQUIRED

GROUP SUPERVISOR: <u>[Signature]</u> DATE: <u>12/11/81</u>	NUCLEAR GROUP SUPERVISOR (IF REQUIRED): <u>[Signature]</u> DATE: <u>12/21/81</u>	
PROJECT ENGINEER: <u>[Signature]</u> DATE: <u>12/14/81</u>	POAE (O-LISTED POA'S AND SINGLE LINE DWGS): <u>[Signature]</u> DATE: <u>12/14/81</u>	

REMARKS: NO CHANGE IN QUANTITY OF CIRCUITS.  
DCP TO FOLLOW. SS: SI-05, T/O DATE: 1-4-82


ADDITIONAL DISTRIBUTION:  PROJECT PROCUREMENT MANAGER  COST TREND ENGINEER

PP-1531 (10407) 3/81

PRO APERTURE CARD

14.5X

I CERTIFY THAT THE IMAGE CONTAINED ON THIS FRAME WAS MADE IN THE NORMAL AND REGULAR COURSE OF BUSINESS, ON THE DATE STATED BELOW AND THAT IT IS AN ACCURATE REPRODUCTION OF THE DOCUMENT SUBMITTED TO MICROGRAPHICS.  
 DATE: 1-5-82 CAMERA OPERATOR: [Signature] SECTION SUPERVISOR: [Signature]  
 LAO-2591 6/78



I CERTIFY THAT THE IMAGE CONTAINED ON THIS FRAME WAS MADE IN THE NORMAL AND REGULAR COURSE OF BUSINESS, ON THE DATE STATED BELOW AND THAT IT IS AN ACCURATE REPRODUCTION OF THE DOCUMENT SUBMITTED TO MICROGRAPHICS.  
 DATE: 1-5-82 CAMERA OPERATOR: [Signature] SECTION SUPERVISOR: [Signature]  
 LAO-2591 6/78

Docket # 50-528/529/530  
 Control # 820325012  
 Date 8/2/89 of Document  
 REGULATORY DOCKET FILE

8203250135-01