



UNITED STATES  
NUCLEAR REGULATORY COMMISSION  
WASHINGTON, D.C. 20555-0001

WASHINGTON PUBLIC POWER SUPPLY SYSTEM

DOCKET NO. 50-397


NUCLEAR PROJECT NO. 2

AMENDMENT TO FACILITY OPERATING LICENSE

Amendment No. 143  
License No. NPF-21

1. The Nuclear Regulatory Commission (the Commission) has found that:
  - A. The application for amendment by the Washington Public Power Supply System (licensee) dated June 6, 1995, complies with the standards and requirements of the Atomic Energy Act of 1954, as amended (the Act) and the Commission's regulations set forth in 10 CFR Chapter I;
  - B. The facility will operate in conformity with the application, the provisions of the Act, and the rules and regulations of the Commission;
  - C. There is reasonable assurance (i) that the activities authorized by this amendment can be conducted without endangering the health and safety of the public, and (ii) that such activities will be conducted in compliance with the Commission's regulations;
  - D. The issuance of this amendment will not be inimical to the common defense and security or to the health and safety of the public; and
  - E. The issuance of this amendment is in accordance with 10 CFR Part 51 of the Commission's regulations and all applicable requirements have been satisfied.
2. Accordingly, the license is amended by changes to the Technical Specifications as indicated in the attachment to this license amendment and paragraph 2.C.(2) of Facility Operating License No. NPF-21 is hereby amended to read as follows:

9512040095 951124  
PDR ADOCK 05000397  
P PDR



(2) Technical Specifications and Environmental Protection Plan

The Technical Specifications contained in Appendix A, as revised through Amendment No. 143 and the Environmental Protection Plan contained in Appendix B, are hereby incorporated in the license. The licensee shall operate the facility in accordance with the Technical Specifications and the Environmental Protection Plan.

3. This amendment is effective as of its date of issuance.


FOR THE NUCLEAR REGULATORY COMMISSION



James W. Clifford, Senior Project Manager  
Project Directorate IV-2  
Division of Reactor Projects III/IV  
Office of Nuclear Reactor Regulation

Attachment: Changes to the Technical  
Specifications

Date of Issuance: November 24, 1995



ATTACHMENT TO LICENSE AMENDMENT

AMENDMENT NO. 143 TO FACILITY OPERATING LICENSE NO. NPF-21

DOCKET NO. 50-397


Replace the following pages of the Appendix A Technical Specifications with the enclosed pages. The revised pages are identified by amendment number and contain vertical lines indicating the areas of change. The corresponding overleaf pages are also provided to maintain document completeness.

REMOVE

iv  
xii  
xiii  
xiv  
xv  
xvi  
xvii  
xviii  
xix  
xx  
xx(a)  
xxi  
xxii  
xxiii  
xxiv

INSERT

iv  
--  
--  
--  
--  
--  
xii  
xiii  
xiv  
xv  
xvi  
xvii  
xviii  
xix  
xx




INDEX

SAFETY LIMITS AND LIMITING SAFETY SYSTEM SETTINGS

---

<u>SECTION</u>	<u>PAGE</u>
<u>2.1 SAFETY LIMITS</u>	
THERMAL POWER, Low Pressure or Low Flow.....	2-1
THERMAL POWER, High Pressure and High Flow.....	2-1
Reactor Coolant System Pressure.....	2-1
Reactor Vessel Water Level.....	2-2
<u>2.2 LIMITING SAFETY SYSTEM SETTINGS</u>	
Reactor Protection System Instrumentation Setpoints.....	2-3





INDEX

LIMITING CONDITIONS FOR OPERATION AND SURVEILLANCE REQUIREMENTS

<u>SECTION</u>	<u>PAGE</u>
<u>3/4.10 SPECIAL TEST EXCEPTIONS</u>	
3/4.10.1 PRIMARY CONTAINMENT INTEGRITY.....	3/4 10-1
3/4.10.2 ROD SEQUENCE CONTROL SYSTEM.....	3/4 10-2
3/4.10.3 SHUTDOWN MARGIN DEMONSTRATIONS.....	3/4 10-3
3/4.10.4 RECIRCULATION LOOPS.....	3/4 10-4
3/4.10.5 OXYGEN CONCENTRATION.....	3/4 10-5
3/4.10.6 TRAINING STARTUPS.....	3/4 10-6
<u>3/4.11 RADIOACTIVE EFFLUENTS</u>	
3/4.11.1 LIQUID EFFLUENTS	
Liquid Holdup Tanks.....	3/4 11-1
3/4 11.2 GASEOUS EFFLUENTS	
Explosive Gas Mixture.....	3/4 11-2
Main Condenser.....	3/4 11-3
<u>3/4.12 RADIOLOGICAL ENVIRONMENTAL MONITORING</u>	
Entire section relocated to ODCM.	

INDEX

DESIGN FEATURES

---

<u>SECTION</u>	<u>PAGE</u>
<u>5.1 SITE</u>	
Exclusion Area.....	5-1
Low Population Zone.....	5-1
Unrestricted Areas and Site Boundary for Radioactive Gaseous and Liquid Effluents.....	5-1
<u>5.2 CONTAINMENT</u>	
Configuration.....	5-1
Design Temperature and Pressure.....	5-1
Secondary Containment.....	5-1
<u>5.3 REACTOR CORE</u>	
Fuel Assemblies.....	5-5
Control Rod Assemblies.....	5-5
<u>5.4 REACTOR COOLANT SYSTEM</u>	
Design Pressure and Temperature.....	5-5
Volume.....	5-5
<u>5.5 METEOROLOGICAL TOWER LOCATION.....</u>	5-6
<u>5.6 FUEL STORAGE</u>	
Criticality.....	5-6
Drainage.....	5-6
Capacity.....	5-6
<u>5.7 COMPONENT CYCLIC OR TRANSIENT LIMIT.....</u>	5-6

INDEX

ADMINISTRATIVE CONTROLS

---

<u>SECTION</u>	<u>PAGE</u>
<u>6.1 RESPONSIBILITY</u> .....	6-1
<u>6.2 ORGANIZATION</u> .....	6-1
6.2.1 OFFSITE AND ONSITE ORGANIZATIONS.....	6-1
6.2.2 UNIT STAFF.....	6-1
6.2.3 NUCLEAR SAFETY ASSURANCE GROUP.....	6-7
FUNCTION.....	6-7
COMPOSITION.....	6-7
RESPONSIBILITIES.....	6-7
RECORDS.....	6-7
6.2.4 SHIFT TECHNICAL ADVISOR.....	6-7
<u>6.3 UNIT STAFF QUALIFICATIONS</u> .....	6-7
<u>6.4 TRAINING</u> .....	6-8
<u>6.5 REVIEW AND AUDIT</u> .....	6-8
6.5.1 PLANT OPERATIONS COMMITTEE (POC).....	6-8
FUNCTION.....	6-8
COMPOSITION.....	6-8
ALTERNATES.....	6-8
MEETING FREQUENCY.....	6-8
QUORUM.....	6-8
RESPONSIBILITIES.....	6-9
RECORDS.....	6-10
6.5.2 CORPORATE NUCLEAR SAFETY REVIEW BOARD (CNSRB).....	6-10
FUNCTION.....	6-10
COMPOSITION.....	6-10
ALTERNATES.....	6-10
CONSULTANTS.....	6-11

INDEX

ADMINISTRATIVE CONTROLS

---

<u>SECTION</u>	<u>PAGE</u>
<u>CORPORATE NUCLEAR SAFETY REVIEW BOARD (Continued)</u>	
MEETING FREQUENCY.....	6-11
QUORUM.....	6-11
REVIEW.....	6-11
AUDITS.....	6-12
RECORDS.....	6-13
<u>6.6 REPORTABLE OCCURRENCE ACTION.....</u>	6-13
<u>6.7 SAFETY LIMIT VIOLATION.....</u>	6-14
<u>6.8 PROCEDURES AND PROGRAMS.....</u>	6-14
<u>6.9 REPORTING REQUIREMENTS.....</u>	6-16
6.9.1 ROUTINE REPORTS AND REPORTABLE OCCURRENCES.....	6-16
STARTUP REPORT.....	6-16
ANNUAL REPORTS.....	6-16
MONTHLY OPERATING REPORTS.....	6-17
REPORTABLE OCCURRENCES.....	6-17
PROMPT NOTIFICATION WITH WRITTEN FOLLOWUP.....	6-17
THIRTY DAY WRITTEN REPORTS.....	6-18
ANNUAL RADIOLOGICAL ENVIRONMENTAL OPERATING REPORT.....	6-18
RADIOACTIVE EFFLUENT RELEASE REPORT.....	6-19
6.9.2 SPECIAL REPORTS.....	6-20
6.9.3 CORE OPERATING LIMITS REPORT.....	6-20
<u>6.10 RECORD RETENTION.....</u>	6-22
<u>6.11 RADIATION PROTECTION PROGRAM.....</u>	6-24
<u>6.12 HIGH RADIATION AREA.....</u>	6-24
<u>6.13 PROCESS CONTROL PROGRAM.....</u>	6-25
<u>6.14 OFFSITE DOSE CALCULATION MANUAL.....</u>	6-25

INDEX

LIST OF FIGURES

---

<u>FIGURE</u>		<u>PAGE</u>
3.1.5-1	SODIUM PENTABORATE SOLUTION SATURATION TEMPERATURE.....	3/4 1-21
3.1.5-2	SODIUM PENTABORATE TANK, VOLUME VERSUS CONCENTRATION REQUIREMENTS.....	3/4 1-22
3.2.1-1	MAXIMUM AVERAGE PLANAR LINEAR HEAT GENERATION RATE (MAPLHGR) VERSUS AVERAGE PLANAR EXPOSURE, INITIAL CORE FUEL TYPE 8CR183.....	Deleted
3.2.1-2	MAXIMUM AVERAGE PLANAR LINEAR HEAT GENERATION RATE (MAPLHGR) VERSUS AVERAGE PLANAR EXPOSURE, INITIAL CORE FUEL TYPE 8CR233.....	Deleted
3.2.1-3	MAXIMUM AVERAGE PLANAR LINEAR HEAT GENERATION RATE (MAPLHGR) VERSUS AVERAGE BUNDLE EXPOSURE ANF 8x8 RELOAD FUEL.....	Deleted
3.2.1-4	MAXIMUM AVERAGE PLANAR LINEAR HEAT GENERATION RATE (MAPLHGR) VERSUS AVERAGE PLANAR EXPOSURE, INITIAL CORE FUEL TYPE 8CR183.....	Deleted
3.2.1-5	MAXIMUM AVERAGE PLANAR LINEAR HEAT GENERATION RATE (MAPLHGR) VERSUS AVERAGE PLANAR EXPOSURE, INITIAL CORE FUEL TYPE 8CR233.....	Deleted
3.2.1-6	MAXIMUM AVERAGE PLANAR LINEAR HEAT GENERATION RATE (MAPLHGR) VERSUS AVERAGE BUNDLE EXPOSURE ANF 9x9-IX AND 9x9-9X FUEL.....	Deleted
3.2.1-7	MAXIMUM AVERAGE PLANAR LINEAR HEAT GENERATION RATE (MAPLHGR) VERSUS BUNDLE AVERAGE EXPOSURE SVEA-96 LEAD FUEL ASSEMBLIES.....	Deleted
3.2.1-8	MAXIMUM AVERAGE PLANAR LINEAR HEAT GENERATION RATE (MAPLHGR) VERSUS BUNDLE AVERAGE EXPOSURE GE11 LEAD FUEL ASSEMBLIES.....	Deleted
3.2.3-1	REDUCED FLOW MCPR OPERATING LIMIT.....	Deleted
3.2.4-1	LINEAR HEAT GENERATION RATE (LHGR) LIMIT VERSUS AVERAGE PLANAR EXPOSURE ANF 8x8 RELOAD FUEL.....	Deleted
3.2.4-2	LINEAR HEAT GENERATION RATE (LHGR) LIMIT VERSUS AVERAGE PLANAR EXPOSURE ANF 9x9-IX FUEL.....	Deleted
3.2.4-3	LINEAR HEAT GENERATION RATE (LHGR) LIMIT VERSUS AVERAGE PLANAR EXPOSURE ANF 9x9-9X FUEL.....	Deleted
3.2.4-4	LINEAR HEAT GENERATION RATE (LHGR) LIMIT VERSUS AVERAGE PLANAR EXPOSURE SVEA-96 LEAD FUEL ASSEMBLIES.....	Deleted

INDEX

LIST OF FIGURES (Continued)

---

<u>FIGURE</u>		<u>PAGE</u>
3.2.4-5	LINEAR HEAT GENERATION RATE (LHGR) LIMIT VERSUS AVERAGE PLANAR EXPOSURE GE11 LEAD FUEL ASSEMBLIES .....	Deleted
3.2.6-1	OPERATING REGION LIMITS OF SPEC. 3.2.6 .....	3/4 2-6
3.2.7-1	OPERATING REGION LIMITS OF SPEC. 3.2.7 .....	3/4 2-8
3.2.8-1	OPERATING REGION LIMITS OF SPEC. 3.2.8 .....	3/4 2-10
3.4.1.1-1	OPERATING REGION LIMITS OF SPEC. 3.4.1.1 .....	3/4 4-3a
3.4.6.1A	MINIMUM REACTOR VESSEL METAL TEMPERATURE VERSUS REACTOR VESSEL PRESSURE .....	3/4 4-20
3.4.6.1B	MINIMUM REACTOR VESSEL METAL TEMPERATURE VERSUS REACTOR VESSEL PRESSURE .....	3/4 4-21
3.4.6.1C	PRESSURE/TEMPERATURE LIMITS FOR 8 EPFY TESTING AND NONNUCLEAR HEATING CURVES .....	3/4 4-22
4.7-1	SAMPLE PLAN 2) FOR SNUBBER FUNCTIONAL TEST .....	3/4 7-15
3.9.7-1	HEIGHT ABOVE SFP WATER LEVEL VS. MAXIMUM LOAD TO BE CARRIED OVER SFP .....	3/4 9-10
5.1-1	EXCLUSION AREA BOUNDARY .....	5-2
5.1-2	LOW POPULATION ZONE .....	5-3
5.1-3	UNRESTRICTED AREAS AND SITE BOUNDARY FOR RADIOACTIVE GASEOUS AND LIQUID EFFLUENTS .....	5-4

INDEX

LIST OF TABLES

---

<u>TABLE</u>		<u>PAGE</u>
1.1	SURVEILLANCE FREQUENCY NOTATION.....	1-9
1.2	OPERATIONAL CONDITIONS.....	1-10
2.2.1-1	REACTOR PROTECTION SYSTEM INSTRUMENTATION SETPOINTS.....	2-4
3.2.3-1	MCPR OPERATING LIMITS FOR RATED CORE FLOW.....	Deleted
3.3.1-1	REACTOR PROTECTION SYSTEM INSTRUMENTATION.....	3/4 3-2
3.3.1-2	REACTOR PROTECTION SYSTEM RESPONSE TIMES.....	3/4 3-6
4.3.1.1-1	REACTOR PROTECTION SYSTEM INSTRUMENTATION SURVEILLANCE REQUIREMENTS.....	3/4 3-7
3.3.2-1	ISOLATION ACTUATION INSTRUMENTATION.....	3/4 3-12
3.3.2-2	ISOLATION ACTUATION INSTRUMENTATION SETPOINTS.....	3/4 3-16
3.3.2-3	ISOLATION SYSTEM INSTRUMENTATION RESPONSE TIME.....	3/4 3-19
4.3.2.1-1	ISOLATION SYSTEM INSTRUMENTATION SURVEILLANCE REQUIREMENTS.....	3/4 3-22
3.3.3-1	EMERGENCY CORE COOLING SYSTEM ACTUATION INSTRUMENTATION.....	3/4 3-26
3.3.3-2	EMERGENCY CORE COOLING SYSTEM ACTUATION INSTRUMENTATION SETPOINTS.....	3/4 3-30
3.3.3-3	EMERGENCY CORE COOLING SYSTEM RESPONSE TIMES.....	3/4 3-33
4.3.3.1-1	EMERGENCY CORE COOLING SYSTEM ACTUATION INSTRUMENTATION SURVEILLANCE REQUIREMENTS.....	3/4 3-34
3.3.4.1-1	ATWS RECIRCULATION PUMP TRIP SYSTEM INSTRUMENTATION.....	3/4 3-38
3.3.4.1-2	ATWS RECIRCULATION PUMP TRIP SYSTEM INSTRUMENTATION SETPOINTS.....	3/4 3-39
4.3.4.1-1	ATWS RECIRCULATION PUMP TRIP ACTUATION INSTRUMENTATION SURVEILLANCE REQUIREMENTS.....	3/4 3-40

INDEX

LIST OF TABLES (Continued)

---

<u>TABLE</u>	<u>PAGE</u>
3.3.4.2-1      END-OF-CYCLE RECIRCULATION PUMP TRIP SYSTEM INSTRUMENTATION.....	3/4 3-43
3.3.4.2-2      END-OF-CYCLE RECIRCULATION PUMP TRIP SETPOINTS.....	3/4 3-44
3.3.4.2-3      END-OF-CYCLE RECIRCULATION PUMP TRIP SYSTEM RESPONSE TIMES.....	3/4 3-45
4.3.4.2.1-1    END-OF-CYCLE RECIRCULATION PUMP TRIP SYSTEM SURVEILLANCE REQUIREMENTS.....	3/4 3-46
3.3.5-1        REACTOR CORE ISOLATION COOLING SYSTEM ACTUATION INSTRUMENTATION.....	3/4 3-48
3.3.5-2        REACTOR CORE ISOLATION COOLING SYSTEM ACTUATION INSTRUMENTATION SETPOINTS.....	3/4 3-50
4.3.5.1-1     REACTOR CORE ISOLATION COOLING SYSTEM ACTUATION INSTRUMENTATION SURVEILLANCE REQUIREMENTS.....	3/4 3-51
3.3.6-1        CONTROL ROD BLOCK INSTRUMENTATION.....	3/4 3-53
3.3.6-2        CONTROL ROD BLOCK INSTRUMENTATION SETPOINTS.....	3/4 3-55
4.3.6-1        CONTROL ROD BLOCK INSTRUMENTATION SURVEILLANCE REQUIREMENTS.....	3/4 3-56
3.3.7.1-1     RADIATION MONITORING INSTRUMENTATION.....	3/4 3-59
4.3.7.1-1     RADIATION MONITORING INSTRUMENTATION SURVEILLANCE REQUIREMENTS.....	3/4 3-60
3.3.7.3-1     METEOROLOGICAL MONITORING INSTRUMENTATION.....	3/4 3-65
4.3.7.3-1     METEOROLOGICAL MONITORING INSTRUMENTATION SURVEILLANCE REQUIREMENTS.....	3/4 3-66
3.3.7.4-1     REMOTE SHUTDOWN MONITORING INSTRUMENTATION.....	3/4 3-68
4.3.7.4-1     REMOTE SHUTDOWN MONITORING INSTRUMENTATION SURVEILLANCE REQUIREMENTS.....	3/4 3-69



INDEX

LIST OF TABLES (Continued)

---

<u>TABLE</u>		<u>PAGE</u>
3.3.7.5-1	ACCIDENT MONITORING INSTRUMENTATION.....	3/4 3-71
4.3.7.5-1	ACCIDENT MONITORING INSTRUMENTATION SURVEILLANCE REQUIREMENTS.....	3/4 3-74
3.3.7.12-1	EXPLOSIVE GAS MONITORING INSTRUMENTATION.....	3/4 3-80
4.3.7.12-1	EXPLOSIVE GAS MONITORING INSTRUMENTATION SURVEILLANCE REQUIREMENTS.....	3/4 3-81
3.3.9-1	FEEDWATER SYSTEM/MAIN TURBINE TRIP SYSTEM ACTUATION INSTRUMENTATION.....	3/4 3-85
3.3.9-2	FEEDWATER SYSTEM/MAIN TURBINE TRIP SYSTEM ACTUATION INSTRUMENTATION SETPOINTS.....	3/4 3-86
4.3.9.1-1	FEEDWATER SYSTEM/MAIN TURBINE TRIP SYSTEM ACTUATION INSTRUMENTATION SURVEILLANCE REQUIREMENTS.....	3/4 3-87
3.4.3.2-1	REACTOR COOLANT SYSTEM PRESSURE ISOLATION VALVES.....	3/4 4-11
3.4.3.2-2	REACTOR COOLANT SYSTEM INTERFACE VALVES LEAKAGE PRESSURE MONITORS.....	3/4 4-11
3.4.4-1	REACTOR COOLANT SYSTEM CHEMISTRY LIMITS.....	3/4 4-14
4.4.5-1	PRIMARY COOLANT SPECIFIC ACTIVITY SAMPLE AND ANALYSIS PROGRAM.....	3/4 4-17

INDEX

LIST OF TABLES (Continued)

---

<u>TABLE</u>		<u>PAGE</u>
4.4.6.1.3-1	DELETED.....	3/4 4-22
3.6.3-1	PRIMARY CONTAINMENT ISOLATION VALVES.....	3/4 6-21
3.6.5.2-1	SECONDARY CONTAINMENT VENTILATION SYSTEM AUTOMATIC ISOLATION VALVES.....	3/4 6-39
3.7.8-1	AREA TEMPERATURE MONITORING.....	3/4 7-31
4.8.1.1.2-1	DIESEL GENERATOR TEST SCHEDULE.....	3/4 8-9
4.8.2.1-1	BATTERY SURVEILLANCE REQUIREMENTS.....	3/4 8-14
3.8.4.2-1	PRIMARY CONTAINMENT PENETRATION CONDUCTOR OVERCURRENT PROTECTIVE DEVICES.....	3/4 8-23
3.8.4.3-1	MOTOR-OPERATED VALVES THERMAL OVERLOAD PROTECTION.....	3/4 8-26
5.7.1-1	COMPONENT CYCLIC OR TRANSIENT LIMITS.....	5-7
6.2.2-1	MINIMUM SHIFT CREW COMPOSITION - SINGLE UNIT FACILITY.....	6-6