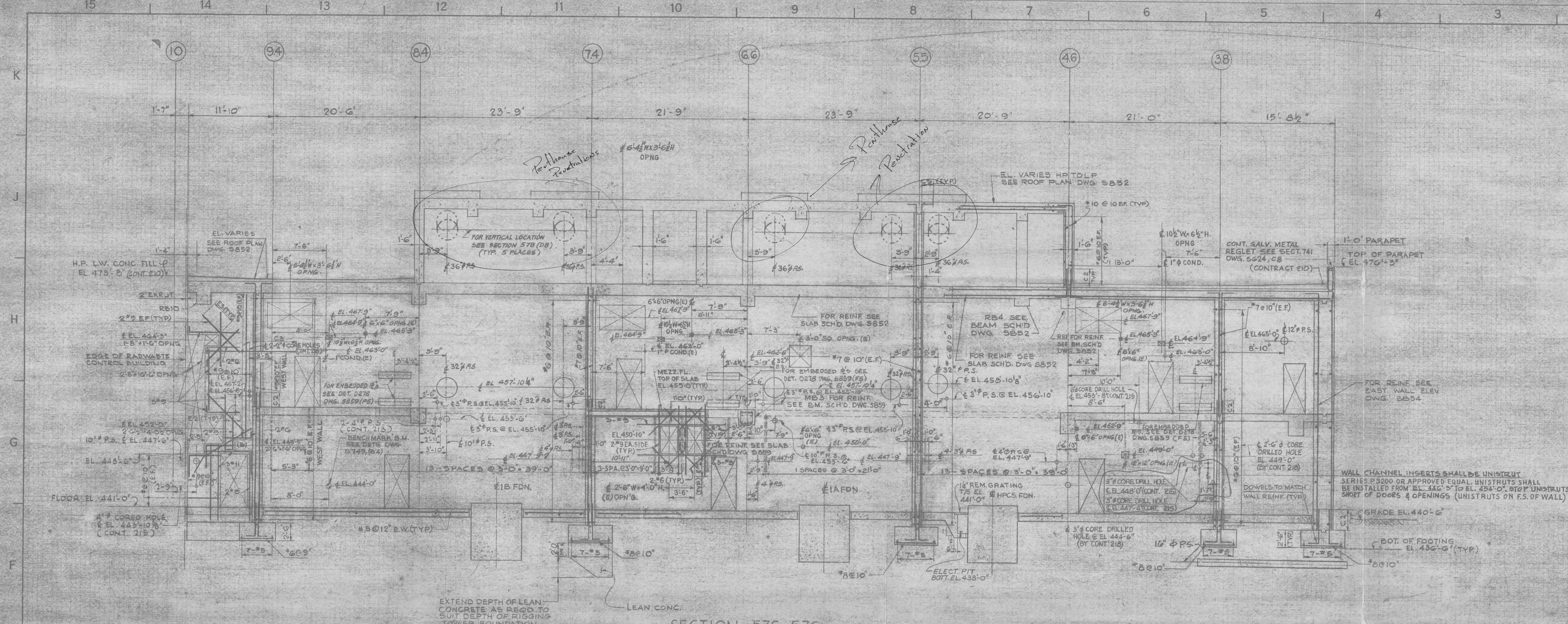
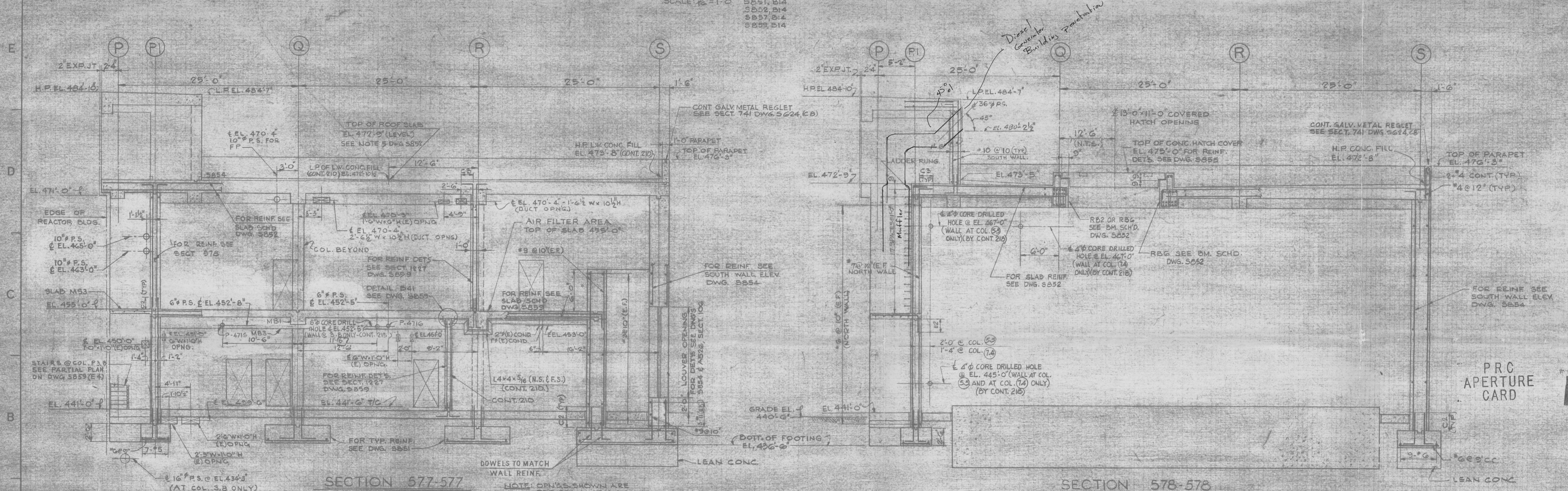


- NOTES:**
1. FOR GEN. CONCRETE NOTES & TYP. DETAILS SEE DWG'S 5743
 2. FOR HATCH COVER & CRANE DETAILS SEE DWG. 5855
 3. FOR SLAB & BEAM SCHED SEE DWG'S 5852 & 5853
 4. ELECT. OPENINGS TO BE FILLED WITH CONC. BY CONTRACTOR 210 AFTER CONDUITS ARE IN PLACE.
 5. FOR SPLICE LENGTHS AT CONSTRUCTION JOINTS SEE NOTES DWG 5851
 6. ALL WORK ON THIS DWG IS BY CONT. 206A [EXCEPT AS OTHERWISE SPECIFIED]. PERMANENT MATERIAL WILL BE FURNISHED TO 206A CONTRACTOR, SEE SPECIFICATIONS. FOR CONTRACTS 210, 215, 218 WORK CONTRACTORS SHALL BOTH FINISH AND INSTALL ALL MATERIALS.
 7. (E) DENOTES ELECTRICAL PENETRATION

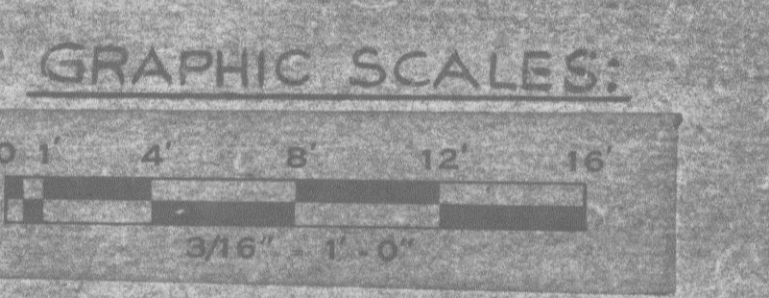


SECTION 576-576
 SCALE: 1/8" = 1'-0"
 5851, B14
 5852, B14
 5857, B14
 5859, B14



SECTION 577-577
 SCALE: 3/16" = 1'-0"
 5851, C11, H11
 5857, C11, E11, H11
 5859, C11, E11, H11

SECTION 578-578
 SCALE: 3/16" = 1'-0"
 5851, D11, F11, H11
 5857, D11, F11, H11



ALL WORK ON THIS DRAWING IS QUALITY CLASS I WITH THE EXCEPTION OF THE FOLLOWING WHICH IS CLASSIFIED AS CLASS II:
 GRATES, CHECK PLATE, STRUCTURAL STEEL STAIRS & PLATFORMS, HANDRAIL, TOE PLATE, LADDERS, FIRE SLEEVES (INCLUDING CONCRETE ANCHORS), ARMORING, ANGLES INCLUDING CONCRETE ANCHORS, EMBEDDED LADDER RUNGS.

INFORMATION ONLY

WASHINGTON PUBLIC POWER SUPPLY SYSTEM
 STANDARD NO. 2

ENGINEERING REVIEW	SCALE	AS NOTED
DESIGN	AS NOTED	
CHECKED	AS NOTED	
APPROVED	AS NOTED	
DATE	7/1/22	
W.O. 2805		
DWG. 5856		

POOR ORIGINAL

REV.	REVISION	DATE	BY	CHKD.	APP'D.	REV.	REVISION	DATE	BY	CHKD.	APP'D.
16	PER TASK 3300 INCORPORATED PEDS 210-CS-1172 (G) & 210-CS-1056 (D41C)	7/1/22	RL	RL	RL	13	CONT. 206A: REVISED NOTE #6 (11) RELOCATED NOTE #1 (H1) ADDED 10# P.S. (B14) CONT. 215 ADDED 10# CORED HOLE (B14) CONT. 218 (AS BUILT) ADDED TWO 4# P.S. (B12), REVISED AS PER PCN 5082 PCN 4875, CON. 219 MOUNT AND PCN 5018, RFI 1124	7/1/22	RL	RL	RL
17	PER TASK 3300 INCORPORATED PED 210-CS-1132 (C13, G)	7/1/22	M.L.	M.L.	M.L.	14	CONT. 206A: CLARIFIED REBAR PLACEMENT IN WALL AT SECT. 576 (G-11) SUBJECT PIT WALL AT EL. 441'-0" (F8) REVISED AS PER PCN 5061, RFI 206A-582 & RFI 206A-570	7/1/22	RL	RL	RL
18	PER TASK 3300 INCORPORATED PED 210-CS-2350 (H14)	7/1/22	RL	RL	RL	12	FOR PREVIOUS REVISIONS SEE RECORD MAG CARD CONT. 206A: 210# REBAR, 4# PIPE SLEEVES (G7) H5, 3-3/8" PIPE SLEEVES (H5) 3# PIPE SLEEVES (G5) 12# PIPE SLEEVES (H5) (BY CON. ADDED 12# PIPE SLEEVES (H5) 2# PIPE SLEEVES (G5) 10# PIPE SLEEVES (G12) NOTE 7 (H12) REVISED PIPE SLEEVES (G12) H5, H6, H7, H8, H9, H10, H11, H12, H13, H14, H15, H16, H17, H18, H19, H20, H21, H22, H23, H24, H25, H26, H27, H28, H29, H30, H31, H32, H33, H34, H35, H36, H37, H38, H39, H40, H41, H42, H43, H44, H45, H46, H47, H48, H49, H50, H51, H52, H53, H54, H55, H56, H57, H58, H59, H60, H61, H62, H63, H64, H65, H66, H67, H68, H69, H70, H71, H72, H73, H74, H75, H76, H77, H78, H79, H80, H81, H82, H83, H84, H85, H86, H87, H88, H89, H90, H91, H92, H93, H94, H95, H96, H97, H98, H99, H100	7/1/22	RL	RL	RL
19	PER TASK 3240 PED 210-CS-3017 (G-13, G-6)	7/1/22	TE	TE	TE	11	CONT. 206A: REVISED NOTE #6 (11) RELOCATED NOTE #1 (H1) ADDED 10# P.S. (B14) CONT. 215 ADDED 10# CORED HOLE (B14) CONT. 218 (AS BUILT) ADDED TWO 4# P.S. (B12), REVISED AS PER PCN 5082 PCN 4875, CON. 219 MOUNT AND PCN 5018, RFI 1124	7/1/22	RL	RL	RL