March 25, 1997

LICENSEE: Florida Power & Light Company

FACILITY: St. Lucie Plant, Units 1 and 2

SUBJECT: SUMMARY OF MEETING ON MARCH 4, 1997, REGARDING THERMO-LAG MODIFICATIONS (TAC NOS. M85608 AND M85609)

On March 4, 1997, representatives of the Florida Power and Light Company (FP&L), licensee for St. Lucie Plant, Units 1 and 2, met with members of the Nuclear Regulatory Commission staff to discuss the overall status of corrective actions at St. Lucie and the potential slippage of its corrective action schedule from March 1998 to late 1999. Enclosure 1 is a list of attendees. Enclosure 2 contains copies of handouts distributed at the meeting.

The meeting was helpful in gaining an understanding of the licensee's perspective for bringing the plant into full compliance with the regulations in this area, and provided an opportunity for the staff to communicate concerns to the licensee. During the meeting, FPL demonstrated that it has made measurable progress towards overall resolution of the Thermo-Lag issues. FPL plans to complete its containment and outage modifications for Unit 2 during this spring of 1997 (on schedule), and for Unit 1 during the fall of 1997 (on schedule) with submittal of the final report 180 days after the outage. Non-outage work for Unit 2 is scheduled for completion by the end of 1997 (7 months behind the original schedule). The licensee stated that accelerated steam generator replacement work on Unit 1 has delayed the schedule of non-outage Thermo-Lag corrective actions by 6 months to the end of 1998. In response to the staff concern regarding possible slippage of the overall completion date for Unit 1 to the end of 1999, FPL stated the 1999 fall outage represented a contingency plan for any unexpected work that would be identified during circuit analysis verification and too late for implementation during the Unit 1 fall outage. FPL stated that 60 per cent of the total work would be complete by 1997 and the remaining 40 per cent by 1998. The staff concluded, based on the licensee's presentation, that FPL has been and will continue to make progress towards the overall resolution of the Thermo-Lag issues at St. Lucie and that the new completion schedule appeared to be reasonable.

Original signed by

Leonard A. Wiens, Sr. Project Manager
Project Directorate II-3
Division of Reactor Projects - I/II
Office of Nuclear Reactor Regulation

DF01 1/1

Docket Nos. 50-335, 50-389

Enclosures: As stated

cc w/enclosures: See next page

NRC FILE CENTER COPY

DOCUMENT NAME: G:\STLUCIE\MTGSUM

To receive a copy of this document, indicate in the box: "C" = Copy without attachment/enclosure "E" = Copy with attachment/enclosure "N" = No copy

OFFICE	PDII-3/PM	E	PDII-3/LA		SPLB #40		PDII-3/D	
NAME	LWiens		BClayton		LMarsh		FHebdon	
DATE	03/21/97		03/26/97		03/21/97		03/25/97	

OFFICIAL RECORD COPY

9703260291 970325
PDR ADOCK 05000335
P PDR

DISTRIBUTION

HARD COPY w/enclosures 1 and 2
Docket File
PUBLIC
St. Lucie Rdg.
OGC
ACRS

E-Mail

S. Collins/F. Miraglia (SJC1)(FJM)
R. Zimmerman (RPZ)
S. Varga (SAV)
J. Zwolinski (JAZ)
L. Wiens (LAW)
F. Hebdon (FJH)
B. Clayton (BAC2)
D. Ross (SAM)
P. Madden (PMM)
L. Marsh (LBM)
J. Munday (JTM)
D. Oudinot (DHO)
G. Holahan (GMH)
L. Tran (LNT)
S. West KSW)
G. Tracy (GMT)
J. Johnson (JRJ)
K. Clark (KMC2)
A. Thadani (ACT)
L. Whitney (LEW1)

260087

UNITED STATES
NUCLEAR REGULATORY COMMISSION
WASHINGTON, D.C. 20555-0001

March 25, 1997

LICENSEE: Florida Power & Light Company

FACILITY: St. Lucie Plant, Units 1 and 2

SUBJECT: SUMMARY OF MEETING ON MARCH 4, 1997, REGARDING THERMO-LAG MODIFICATIONS (TAC NOS. M85608 AND M85609)

On March 4, 1997, representatives of the Florida Power and Light Company (FP&L), licensee for St. Lucie Plant, Units 1 and 2, met with members of the Nuclear Regulatory Commission staff to discuss the overall status of corrective actions at St. Lucie and the potential slippage of its corrective action schedule from March 1998 to late 1999. Enclosure 1 is a list of attendees. Enclosure 2 contains copies of handouts distributed at the meeting.

The meeting was helpful in gaining an understanding of the licensee's perspective for bringing the plant into full compliance with the regulations in this area, and provided an opportunity for the staff to communicate concerns to the licensee. During the meeting, FPL demonstrated that it has made measurable progress towards overall resolution of the Thermo-Lag issues. FPL plans to complete its containment and outage modifications for Unit 2 during this spring of 1997 (on schedule), and for Unit 1 during the fall of 1997 (on schedule) with submittal of the final report 180 days after the outage. Non-outage work for Unit 2 is scheduled for completion by the end of 1997 (7 months behind the original schedule). The licensee stated that accelerated steam generator replacement work on Unit 1 has delayed the schedule of non-outage Thermo-Lag corrective actions by 6 months to the end of 1998. In response to the staff concern regarding possible slippage of the overall completion date for Unit 1 to the end of 1999, FPL stated the 1999 fall outage represented a contingency plan for any unexpected work that would be identified during circuit analysis verification and too late for implementation during the Unit 1 fall outage. FPL stated that 60 per cent of the total work would be complete by 1997 and the remaining 40 per cent by 1998. The staff concluded, based on the licensee's presentation, that FPL has been and will continue to make progress towards the overall resolution of the Thermo-Lag issues at St. Lucie and that the new completion schedule appeared to be reasonable.

Leonard A. Wiens, Sr. Project Manager
Project Directorate II-3
Division of Reactor Projects - I/II
Office of Nuclear Reactor Regulation

Docket Nos. 50-335, 50-389

Enclosures: As stated

cc w/enclosures: See next page

cc:

Senior Resident Inspector
St. Lucie Plant
U.S. Nuclear Regulatory Commission
7585 S. Hwy A1A
Jensen Beach, Florida 34957

Joe Myers, Director
Division of Emergency Preparedness
Department of Community Affairs
2740 Centerview Drive
Tallahassee, Florida 32399-2100

M. S. Ross, Attorney
Florida Power & Light
11770 US Highway 1
North Palm Beach, FL 33408

John T. Butler, Esquire
Steel, Hector and Davis
4000 Southeast Financial Center
Miami, Florida 33131-2398

Mr. Thomas R.L. Kindred
County Administrator
St. Lucie County
2300 Virginia Avenue
Fort Pierce, Florida 34982

Mr. Bill Passetti
Office of Radiation Control
Department of Health and
Rehabilitative Services
1317 Winewood Blvd.
Tallahassee, Florida 32399-0700

Regional Administrator,
Region II
U.S. Nuclear Regulatory Commission
101 Marietta Street, N.W. Suite 2900
Atlanta, Georgia 30323

H. N. Paduano, Manager
Licensing & Special Programs
Florida Power and Light Company
P.O. Box 14000
Juno Beach, Florida 33408-0420

J. A. Stall, Site Vice President
St. Lucie Nuclear Plant
6351 South Ocean Drive
Jensen Beach, Florida 34957

J. Scarola
Plant General Manager
St. Lucie Nuclear Plant
6351 South Ocean Drive
Jensen Beach, Florida 34957

Mr. Kerry Landis
U.S. Nuclear Regulatory Commission
101 Marietta Street, N.W. Suite 2900
Atlanta, Georgia 30323-0199

Mr. T. F. Plunkett
President - Nuclear Division
Florida Power and Light Company
P.O. Box 14000
Juno Beach, Florida 33408-0420

E. J. Weinkam
Licensing Manager
St. Lucie Nuclear Plant
6351 South Ocean Drive
Jensen Beach, Florida 34957

MEETING ATTENDEES

ST. LUCIE THERMOLAG SCHEDULE MEETING

March 4, 1997

NAME	ORGANIZATION
LEN WIENS	NRC/NRR/PD II-3
PAT MADDEN	NRC/NRR/DSSA/SPLB
L.B. Marsh	BC/SPLB "
E.J. WEINKAM	Licensing Manager, St. Lucie, FPL
Leon Whitney	FPES/SPLB/NRR
Joel Munday	NRC/Resident Inspector/St Lucie
Daniel DUDINOT	NRC/NRR/DSSA/SPLB
FREDERICK J. HEBDON	NRC/NRR/PD II-3
Bob McDaniel	Fire Prot. Supv / St. Lucie
ACHIN TEADARI	NRR
RAJ KUNDALKAR	FPL/V.P. Eng
JA STALL	FPL/SITE VP ST. LUCIE
C.R. BIBLE	FPL/ENG. MGR.
E.A. THOMPSON	FPL/PROJECT MGR. THERMOLAG
A.G. MENDOZA	FPL/ST. LUCIE PROJECT ENGINEER-THERMOLAG
MIKE SCHOPPMAN	FPL BETHESDA OFFICE

ENCLOSURE 1

THERMO-LAG UPGRADE PROJECT



FPL/NRC MEETING
MARCH 4, 1997

ST. LUCIE NUCLEAR PLANT
THERMOLAG UPGRADE PROJECT

Thermo-Lag Upgrade Project NRC Presentation

March 4, 1997

Agenda

I. Introduction

II. Fire Protection Program Overview

III. Safety Significance of Thermo-Lag Fire Barriers

IV. Unit 2 Containment

V. Unit 2 Reactor Auxiliary Building

VI. Unit 2 Summary

VII. Unit 1 Containment

VIII. Unit 1 Reactor Auxiliary Building

IX. Unit 1 Summary

X. Conclusion

ST. LUCIE NUCLEAR PLANT
THERMOLAG UPGRADE PROJECT

I. Introduction

- Purpose

  To discuss the schedule for Thermo-Lag fire barrier modifications at the St. Lucie Plant

- FPL wants to bring the Thermo-Lag issue to closure quickly
  - Significant progress made with implementation underway
  - Implementing major portion of work on previous schedule
  - Safe plant operations during implementation is paramount
  - Design and implementation efforts are extensive
  - New management assigned to expediously complete the effort

- FPL's efforts to expedite Unit 1 Steam Generator Replacement has impacted other plant work efforts, including Thermo-Lag
  - Unit 1 Steam Generator Replacement is most significant safety improvement in progress at FPL
  - FPL has accelerated the Steam Generator outage by six months
  - Impact to original Thermo-Lag schedule is small

- Safety significance of Thermo-Lag fire barriers is low
  - Fire Protection Program provides defense in depth
  - Significant focus on fire prevention limits risk
  - Effective program controls on transient combustibles
  - Affected areas have low in-situ combustible loads
  - Extensive suppression systems provided on Unit 2
  - Rapid fire team response and control
  - Thermo-Lag barriers provide substantial level of fire barrier protection

ST. LUCIE NUCLEAR PLANT
THERMOLAG UPGRADE PROJECT

I. Introduction--con't

- Proposed Schedule
  - St. Lucie Unit 2
    - Complete Containment and outage related modifications during Spring 1997 Refueling Outage
    - Complete non-outage modifications in 1997
    - Submit final report by June 30, 1998
    - Original schedule was completion by end of Spring 1997 Refueling Outage (May 1997)
    - Seven month schedule change
  - St. Lucie Unit 1
    - Complete all Thermo-Lag modifications inside containment and currently identified outage modifications during Fall 1997 Steam Generator/Refueling Outage
    - Complete non-outage Thermo-Lag modifications in 1998
    - Complete any other outage related Thermo-Lag modifications in Fall 1999 Refueling Outage (contingency)
    - Submit final report within 180 days after the outage
    - Original schedule was completion by end of Steam Generator/Refueling Outage
    - Steam Generator Replacement previously scheduled for April - June 1998
    - Effectively a 6 month schedule change

ST. LUCIE NUCLEAR PLANT
THERMOLAG UPGRADE PROJECT

II. Fire Protection Program Overview

- St. Lucie Fire Protection Program assures fire risk is low using a defense in depth strategy

- Fire prevention is first line of defense
  - Low in-situ combustible loadings
  - Transient combustible controls program
  - Ignition sources minimized
  - Hot work permit process
  - Passive design features

- Fire detection and mitigation
  - Fire detection systems provided in affected areas
  - Fire barrier breech permit process
  - Roving fire watch
  - Automatic fire suppression systems provided
    - Unit 2 has extensive coverage
    - Pre-action sprinkler
    - Deluge
    - Wet pipe systems
    - Halon systems
  - Trained fire brigade
    - Fire extinguishers
    - Manual hose stations
    - Yard hydrants
  - Passive design features
    - Fire rated barriers
    - Penetration seals
    - Fire doors
    - Fire dampers

ST. LUCIE NUCLEAR PLANT
THERMOLAG UPGRADE PROJECT

III. Safety Significance of Thermo-Lag Fire Barriers

- Existing Thermo-Lag fire barriers provide a substantial level of fire resistance
  - Approximately 50% of original fire rating provided in most cases based on plant installations and testing results
  - Surveillance and repair of existing Thermo-Lag fire barriers continued
- Combustibility and ampacity derating for existing configurations have been evaluated
- Compensatory measures taken
  - Roving hourly fire watch
  - Fire detectors verified operable
  - Containment temperatures monitored hourly
- Thermo-Lag fire barriers are only one part of plant's comprehensive Fire Protection Program
- Thermo-Lag fire barriers installed in containments and reactor auxiliary buildings
  - Open nature of containments limit potential fire impact
  - Low in-situ combustibles in affected reactor auxiliary building areas
  - Detection and suppression installed in many affected reactor auxiliary building areas
  - Both buildings are low fire risk areas
- Safety significance of Thermo-Lag fire barriers is low

ST. LUCIE NUCLEAR PLANT
THERMOLAG UPGRADE PROJECT

IV. Unit 2 Containment

- Upgrades proceeding on existing schedule with no change proposed
- Scope
  - Thermo-Lag 330-1 used as radiant energy shield inside Containment
    - 41 feet of conduit
    - 439 square feet of wall
- Modifications
  - Stainless steel overlay on conduit protected by Thermo-Lag
    - Overlay 24 gauge thick stainless steel sheet metal
    - Banded and pop riveted to a snug fit
  - Thermo-Lag wall panels replaced with 16 gauge steel sheet metal
- Progress
  - Design package issued
  - Conduit materials on hand
  - Wall materials on order
  - Work packages prepared
  - High confidence in meeting commitment
- Proposed Schedule
  - Implement during Spring 1997 refueling outage
  - Consistent with existing commitment

ST. LUCIE NUCLEAR PLANT
THERMOLAG UPGRADE PROJECT

V. Unit 2 Reactor Auxiliary Building

- Outage portion to be completed on original schedule
- Non-outage portion to be completed by the end of 1997
- Scope
  - Thermo-Lag 330-1 is used as a 1 hour and 3 hour rated fire barrier in various fire areas
  - 1 hour rated Thermo-Lag barriers are used for conduit protection
  - 3 hour rated Thermo-Lag barriers are used for conduit protection
  - Walls serve as fire area boundaries
  - Approximately 2300 feet of conduit
  - Approximately 3300 square feet of walls
  - Circuit analysis and walkdowns performed
  - Circuit analysis concluded that required length is significantly less
    - Approximately 1300 feet required for safe shutdown
  - Upgrades required to existing Thermo-Lag walls

ST. LUCIE NUCLEAR PLANT
THERMOLAG UPGRADE PROJECT

V. Unit 2 Reactor Auxiliary Building--con't

- Outage Modifications
  - Reroute 6 conduits (200 feet)
    - 1--480V ac power from vital MCC to battery charger
    - 1--120V ac from instrumentation bus to isolation cabinet
    - 2--125V dc from vital dc bus to control room controls
    - 2--125V ac from PORV contactors to penetrations
  - Constraints
    - Working over sensitive equipment and systems
    - Welding of supports in electrical rooms required
    - Scaffolding required
    - Heavily congested with equipment and raceways
    - Many interferences and tight working conditions
    - Dust protection required
    - Requires close coordination with operations
  - Areas Affected
    - A Train DC Equipment Room
    - Cable Spreading Room
    - A Switchgear Room
    - A & B Electrical Penetration Rooms
  - Progress
    - Initial design package issued
    - Final design package due March 1997
    - Materials on hand
    - Work packages in progress
    - Pre-outage portion in progress
    - High confidence in meeting current schedule
  - Proposed Schedule
    - Complete during the Spring 1997 Refueling Outage
    - Consistent with existing commitment

ST. LUCIE NUCLEAR PLANT
THERMOLAG UPGRADE PROJECT

V. Unit 2 Reactor Auxiliary Building--con't

- Non-outage Modifications
  - Upgrade approximately 1100 ft of Thermo-Lag fire barriers
    - Addresses 23 conduits
    - Supports and associated interfering/intervening commodities also require upgrade
  - Upgrade 3300 square feet of Thermo-Lag walls
  - Implementation Constraints
    - Work near safety related and sensitive equipment
    - Extensive scaffolding required
    - Heavily congested with equipment and raceways
    - Many interferences and tight working conditions
    - Requires close coordination with operations
    - Implementation necesitates field design changes to address interferences
    - Large work force is limited by tight working conditions
    - Potential challenges to sensitive equipment dictate close management of smaller crews
    - Material needs identified during field implementation
      * 4-6 week lead time on Thermo-Lag materials
      * 2 week turn-around time on testing

ST. LUCIE NUCLEAR PLANT
THERMOLAG UPGRADE PROJECT

V. Unit 2 Reactor Auxiliary Building--con't

- Areas Affected
  - Electrical Penetration Rooms (140 feet)
  - East-West & North-South hallways (598 feet and walls)
  - A ECCS Pump Room (24 feet)
  - Entrance Corridor & Cable Loft Areas (331 feet and walls)
  - Cable Spreading Room/B Switchgear Room (18 feet and walls)
- Progress
  - Initial design package issued
  - Final design details to be issued in March 1997
  - Initial materials ordered
  - Implementation in progress
  - Training scheduled for second shift
  - High confidence in meeting proposed schedule
- Proposed Schedule
  - Complete implementation in 1997
  - Previous commitment was completion by end of Spring 1997 Refueling Outage (May 1997)

ST. LUCIE NUCLEAR PLANT
THERMOLAG UPGRADE PROJECT

VI. Unit 2 Summary

- Unit 2 upgrades will be completed in 1997
  - Containment and outage related upgrades to be completed on original schedule
  - Non-outage upgrades to be completed within 7 months of original schedule
- Significant design progress made and implementation underway
- Implementation schedule assures expeditious yet controlled effort to minimize potential challenge to unit
- FPL will complete modifications in 1997

ST. LUCIE NUCLEAR PLANT
THERMOLAG UPGRADE PROJECT

VII. Unit 1 Containment

- Upgrades proceeding on existing schedule with no change proposed
- Scope
  - Thermo-Lag 330-1 used as radiant energy shield inside Containment
    - Approximately 400 square feet of wall
- Modifications
  - Thermo-Lag wall panels replaced with 16 gauge steel sheet metal
- Progress
  - Design package due August 1997
  - Work scope is limited
  - High confidence in meeting proposed schedule
- Proposed Schedule
  - Implement during Fall 1997 Steam Generator Replacement outage
  - Consistent with existing commitment
  - Implementation moved up with accelerated schedule for Steam Generator Replacement outage

ST. LUCIE NUCLEAR PLANT
THERMOLAG UPGRADE PROJECT

VIII. Unit 1 Reactor Auxiliary Building

- Identified outage portion to be completed on original schedule (by end of Steam Generator Replacement outage)
- Non-outage portion to be completed six months later than original schedule (by the end of 1998)
- Complete emergent outage related modifications in Fall 1999 refueling outage (contingency)
- Scope
  - Thermo-Lag 330-1 is used as a 1 hour and 3 hour rated fire barrier in various fire areas
  - 1 hour rated Thermo-Lag barriers used for conduit protection
  - 3 hour rated Thermo-Lag barriers are used for conduit protection
  - Walls serve as fire area boundaries
  - Approximately 2000 feet of conduit
  - Approximately 3300 square feet of walls
- Progress
  - Preliminary circuit analysis performed
    - Approximately 1250 feet required for safe shutdown
  - Conceptual design modifications identified
  - Final scope of modifications to be confirmed upon completion of circuit analysis verification

ST. LUCIE NUCLEAR PLANT
THERMOLAG UPGRADE PROJECT

VIII. Unit 1 Reactor Auxiliary Building--con't

- Non-outage Modifications
  - Upgrade approximately 1000 feet of Thermo-Lag fire barriers
    - Addresses 22 conduits
    - Supports and associated interfering/intervening commodities also require upgrade
  - Upgrade 3300 square feet of Thermo-Lag walls
  - Engineering Constraints
    - 9,200 engineering manhours required
  - Implementation Constraints
    - Work near safety related and sensitive equipment
    - Extensive scaffolding required
    - Heavily congested with equipment and raceways
    - Many interferences and tight working conditions
    - Requires close coordination with operations
    - Implementation necesitates field design changes to address interferences
    - Potential challenges to sensitive equipment dictate close management of smaller crews
    - Material lead time

ST. LUCIE NUCLEAR PLANT
THERMOLAG UPGRADE PROJECT

VIII. Unit 1 Reactor Auxiliary Building--con't

- Areas Affected
  - East-West hallways (150 feet and walls)
  - Electrical Penetration Rooms (270 feet)
  - Entrance Corridor and Cable Loft Areas (286 feet and walls)
  - B Train DC Equipment Room (walls)
  - Cable Spreading Room (316 feet and walls)
  - A Switchgear Room and HVAC Room (189 feet)
  - B Switchgear Room (walls)
  - Charging Pump Room (42 feet)

- Proposed Schedule
  - Complete implementation in 1998
  - Previous commitment was completion by end of Steam Generator/Refueling Outage
  - Prior Steam Generator Replacement scheduled for April - June 1998
  - Steam Generator Replacement moved up to commence in October 1997

ST. LUCIE NUCLEAR PLANT
THERMOLAG UPGRADE PROJECT

VII. Unit 1 Reactor Auxiliary Building--con't

- Outage Modifications
  - Reroute 5 conduits (286 feet)
    - 2--120V ac power from inverter to instrumentation bus
    - 1--125V dc power from battery to static inverter
    - 2--125V dc power from battery to vital dc bus
  - Constraints
    - Working over sensitive equipment and systems
    - Welding of supports in electrical rooms
    - Scaffolding required
    - Heavily congested with equipment and raceways
    - Many interferences and tight working conditions
    - Requires close coordination with operations
  - Areas Affected
    - Cable Spreading Room
    - 1A Battery Room
  - Proposed Schedule
    - Complete identified outage modifications during Fall 1997 Steam Generator Replacement/Refueling Outage
    - Complete emergent outage related modifications in Fall 1999 Refueling Outage (contingency)
    - Previous commitment was completion by end of Steam Generator/Refueling Outage
    - Prior Steam Generator Replacement scheduled for April - June 1998
    - Steam Generator Replacement moved up to commence in October 1997

ST. LUCIE NUCLEAR PLANT
THERMOLAG UPGRADE PROJECT

IX. Unit 1 Summary

- Unit 1 upgrades to be completed by end of 1998
  - Containment and identified outage related upgrades to be completed on original schedule
  - Contingency of Fall 1999 refueling outage included in proposed schedule for any late identified outage scope only
- Original schedule was accelerated 6 months due to Steam Generator Replacement being accelerated
- Non-outage upgrades to be completed within 6 months of original schedule
- Initial design effort completed; detailed design work remains
- Implementation schedule assures expeditious yet controlled effort to minimize potential challenge to unit

ST. LUCIE NUCLEAR PLANT
THERMOLAG UPGRADE PROJECT

X. Conclusion

- Approximately 60% of work being completed in 1997; balance in 1998
- Planned work completion within 7 months of original schedule
- Acceleration of Steam Generator Replacement and its safety significance has resulted in schedule adjustment
- Implementation schedule reflects expeditious effort to complete upgrades
- Implementation sufficiently controlled to assure adequate supervisory oversight of work and minimize potential risks associated with work in vicinity of sensitive equipment
- New management team and developed plan provides high level of confidence in completing effort on schedule

ST. LUCIE NUCLEAR PLANT
THERMOLAG UPGRADE PROJECT

FPL Attendees

Art Stall	Vice President - St. Lucie
Raj Kundalkar	Vice President - Engineering
Ed Weinkam	Licensing Manager - St. Lucie
Carl Bible	Engineering Manager - St. Lucie
Liz Thompson	Thermo-Lag Project Manager - Engineering
Tony Menocal	Project Engineer - St. Lucie
Bob McDaniel	Fire Protection Supervisor - St. Lucie
Mike Schoppman	Licensing Engineer - Licensing

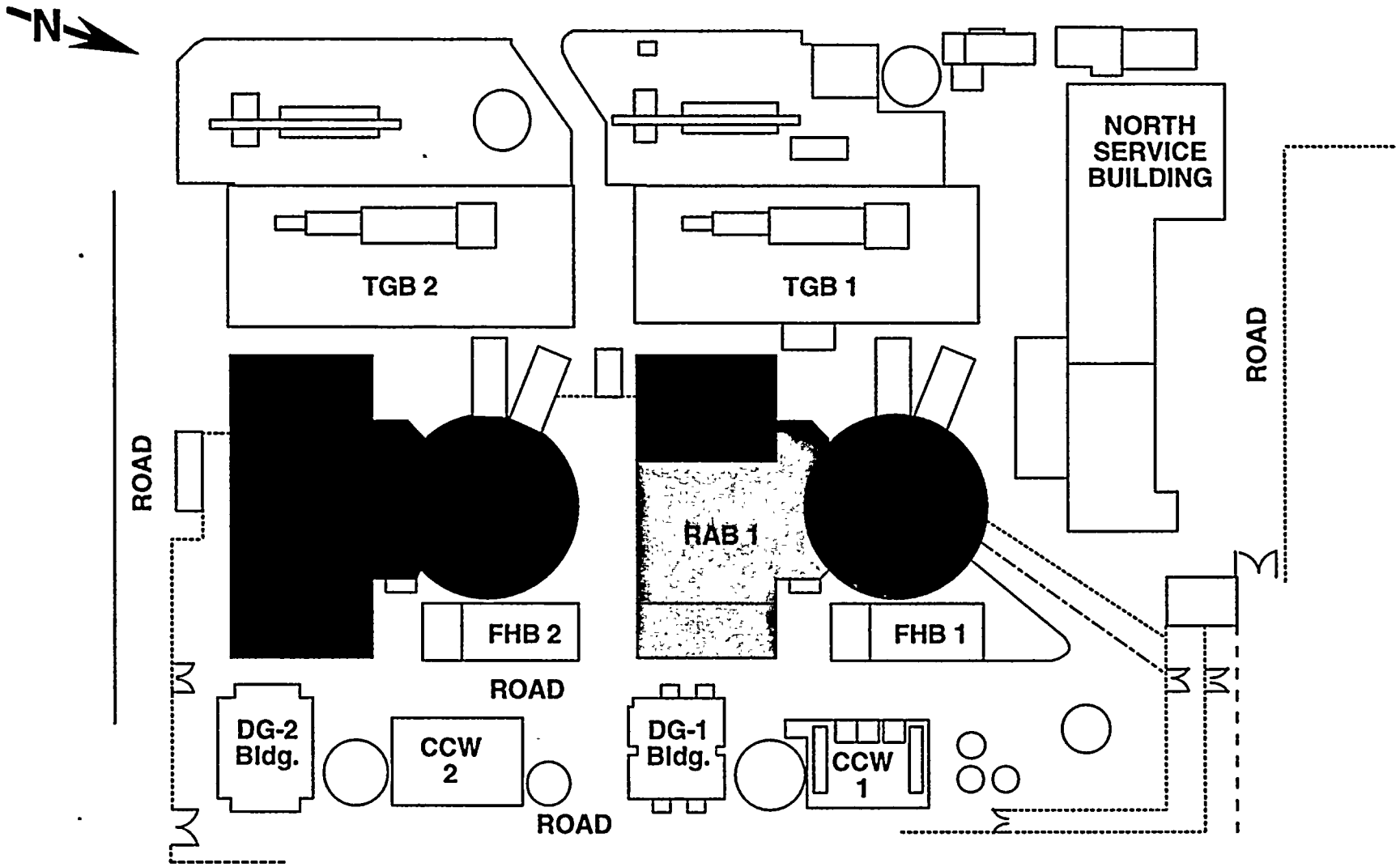

SCHEDULED TO COMPLETE IN 1997

SCHEDULED TO COMPLETE IN 1998

NOTE:
1999 OUTAGE RESERVED ONLY AS CONTINGENCY FOR ANY LATE IDENTIFIED OUTAGE SCOPE

DRAWING NOT TO SCALE	FOR INFORMATION ONLY THIS DOCUMENT IS NOT CONTROLLED. BEFORE USE, VERIFY INFORMATION WITH A CONTROLLED DOCUMENT.	FPL	ST. LUCIE NUCLEAR PLANT THERMO-LAG UPGRADE PROJECT

FPL

THERMO-LAG TIMELINE

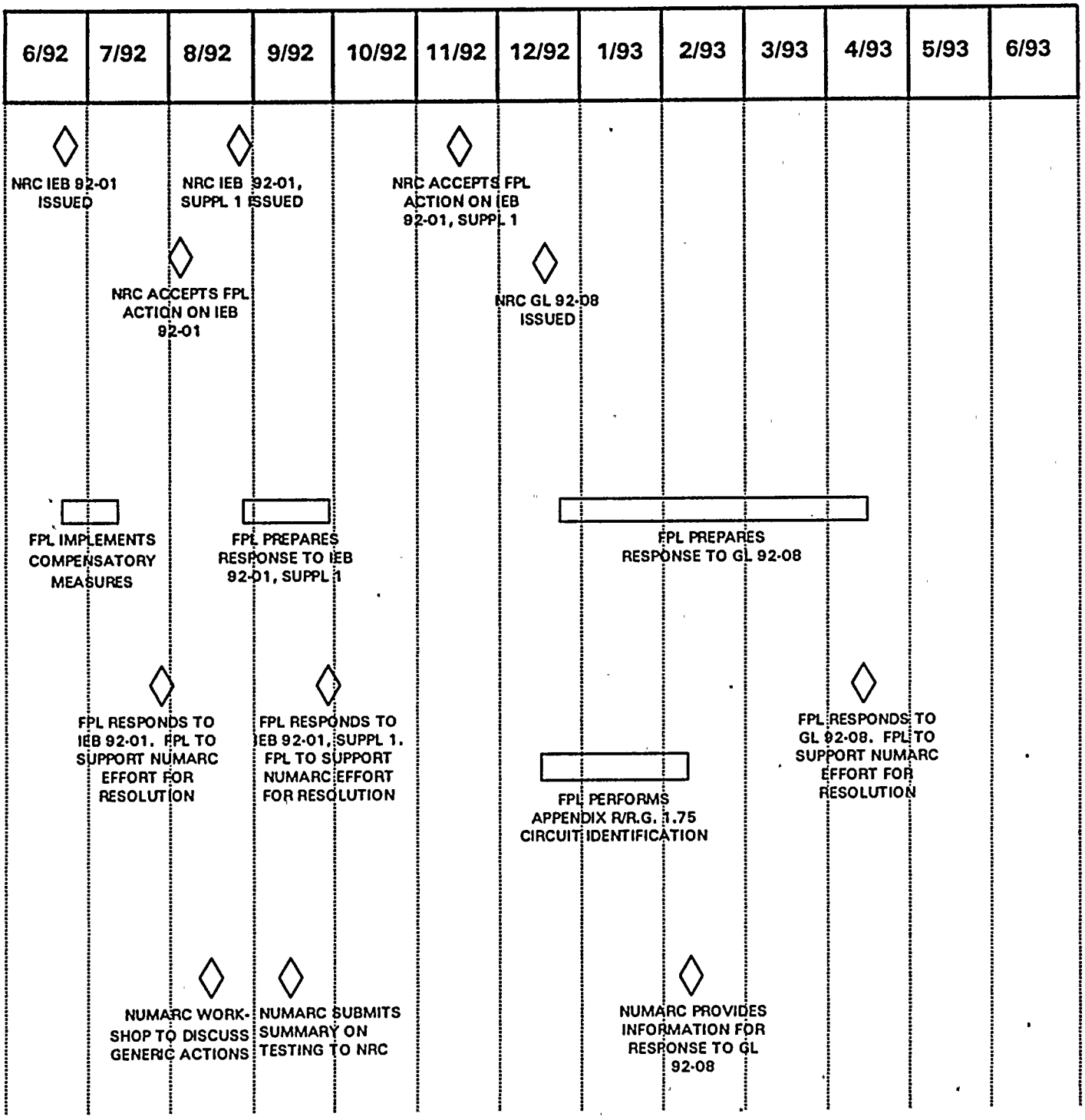

FPL

THERMO-LAG TIMELINE

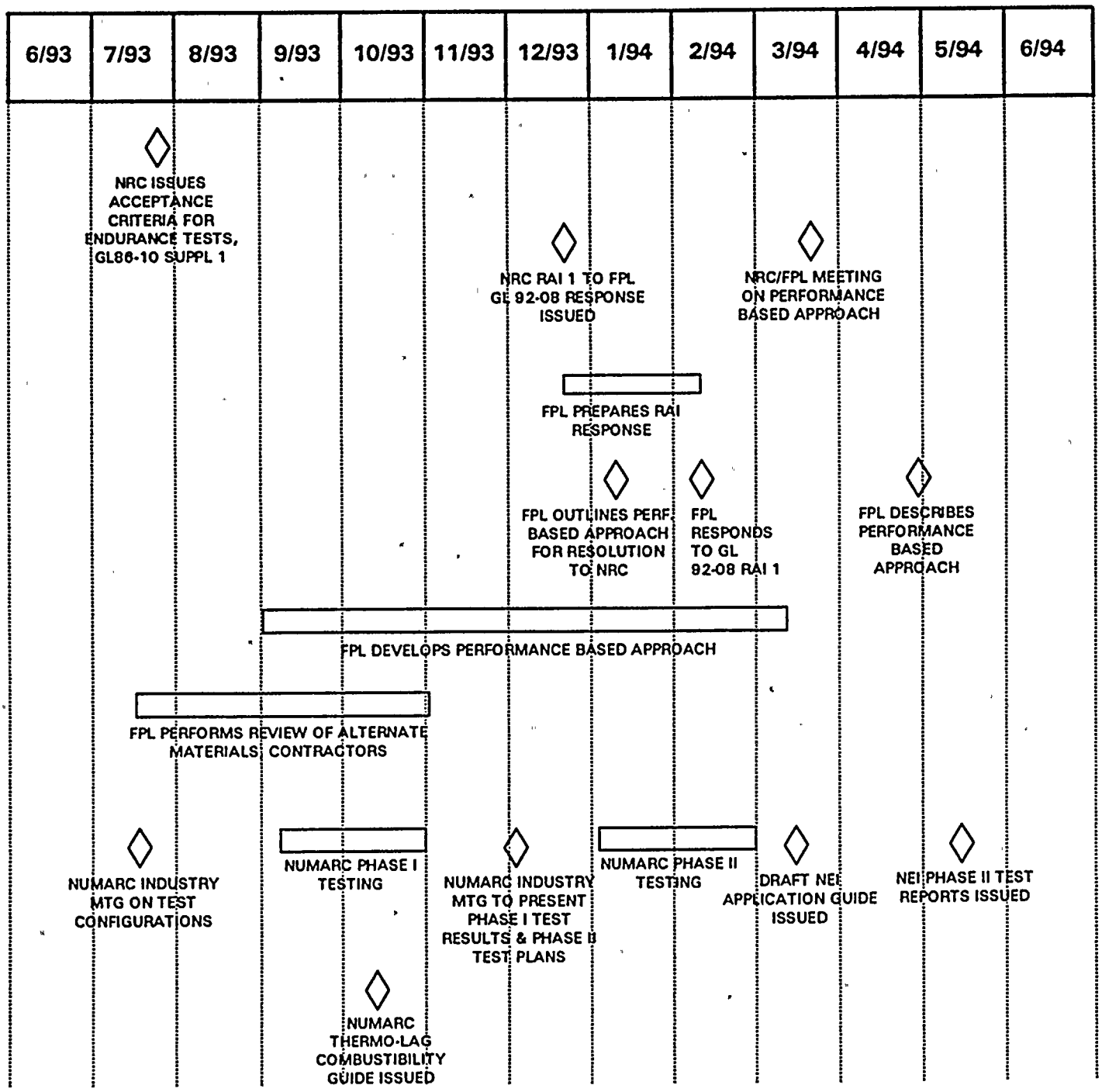

FPL

THERMO-LAG TIMELINE

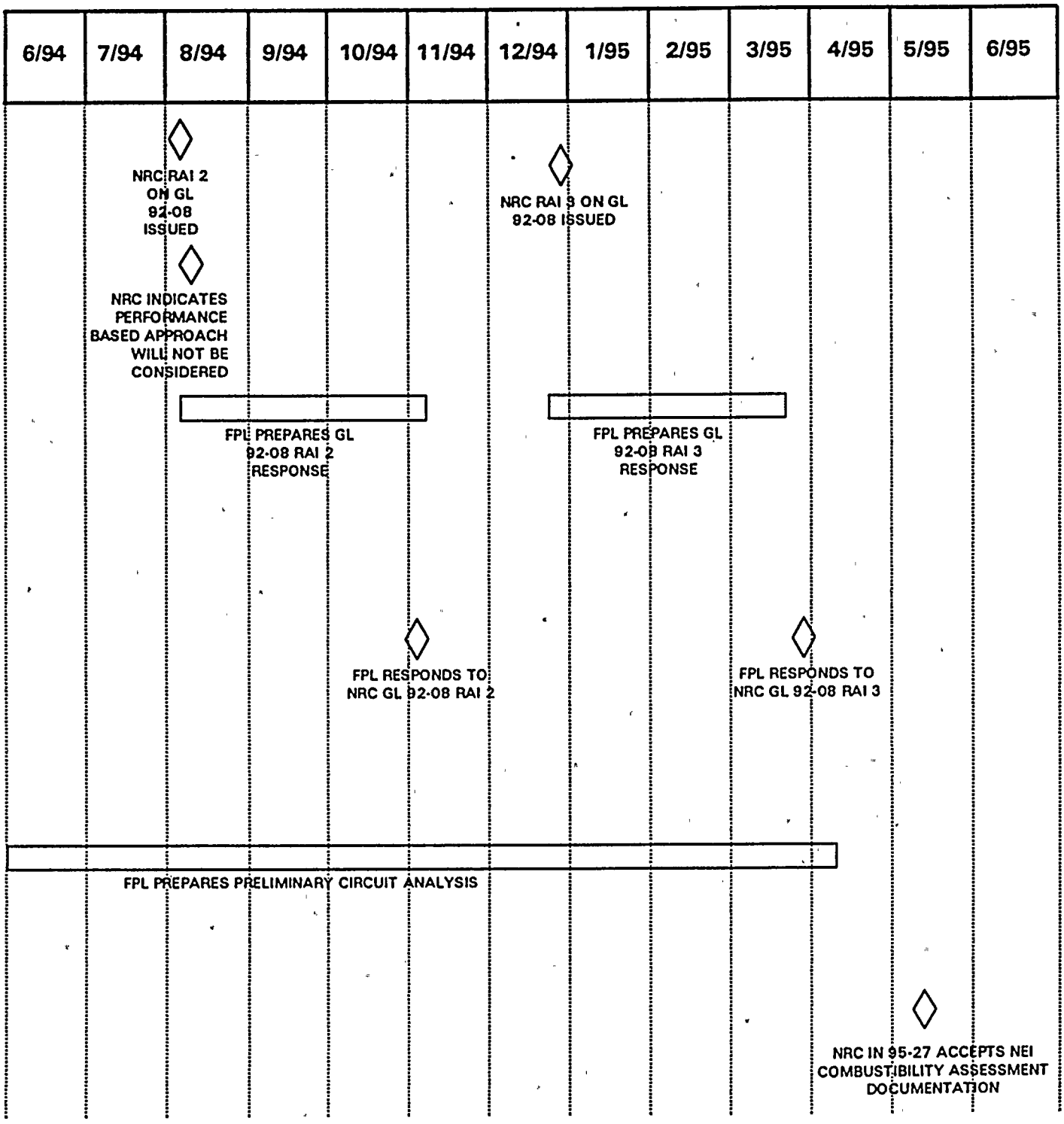

FPL

THERMO-LAG TIMELINE

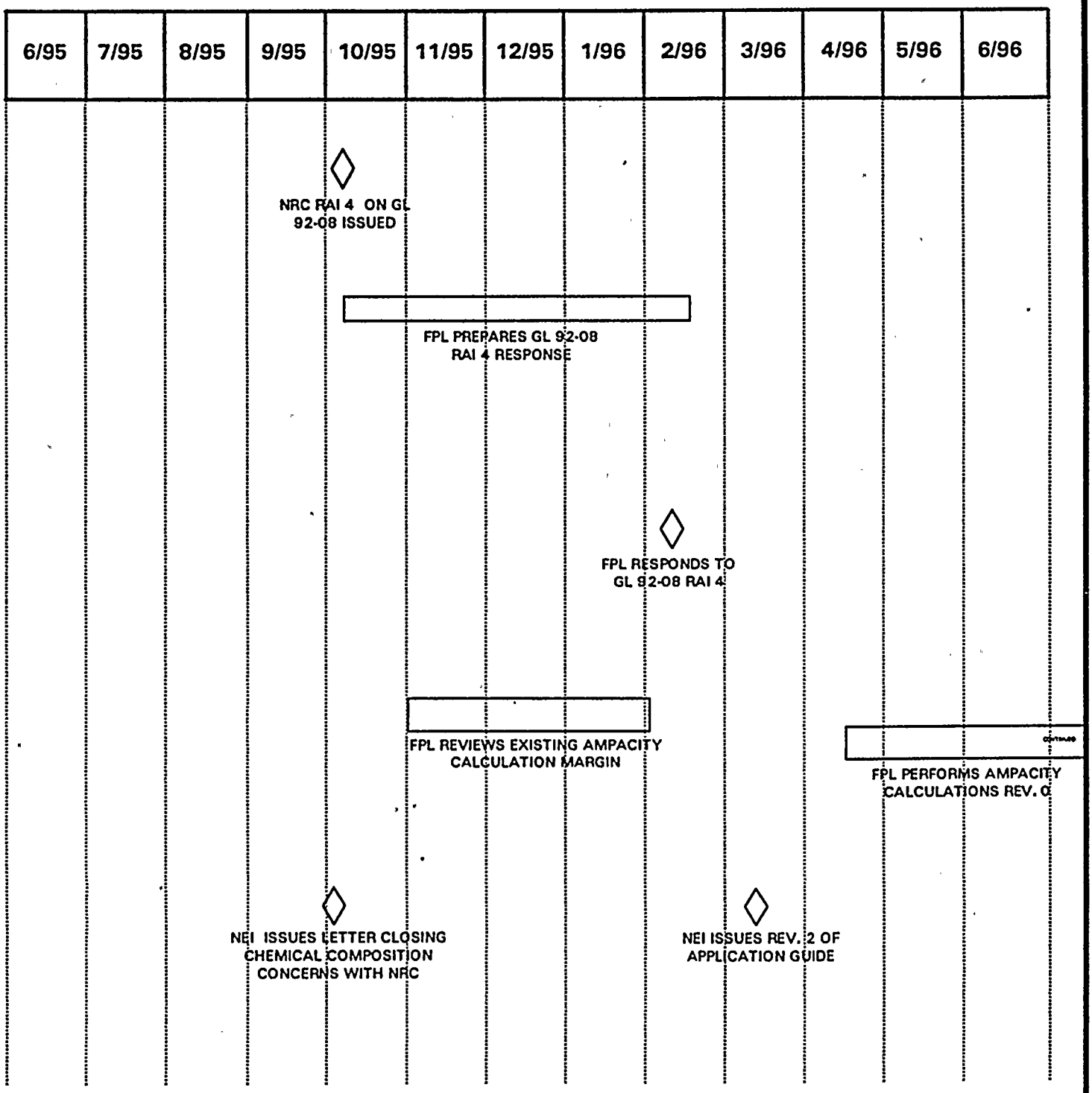
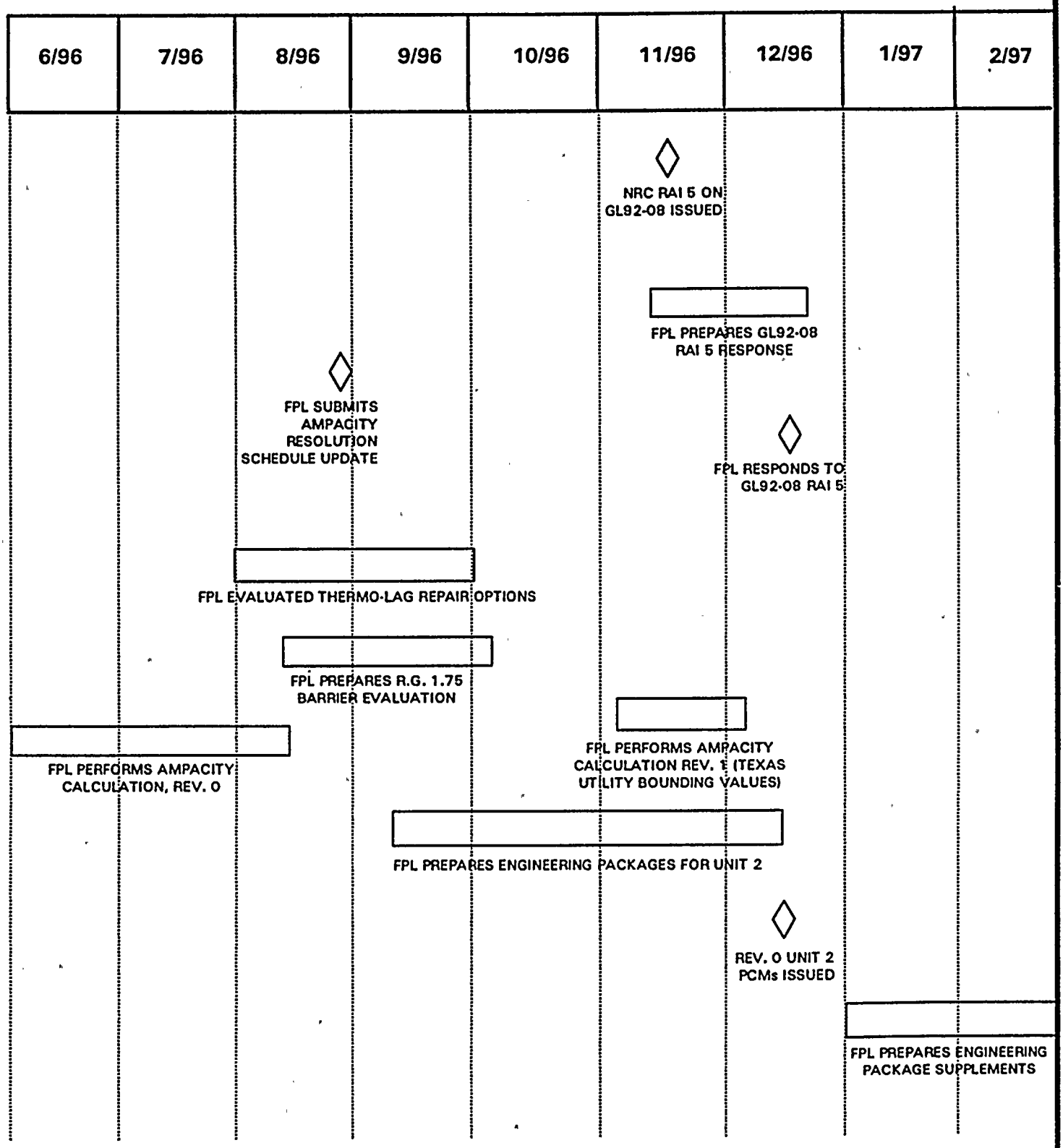
THERMO-LAG TIMELINE