2998-G-413 SH. 8

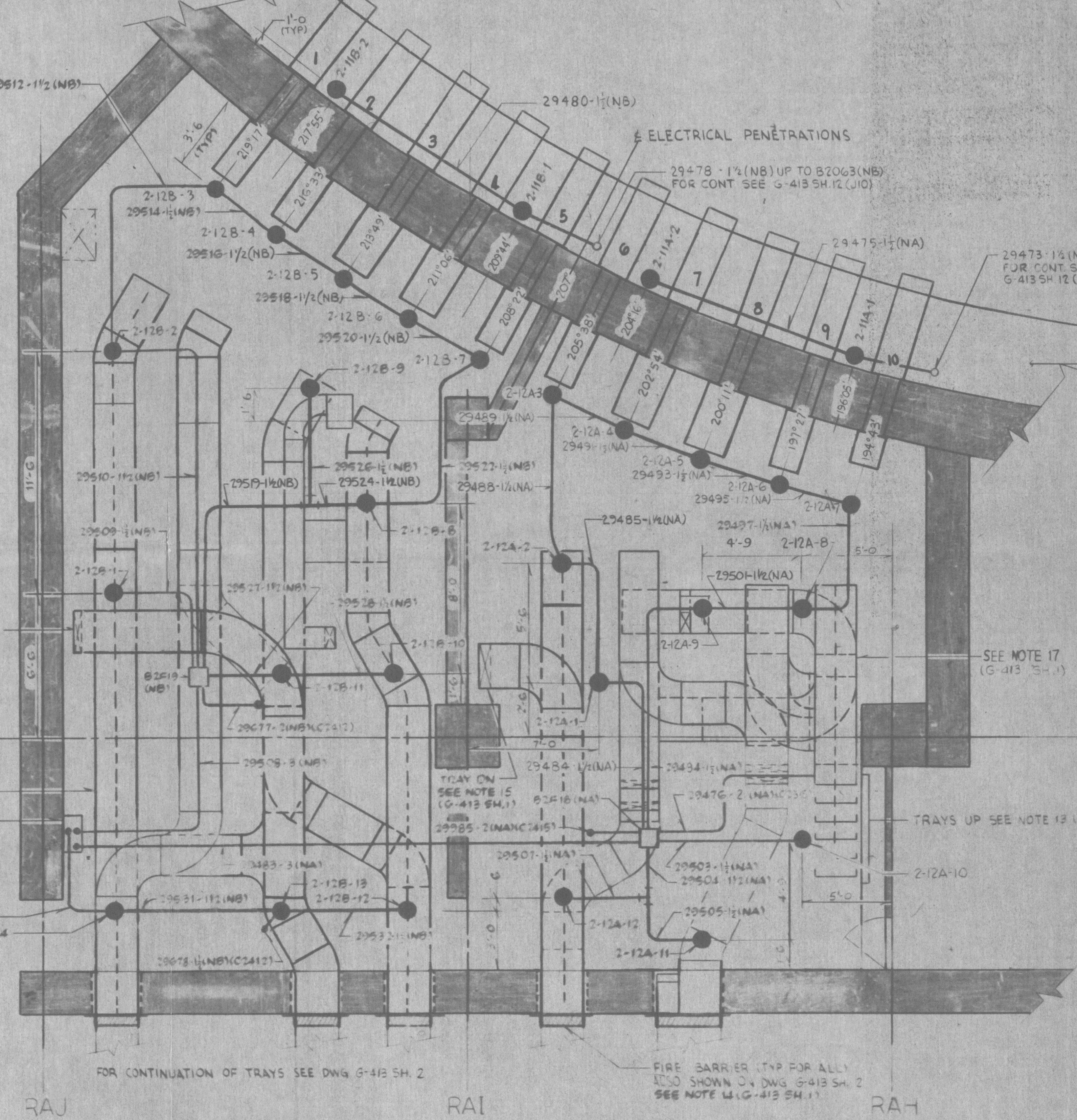

PLAN EL 19'-6
ELECT PENET RM REACTOR AUX BLDG
1/4" = 1'-0

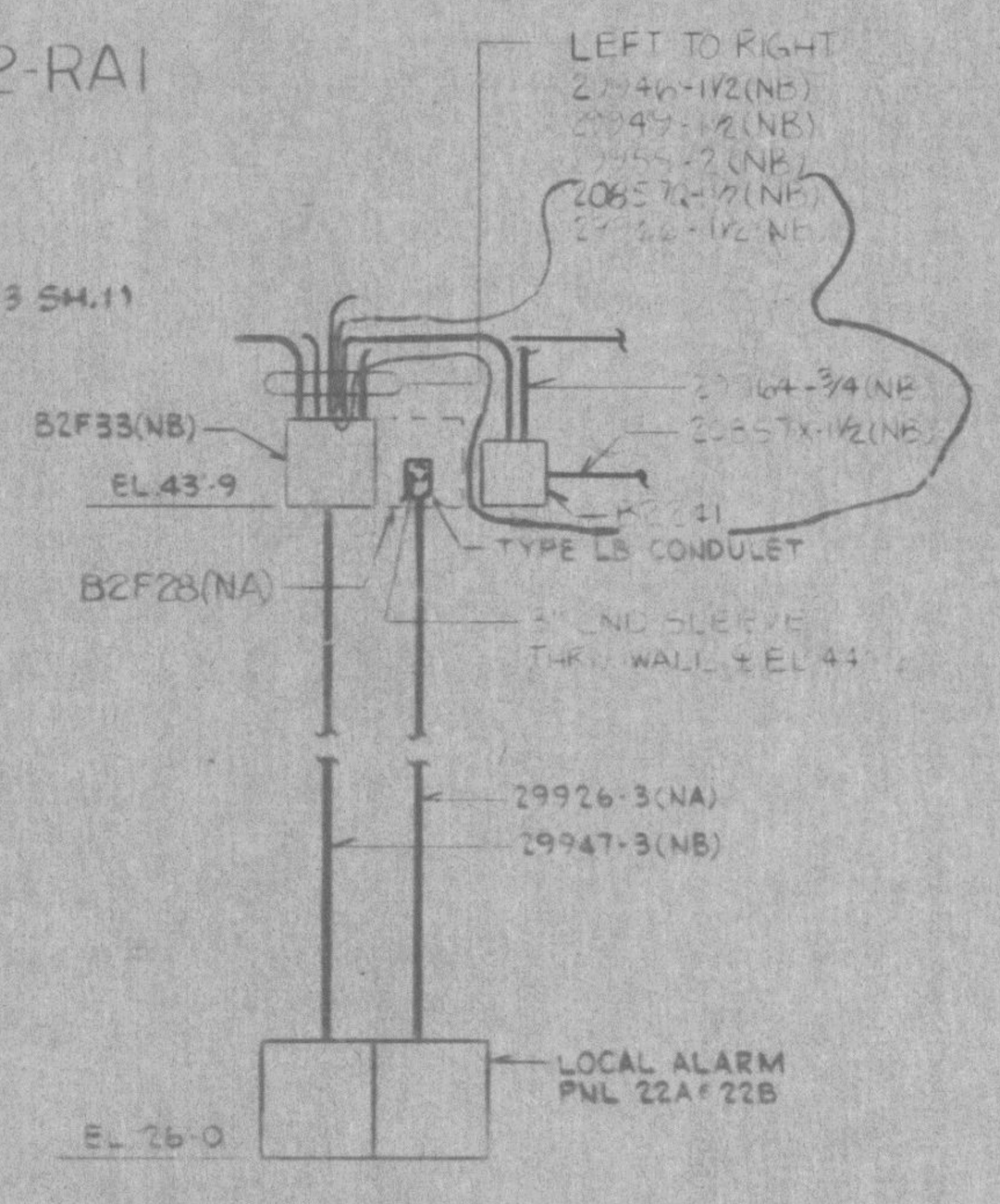

SECTION A (L12)
1/4" = 1'-0

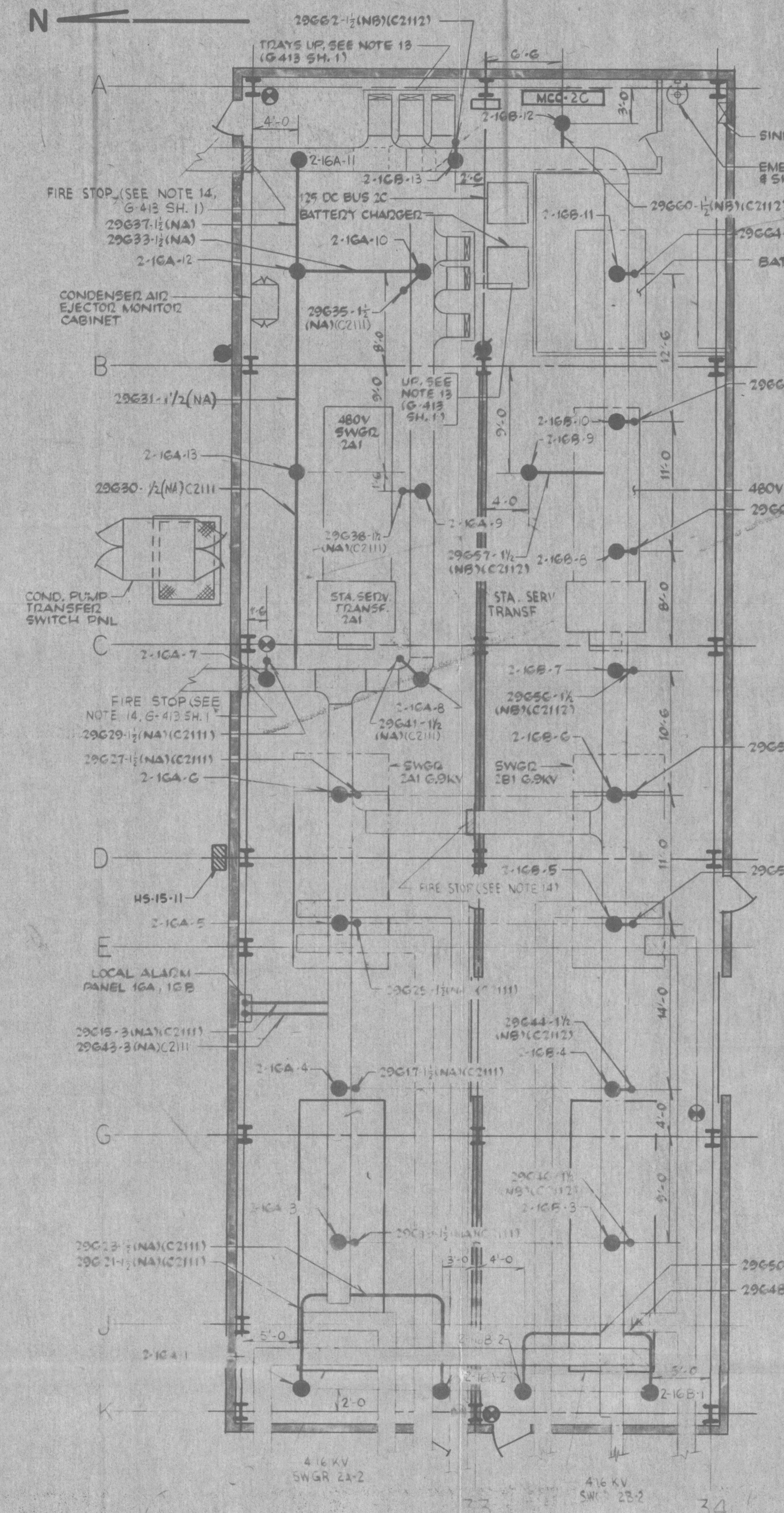

PLAN
TURB BLDG SWGR RM.
1/8" = 1'-0

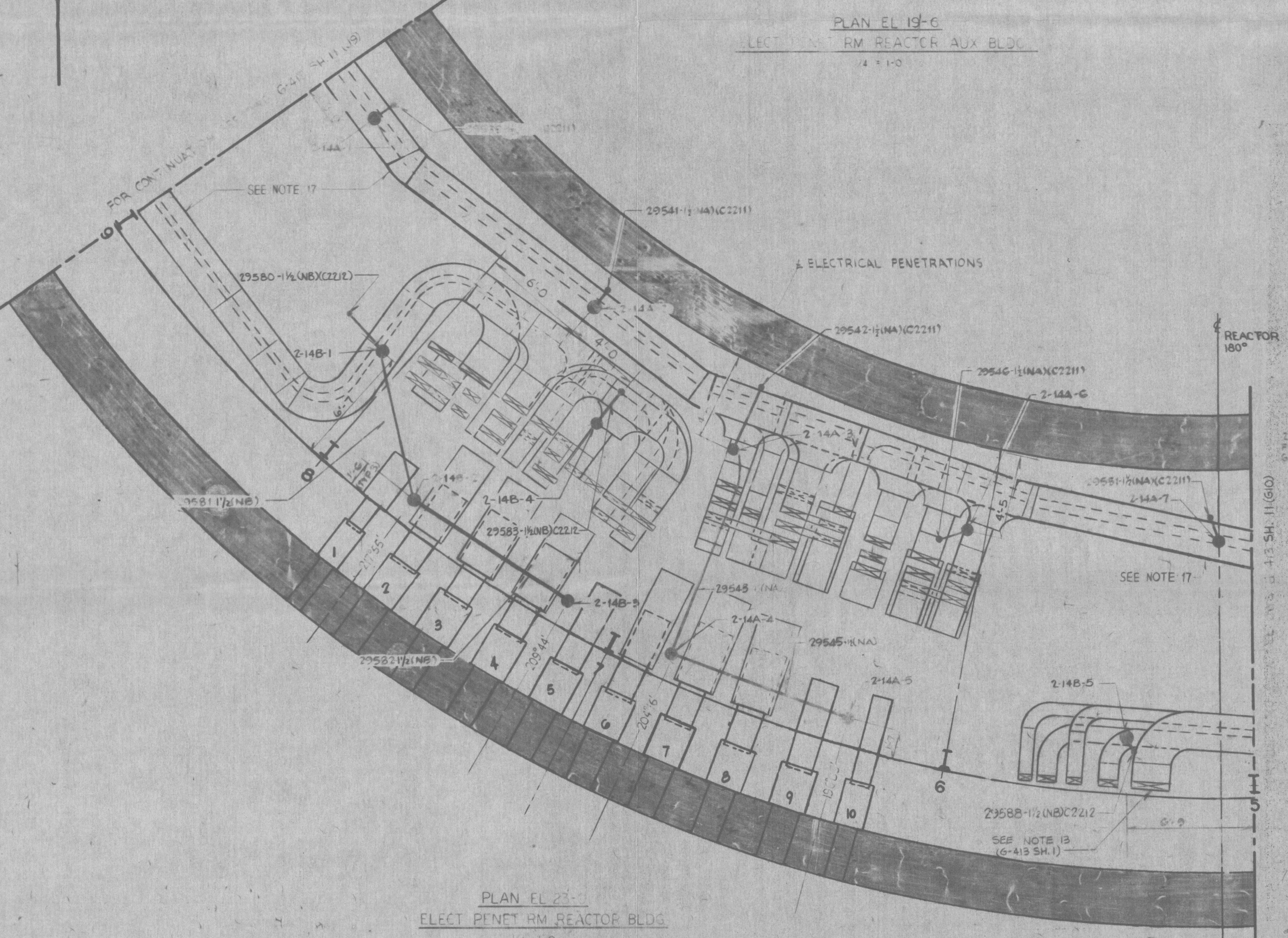

PLAN EL 23'-0
ELECT PENET RM REACTOR BLDG
1/4" = 1'-0

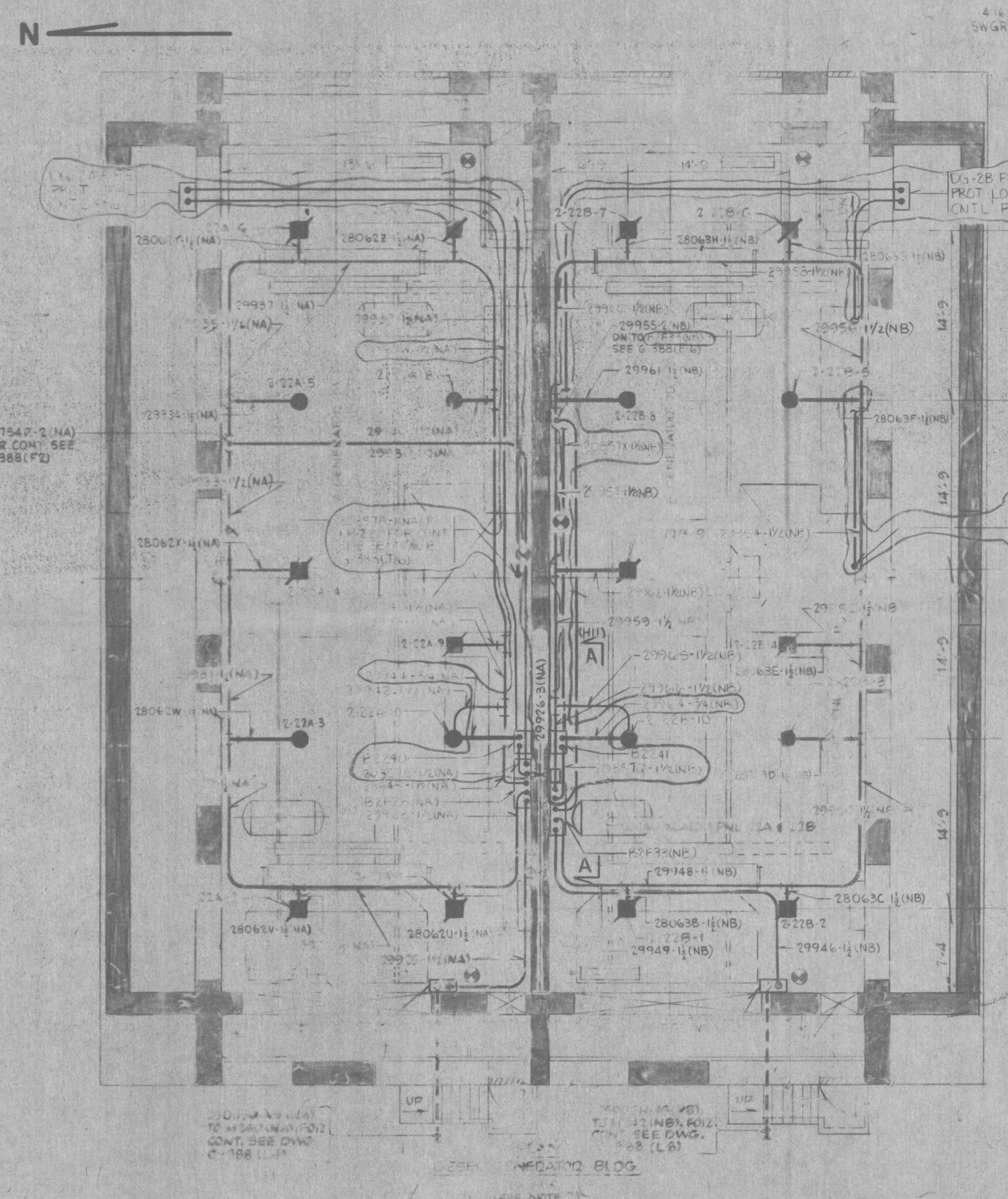

NOTES:
1. FOR ADDITIONAL NOTES, SYMBOLS & REFERENCE DWGS. SEE DWG. 2998-G-413 SH.1.
2. THE DOCUMENTS SUCH AS FCR'S, DCN'S, ETC WRITTEN AGAINST THIS DRAWING ARE LISTED ON DWG 2998-B-421, SH. 413-8.0.

INFORMATION ONLY
VERIFY WITH A CONTROLLED COPY BEFORE USE

BEST PRINT POSSIBLE

THIS DRAWING REVISED BY	
DCN	FCR

RECEIVED
JUN 9 1983
D.C.

E

PRC APERTURE CARD

Docket # 50-389
Control # 8401040538
Date 8/12/83 of Document
REGULATORY DOCKET FILE

8401040576

NO.	DATE	REVISION	BY	CH.	APPROVED		
5	4-12-83	ADDED: EQUIP & ASSOC. CND (I10 THRU M12, I14 THRU M12, I14 THRU K14) REVISED: SECT (H11); BOX NO (J13).	V BEARD	M.A. PERAZA	JH		
4	12-15-82	ADDED: NOTE (G18) REVISED: TURB BLDG SWGR RM TRAY LAYOUT (H16); RCB ELECT PENET RM TRAY LAYOUT (N4); RAB ELECT PENET RM TRAY LAYOUT (H6).	V BEARD	M.A. PERAZA	JH		
3	3-17-82	REVISED: DETECTOR LOC. (J-3, K-5, L6 & 8, M-6)	JE	TV	JH		
2	4-20-81	ADDED: CND (K9 TO L12, K12 TO L12, J10, J11, J12, J13, K10, K13, L10, L13, M10, M11, M12, M13), SECTION (H11, L12) REVISED: CND (B7 TO C10, E5, F8, J10 TO M13), CND SIZE (F4, F6, F8, J11, J13), DET LOC (L11, L13), CND NO. (J10); DELETED: CND. (F6, C4 TO F?), BOX (C4)	TV	RER			
1	9-23-80	ADDED: DETECTOR LOC. (A5, A14, B5, B6, C6, C7, C8, D9, K3, L4, M5, M6); CND (F6); NOTE (...) REVISED: CND (A14, B5, B7, B9, B13, B15, B16, B17, C5, C6, C13, C14, C17, D4, D6, D7, D8, D15, C3, D16, E7, E8, E13, E17, F5, F7, F8, F13, F15, F16, G13, G15, G16, G17, I4, I5, J2, J4, J6, J7, J10, J11, J12, J14, K2, K8, K10, K14, L3, L5, L6, L10, L11, L13, L14, M7, M10, M11, M13, M14, N10); DET. TYPE (J11, J12, J13, K11, K12, K13, L11, L12, L13, M11, M12, M13); DET. LOC. (D8, H14, H15, H16, I3, J4, K5, K7, M8); DET. NO. (A15, B14, B15, C14, C15, C16, D8, D15, D16, F14, F16, G14, G16, H14, H15, H16); NOTE (B13, D14, E3, K9) DELETED: CND (C15, D7, J4, J11, J13, K4, C3, K11, K13, L7, L8, L11, L13); BOX (D7, K5, L8); DIM (F14, M12), NOTE (G18)	P. JOHNSON	R. DESOUZA		AS	

THIS DOCUMENT IS THE PROPERTY OF EBASCO SERVICES INCORPORATED. ITS USE IS EXPRESSLY RESTRICTED BY THE TERMS OF THE CONTRACT, DATED AS OF SEPT. 1, 1975 BETWEEN EBASCO SERVICES INCORPORATED AND FLORIDA POWER & LIGHT COMPANY.

FLORIDA POWER & LIGHT COMPANY
ST. LUCIE PLANT
1983 - 890 MW (e) EXTENSION-UNIT NO. 2
REACTOR AUXILIARY BUILDING
FIRE DETECTION SYSTEM
CONDUIT LAYOUT
MISC. AREAS

EBASCO SERVICES INCORPORATED NEW YORK

SCALE | APPROVED | DATE 5-29-79
DIV. ELEC.
DR.
CH.

2998-G-413
SH. 8