

REGULATORY INFORMATION DISTRIBUTION SYSTEM (RIDS)

ACCESSION NBR: 8009170279 DOC. DATE: 80/09/06 NOTARIZED: NO DOCKET #
 FACIL: 50-250 Turkey Point Plant, Unit 3, Florida Power and Light C 05000250
 50-251 Turkey Point Plant, Unit 4, Florida Power and Light C 05000251
 50-335 St. Lucie Plant, Unit 1, Florida Power & Light Co. 05000335
 AUTH. NAME: SCHMIDT, A.D. AUTHOR AFFILIATION: Florida Power & Light Co.
 RECIP. NAME: Office of Management and Program Analysis

SUBJECT: Forwards monthly operating reports for Aug 1980.

DISTRIBUTION CODE: A008S COPIES RECEIVED: LTR 1 ENCL 1 SIZE: 1715
 TITLE: Annual, Semi-Annual & Monthly Operating Reports (OL Stag

NOTES:

ACTION:	RECIPIENT ID CODE/NAME		COPIES		RECIPIENT ID CODE/NAME		COPIES	
			LTTR	ENCL			LTTR	ENCL
ACTION:	VARGA, S.	04	7	7	CLARK, R.	04	7	7
INTERNAL:	AEOD		1	1	D/DIR, HUM FAC 07		1	1
	DIR, HUM FAC	08	1	1	I&E	06	2	2
	MPA	13	2	2	NRC PDR	02	1	1
	OP EX EVAL BR09		1	1	OR ASSESS BR 10		1	1
	REG FILE	01	1	1				
EXTERNAL:	ACRS	11	1	1	BROOKHAVEN	12	1	1
	LPDR	03	1	1	NSIC	05	1	1

SEP 18 1980

TOTAL NUMBER OF COPIES RECEIVED: LTR 31 ENCL 31

MR

60

SEP 14 1980



September 6, 1980

50-250
50-251
50-335

Office of Management Information
and Program Controls
U. S. Regulatory Commission
Washington, D. C. 20555

Gentlemen:

Attached are the August, 1980, Operating Status Reports
for Turkey Point Unit Nos. 3 and 4 and St. Lucie Unit
No. 1.

Very truly yours,

A. D. Schmidt
Vice President
Power Resources


VTC/ddc

cc: Mr. James P. O'Reilly
Robert Lowenstein, Esquire

8009170279

MR

A008
S. J.
SD



AVERAGE DAILY UNIT POWER LEVEL

DOCKET NO. 50 - 250
Turkey Point
 UNIT Unit No. 3

DATE Sept. 6, 1980

COMPLETED BY V. T. Chilson

TELEPHONE (305) 552-3824

MONTH AUGUST, 1980

DAY	AVERAGE DAILY POWER LEVEL (MWe-Net)	DAY	AVERAGE DAILY POWER LEVEL (MWe-Net)
1	643	17	653
2	639	18	650
3	636	19	647
4	637	20	653
5	646	21	647
6	576	22	650
7	503	23	652
8	664	24	656
9	658	25	657
10	655	26	652
11	658	27	645
12	656	28	642
13	656	29	643
14	656	30	644
15	649	31	648
16	656		

NOTE: Average daily power level greater than 646 MWe due to cooler condenser cooling water.

INSTRUCTIONS

On this format, list the average daily unit power level in MWe-Net for each day in the reporting month. Compute to the nearest whole megawatt.

OPERATING DATA REPORT

DOCKET NO. 50-250
 DATE Sept. 6, 1980
 COMPLETED BY V.T. Chilson
 TELEPHONE (305) 552-3824

OPERATING STATUS

1. Unit Name: Turkey Point Unit No. 3
2. Reporting Period: August, 1980
3. Licensed Thermal Power (MWt): 2200
4. Nameplate Rating (Gross MWe): 760
5. Design Electrical Rating (Net MWe): 693
6. Maximum Dependable Capacity (Gross MWe): 680
7. Maximum Dependable Capacity (Net MWe): 646

Notes - Unit No. 3 operated at approximately 100% R.P., except for outage of Aug. 6-7, 1980

8. If Changes Occur in Capacity Ratings (Items Number 3 Through 7) Since Last Report, Give Reasons:

Maximum Dependable Capacity (Gross MWe) has been rerated to the most restricted seasonal conditions (summer) experienced. Maximum Dependable Capacity (Net MWe) has been rerated accordingly.

9. Power Level To Which Restricted, If Any (Net MWe): NONE

10. Reasons For Restrictions, If Any: _____


	This Month	Yr.-to-Date	Cumulative
11. Hours In Reporting Period	<u>744.0</u>	<u>5 855.0</u>	<u>67 856.6</u>
12. Number Of Hours Reactor Was Critical	<u>744.0</u>	<u>4 979.7</u>	<u>52 249.2</u>
13. Reactor Reserve Shutdown Hours	<u>-0-</u>	<u>-0-</u>	<u>213.4</u>
14. Hours Generator On-Line	<u>737.9</u>	<u>4 809.4</u>	<u>50 499.6</u>
15. Unit Reserve Shutdown Hours	<u>-0-</u>	<u>-0-</u>	<u>121.8</u>
16. Gross Thermal Energy Generated (MWH)	<u>1 613 090</u>	<u>10 410 368</u>	<u>101 879 002</u>
17. Gross Electrical Energy Generated (MWH)	<u>503 570</u>	<u>3 275 415</u>	<u>32 356 415</u>
18. Net Electrical Energy Generated (MWH)	<u>478 174</u>	<u>3 104 278</u>	<u>30 626 372</u>
19. Unit Service Factor	<u>99.2</u>	<u>82.1</u>	<u>74.4</u>
20. Unit Availability Factor	<u>99.2</u>	<u>82.1</u>	<u>74.6</u>
21. Unit Capacity Factor (Using MDC Net)	<u>99.5</u>	<u>82.1</u>	<u>70.2</u>
22. Unit Capacity Factor (Using DER Net)	<u>92.7</u>	<u>76.5</u>	<u>65.1</u>
23. Unit Forced Outage Rate	<u>0.8</u>	<u>1.3</u>	<u>2.5</u>

24. Shutdowns Scheduled Over Next 6 Months (Type, Date, and Duration of Each):

Stream Generator Tube Inspection Program - Oct. 5 - Nov. 1, 1980.

25. If Shut Down At End Of Report Period, Estimated Date of Startup: N/A

	Forecast	Achieved
INITIAL CRITICALITY	_____	_____
INITIAL ELECTRICITY	_____	_____
COMMERCIAL OPERATION	_____	_____



UNIT SHUTDOWNS AND POWER REDUCTIONS

DOCKET NO. 50 - 250
 UNIT NAME Turkey Point Unit No.3
 DATE Sept. 6, 1980
 COMPLETED BY V. T. Chilson
 TELEPHONE (305) 552-3824

REPORT MONTH AUGUST, 1980

No.	Date	Type ¹	Duration (Hours)	Reason ²	Method of Shutting Down Reactor ³	Licensee Event Report #	System Code ⁴	Component Code ⁵	Cause & Corrective Action to Prevent Recurrence
16	80-08-06	F	6.1	B	4	N/A	CB	MOTORX	Unit No. 3 was removed from service due to low oil level in reactor coolant pump motor No. 3C. Corrective actions included adding oil. (Nuclear System)

¹
 F: Forced
 S: Scheduled

²
 Reason:
 A-Equipment Failure (Explain)
 B-Maintenance of Test
 C-Refueling
 D-Regulatory Restriction
 E-Operator Training & License Examination
 F-Administrative
 G-Operational Error (Explain)
 H-Other (Explain)

³
 Method:
 1-Manual
 2-Manual Scram.
 3-Automatic Scram.
 4-Other (Explain)

⁴
 Exhibit G - Instructions for Preparation of Data Entry Sheets for Licensee Event Report (LER) File (NUREG-0161)

⁵
 Exhibit I - Same Source

AVERAGE DAILY UNIT POWER LEVEL

DOCKET NO. 50 - 251
 UNIT Turkey Point
Unit No. 4
 DATE Sept. 6, 1980
 COMPLETED BY V. T. Chilson
 TELEPHONE (305) 552-3824

MONTH AUGUST, 1980

DAY	AVERAGE DAILY POWER LEVEL (MWe-Net)	DAY	AVERAGE DAILY POWER LEVEL (MWe-Net)
1	<u>633</u>	17	<u>639</u>
2	<u>631</u>	18	<u>634</u>
3	<u>635</u>	19	<u>635</u>
4	<u>630</u>	20	<u>634</u>
5	<u>633</u>	21	<u>635</u>
6	<u>640</u>	22	<u>636</u>
7	<u>644</u>	23	<u>638</u>
8	<u>645</u>	24	<u>640</u>
9	<u>644</u>	25	<u>642</u>
10	<u>641</u>	26	<u>634</u>
11	<u>643</u>	27	<u>630</u>
12	<u>641</u>	28	<u>632</u>
13	<u>640</u>	29	<u>636</u>
14	<u>641</u>	30	<u>636</u>
15	<u>639</u>	31	<u>637</u>
16	<u>640</u>		

INSTRUCTIONS

On this format, list the average daily unit power level in MWe-Net for each day in the reporting month. Compute to the nearest whole megawatt.

OPERATING DATA REPORT

DOCKET NO. 50 - 251
 DATE Sept. 6, 1980
 COMPLETED BY V.T. Chilson
 TELEPHONE (305)552-3824

OPERATING STATUS

1. Unit Name: Turkey Point Unit No. 4
2. Reporting Period: August, 1980
3. Licensed Thermal Power (MWt): 2200
4. Nameplate Rating (Gross MWe): 760
5. Design Electrical Rating (Net MWe): 693
6. Maximum Dependable Capacity (Gross MWe): 680
7. Maximum Dependable Capacity (Net MWe): 646
8. If Changes Occur in Capacity Ratings (Items Number 3 Through 7) Since Last Report, Give Reasons:
Maximum Dependable Capacity (Gross MWe) has been rerated to the most restricted seasonal conditions (summer) experienced. Maximum Dependable Capacity (Net MWe) has been rerated accordingly.
9. Power Level To Which Restricted, If Any (Net MWe): NONE
10. Reasons For Restrictions, If Any: _____


Notes - Unit No. 4 operated at approximately 100% R.P.

	This Month	Yr.-to-Date	Cumulative
11. Hours In Reporting Period	<u>744.0</u>	<u>5 855.0</u>	<u>61 584.0</u>
12. Number Of Hours Reactor Was Critical	<u>744.0</u>	<u>4 532.1</u>	<u>45 359.9</u>
13. Reactor Reserve Shutdown Hours	<u>-0-</u>	<u>12.3</u>	<u>166.6</u>
14. Hours Generator On-Line	<u>744.0</u>	<u>4 444.8</u>	<u>43 627.3</u>
15. Unit Reserve Shutdown Hours	<u>-0-</u>	<u>12.3</u>	<u>31.2</u>
16. Gross Thermal Energy Generated (MWH)	<u>1 633 024</u>	<u>9 629 136</u>	<u>90 848 116</u>
17. Gross Electrical Energy Generated (MWH)	<u>499 282</u>	<u>2 997 355</u>	<u>28 900 833</u>
18. Net Electrical Energy Generated (MWH)	<u>474 126</u>	<u>2 840 239</u>	<u>27 370 235</u>
19. Unit Service Factor	<u>100.0</u>	<u>75.9</u>	<u>70.8</u>
20. Unit Availability Factor	<u>100.0</u>	<u>76.1</u>	<u>70.9</u>
21. Unit Capacity Factor (Using MDC Net)	<u>98.6</u>	<u>75.1</u>	<u>69.0</u>
22. Unit Capacity Factor (Using DER Net)	<u>92.0</u>	<u>70.0</u>	<u>64.1</u>
23. Unit Forced Outage Rate	<u>-0-</u>	<u>0.3</u>	<u>3.0</u>

24. Shutdowns Scheduled Over Next 6 Months (Type, Date, and Duration of Each):
Refueling, maintenance, and inspections - Nov. 9, 1980 - Jan. 10, 1981.

25. If Shut Down At End Of Report Period, Estimated Date of Startup: N/A

	Forecast	Achieved
INITIAL CRITICALITY	_____	_____
INITIAL ELECTRICITY	_____	_____
COMMERCIAL OPERATION	_____	_____



UNIT SHUTDOWNS AND POWER REDUCTIONS

REPORT MONTH AUGUST, 1980

DOCKET NO. 50 - 251
 UNIT NAME Turkey Point Unit No.4
 DATE Sept. 6, 1980
 COMPLETED BY V. T. Chilson
 TELEPHONE (305) 552-3824

No.	Date	Type ¹	Duration (Hours)	Reason ²	Method of Shutting Down Reactor ³	Licensee Event Report #	System Code ⁴	Component Code ⁵	Cause & Corrective Action to Prevent Recurrence
	<u>N O N E</u>								

¹
 F: Forced
 S: Scheduled

²
 Reason:
 A-Equipment Failure (Explain)
 B-Maintenance of Test
 C-Refueling
 D-Regulatory Restriction
 E-Operator Training & License Examination
 F-Administrative
 G-Operational Error (Explain)
 H-Other (Explain)

³
 Method:
 1-Manual
 2-Manual Scram.
 3-Automatic Scram.
 4-Other (Explain)

⁴
 Exhibit G - Instructions for Preparation of Data Entry Sheets for Licensee Event Report (LER) File (NUREG-0161)

⁵
 Exhibit I - Same Source

(9/77)

AVERAGE DAILY UNIT POWER LEVEL

DOCKET NO. 50 - 335

St. Lucie

UNIT Unit No. 1

DATE Sept. 6, 1980

COMPLETED BY V. T. Chilson

TELEPHONE (305) 552-3824

MONTH AUGUST, 1980

DAY	AVERAGE DAILY POWER LEVEL (MWe-Net)
1	775
2	794
3	796
4	777
5	770
6	792
7	791
8	790
9	791
10	792
11	798
12	797
13	718
14	126
15	255
16	394

DAY	AVERAGE DAILY POWER LEVEL (MWe-Net)
17	---
18	673
19	787
20	786
21	725
22	783
23	783
24	782
25	782
26	757
27	759
28	781
29	779
30	780
31	749

NOTE: Average daily power level greater than 777 MWe due to cooler condenser cooling water.

INSTRUCTIONS

On this format, list the average daily unit power level in MWe-Net for each day in the reporting month. Compute to the nearest whole megawatt.

OPERATING DATA REPORT

DOCKET NO. 50-335
 DATE Sept. 6, 1980
 COMPLETED BY V.T. Chilson
 TELEPHONE (305) 552-3824

OPERATING STATUS

1. Unit Name: St. Lucie Unit No. 1
2. Reporting Period: August, 1980
3. Licensed Thermal Power (MWt): 2560
4. Nameplate Rating (Gross MWe): 850
5. Design Electrical Rating (Net MWe): 802
6. Maximum Dependable Capacity (Gross MWe): 822
7. Maximum Dependable Capacity (Net MWe): 777
8. If Changes Occur in Capacity Ratings (Items Number 3 Through 7) Since Last Report, Give Reasons:

Notes - Unit operated at approximately 100% R.P., except for outages of Aug. 14, 14-15, and 16-18, 1980, and reduced load operation of Aug.14-18, 1980.

9. Power Level To Which Restricted, If Any (Net MWe): NONE
10. Reasons For Restrictions, If Any: _____

	This Month	Yr.-to-Date	Cumulative
11. Hours In Reporting Period	<u>744.0</u>	<u>5 855.0</u>	<u>32 399.0</u>
12. Number Of Hours Reactor Was Critical	<u>720.0</u>	<u>4 000.2</u>	<u>25 509.9</u>
13. Reactor Reserve Shutdown Hours	<u>-0-</u>	<u>-0-</u>	<u>129.5</u>
14. Hours Generator On-Line	<u>701.4</u>	<u>3 889.7</u>	<u>24 719.7</u>
15. Unit Reserve Shutdown Hours	<u>7.3</u>	<u>7.3</u>	<u>39.3</u>
16. Gross Thermal Energy Generated (MWH)	<u>1 697 623</u>	<u>9 575 354</u>	<u>59 834 920</u>
17. Gross Electrical Energy Generated (MWH)	<u>551 240</u>	<u>3 101 490</u>	<u>19 395 990</u>
18. Net Electrical Energy Generated (MWH)	<u>519 201</u>	<u>2 915 036</u>	<u>18 242 932</u>
19. Unit Service Factor	<u>94.3</u>	<u>66.4</u>	<u>76.3</u>
20. Unit Availability Factor	<u>95.3</u>	<u>66.6</u>	<u>76.4</u>
21. Unit Capacity Factor (Using MDC Net)	<u>89.8</u>	<u>64.1</u>	<u>72.5</u>
22. Unit Capacity Factor (Using DER Net)	<u>87.0</u>	<u>62.1</u>	<u>70.2</u>
23. Unit Forced Outage Rate	<u>-0-</u>	<u>11.1</u>	<u>6.4</u>

24. Shutdowns Scheduled Over Next 6 Months (Type, Date, and Duration of Each):

25. If Shut Down At End Of Report Period, Estimated Date of Startup: N/A

26. Units In Test Status (Prior to Commercial Operation):	Forecast	Achieved
INITIAL CRITICALITY	_____	_____
INITIAL ELECTRICITY	_____	_____
COMMERCIAL OPERATION	_____	_____

UNIT SHUTDOWNS AND POWER REDUCTIONS

DOCKET NO. 50 - 335
 UNIT NAME St. Lucie Unit No.1
 DATE Sept. 6, 1980
 COMPLETED BY V. T. Chilson
 TELEPHONE (305) 552-3824

REPORT MONTH AUGUST, 1980

Page 1 of 2

No.	Date	Type ¹	Duration (Hours)	Reason ²	Method of Shutting Down Reactor ³	Licensee Event Report #	System Code ⁴	Component Code ⁵	Cause & Corrective Action to Prevent Recurrence
11	80-08-14	S	10.7	A	4	N/A	EG	TRANSF	Unit was removed from service to isolate main power transformer No. 1B to repair oil leak. Corrective actions included installing new bushing. (Non-nuclear system)
12	80-08-14	S	-0-	B	4	N/A	EG	TRANSF	Load was limited to the capacity of main transformer No. 1A. (Non-nuclear system)
13	80-08-14	S	7.3	F	4	N/A	EG	TRANSF	Unit was removed from service to protect personnel using a crane to remove a faulty bushing from main power transformer No. 1B. (Non-nuclear system)

¹
 F: Forced
 S: Scheduled

²
 Reason:
 A-Equipment Failure (Explain)
 B-Maintenance of Test
 C-Refueling
 D-Regulatory Restriction
 E-Operator Training & License Examination
 F-Administrative
 G-Operational Error (Explain)
 H-Other (Explain)

³
 Method:
 1-Manual
 2-Manual Scram.
 3-Automatic Scram.
 4-Other (Explain)

⁴
 Exhibit G - Instructions for Preparation of Data Entry Sheets for Licensee Event Report (LER) File (NUREG-0161)

⁵
 Exhibit I - Same Source

(9/77)

UNIT SHUTDOWNS AND POWER REDUCTIONS

DOCKET NO. 50 - 335
 UNIT NAME St. Lucie Unit No.1
 DATE Sept. 6, 1980
 COMPLETED BY V. T. Chilson
 TELEPHONE (305) 552-3824

REPORT MONTH AUGUST, 1980

Page 2 of 2

No.	Date	Type ¹	Duration (Hours)	Reason ²	Method of Shutting Down Reactor ³	Licensee Event Report #	System Code ⁴	Component Code ⁵	Cause & Corrective Action to Prevent Recurrence
14	80-08-17	S	24.6	B	1	N/A	EG	TRANSF	Unit was removed from service to install new bushing and return main power transformer No. 1B to service. (Non-nuclear system)

¹
 F: Forced
 S: Scheduled


²
 Reason:
 A-Equipment Failure (Explain)
 B-Maintenance or Test
 C-Refueling
 D-Regulatory Restriction
 E-Operator Training & License Examination
 F-Administrative
 G-Operational Error (Explain)
 H-Other (Explain)

³
 Method:
 1-Manual
 2-Manual Scram.
 3-Automatic Scram.
 4-Other (Explain)

⁴
 Exhibit G - Instructions for Preparation of Data Entry Sheets for Licensee Event Report (LER) File (NUREG-0161)

⁵
 Exhibit I - Same Source

(9/77)




September 6, 1980

Office of Management Information
and Program Controls
U. S. Regulatory Commission
Washington, D. C. 20555

Gentlemen:

Attached are the August, 1980, Operating Summary Reports
for Turkey Point Unit Nos. 3 and 4 and St. Lucie Unit
No. 1.

Very truly yours,


A. D. Schmidt
Vice President
Power Resources

VTC/ddc

cc: Mr. James P. O'Reilly
Robert Lowenstein, Esquire



1944

1945

1946

SUMMARY OF OPERATING EXPERIENCE

DOCKET NO. 50 - 250

UNIT Turkey Point
Unit No. 3

DATE Sept. 6, 1980

COMPLETED BY V. T. Chilson

TELEPHONE (305) 552-3824

REPORT MONTH AUGUST, 1980

Unit No. 3 operated at approximately 100% R.P., except for outage of Aug. 6-7, 1980. Refer to "Unit Shutdowns and Power Reductions" section of August, 1980, Operating Status Report for additional information.

Major Safety-related maintenance activities performed during the month included:

Inspections and requirements of IE Bulletins and NUREG-0578 are continuing.

Florida Power & Light Company commitments for NUREG-0578 implementation are continuing. Refer to correspondence between FPL and NRC for additional information.

SUMMARY OF OPERATING EXPERIENCE

DOCKET NO. 50 - 251
UNIT Turkey Point
Unit No. 4
DATE Sept. 6, 1980
COMPLETED BY V. T. Chilson
TELEPHONE (305) 552-3824

REPORT MONTH AUGUST, 1980

Unit No. 4 operated at approximately 100% R.P. Refer to "Unit Shut-downs and Power Reductions" section of the August, 1980 Operating Status Report for additional information.

Major Safety-related maintenance activities performed during the month included:

Inspections and requirements of IE Bulletins and NUREG-0578 in progress.

Florida Power & Light Company commitments for NUREG-0578 implementation are continuing. Refer to correspondence between FPL and NRC for additional information.

SUMMARY OF OPERATING EXPERIENCE

DOCKET NO. 50 - 335

UNIT St. Lucie
Unit No. 1

DATE Sept. 6, 1980

COMPLETED BY V. T. Chilson

TELEPHONE (305) 552-3824

REPORT MONTH AUGUST, 1980

Unit operated at approximately 100% R.P., except for outages of August 14, 14-15, and 16-18, 1980, and reduced load operation of August 14-18, 1980. Refer to "Unit Shutdowns and Power Reductions" section of the August, 1980, Operating Status Report for additional information.

Major Safety-related maintenance activities performed during the month included:

Inspections and requirements of IE Bulletins and NUREG-0578 are continuing.

Florida Power & Light Company Commitments for NUREG-0578 implementation are continuing. Refer to correspondence between FPL and NRC for additional information.

A modification to provide redundant 15 volt power supply to each Control Element Assembly drive mechanism core power programmer is in progress.