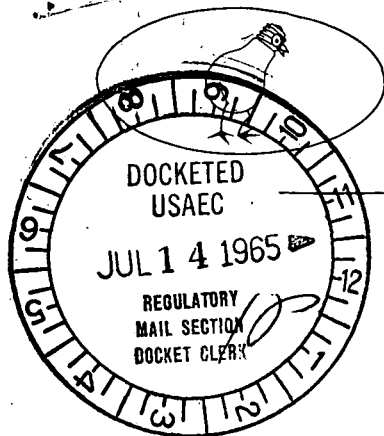


# Commonwealth Edison Company

72 WEST ADAMS STREET \* CHICAGO, ILLINOIS 60690

July 9, 1965




In the Matter of )  
 the Application of )  
 Commonwealth Edison Company )

AEC Docket  
 50-237

*Journal*  
 File Copy

Dr. R. L. Doan  
 Director, Division of Reactor  
 Licensing  
 U. S. Atomic Energy Commission  
 Washington, D. C.



Dear Sir:

Seventy copies of Amendment No. 1 to the Plant Design and Analysis Report, previously filed on April 15 and May 17, 1965, in support of the application of Commonwealth Edison Company for a construction permit and operating license for Dresden Unit 2, are submitted herewith.

Amendment No. 1 includes the following additions to Volume I of the Report: (a) Appendix F entitled "Plant Similarities and Differences", which attempts to present in brief tabular form a comparison of components of Dresden Unit 2 with corresponding components of the Oyster Creek and Nine Mile Point nuclear power plants for which construction permits have recently been issued by the Commission (AEC Dkts. 50-219 and 50-220, respectively); (b) Bibliography which lists papers and documents referred to in Volume I; and (c) Pages VIII-5-1 and D-3 which were omitted from the Volume I due to an oversight.

Amendment No. 1 also effects changes in Volumes I, II and III of the Report by substitution of a number of revised pages, figures and exhibits for corresponding original pages, figures and exhibits. The changes in Volumes I and II are necessary to correct either typographical errors which could be misleading or statements which failed to properly reflect the original intentions of the applicant.

Dr. R. L. Doan

- 2 -


July 9, 1965

The changes in Volume III of the Report are made in order to incorporate the expanded analysis of wind conditions at the Dresden site for each day, rather than every other day, during the period from March 15, 1963 to March 14, 1964.

Very truly yours,

COMMONWEALTH EDISON COMPANY

By



Murray Joslin  
Vice President

Subscribed and sworn to  
before me this 9th day  
of July, 1965.




Notary Public

Amendment No. 1  
to the  
Dresden Nuclear Power Station Unit 2  
Plant Design and Analysis Report

DOCKET NO. 50-237  
*(found)*

File Copy



Dated July 12, 1965

Volume I

Add: Appendix F - Plant Similarities and Differences  
Bibliography


Pages VIII-5-1 and D-3 which were omitted from the original filing due to an oversight.

Substitute the following revised pages for the corresponding original pages:

<u>Page No.</u>		<u>Page No.</u>	
111	Rev. 7/1/65	X-5-3	Rev. 7/1/65
I-1-1	" "	XI-4-6	" "
I-4-1	" "	XI-5-3	" "
I-5-2	" "	XI-5-3a (original page)*	
I-6-2	" "	XI-5-9	Rev. 7/1/65
IV-2-1	" "	XI-5-10	" "
IV-5-3	" "	XI-5-12	" "
V-3-3	" "	XI-5-13	" "
V-3-8	" "	XI-5-17	" "
V-3-12	" "	XI-6-2	" "
V-5-3	" "	XI-6-4	" "
VII-2-1	" "	XI-6-6	" "
VIII (title page)	" "	XI-6-16	" "
X-4-2	" "	E-1-2	" "

*Done  
2/1/65  
7-14-65*

\* Revised page XI-5-3 and original page XI-5-3a replace original page XI-5-3.



*Final*

Volume II

Substitute the following revised figures for the corresponding original figures:

Figure 28	Rev. 7/1/65
Figure 35	" "
Figure 59	" "
Figure 66	" "

Volume III

Add: Exhibits III-7-11 to III-7-21; inclusive.

Substitute the following revised pages and exhibits for the corresponding original pages and exhibits.

<u>Page No.</u>		<u>Exhibit</u>	
III-7-1	Rev. 7/1/65	III-7-4	Rev. 7/1/65
III-7-2	" "	III-7-5	" "
		III-7-6	" "
<u>Exhibit</u>		III-7-7	" "
		III-7-8	" "
III-7-1	Rev. 7/1/65	III-7-9	" "
III-7-2	" "	III-7-10	" "
III-7-3	" "		

*Done  
R. Regis  
7-19-65*

Each of the above revised pages, figures and exhibits is identifiable by the notation in the upper right corner - "Rev. 7/1/65". The double dagger symbol appearing in the right margin of each revised page (excluding revised figures and exhibits) has been adopted to indicate that the line opposite the symbol has been revised or added.

The foregoing explanation of Amendment No. 1 should be incorporated in the front of Volume I.

Volume II

Substitute the following revised figures for the corresponding original figures:

Figure 28	Rev. 7/1/65
Figure 35	" "
Figure 59	" "
Figure 66	" "

Volume III

Substitute the following revised pages and exhibits for the corresponding original pages and exhibits.

<u>Page No.</u>		<u>Exhibit</u>	
III-7-1	Rev. 7/1/65	III-7-9	Rev. 7/1/65
III-7-2	" "	III-7-10	" "
		III-7-11	" "
<u>Exhibit</u>		III-7-12	" "
III-7-1	Rev. 7/1/65	III-7-13	" "
III-7-2	" "	III-7-14	" "
III-7-3	" "	III-7-15	" "
III-7-4	" "	III-7-16	" "
III-7-5	" "	III-7-17	" "
III-7-6	" "	III-7-18	" "
III-7-7	" "	III-7-19	" "
III-7-8	" "	III-7-20	" "
		III-7-21	" "

Each of the above revised pages, figures and exhibits is identifiable by the notation in the upper right corner - "Rev. 7/1/65". The double dagger symbol appearing in the right margin of each revised page (excluding revised figures and exhibits) has been adopted to indicate that the line opposite the symbol has been revised or added.

The foregoing explanation of Amendment No. 1 should be incorporated in the front of Volume I.