

Procedure No. W-SITP-4

RECEIVED  
OCT 24 1975

J. A. JONES CONSTRUCTION COMPANY


SITE INSPECTION AND TEST PROCEDURE

SITE QUALITY ASSURANCE  
WATERFORD 3

FOR

REINFORCING STEEL - HANDLING, STORAGE, INSTALLING,  
CADCWELDING AND MODIFICATION INSPECTION

WATERFORD SES UNIT NO. 3  
CONTRACT NO. W3-NY-4



REV.	DATE	ENGINEERING REVIEWED BY	DATE	CONSTRUCTION REVIEWED BY	DATE	QUALITY ASSURANCE APPROVED BY	DATE
0	10/21/75	R. Prince	10/24/75	John Terry	10/14/75	Phillip S. Sweeney	10/21/75
1	10/21/75	R. Prince	10/24/75	John Terry	10/21/75	Phillip S. Sweeney	10/21/75
2	10/24/75	R. Prince	10/24/75	John P. Kennel	10-24-75	Phillip S. Sweeney	10/27/75

J. A. JONES CONST. CO. 75-317  
CONTROLLED DOCUMENT  
S.I. NO. 131

VOID

REVIEWED w/o COMMENTS  
QUALITY ASSURANCE

BY: Shelvia Adams EBASCO

DATE: 10/24/75

FREEDOM OF INFORMATION  
ACT REQUEST

8506220135 850222  
PDR FOIA  
GARDEB4-455 PDR

84-455

C/639

SITE INSPECTION AND TEST PROCEDURE:	PROCEDURE NO. W-SITP-4
TITLE: REINFORCING STEEL - HANDLING, STORAGE, INSTALLING, CADWELDING AND MODIFICATION INSPECTION	REV. NO. 2 DATE: 10/24/75
PROJECT TITLE: WATERFORD SES UNIT NO. 3 CONTRACT NO. W3-NY-4	

#### 1.0 PURPOSE

To specify the methods, techniques and records J. A. Jones will use to verify that reinforcing steel is installed in accordance with approved drawings and specifications.

#### 2.0 SCOPE

This procedure covers the Quality Verification activities for handling, storing, installing, cadwelding and modification of reinforcing steel for Seismic Class I structures.

#### 3.0 REFERENCES


- 3.1 Ebasco Specification No. LOU-1564.473, "Concrete Reinforcing Steel Furnishing, Fabrication and Delivery," latest revision.
- 3.2 Ebasco Specification No. LOU-1564.479, "Mechanical Splicing of Concrete Reinforcing Steel - Seismic Class I," latest revision.
- 3.3 J. A. Jones Procedure No. W-WP-3, "Qualification of Welders".
- 3.4 J. A. Jones Procedure No. W-WP-4, "Handling, Storing, Installing, Cadwelding and Modification of Reinforcing Steel".
- 3.5 ANSI Standard N45.2.5-1974 "Supplementary Quality Assurance Requirements for Installation, Inspection and Testing of Structural Concrete and Structural Steel during the Construction Phase of Nuclear Power Plants", as applicable.

#### 4.0 RESPONSIBILITIES

- 4.1 Ebasco Services, Inc. is responsible for supplying reinforcing steel, ERICO Cadweld Splice Kits and testing services and records necessary to support J. A. Jones and Subcontractor work activities.
- 4.2 J. A. Jones and Subcontractors are responsible for compliance with this procedure and for compliance with References 3.1 thru 3.4, as applicable.

SITE INSPECTION AND TEST PROCEDURE:	PROCEDURE NO. W-SITP-L
TITLE: REINFORCING STEEL - HANDLING, STORAGE, INSTALLING, CADWELDING AND MODIFICATION INSPECTION	REV. NO. 2 DATE: 10/24/75
PROJECT TITLE: WATERFORD SES UNIT NO. 3 CONTRACT W3-NY-4	

- 4.3 J. A. Jones Engineering is responsible for issuing accurate cadweld mapping drawings of sufficient size and detail to provide the documentation as required by this procedure.



#### 5.0 DEFINITIONS

- 5.1 Cadweld - Used interchangeably with "Mechanical Splice", and denoting a splice formed with a sleeve which is placed over the end of a reinforcing bar and filled with molten metal to form a mechanical (shear) means of transmitting longitudinal force from the bar to the member to which the sleeve is attached.
- 5.2 Acceptable material - Reinforcing steel and cadweld kits which have been received, inspected, tested, green tagged and issued by Ebasco Services, Inc.

#### 6.0 HANDLING

J. A. Jones Quality Assurance/Verification personnel shall perform surveillance and inspection of reinforcing steel handling to assure no permanent deflection in straight bars and no straightening of prefabricated bars, and no other damage or loss of identification occurs.

#### 7.0 STORAGE

After acceptable material (see paragraph 5.2) has been withdrawn from Ebasco for use, J. A. Jones Quality Assurance/Verification personnel shall provide surveillance activities to assure that materials are stored properly and in case of cadweld splice kits, in accordance with the manufacturer's recommendations. In addition, J. A. Jones Quality Assurance shall receive and file a copy of all completed "Requisition on Warehouse" Forms, Ebasco Form No. 136(X)/2-75.

#### 8.0 INSTALLING

The assigned Quality Verification Inspector(s) shall perform the following inspections:

SITE INSPECTION AND TEST PROCEDURE:	PROCEDURE NO. W-SITP-4
TITLE: REINFORCING STEEL - HANDLING, STORAGE, INSTALLING, CADWELDING AND MODIFICATION INSPECTION	REV. NO. 2 DATE: 10/24/75
PROJECT TITLE: WATERFORD SES UNIT NO. 3 CONTRACT NO. W3-NY-4	

8.1 Assure that placing of steel reinforcement is as shown on approved for construction drawings and in accordance with approved for construction specifications.



8.3 Assure that support steel has been installed in accordance with approved drawings.

8.4 Assure that the material which has been identified for a pour is the material installed.

8.5 Assure that all reinforcing steel, support steel and cadwelds are properly cleaned and free from loose rust, oil, grease, paint (except that used for cadweld status) or other contaminants that will destroy or reduce bond.

9.0 CADWELDING

9.1 Qualification of Personnel:

9.1.1 The assigned Quality Verification Inspector(s) shall verify that only welders qualified in accordance with Reference 3.3 are used for cadwelding.

9.1.2 The assigned Quality Verification Inspector(s) shall be qualified by the cadweld manufacturer's representative as a certified cadweld inspector

9.2 Inspection:

The assigned Quality Verification Inspector(s) shall daily inspect the following in addition to the visual inspection criteria of Reference 3.2:

9.2.1 That cadwelding is being used on bars marked X in the bar bending schedule.

9.2.2 That bar ends are thoroughly cleaned by wire brushing to remove all loose mill scale, dirt or other foreign matter.

SITE INSPECTION AND TEST PROCEDURE:	PROCEDURE NO. W-SITP-4
TITLE: REINFORCING STEEL - HANDLING, STORAGE, INSTALLING CADWELDING AND MODIFICATION INSPECTION	REV. NO. 2 DATE: 10/24/75
PROJECT TITLE: WATERFORD SES UNIT NO. 3 CONTRACT NO. W3-NY-4	

- 9.2.3 That bars are heated to remove all moisture.
- 9.2.4 That, in order to confirm correct centering of bar ends in the splice sleeve, permanent reference marks are made equidistant from the bar ends.
- 9.2.5 That splice sleeves are free of foreign material or serious rust on the inside surfaces.
- 9.2.6 That all graphite parts except crucible covers are cleaned as required, using a material or tool that will not damage the graphite.
- 9.2.7 That proper alignment between sleeve and guide tube is maintained to assure proper fill.
- 9.2.8 That before ignition all possibility of moisture in the uncompleted splice is avoided by reheating, if required. This particularly applies in cold, damp weather or sub-freezing temperatures.
- 9.2.9 That no cadwelding takes place during periods of precipitation unless performed under adequate protection.
- 9.2.10 If all of the above daily pre-weld inspections are acceptable, including those in Reference 3.2, the Quality Verification Inspector(s) shall initial the pre-weld inspection column of the Daily Cadweld Inspection Report for the applicable cadweld. If any of the pre-weld inspections are unacceptable, the Quality Verification Inspector(s) shall have them corrected prior to igniting the cadweld.
- 9.2.11 If the final cadweld is acceptable, the Quality Verification Inspector(s) shall initial the final weld inspection column of the Daily Cadweld Inspection Report for the applicable cadweld.
- 9.2.12 If the final cadweld is unacceptable, the Quality Verification Inspector(s) shall write "No" in the final weld inspection column and reference the replacement weld(s) in the comments column of the Daily Cadweld Inspection Report.

SITE INSPECTION AND TEST PROCEDURE:	PROCEDURE NO. W-SITP-4
TITLE: REINFORCING STEEL - HANDLING, STORAGE, INSTALLING, CADWELDING AND MODIFICATION INSPECTION	REV. NO. 2 DATE: 10/24/75
PROJECT TITLE: WATERFORD SES UNIT NO. 3 CONTRACT NO. W3-NY-4	

10.0 SPLICE IDENTIFICATION AND TRACEABILITY

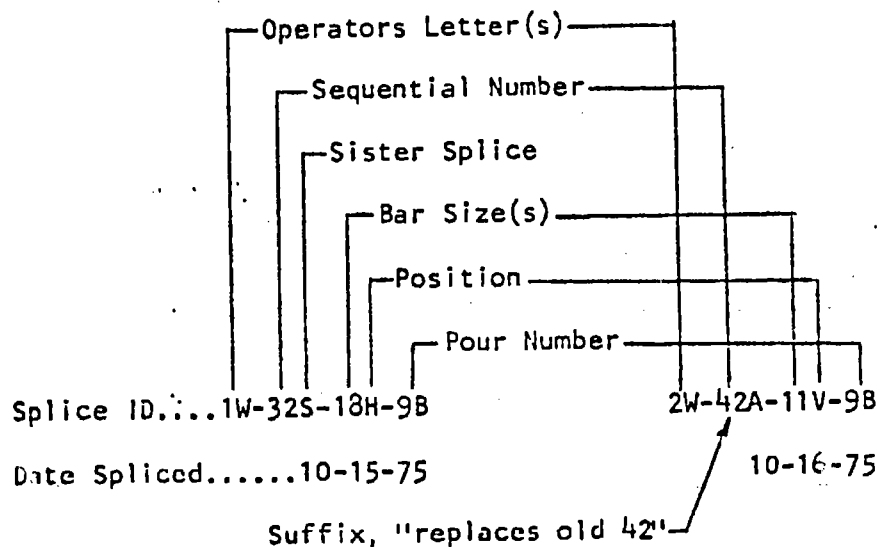
10.1 J. A. Jones' Engineering group shall prepare detailed cadweld mapping drawings which will be layed out by layer, by pour.

10.2 The assigned Quality Verification Inspector(s) shall use the cadweld maps to record the following:

10.2.1 Verification of the location of each splice.

10.2.2 Verification of the sizes of the bars spliced.

10.2.3 A symbol indicating the assigned identification letter(s) of the operator or crew, the sequential number of the weld (starting from the first weld made by the crew and continuing without interruption), a suffix if the splice is a sister splice of the splice with the same number, any other suffix required to establish that the splice replaces another related splice, the size(s) of the bar spliced, the position of the splice (horizontal or vertical), the pour number in which the splice is placed and the date the splice is made. For example:



SITE INSPECTION AND TEST PROCEDURE:	PROCEDURE NO. W-SITP-4
TITLE: REINFORCING STEEL - HANDLING, STORAGE, INSTALLING, CADWELDING AND MODIFICATION INSPECTION	REV. NO. 2 DATE: 10/24/75
PROJECT TITLE: WATERFORD SES UNIT NO. 3 CONTRACT NO. W3- NY-4	

10.2.4 The Quality Verification Inspector(s) shall assure that the identification number is stamped on the visible side of the sleeve. He shall also assure accurate recording of the splice identification number on the cadweld map.

10.2.5 At the time of visual inspection of a splice, the Quality Verification Inspector(s) shall record the above information on the "Daily Cadweld Inspection Report" (See Attachment 14.1), and spray the sleeve with a small spot of paint according to the color code:

Accepted: White  
Test Specimen: Yellow  
Rejected: Red

10.2.6 All cadwelds within a pour must be accepted, and therefore painted white, before concrete may be placed.

#### 11.0 TESTING OF SPLICES

11.1 The assigned Quality Verification Inspector(s) shall assure that the frequency of splice testing as defined in Reference 3.2 is complied with. He shall record on the cadweld map and on the Daily Cadweld Inspection Report (Attachment 14.1) all data concerning locations and types of test splices and their replacements.

11.2 The assigned J. A. Jones Quality Verification Inspector(s) shall assure that the splice test samples are at the disposal of Ebasco Quality Control personnel or their assigned representative(s).

11.3 All splice tests will be considered on hold by J. A. Jones until a report on cadweld test splices has been received from Ebasco Quality Control or their assigned representative(s). The results of the tests will be recorded on a weekly basis on the "Weekly Cadweld or Rebar Test Report", Attachment No. 14.2.

#### 12.0 MODIFICATIONS

The assigned Quality Verification Inspector(s) shall assure that modifications to reinforcing steel are made in accordance with References 3.2 and 3.4.

SITE INSPECTION AND TEST PROCEDURE:	PROCEDURE NO. W-SITP-4
TITLE: REINFORCING STEEL - HANDLING, STORAGE, INSTALLING, CADWELDING AND MODIFICATION INSPECTION.	REV. NO. 2 DATE: 10/24/75
PROJECT TITLE: WATERFORD SES UNIT NO. 3 CONTRACT NO. W3-NY-4	

13.0 RECORDS

All records will be compiled and filed by pour number. After the pour has been completed and accepted by Ebasco, the records will be turned over to Ebasco Senior Quality Control Supervisor for purchaser records.

14.0 ATTACHMENTS

14.1 Daily Cadweld Inspection Report (Form No. W-SITP-4.1)

14.2 Weekly Cadweld or Rebar Test Report (Form No. W-SITP-4.2)

VOID





